

THALES 'TOP FLIGHT' SATELLITE DATA UNIT (SDU)
EXHIBIT 7 - PHOTOGRAPHS OF RADIATED & CONDUCTED TEST SET-UP

Any enquiries concerning this document should be addressed to:

Satcom Product Group Manager
Thales Avionics Limited
88 Bushey Road
London
SW20 0JW

The copyright of this document is vested in Thales Avionics Limited, and the recipient should use it only for the purpose for which it was issued. The recipient shall not use the document in any manner that is competitive with or detrimental to the commercial interests of Thales Avionics Limited. Nor shall the recipient publish this document or make it available to any third party or in any other way divulge the contents or any technical expertise evident therein without Thales Avionics Limited prior written approval.

© Thales Avionics Limited 2007





Figure 1: DO-160E (modified) Radiated Emissions



¹ Figure 2 shows the EMC test setup at TUV. See TUV report TFS062/SAT-001/STE-012/006/Exhibit 6g/Exhibit 6g_1 - EE615497 Report Issue 1 Draft A.pdf




Figure 3: Radiated Emissions



Figure 4: Conducted Emissions



Figure 5: Radiated Susceptibility




Figure 6: Conducted Susceptibility