


## 8 Test Setup (Photographs)


### 8.1 Radiated Spurious Emission 9 kHz – 30 MHz



### 8.2 Radiated Spurious Emission 30 MHz – 1000 MHz




8.3 Radiated Spurious Emission above 1 GHz



– X axis –



– Y axis –



– Z axis –

--- END OF REPORT ---