



# Regulatory Test Report


## Prepared for Continental Automotive GmbH

This report presents detailed information on

**Telematic Unit**

**HERMES 3.0 LFT2**

Prepared by



Aravind Buddana

Engineer II

Approved by



Jason Kanakry

General Manager

Issue date: 10/11/2021

Report No: AH21051701-CON-126-TR2 v1.1

This test result relates only to the described test object.

This document shall not be reproduced, except in full, without the written approval of Bureau Veritas Test Lab.

Customer must not use this test report as the product certification of each accreditation body or each national organization.

The test is traceable to national standard or related international standard

## Contents

- **Test Request Information**.....3
- **Test Laboratory Information**.....4
- **Statement of Conformity**.....5
- **Conducted Testing** .....6
- **Radiated Testing**.....58

## • Test Request Information

**Test Request #:** OUS2150001

**Test Requested By:** Imad Hjije  
7layers GmbH  
Borsigstrasse 11, 40880 Ratingen, Germany

**Test item Description:** HERMES 3.0 LFT2

**Part Number:** M598

**DUT Sample Number:** AH21051701-CON-126 #002, AH21051701-CON-126 #001

**Hardware Version of DUT:** NAFTA LTE

**Software Version of DUT:** FW1.7

**Component Category of DUT:** N/A

**FCC ID:** KR5HERMES3

**IC:** 7812D-HERMES3

**Type of Test:** FCC/ISED Certification

**Test Method:** CFR Title 47 FCC Part 15.407, ISED Canada RSS-247 Issue 2,  
ISED Canada RSS-Gen Issue 5, FCC KDB 789033 D02 General UNII Test  
Procedures New Rules v02r01 and ANSI C63.10-2013

**Deviations from standard:** None

**Approved Test Plan Number:** N/A

**Test Plan Revision:** N/A

**Date test sample received:** 04-19-2021

**Date test started:** 05-21-2021

**Date test finished:** 09-16-2021

- **Test Laboratory Information**

**Location of Test Lab:** The radiated and conducted emissions test sites are located at  
Bureau Veritas  
815 N. Opdyke Rd #100,  
Auburn Hills, MI 48326,  
Phone: +1-248-836-4700

**Key Contact:** Jason Kanakry (General Manager)  
[Jason.Kanakry@BureauVeritas.com](mailto:Jason.Kanakry@BureauVeritas.com)  
Phone: +1-248-836-4747

**Laboratory Accreditations:** BUREAU VERITAS CONSUMER PRODUCTS SERVICES, INC is  
accredited in accordance with the recognized International Standard  
ISO/IEC 17025:2017 General requirements for the competence of testing  
and calibration laboratories.

**ISO/IEC 17025:2017:** 5678.01

**FCC Test Site Number:** US1278 (242530)

**IC Test Site Number:** US0229 (26240)

• **Statement of Conformity**

RSS-GEN	RSS 247	Part 15	Comments
6.4		15.15(b)	There are no controls accessible to the user that varies the output power to operate in violation of the regulatory requirements.
		15.19	The label is shown in the label exhibit.
		15.21	Information to the user is shown in the instruction manual exhibit.
		15.27	No special accessories are required for compliance.
3.2		15.31	The EUT was tested in accordance with the measurement standards in this section.
6.13.2		15.33	Frequency range was investigated according to this section, unless noted in specific rule section under which the equipment operates.
6.13.1		15.35	The EUT emissions were measured using the measurement detector and bandwidth specified in this section, unless noted in specific rule section under which the equipment operates.
6.8		15.203	EUT employs a non-detachable internal PCB trace antenna with 3.76dBi (UNII-1) & 4.01dBi (UNII-3) gain.
8.10		15.205 15.209	The fundamental is not in a Restricted band and the spurious and harmonic emissions in the Restricted bands comply with the general emission limits of 15.209 or RSS-Gen as applicable
8.8		15.207	N/A. EUT is vehicle battery powered only.

**CFR Title 47 FCC Part 15.407, ISED Canada RSS-247 Issue 2**

- Conducted Testing**

**Test Summary**

This test report supports an application for certification of a transmitter operating pursuant to:  
**CFR Title 47 FCC Part 15.407, ISED Canada RSS-247 Issue 2, ISED Canada RSS-Gen Issue 5, FCC KDB 789033 D02 General UNII Test Procedures New Rules v02r01 and ANSI C63.10-2013**

The product is the **HERMES 3.0 LFT2** that operates in  
 UNII-1: 5.15GHz – 5.25GHz  
 UNII-3: 5.725GHz – 5.85GHz

Details	Description
Frequency Range (MHz)	UNII-1 (5.15GHz – 5.25GHz) UNII-3 (5.725GHz – 5.85GHz)
Tested Modes	802.11a 802.11n(HT20, HT40) 802.11ac (VHT20, VHT40, VHT80).
Tested Channels	UNII-1 (36-48) UNII-3 (149-165)
DUT Antenna Type	Non-detachable internal PCB trace
DUT Antenna Gain	3.76dBi (UNII-1) 4.01dBi (UNII-3)

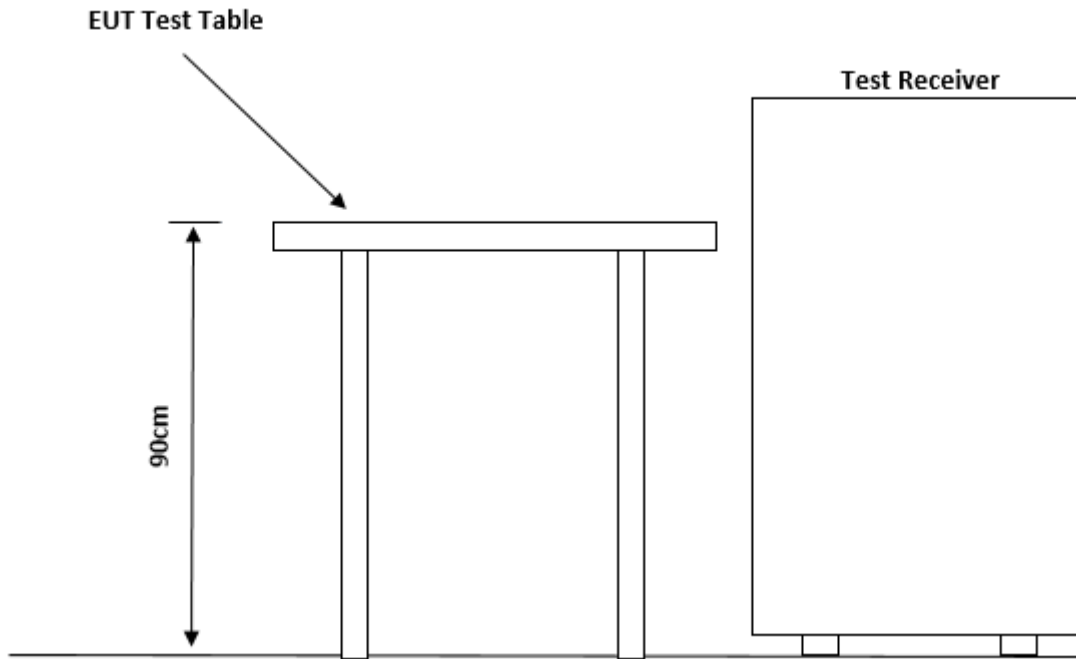
We found that the product met the above requirements with modification.  
 Test samples were received in good condition.

Test Item	Sample #	Result	Tested By
<a href="#">FCC 15.407 UNII-1</a>	AH21051701-CON-126 #002	Meets Requirements	Aravind Buddana
<a href="#">FCC 15.407 UNII-3</a>	AH21051701-CON-126 #002	Meets Requirements	Aravind Buddana

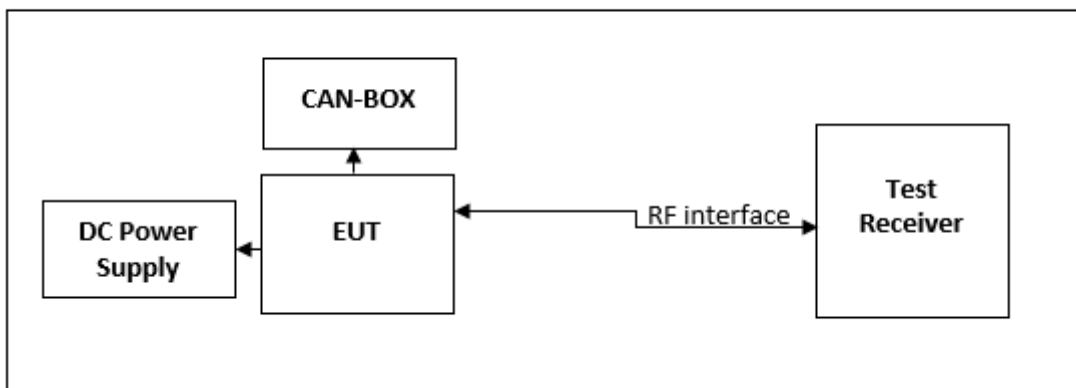
## Test Setup

### Conducted Test Site Description

The site is accommodated to test tabletop and floor standing test equipment.



TEST SETUP DIAGRAM



## Test Equipment Used

ID #	Equipment	Manufacturer	Model #	Serial #	Cal Due
BVD0226	Spectrum Analyzer 10Hz-44GHz	Rohde & Schwarz	FSV3044	101018	1/14/2022
BVD0227	8 port switch unit for Wireless Test system	Rohde & Schwarz	OSP150	101100	N/A
BVD0228	8 port switch unit for Wireless Test system	Rohde & Schwarz	OSP220	101632	N/A
BVD0224	Signal Generator 100kHz-40GHz	Rohde & Schwarz	SMB100A	181741	11/19/2021
BVD0225	Signal Generator 100k-6GHz with GPS simulator	Rohde & Schwarz	SMW200A	107664	11/18/2021
BVD0250	Wireless Connectivity Tester 70M-6GHz	Rohde & Schwarz	CMW270	102113	11/18/2021
BVD0343	DC Regulated Power Supply	Circuit Specialists, INC	CSI3020X	595215	N/A
BVD0321	Fixed Attenuator 2W 20dB - 40GHz	Mini-Circuits	BW-K20-2W44+	2103	N/A
BVD0477	10db Attenuator -18GHz	Mouser	BW-S10W2+	2043	N/A
BVD0229	Temp and Humidity Meter	Fluke	971	12001009	3/26/2022

## Customer Supplied Equipment

ID #	Equipment	Manufacturer	Model	Serial #	Version No.
N/A	Cable Harness	Harman	N/A	N/A	N/A
N/A	CAN-BOX	Harman	N/A	J0035176	N/A
N/A	USB to DUT Harness	Harman	N/A	N/As	N/A

## Equipment List (Software)

ID #	Equipment	Manufacturer	Model	Version No.	
N/A	EMC Test Software	Rodhe & Schwarz	EMC32	11.20.00	N/A



## FCC 15.407 UNII-1

### DUT Information

<b>Model:</b>	HERMES 3.0 LFT2
<b>Manufacturer:</b>	Continental Automotive GmbH
<b>Serial Number:</b>	AH21051701-CON-126 #002

Mode	Channel	Frequency
802.11a 802.11n(HT20) 802.11ac(VHT20)	36	5180
802.11n(HT40) 802.11ac(VHT40)	38	5190
802.11a 802.11n(HT20) 802.11ac(VHT20)	40	5200
802.11ac(VHT80)	42	5210
802.11n(HT40) 802.11ac(VHT40)	46	5230
802.11a 802.11n(HT20) 802.11ac(VHT20)	48	5240

### Notes

1. Channels and modes above were tested.
2. Output power measurements were performed at the lowest and highest data rate of each supported 802.11 mode.
3. Full testing is performed on lowest data rate.

<b>Antenna Gain</b>	3.76dBi
<b>Number of transmit chains</b>	1
<b>Equipment Type</b>	Unlicensed National Information Infrastructure Device

## Power settings

802.11a		802.11n (HT20)		802.11ac (VHT20)	
Channel	Power Setting	Channel	Power Setting	Channel	Power Setting
36	15	36	15	36	15
40	15	40	15	40	15
48	15	48	15	48	15

802.11n (HT40)		802.11ac (VHT40)	
Channel	Power Setting	Channel	Power Setting
38	15	38	15
46	15	46	15

802.11ac (VHT80)	
Channel	Power Setting
42	15

## Test Results Summary

Test	Frequency (MHz)	802.11a	802.11n(HT20)	802.11ac (VHT20)
Average Output Power	5180/5200/5240	PASS	PASS	PASS
Power Spectral Density	5180/5200/5240	PASS	PASS	PASS
DTS Bandwidth (6dB)	5180/5200/5240	PASS	PASS	PASS
Occupied Channel Bandwidth 99%	5180/5200/5240	PASS	PASS	PASS
Emission Bandwidth 26 dB	5180/5200/5240	PASS	PASS	PASS
		802.11n(HT40)		802.11ac(VHT40)
Average Output Power	5190/5230	PASS		PASS
Power Spectral Density	5190/5230	PASS		PASS
DTS Bandwidth (6dB)	5190/5230	PASS		PASS
Occupied Channel Bandwidth 99%	5190/5230	PASS		PASS
Emission Bandwidth 26 dB	5190/5230	PASS		PASS
		802.11ac(VHT80)		
Average Output Power	5210	PASS		
Power Spectral Density	5210	PASS		
DTS Bandwidth (6dB)	5210	PASS		
Occupied Channel Bandwidth 99%	5210	PASS		
Emission Bandwidth 26 dB	5210	PASS		

## RF output power and Duty Cycle

### FCC

Test according to FCC title 47 part 15 §15.407(a), KDB 789033 D02 General U-NII Test Procedures New Rules v02r01 II.E and ANSI C63.10-2013

Measurement uncertainty calculated in accordance with ETSI TR 100 028-1.

Expanded Combined Uncertainty of absolute Level Measurement (K=2) < 1 dB

Device has both client and access point modes and has identical RF characteristics and settings for both Limits are as follows:

15.407(a)(1)(i): 1W (30dBm) for outdoor access points with antenna gains less than 6dBi.

15.407(a)(1)(iv): 250mW (23.9dBm) for client devices with antenna gains less than 6dBi.

Since client devices are subject to more stringent limits, unit was tested against the limits for a client device.

#### 802.11a

Data Rate	Gated RMS (dBm) 5180 MHz	Gated RMS (dBm) 5200 MHz	Gated RMS (dBm) 5240 MHz	Limit (dBm)	Duty Cycle (%)
6 Mbps	9.063	8.983	8.826	23.9	98.606
54 Mbps	9.053	8.898	8.856	23.9	89.770

#### 802.11n (HT20)

Data Rate	Gated RMS (dBm) 5180 MHz	Gated RMS (dBm) 5200 MHz	Gated RMS (dBm) 5240 MHz	Limit (dBm)	Duty Cycle (%)
MCS0	9.022	8.883	8.885	23.9	98.519
MCS7	9.052	8.819	8.842	23.9	88.896

#### 802.11ac (VHT20)

Data Rate	Gated RMS (dBm) 5180 MHz	Gated RMS (dBm) 5200 MHz	Gated RMS (dBm) 5240 MHz	Limit (dBm)	Duty Cycle (%)
MCS0	9.042	8.861	8.932	23.9	98.527
MCS8	9.023	8.787	8.830	23.9	87.561

802.11n (HT40)

Data Rate	Gated RMS (dBm) 5190 MHz	Gated RMS (dBm) 5230 MHz	Limit (dBm)	Duty Cycle (%)
MCS0	8.327	8.261	23.9	97.062
MCS7	8.235	8.266	23.9	82.065

802.11ac (VHT40)

Data Rate	Gated RMS (dBm) 5190 MHz	Gated RMS (dBm) 5230 MHz	Limit (dBm)	Duty Cycle (%)
MCS0	8.325	8.252	23.9	97.085
MCS9	8.238	8.221	23.9	80.036

802.11ac (VHT80)

Data Rate	Gated RMS (dBm) 5210 MHz	Limit (dBm)	Duty Cycle (%)
MCS0	8.292	23.9	94.181
MCS9	8.062	23.9	72.370

## RSS-247

Per RSS-247 Issue 2 Section 6.2.1.1, limit for OEM devices installed in vehicles: Maximum EIRP shall not exceed 30mW or  $1.76+10*\log B$ , dBm, whichever is less (where B is 99% OBW in MHz).

In addition devices must be capable of reducing power by a least 3dB below the maximum permitted EIRP of 30mW, which is 11.77dBm.

For modulations with less than 20MHz 99% OBW; 802.11a, 802.11n (HT20) and 802.11ac (VHT20), worst case 99% OBW of 16MHz is assumed with resulting conservative limit of 13.8dBm.

For modulations with more than 20MHz 99% OBW; 802.11n (HT40), 802.11ac (VHT40) and 802.11ac (VHT80), the limit is 30mW (14.77dBm)

### 802.11a

Data Rate	Gated RMS with TPC (dBm) 5180MHz	Antenna Gain(dBi)	EIRP (dBm)	Limit (dBm)	Power Setting with TPC
6 Mbps	7.916	3.76	11.676	11.77	11.75
54 Mbps	7.915	3.76	11.675	11.77	11.75
Data Rate	Gated RMS (dBm) 5200MHz	Antenna Gain(dBi)	EIRP (dBm)	Limit (dBm)	Power Setting with TPC
6 Mbps	7.771	3.76	11.531	11.77	11.75
54 Mbps	7.710	3.76	11.47	11.77	11.75
Data Rate	Gated RMS (dBm) 5240MHz	Antenna Gain(dBi)	EIRP (dBm)	Limit (dBm)	Power Setting with TPC
6 Mbps	7.737	3.76	11.497	11.77	11.75
54 Mbps	7.769	3.76	11.529	11.77	11.75

802.11n (HT20)

Data Rate	Gated RMS (dBm) 5180MHz	Antenna Gain(dBi)	EIRP (dBm)	Limit (dBm)	Power Setting with TPC
MCS0	7.951	3.76	11.711	11.77	11.75
MCS7	7.882	3.76	11.642	11.77	11.75
Data Rate	Gated RMS (dBm) 5200MHz	Antenna Gain(dBi)	EIRP (dBm)	Limit (dBm)	Power Setting with TPC
MCS0	7.778	3.76	11.538	11.77	11.75
MCS7	7.761	3.76	11.521	11.77	11.75
Data Rate	Gated RMS (dBm) 5240MHz	Antenna Gain(dBi)	EIRP (dBm)	Limit (dBm)	Power Setting with TPC
MCS0	7.864	3.76	11.624	11.77	11.75
MCS7	7.779	3.76	11.539	11.77	11.75

802.11ac (VHT20)

Data Rate	Gated RMS (dBm) 5180MHz	Antenna Gain(dBi)	EIRP (dBm)	Limit (dBm)	Power Setting with TPC
MCS0	7.969	3.76	11.729	11.77	11.75
MCS8	7.903	3.76	11.663	11.77	11.75
Data Rate	Gated RMS (dBm) 5200MHz	Antenna Gain(dBi)	EIRP (dBm)	Limit (dBm)	Power Setting with TPC
MCS0	7.841	3.76	11.601	11.77	11.75
MCS8	7.695	3.76	11.455	11.77	11.75
Data Rate	Gated RMS (dBm) 5240MHz	Antenna Gain(dBi)	EIRP (dBm)	Limit (dBm)	Power Setting with TPC
MCS0	7.873	3.76	11.633	11.77	11.75
MCS8	7.776	3.76	11.536	11.77	11.75

802.11n (HT40)

Data Rate	Gated RMS (dBm) 5190MHz	Antenna Gain(dBi)	EIRP (dBm)	Limit (dBm)	Power Setting with TPC
MCS0	6.516	3.76	10.276	11.77	11.75
MCS7	6.424	3.76	10.184	11.77	11.75
Data Rate	Gated RMS (dBm) 5230MHz	Antenna Gain(dBi)	EIRP (dBm)	Limit (dBm)	Power Setting with TPC
MCS0	6.667	3.76	10.427	11.77	11.75
MCS7	6.496	3.76	10.256	11.77	11.75

802.11ac (VHT40)

Data Rate	Gated RMS (dBm) 5190MHz	Antenna Gain(dBi)	EIRP (dBm)	Limit (dBm)	Power Setting with TPC
MCS0	6.619	3.76	10.379	11.77	11.75
MCS9	6.389	3.76	10.149	11.77	11.75
Data Rate	Gated RMS (dBm) 5230MHz	Antenna Gain(dBi)	EIRP (dBm)	Limit (dBm)	Power Setting with TPC
MCS0	6.678	3.76	10.438	11.77	11.75
MCS9	6.506	3.76	10.266	11.77	11.75

802.11ac (VHT80)

Data Rate	Gated RMS (dBm) 5210MHz	Antenna Gain(dBi)	EIRP (dBm)	Limit (dBm)	Power Setting with TPC
MCS0	5.610	3.76	9.37	11.77	11.75
MCS9	5.461	3.76	9.221	11.77	11.75



## Power Spectral Density

Test according to FCC title 47 part 15 §15.407(a), KDB 789033 D02 General U-NII Test Procedures New Rules v02r01 II.F and ANSI C63.10-2013

Measurement uncertainty calculated in accordance with ETSI TR 100 028-1. Expanded Uncertainty (K=2) < 1.3 dB

## FCC

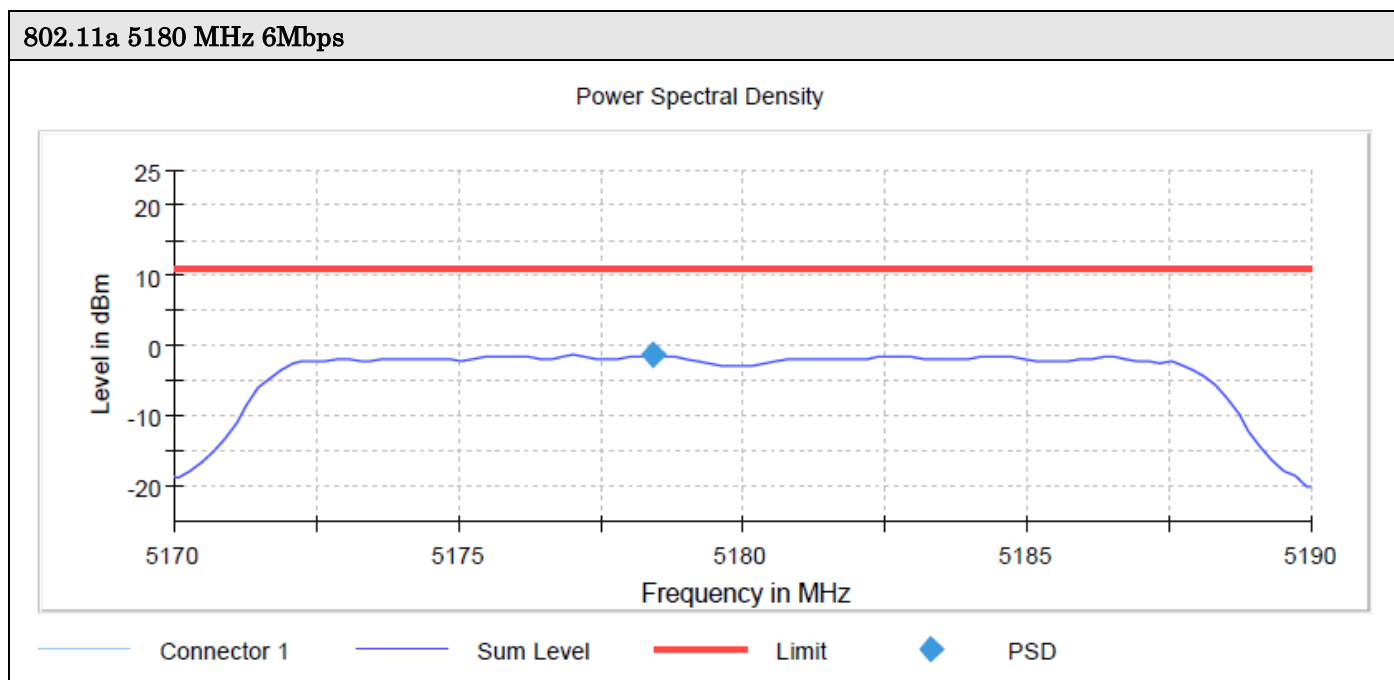
Device has both client and access point modes and has identical RF characteristics and settings for both Limits are as follows:

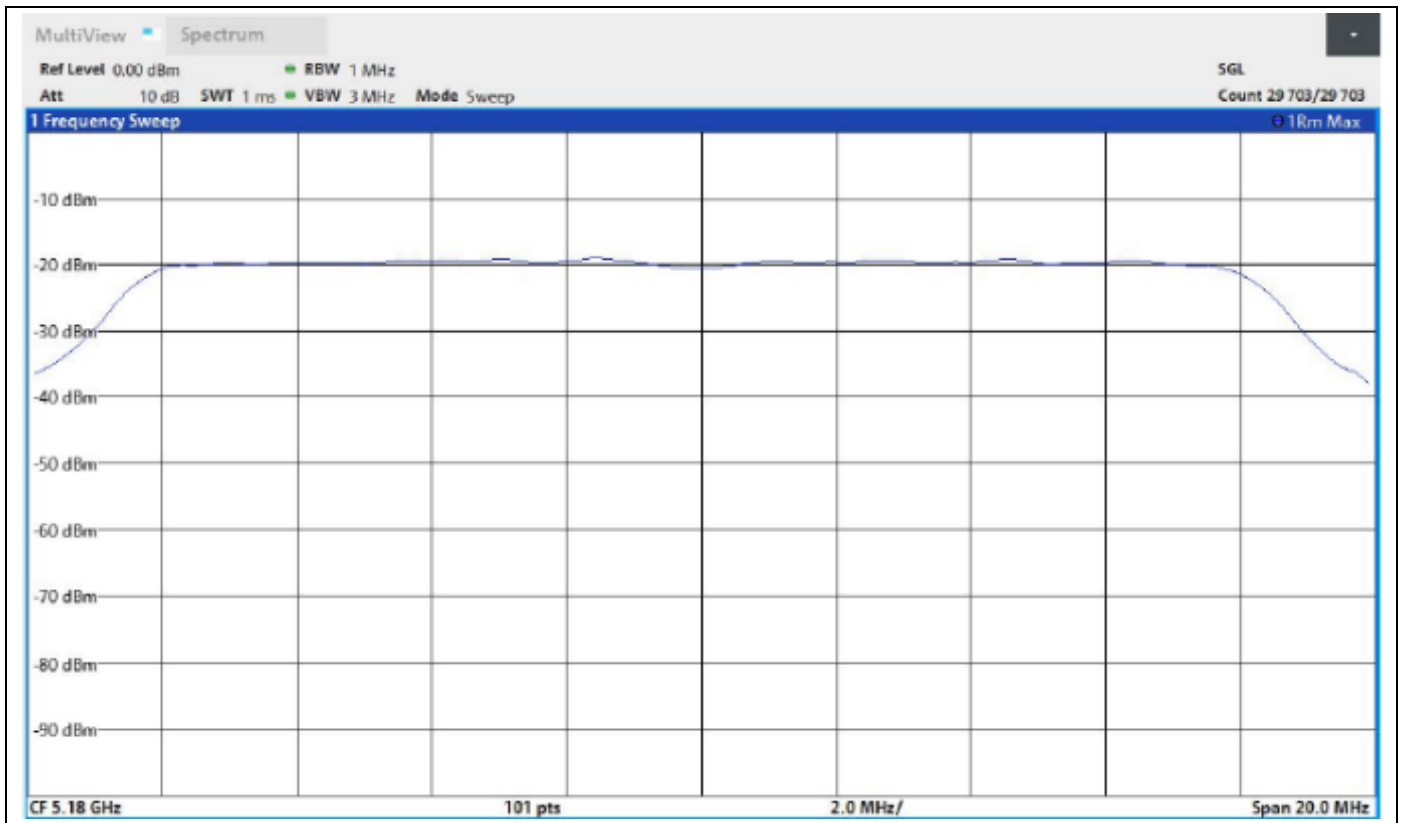
15.407(a)(1)(i): 17dBm for outdoor access points with antenna gains less than 6dBi.

15.407(a)(1)(iv): 11dBm for client devices with antenna gains less than 6dBi.

Since client devices are subject to more stringent limits, unit was tested against the limits for a client device.

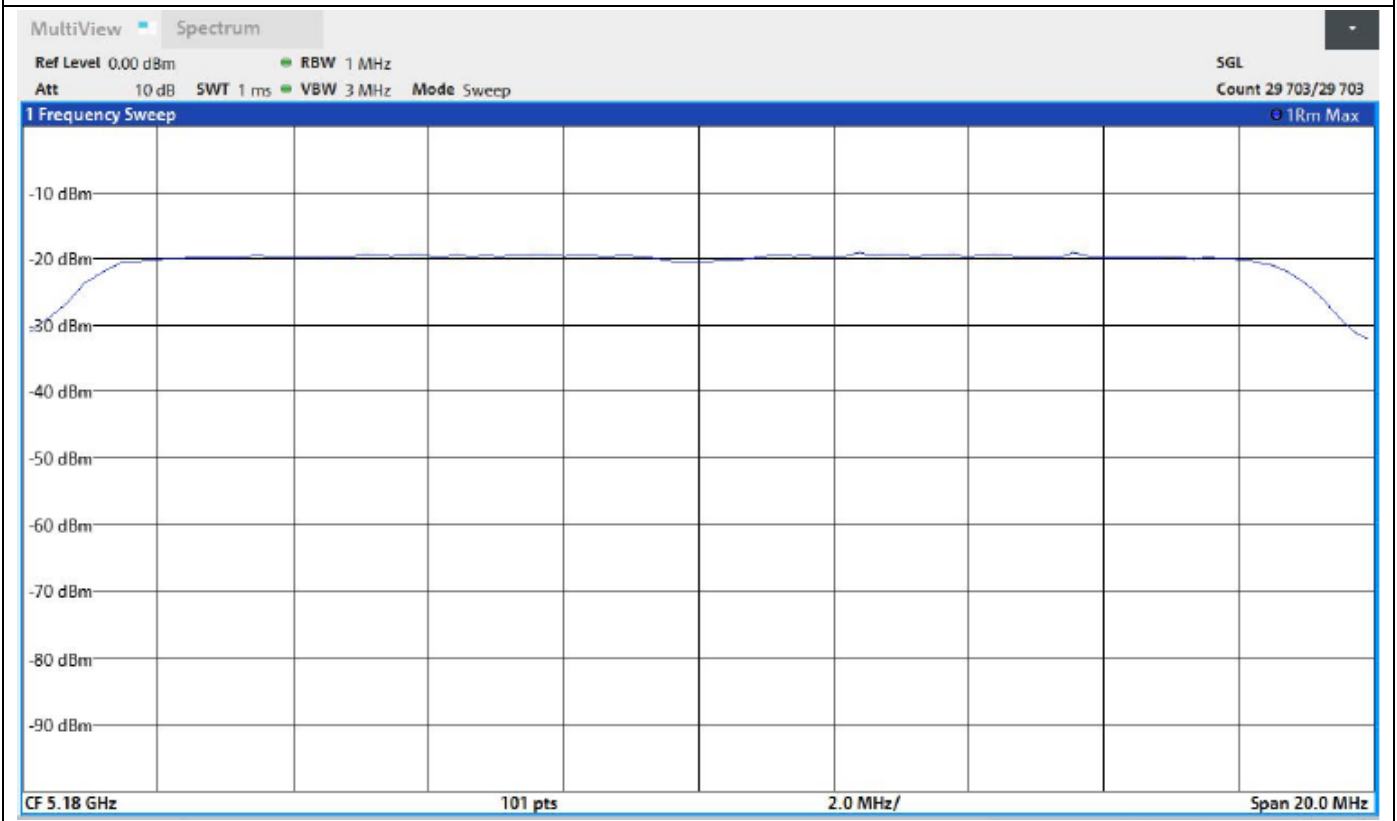
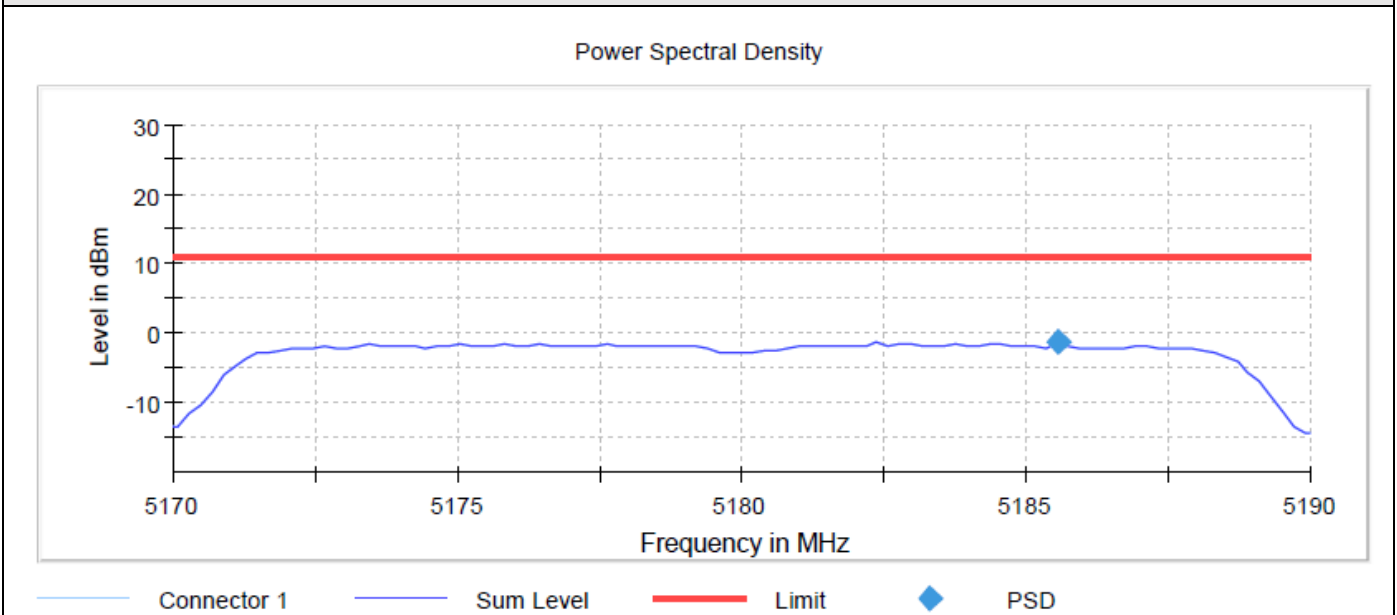
Mode	Data Rate	PSD (dBm) 5180 MHz	PSD (dBm) 5200 MHz	PSD (dBm) 5240 MHz	Limit (dBm)
802.11a	6Mbps	-1.215	-1.400	-1.499	11.0
	54Mbps	-0.881	-0.897	-1.099	11.0





Mode	Data Rate	PSD (dBm) 5180 MHz	PSD (dBm) 5200 MHz	PSD (dBm) 5240 MHz	Limit (dBm)
802.11n (HT20)	MCS0	-1.304	-1.190	-1.471	11.0
	MCS7	-0.190	-0.580	-0.447	11.0

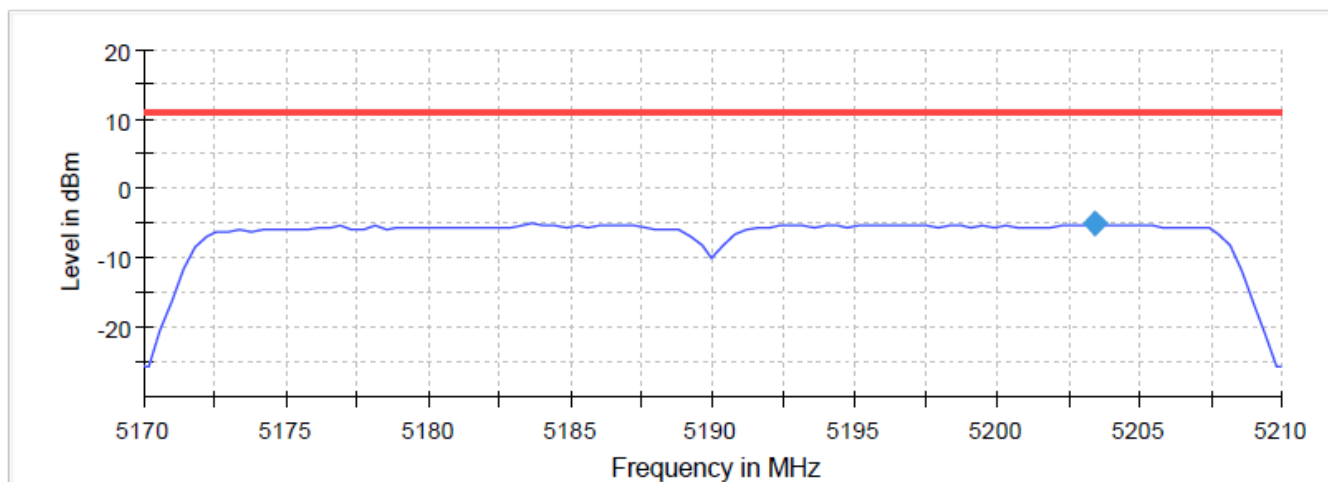
802.11n (HT20) 5180 MHz MCS0



Mode	Data Rate	PSD (dBm) 5190 MHz	PSD (dBm) 5230 MHz	Limit (dBm)
802.11n (HT40)	MCS0	-4.981	-5.217	11.0
	MCS7	-3.968	-3.974	11.0

802.11n (HT40) 5190 MHz MCS0

Power Spectral Density

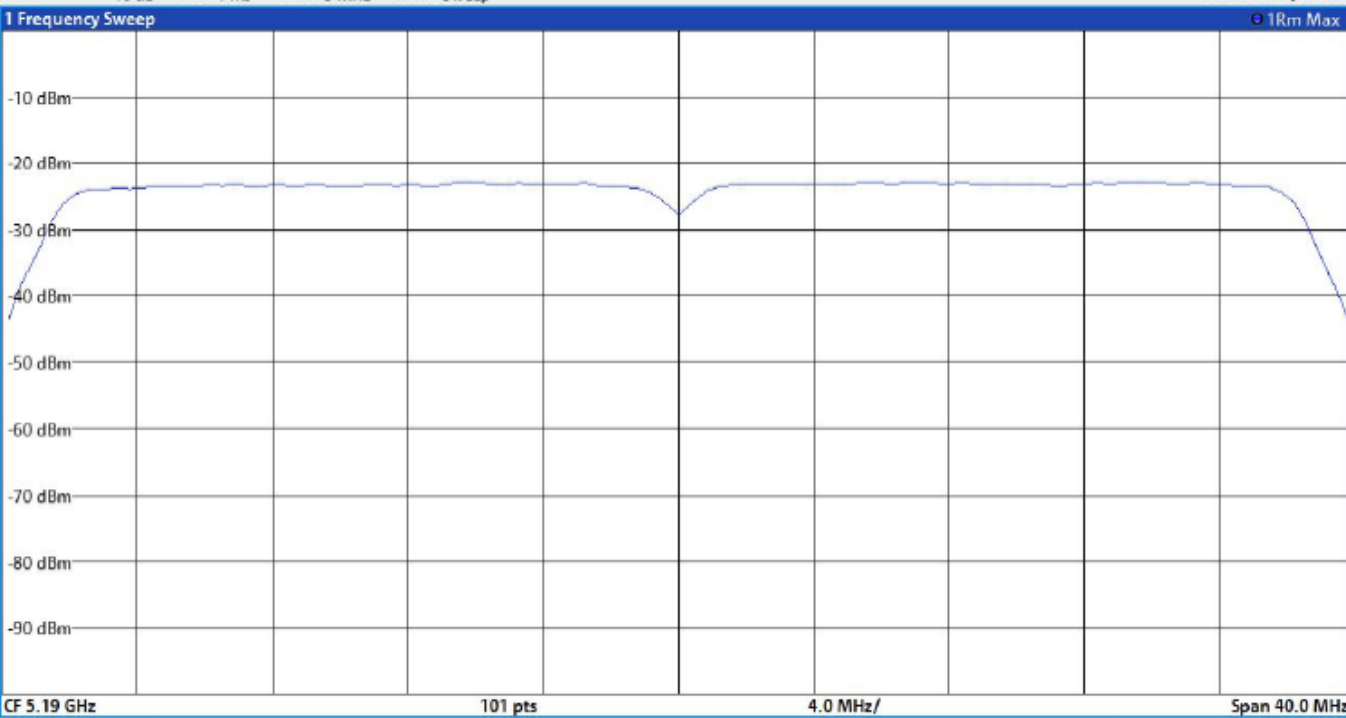


Connector 1 Sum Level Limit PSD

MultiView Spectrum

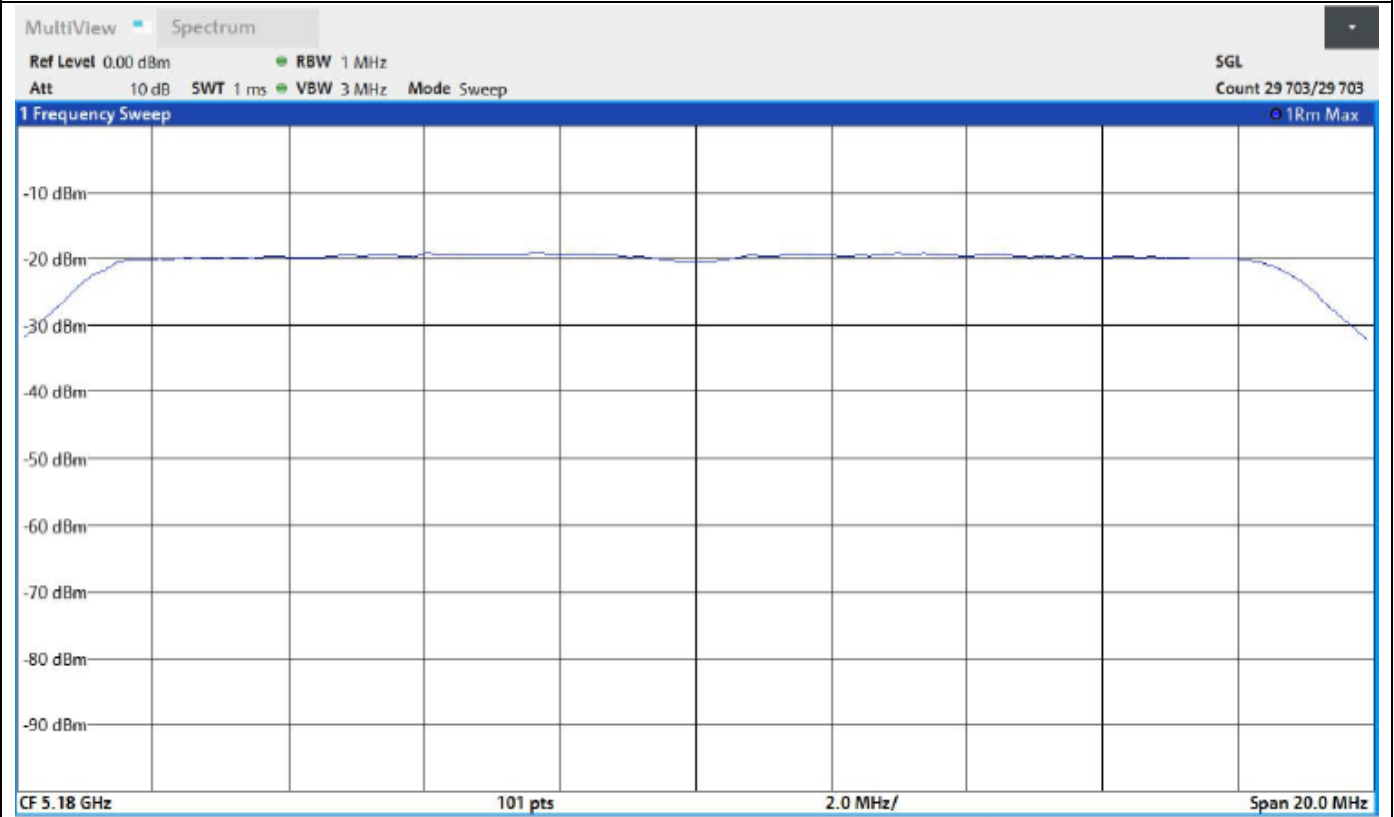
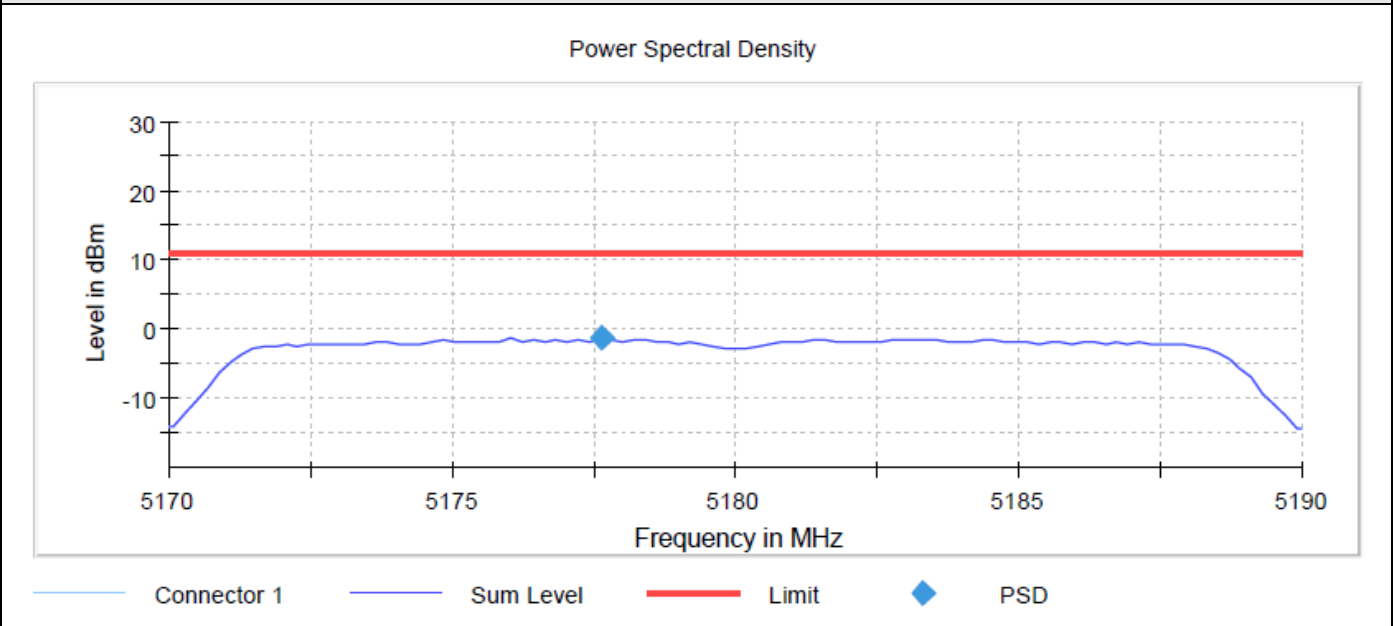
Ref Level 0.00 dBm RBW 1 MHz  
 Att 10 dB SWT 1 ms VBW 3 MHz Mode Sweep

SGL  
 Count 29 703/29 703



Mode	Data Rate	PSD (dBm) 5180 MHz	PSD (dBm) 5200 MHz	PSD (dBm) 5240 MHz	Limit (dBm)
802.11ac (VHT20)	MCS0	-1.344	-1.095	-1.118	11.0
	MCS8	-0.357	-0.395	-0.557	11.0

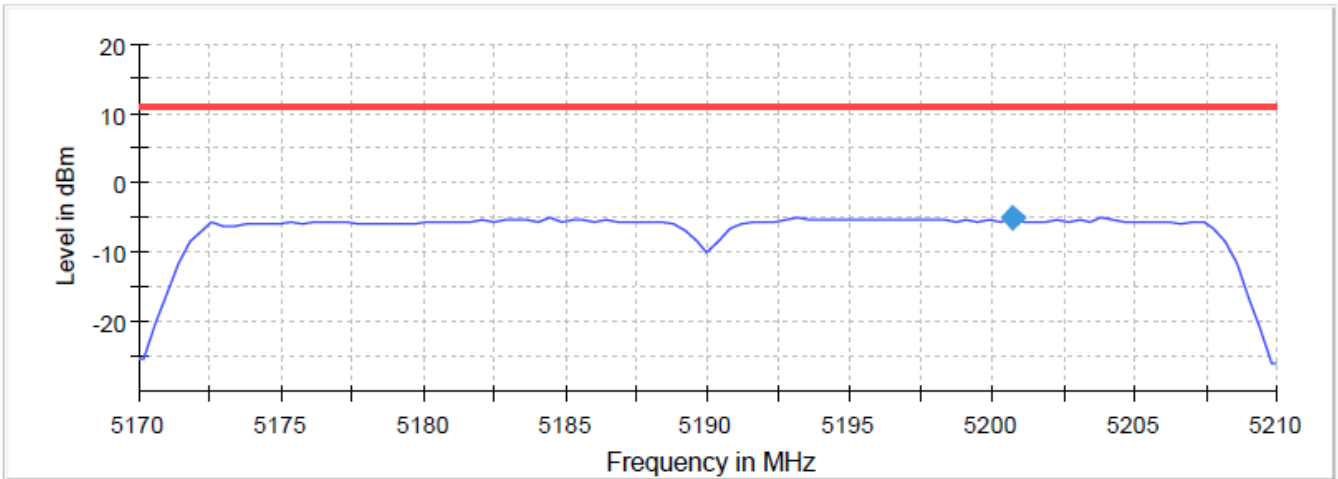
802.11ac (VHT20) 5180 MHz MCS0



Mode	Data Rate	PSD (dBm) 5190 MHz	PSD (dBm) 5230 MHz	Limit (dBm)
802.11ac (VHT40)	MCS0	-4.975	-5.066	11.0
	MCS9	-4.072	-4.165	11.0

802.11ac (VHT40) 5190 MHz MCS0

Power Spectral Density

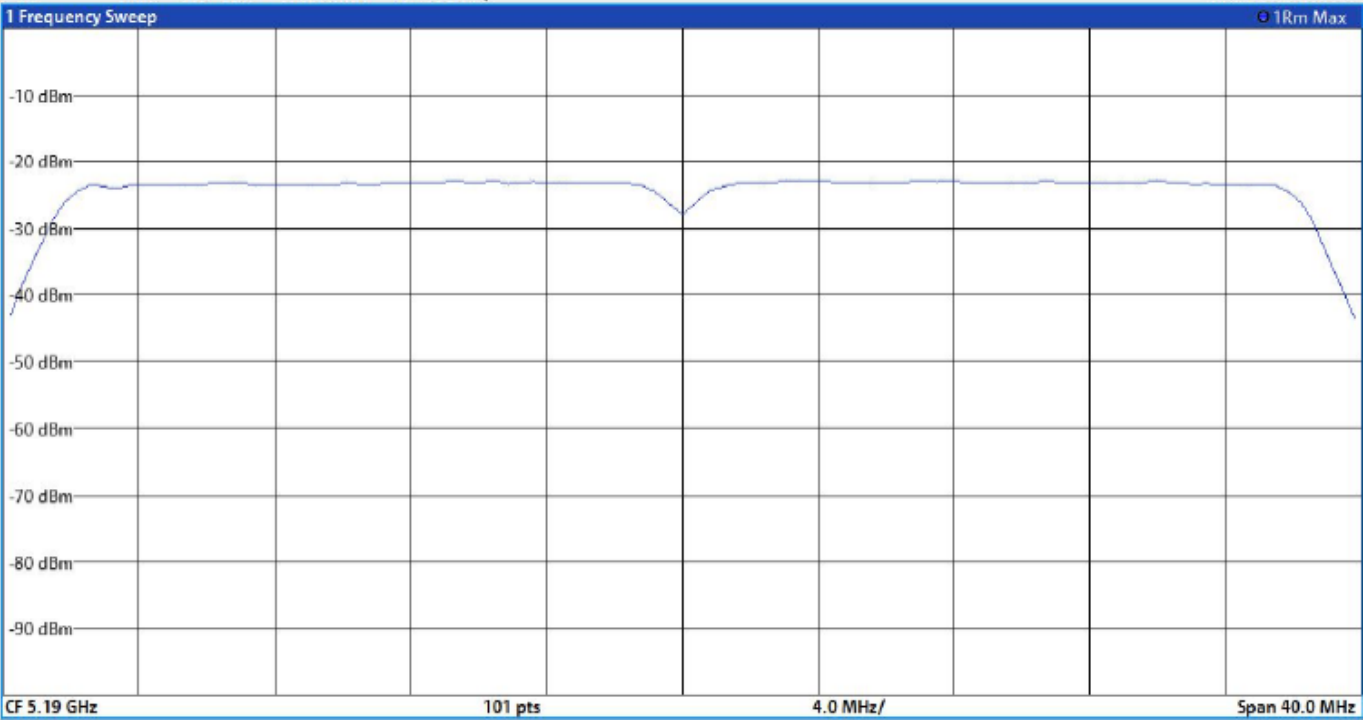


Connector 1 Sum Level Limit PSD

MultiView Spectrum

Ref Level 0.00 dBm RBW 1 MHz  
 Att 10 dB SWT 1 ms VBW 3 MHz Mode Sweep

SGL  
 Count 29 703/29 703

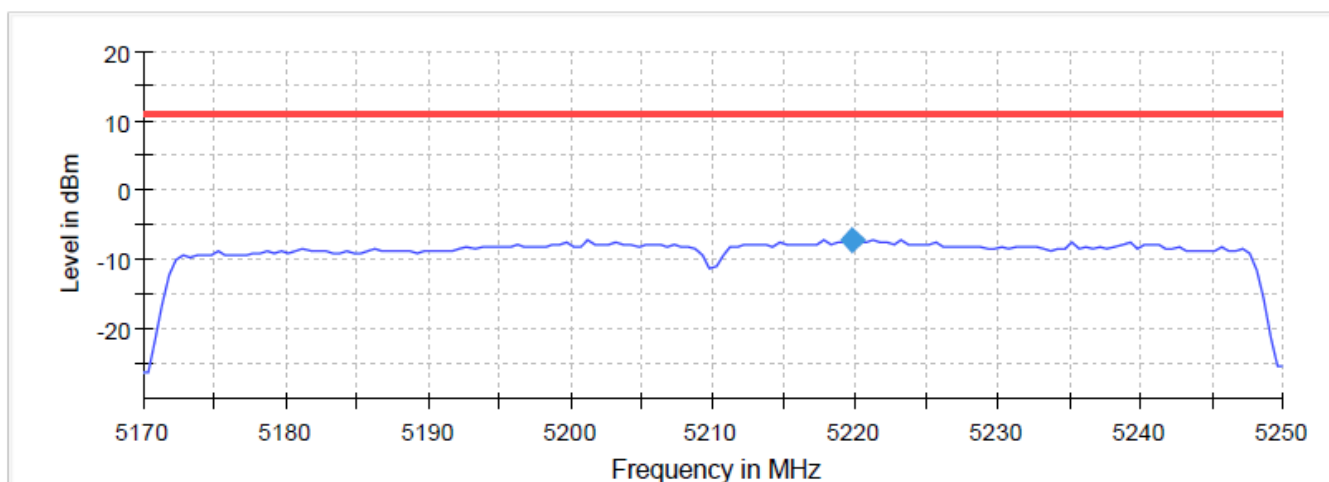


CF 5.19 GHz 101 pts 4.0 MHz/ Span 40.0 MHz

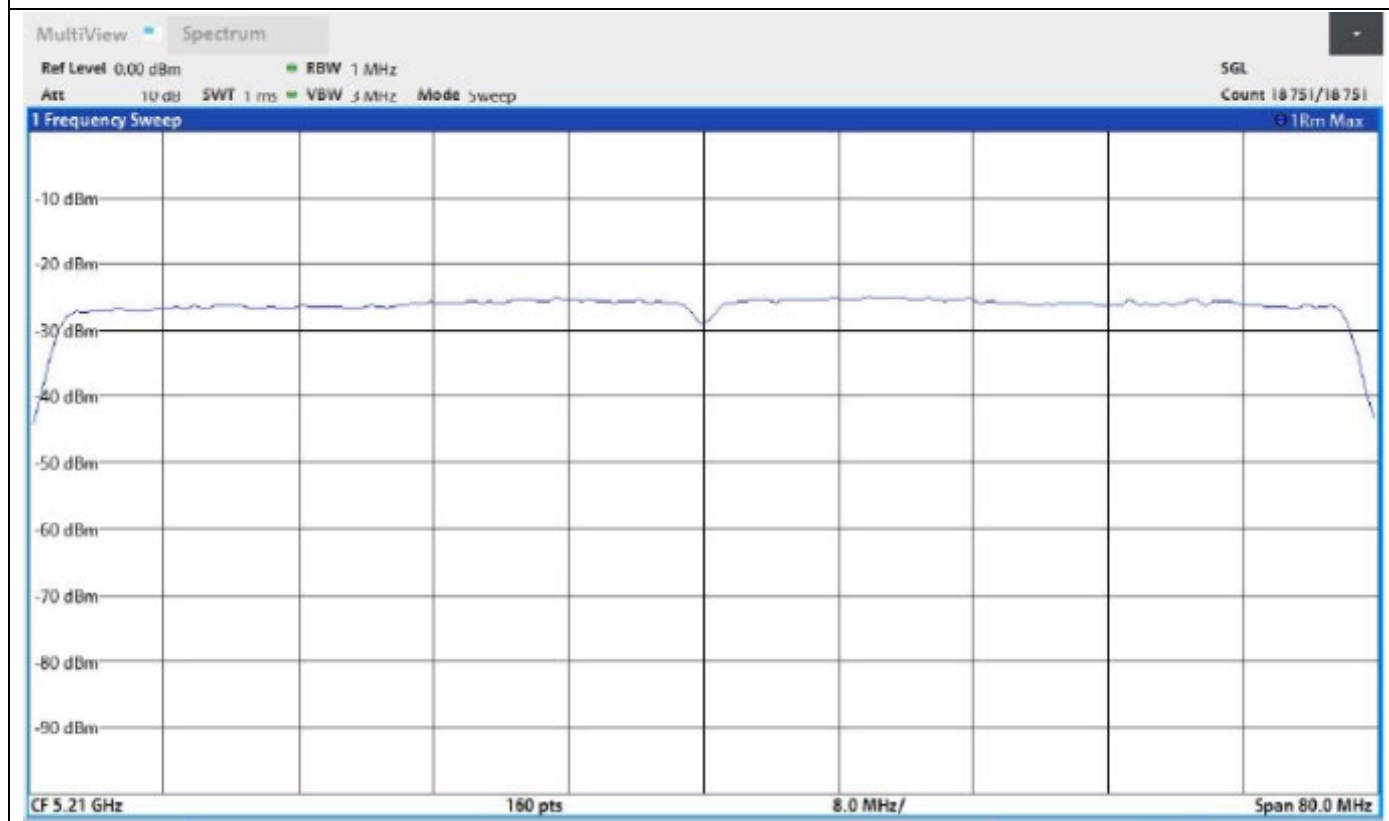
Mode	Data Rate	PSD (dBm) 5210 MHz	Limit (dBm)
802.11ac (VHT80)	MCS0	-7.149	11.0
	MCS9	-6.123	11.0

802.11ac (VHT80) 5210 MHz MCS0

Power Spectral Density



Connector 1 Sum Level Limit PSD



## RSS-247

### 802.11a

Data Rate	PSD(dBm) 5180MHz	Antenna Gain (dBi)	EIRP PSD (dBm)	Limit (dBm)
6 Mbps	-1.215	3.76	2.545	10.0
54 Mbps	-0.881	3.76	2.879	10.0
Data Rate	PSD(dBm) 5200MHz	Antenna Gain (dBi)	EIRP PSD (dBm)	Limit (dBm)
6 Mbps	-1.400	3.76	2.36	10.0
54 Mbps	-0.897	3.76	2.863	10.0
Data Rate	PSD(dBm) 5240MHz	Antenna Gain (dBi)	EIRP PSD (dBm)	Limit (dBm)
6 Mbps	-1.499	3.76	2.261	10.0
54 Mbps	-1.099	3.76	2.661	10.0

### 802.11n (HT20)

Data Rate	PSD(dBm) 5180MHz	Antenna Gain (dBi)	EIRP PSD (dBm)	Limit (dBm)
MCS0	-1.304	3.76	2.456	10.0
MCS7	-0.190	3.76	3.57	10.0
Data Rate	PSD(dBm) 5200MHz	Antenna Gain (dBi)	EIRP PSD (dBm)	Limit (dBm)
MCS0	-1.190	3.76	2.57	10.0
MCS7	-0.580	3.76	3.18	10.0
Data Rate	PSD(dBm) 5240MHz	Antenna Gain (dBi)	EIRP PSD (dBm)	Limit (dBm)
MCS0	-1.471	3.76	2.289	10.0
MCS7	-0.447	3.76	3.313	10.0



802.11n (HT40)

Data Rate	PSD(dBm) 5190MHz	Antenna Gain (dBi)	EIRP PSD (dBm)	Limit (dBm)
MCS0	-4.981	3.76	-1.221	10.0
MCS7	-3.968	3.76	-0.208	10.0
Data Rate	PSD(dBm) 5230MHz	Antenna Gain (dBi)	EIRP PSD (dBm)	Limit (dBm)
MCS0	-5.217	3.76	-1.457	10.0
MCS7	-3.974	3.76	-0.214	10.0

802.11ac (VHT20)

Data Rate	PSD(dBm) 5180MHz	Antenna Gain (dBi)	EIRP PSD (dBm)	Limit (dBm)
MCS0	-1.344	3.76	2.416	10.0
MCS8	-0.357	3.76	3.403	10.0
Data Rate	PSD(dBm) 5200MHz	Antenna Gain (dBi)	EIRP PSD (dBm)	Limit (dBm)
MCS0	-1.095	3.76	2.665	10.0
MCS8	-0.395	3.76	3.365	10.0
Data Rate	PSD(dBm) 5240MHz	Antenna Gain (dBi)	EIRP PSD (dBm)	Limit (dBm)
MCS0	-1.118	3.76	2.642	10.0
MCS8	-0.557	3.76	3.203	10.0

802.11ac (VHT40)

Data Rate	PSD(dBm) 5190MHz	Antenna Gain (dBi)	EIRP PSD (dBm)	Limit (dBm)
MCS0	-4.975	3.76	-1.215	10.0
MCS9	-4.072	3.76	-0.312	10.0
Data Rate	PSD(dBm) 5230MHz	Antenna Gain (dBi)	EIRP PSD (dBm)	Limit (dBm)
MCS0	-5.066	3.76	-1.306	10.0
MCS9	-4.165	3.76	-0.405	10.0

802.11ac (VHT80)

<b>Data Rate</b>	<b>PSD(dBm) 5190MHz</b>	<b>Antenna Gain (dBi)</b>	<b>EIRP PSD (dBm)</b>	<b>Limit (dBm)</b>
<b>MCS0</b>	-7.149	3.76	-3.389	10.0
<b>MCS9</b>	-6.123	3.76	-2.363	10.0

## DTS Bandwidth 6dB

Test according to FCC title 47 part 15 §15.407(a),€, KDB 789033 D02 General U-NII Test Procedures

New Rules v02r01 D and ANSI C63.10-2013

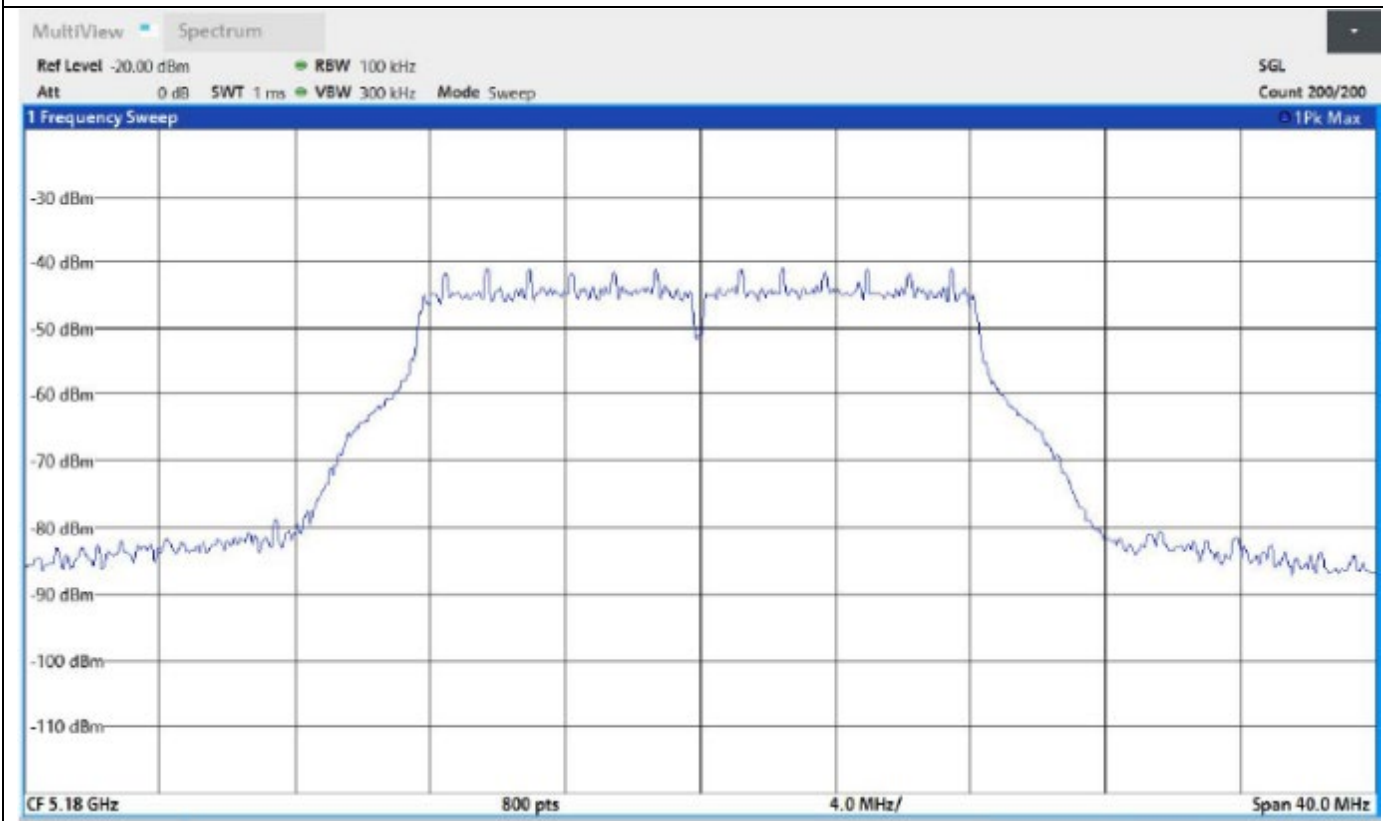
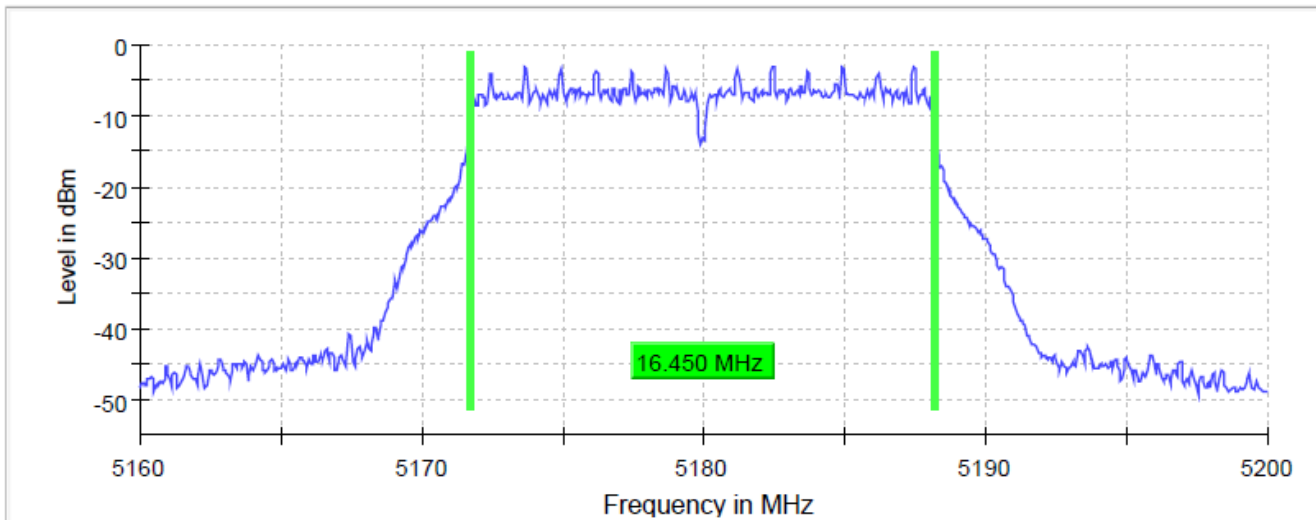
Measurement uncertainty calculated in accordance with ETSI TR 100 028-1. Expanded Uncertainty (K=2) < 2%

## FCC/RSS-247

Data Rate	DUT Frequency (MHz)	Bandwidth (MHz)	Band Edge Left (MHz)	Band Edge Right (MHz)	Minimum Limit (MHz)
802.11a 6Mbps	5180.000000	16.450000	5171.725000	5188.175000	0.5
802.11n (HT20) MCS0	5180.000000	17.700000	5171.075000	5188.775000	0.5
802.11ac (VHT20) MCS0	5180.000000	17.700000	5171.075000	5188.775000	0.5
802.11n (HT40) MCS0	5190.000000	36.400000	5171.775000	5208.175000	0.5
802.11ac (VHT40) MCS0	5190.000000	36.400000	5171.775000	5208.175000	0.5
802.11ac (VHT80) MCS0	5210.000000	76.150000	5172.025000	5248.175000	0.5
802.11a 6Mbps	5200.000000	16.450000	5191.725000	5208.175000	0.5
802.11n (HT20) MCS0	5200.000000	17.700000	5191.075000	5208.775000	0.5
802.11ac (VHT20) MCS0	5200.000000	17.700000	5191.075000	5208.775000	0.5
802.11n (HT40) MCS0	5230.000000	36.400000	5211.775000	5248.175000	0.5
802.11ac (VHT40) MCS0	5230.000000	36.400000	5211.775000	5248.175000	0.5
802.11a 6Mbps	5240.000000	16.450000	5231.725000	5248.175000	0.5
802.11n (HT20) MCS0	5240.000000	17.700000	5231.075000	5248.775000	0.5
802.11ac (VHT20) MCS0	5240.000000	17.700000	5231.075000	5248.775000	0.5

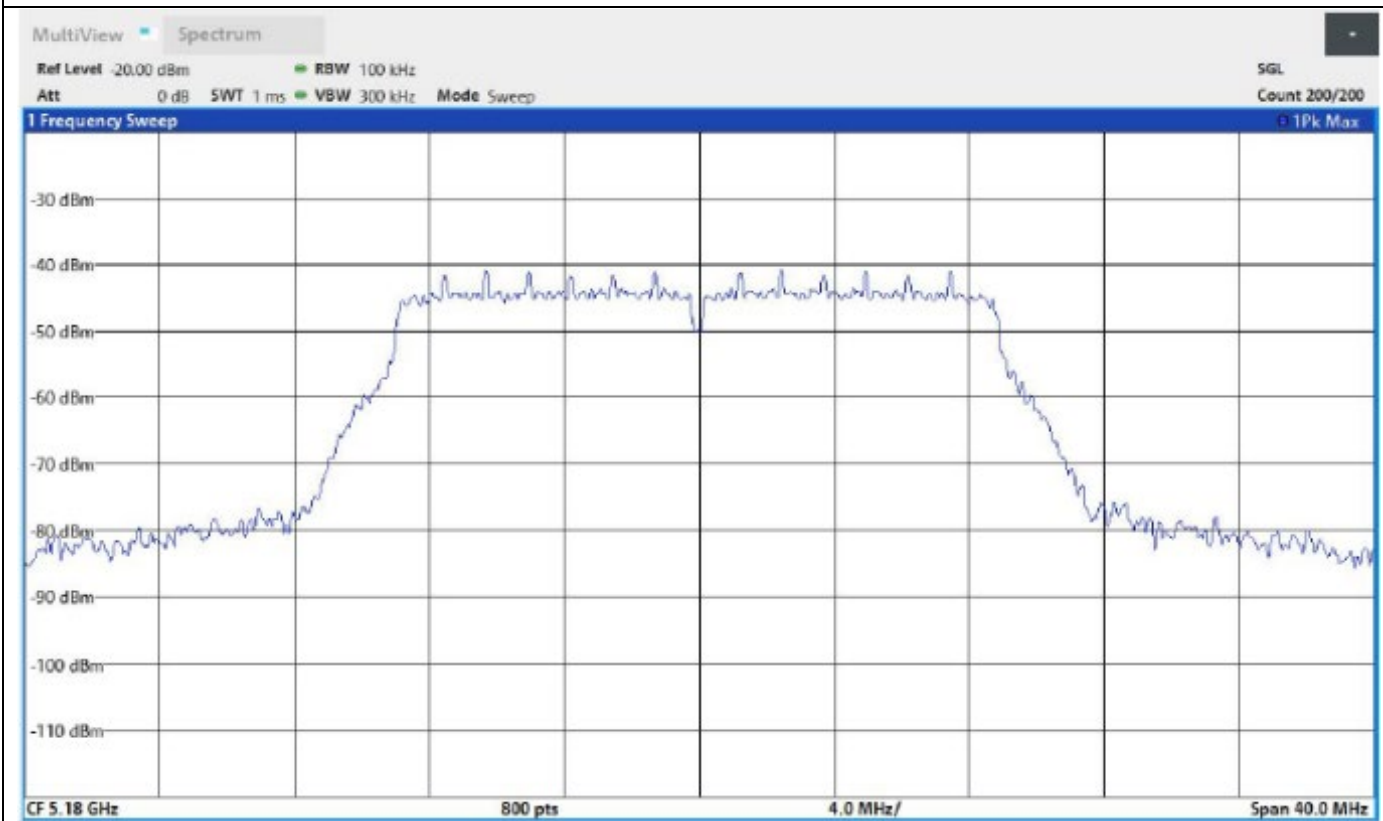
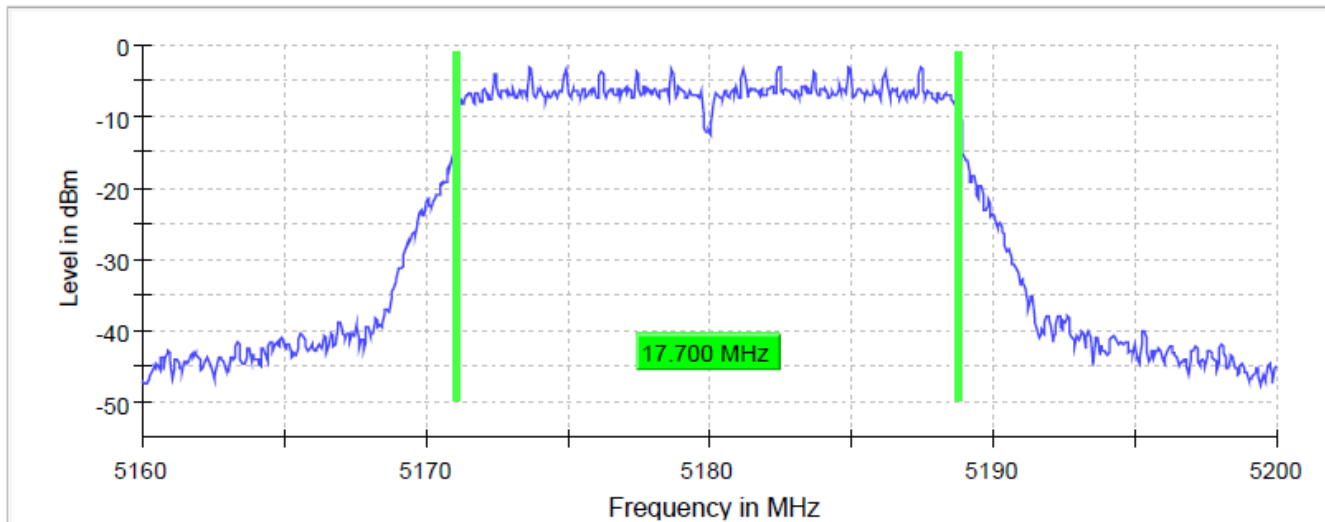
802.11a 5180MHz 6Mbps

6 dB Bandwidth



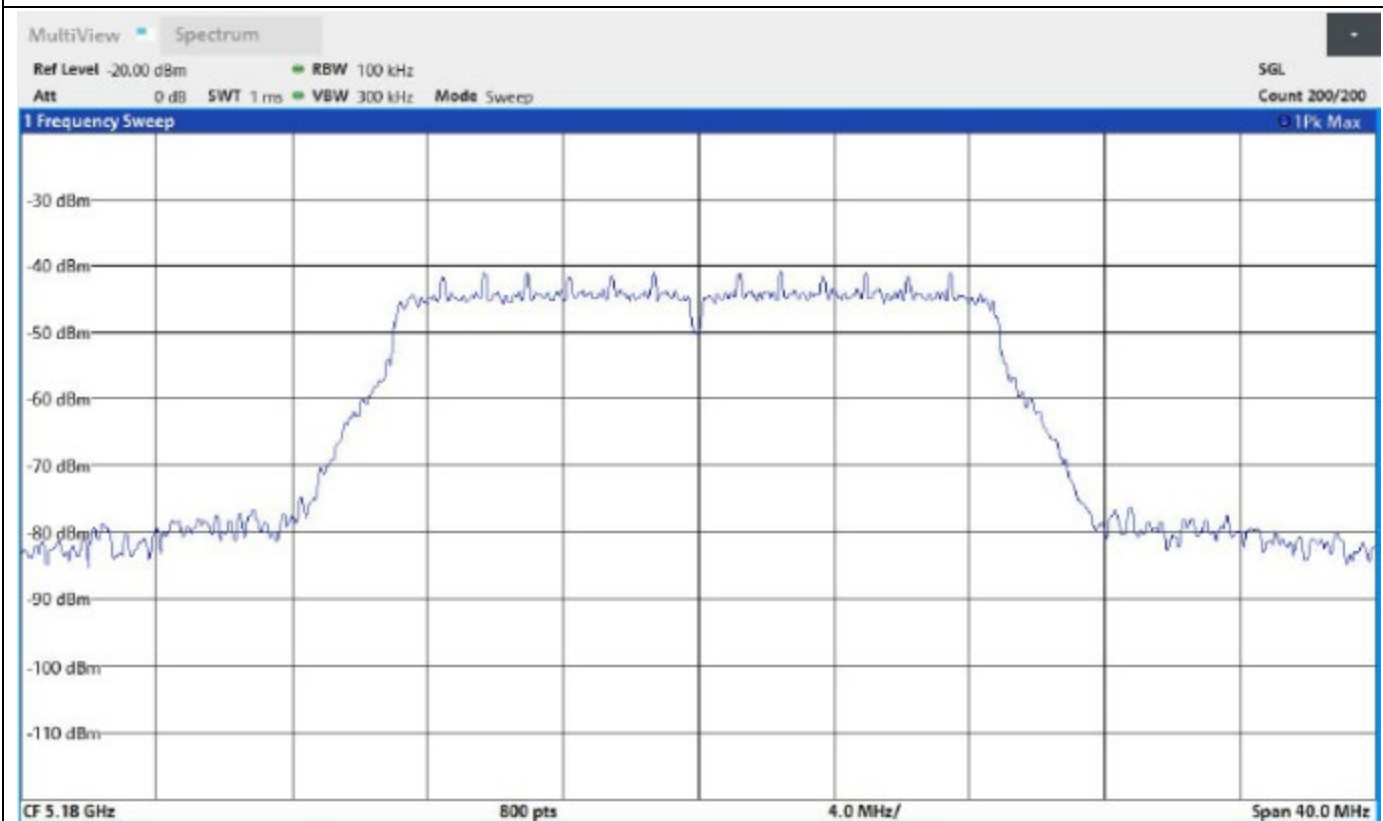
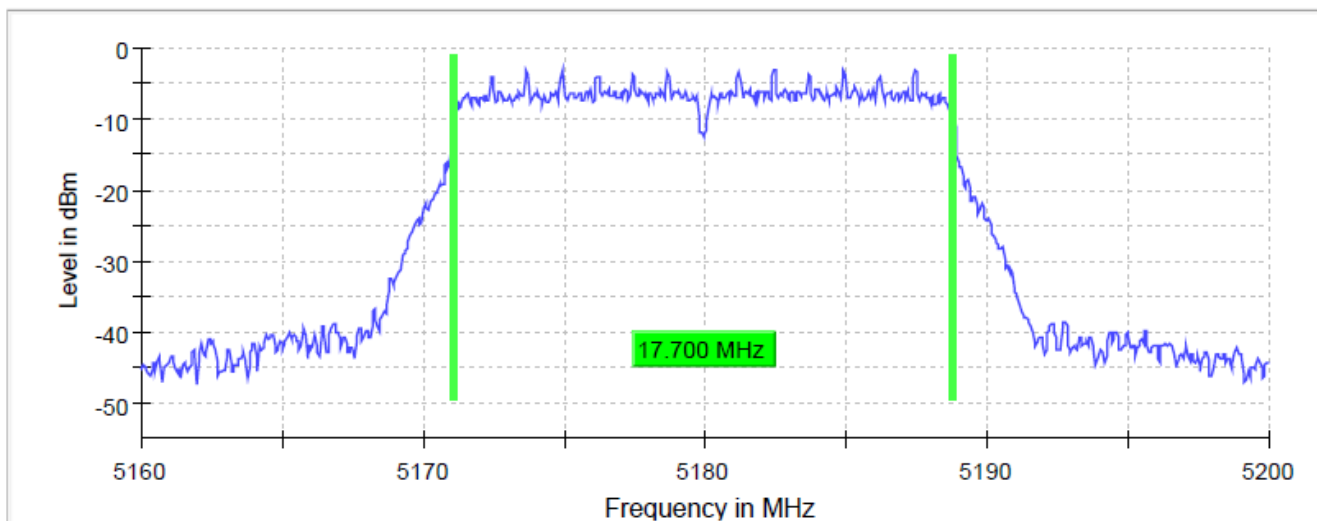
802.11n 5180MHz MCS0

6 dB Bandwidth



802.11ac 5180MHz MCS0

6 dB Bandwidth



## Occupied Channel Bandwidth

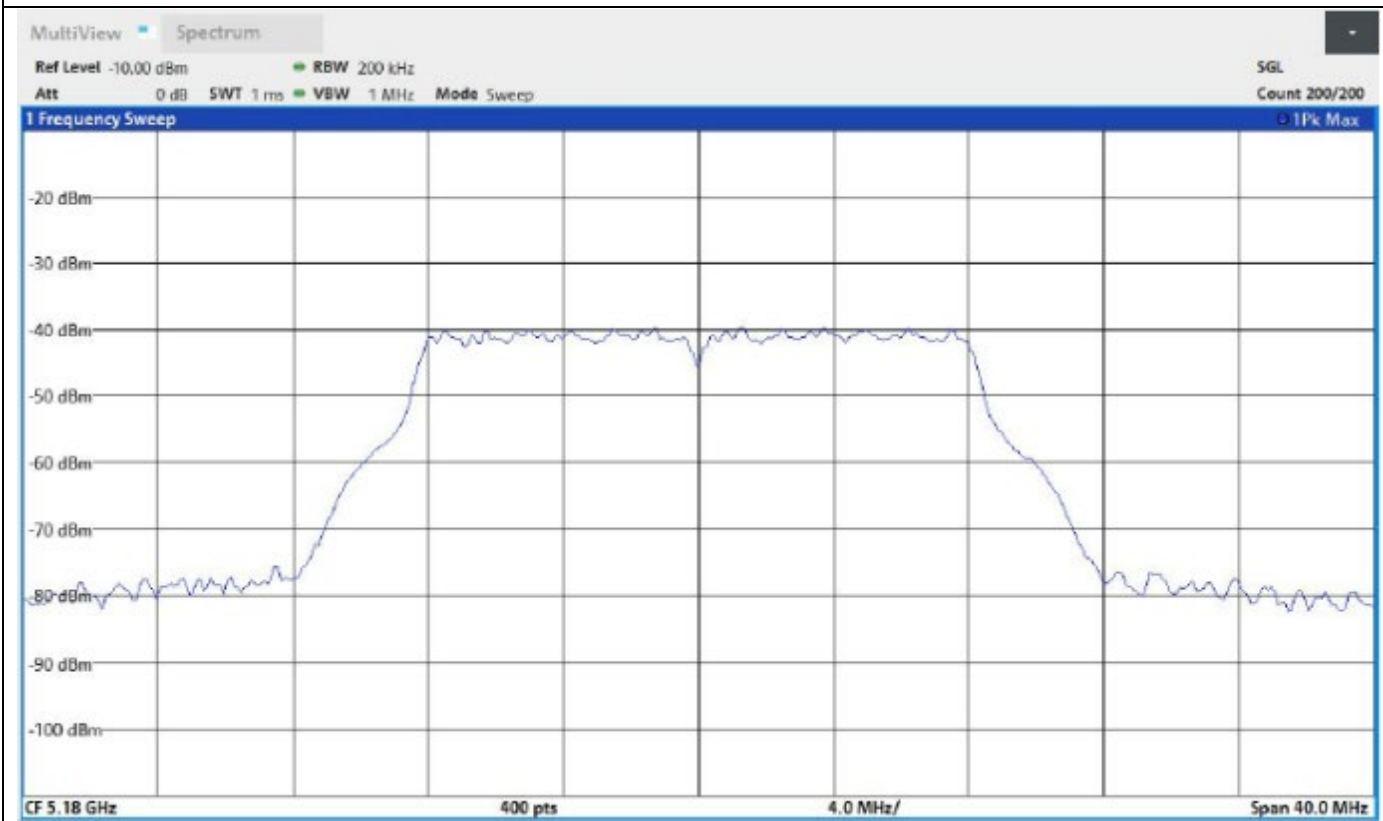
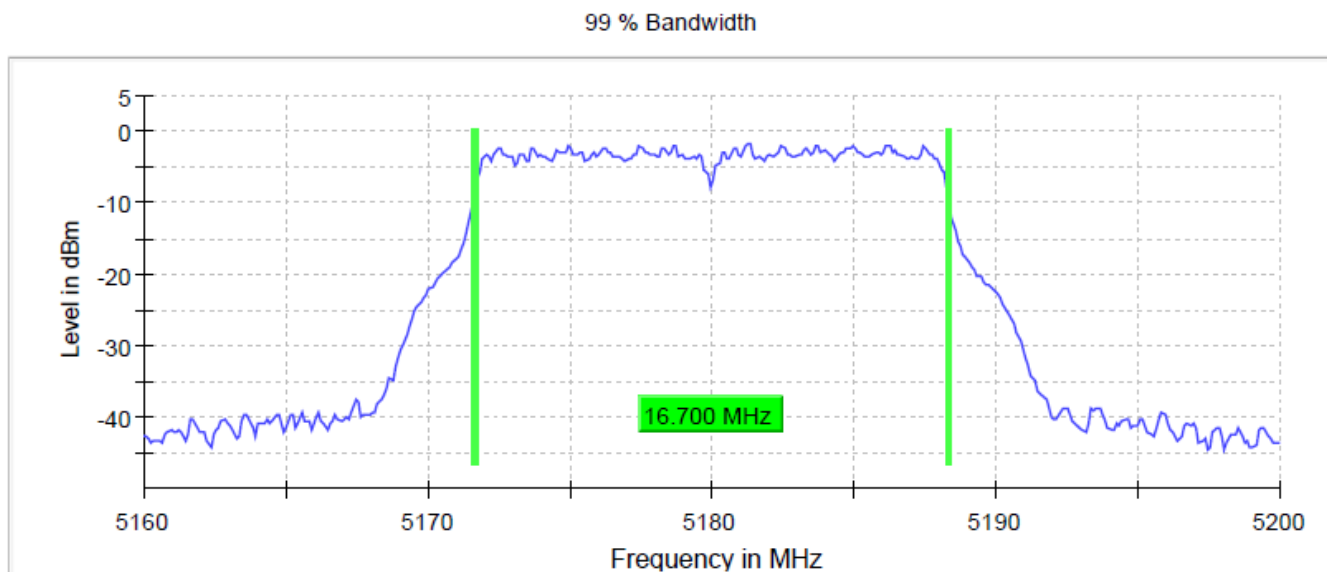
Test according to FCC title 47 part 15 §15.407(a),€ , KDB 789033 D02 General U-NII Test Procedures

New Rules v02r01 D and ANSI C63.10-2013

Measurement uncertainty calculated in accordance with ETSI TR 100 028-1. Expanded Uncertainty (K=2) < 2%

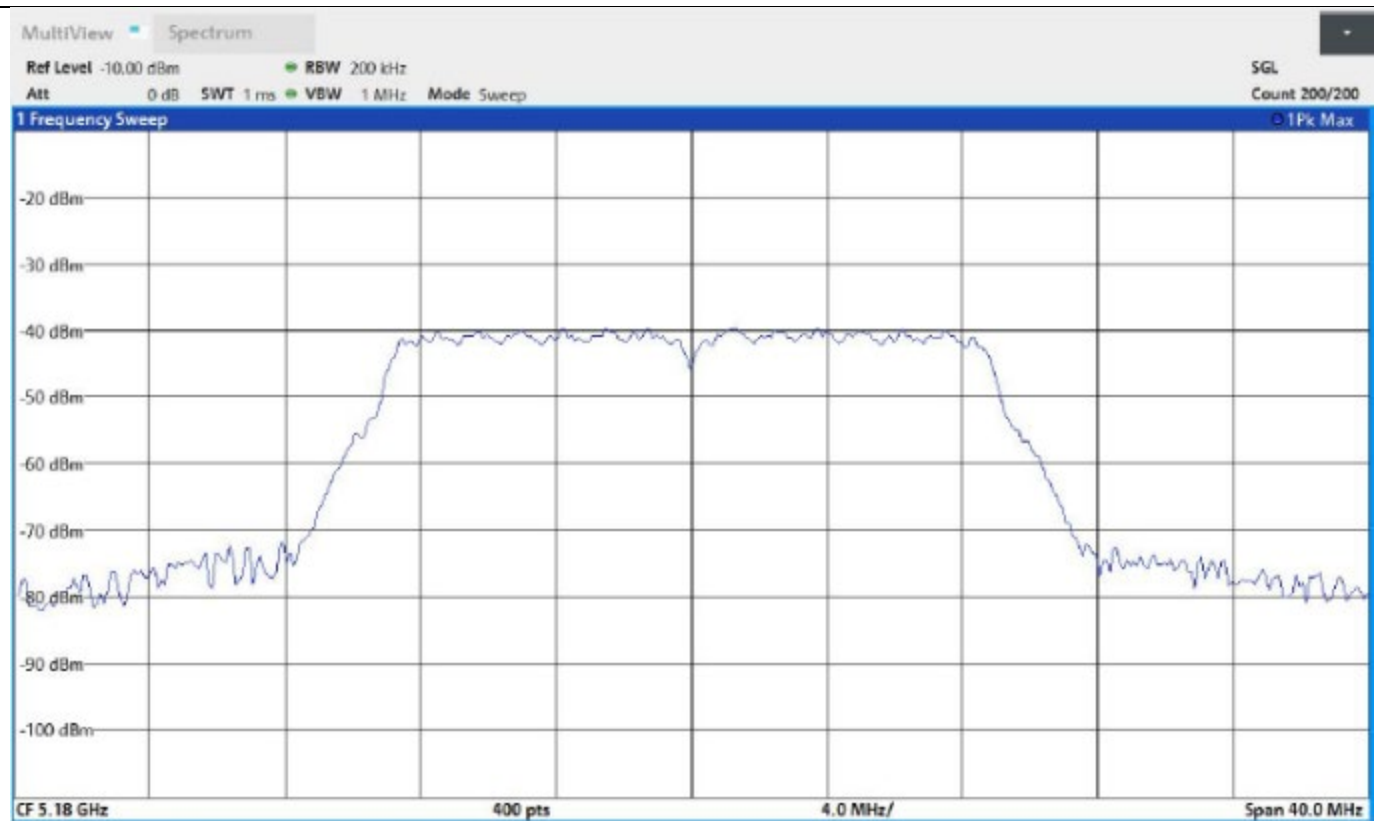
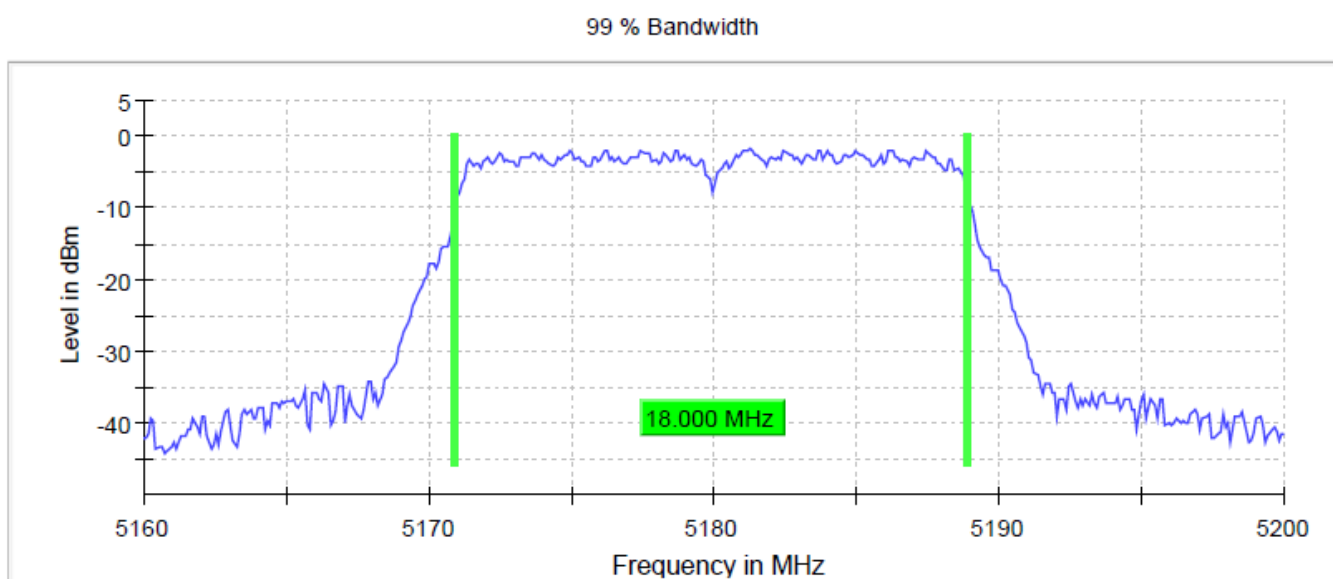
Data Rate	DUT Frequency (MHz)	Bandwidth (MHz)	Band Edge Left (MHz)	Band Edge Right (MHz)	Band Limit (MHz)
802.11a 6Mbps	5180.000000	16.700000	5171.650000	5188.350000	5150-5250
802.11n (HT20) MCS0	5180.000000	18.000000	5170.950000	5188.950000	5150-5250
802.11ac (VHT20) MCS0	5180.000000	18.000000	5170.950000	5188.950000	5150-5250
802.11n (HT40) MCS0	5190.000000	36.750000	5171.625000	5208.375000	5150-5250
802.11ac (VHT40) MCS0	5190.000000	36.750000	5171.625000	5208.375000	5150-5250
802.11ac (VHT80) MCS0	5210.000000	76.500000	5171.750000	5248.250000	5150-5250
802.11a 6Mbps	5200.000000	16.700000	5191.650000	5208.350000	5150-5250
802.11n (HT20) MCS0	5200.000000	18.000000	5190.950000	5208.950000	5150-5250
802.11ac (VHT20) MCS0	5200.000000	17.900000	5191.050000	5208.950000	5150-5250
802.11n (HT40) MCS0	5230.000000	36.750000	5211.625000	5248.375000	5150-5250
802.11ac (VHT40) MCS0	5230.000000	36.750000	5211.625000	5248.375000	5150-5250
802.11a 6Mbps	5240.000000	16.700000	5231.650000	5248.350000	5150-5250
802.11n (HT20) MCS0	5240.000000	18.000000	5230.950000	5248.950000	5150-5250
802.11ac (VHT20) MCS0	5240.000000	18.000000	5230.950000	5248.950000	5150-5250

802.11a 5180MHz 6Mbps

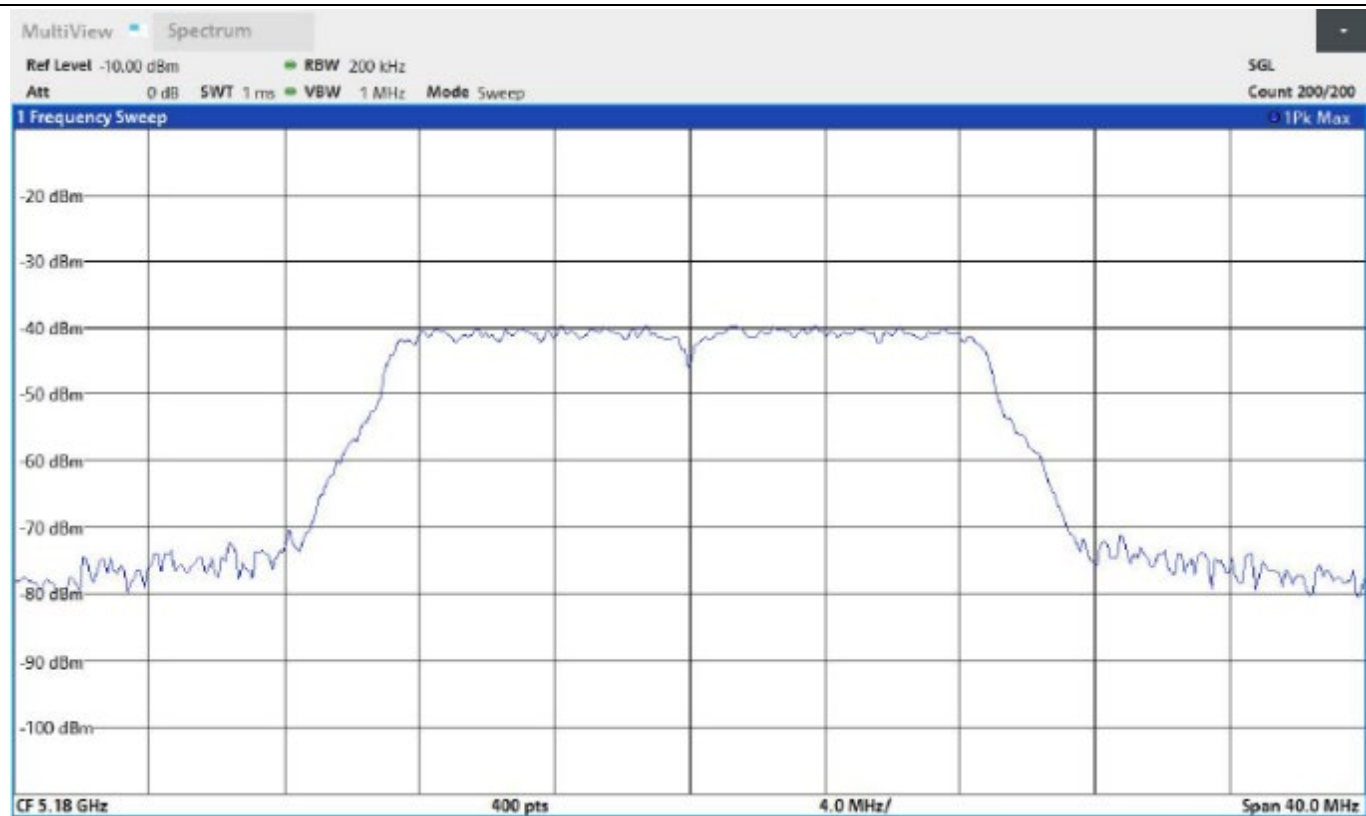
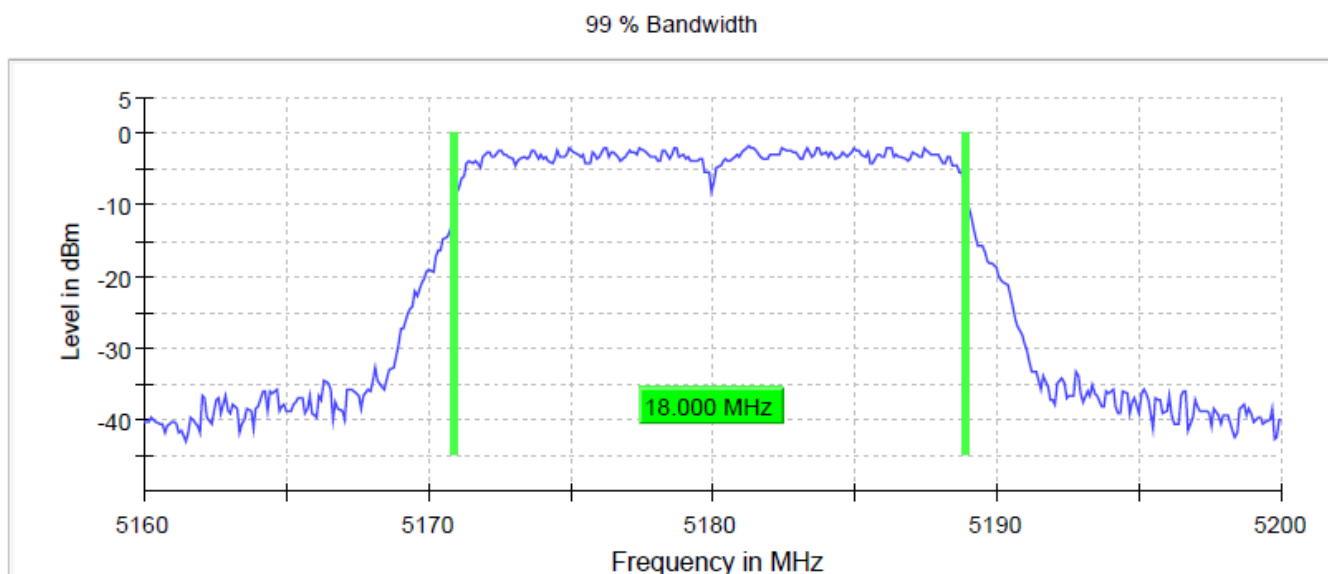




802.11n (HT20) 5180MHz MCS0



802.11ac (VHT20) 5180MHz MCS0



## Emission Bandwidth 26 dB

Test according to FCC title 47 part 15 §15.407(a),€, KDB 789033 D02 General U-NII Test Procedures

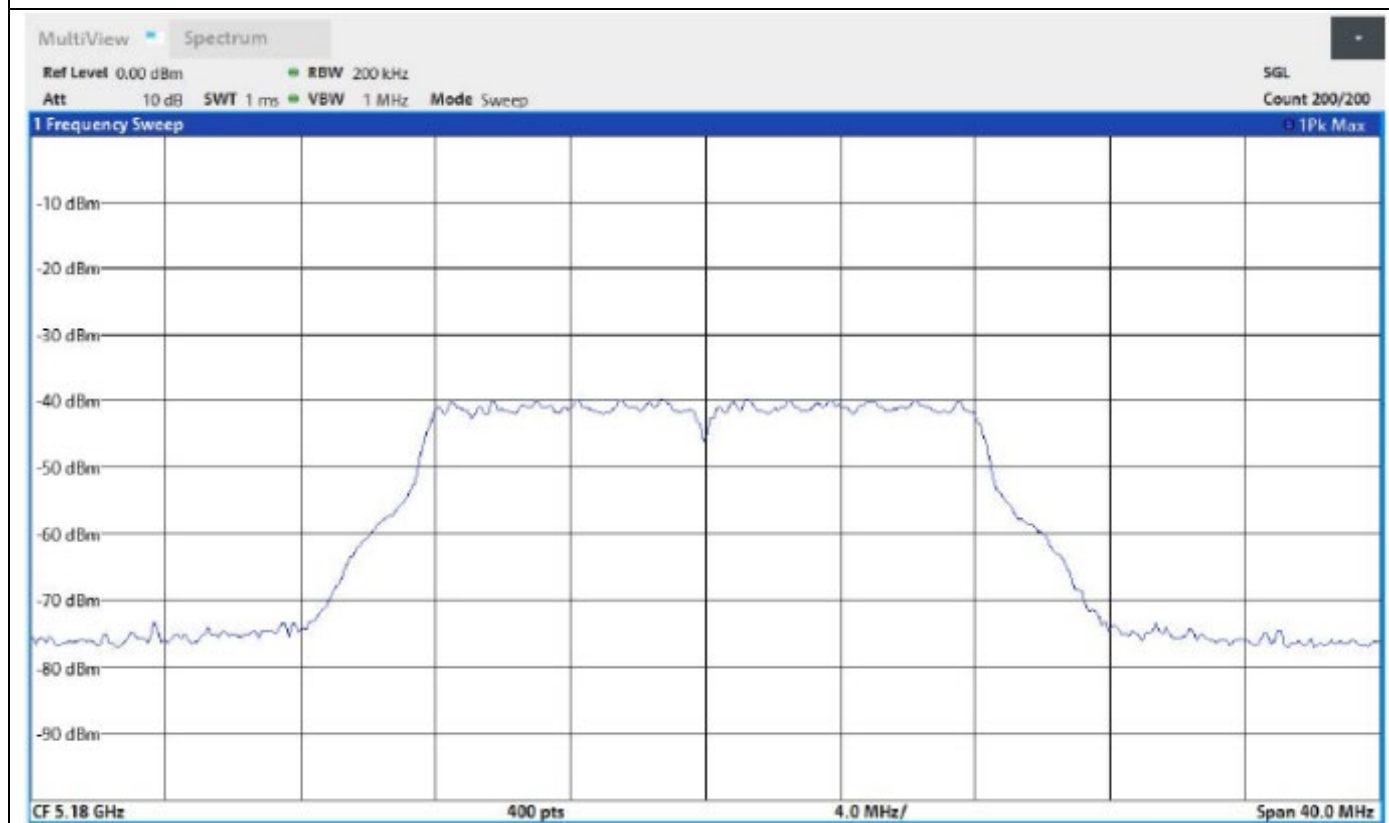
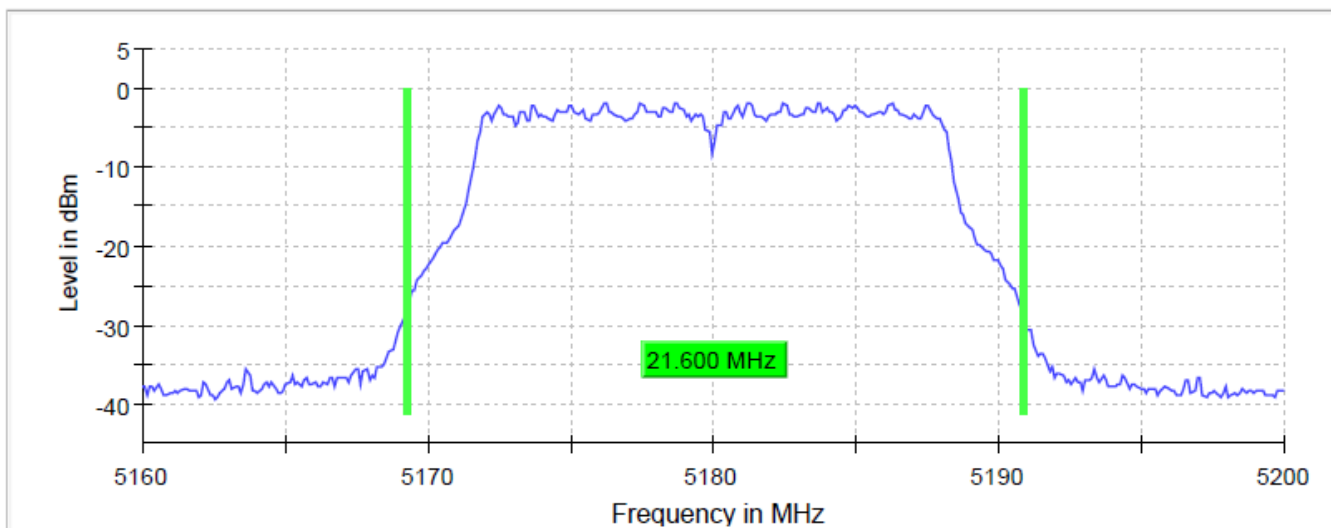
New Rules v02r01 D and ANSI C63.10-2013

Measurement uncertainty calculated in accordance with ETSI TR 100 028-1. Expanded Uncertainty (K=2) < 2%

Data Rate	DUT Frequency (MHz)	Bandwidth (MHz)	Band Edge Left (MHz)	Band Edge Right (MHz)
802.11a 6Mbps	5180.000000	21.600000	5169.250000	5190.850000
802.11n (HT20) MCS0	5180.000000	21.900000	5168.950000	5190.850000
802.11ac (VHT20) MCS0	5180.000000	21.900000	5168.950000	5190.850000
802.11n (HT40) MCS0	5190.000000	40.525328	5169.737336	5210.262664
802.11ac (VHT40) MCS0	5190.000000	40.225140	5169.887430	5210.112570
802.11ac (VHT80) MCS0	5210.000000	83.500000	5168.250000	5251.750000
802.11a 6Mbps	5200.000000	21.500000	5189.250000	5210.750000
802.11n (HT20) MCS0	5200.000000	22.000000	5188.950000	5210.950000
802.11ac (VHT20) MCS0	5200.000000	21.900000	5189.050000	5210.950000
802.11n (HT40) MCS0	5230.000000	40.075047	5209.887430	5249.962477
802.11ac (VHT40) MCS0	5230.000000	40.375234	5209.887430	5250.262664
802.11a 6Mbps	5240.000000	21.600000	5229.250000	5250.850000
802.11n (HT20) MCS0	5240.000000	21.900000	5228.950000	5250.850000
802.11ac (VHT20) MCS0	5240.000000	21.900000	5229.050000	5250.950000

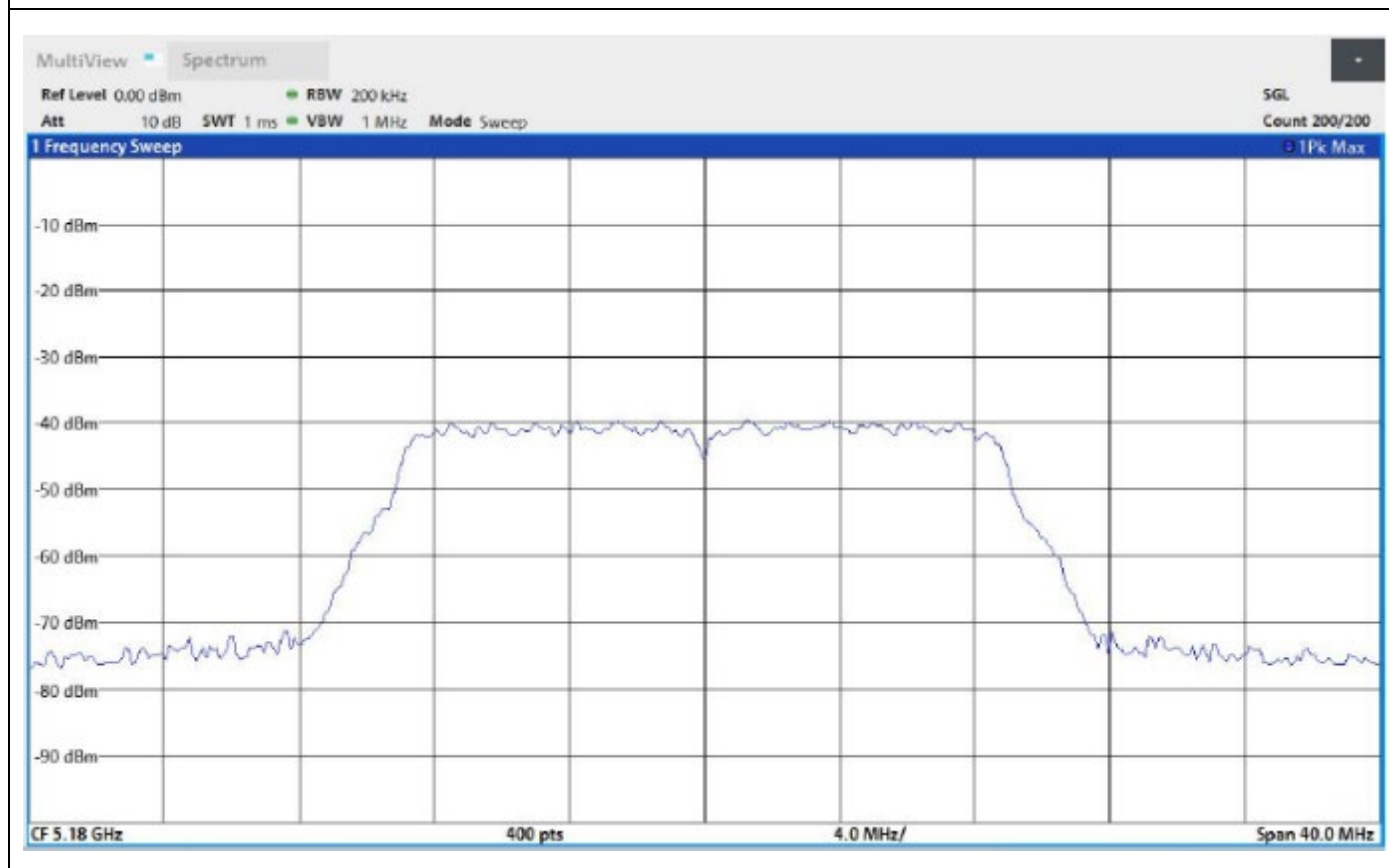
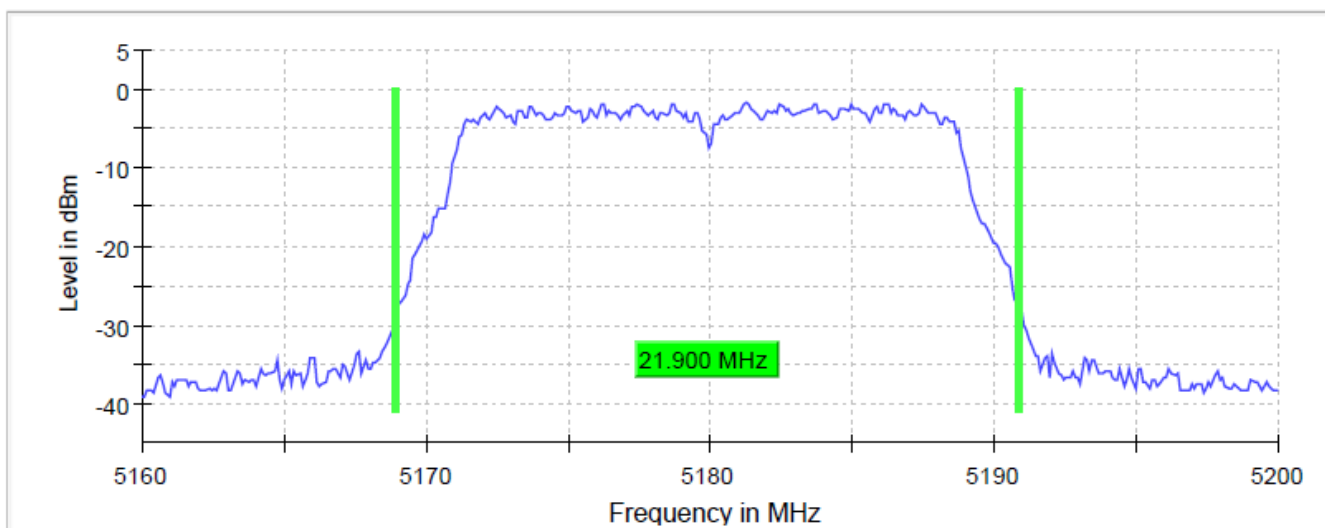
802.11a 5180MHz 6Mbps

26 dB Bandwidth

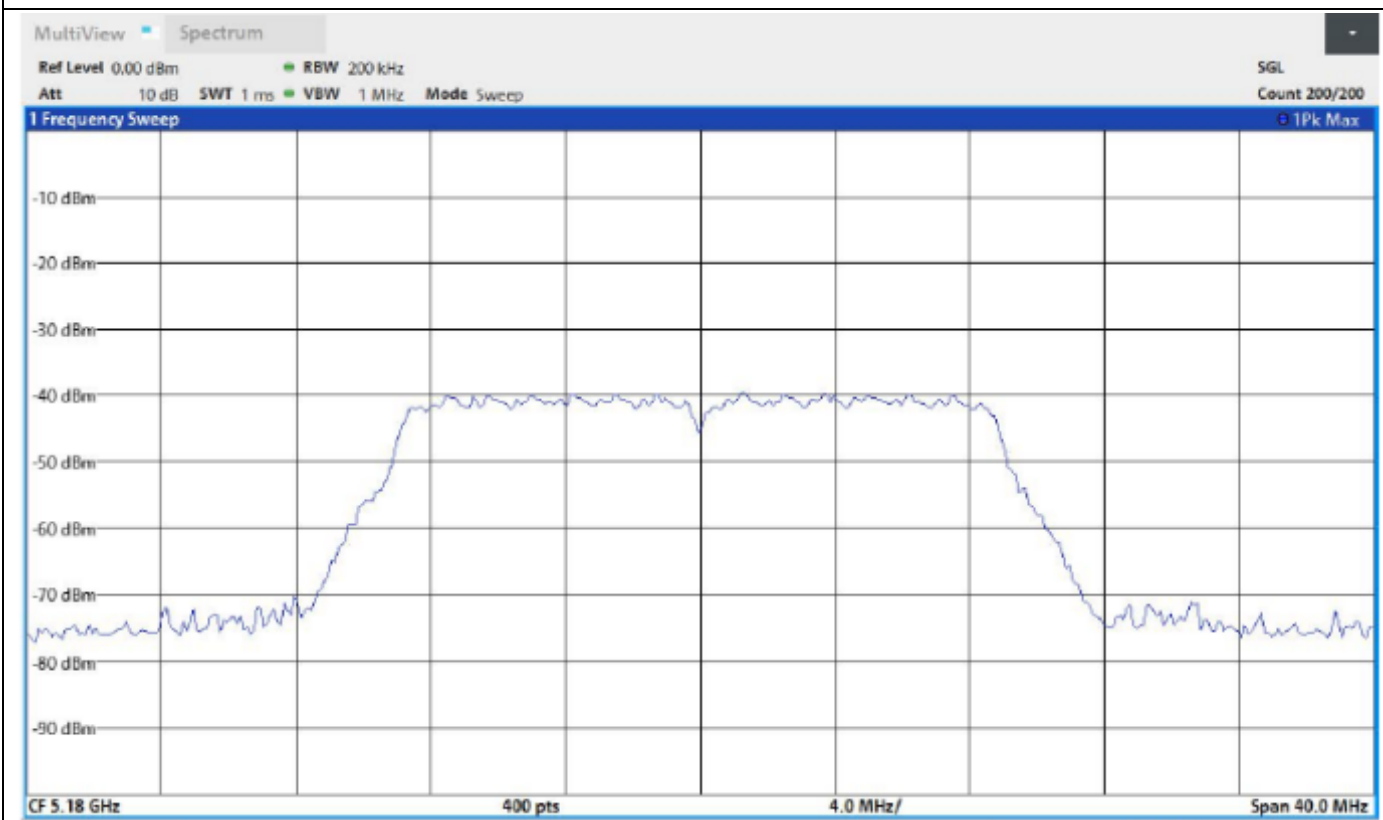
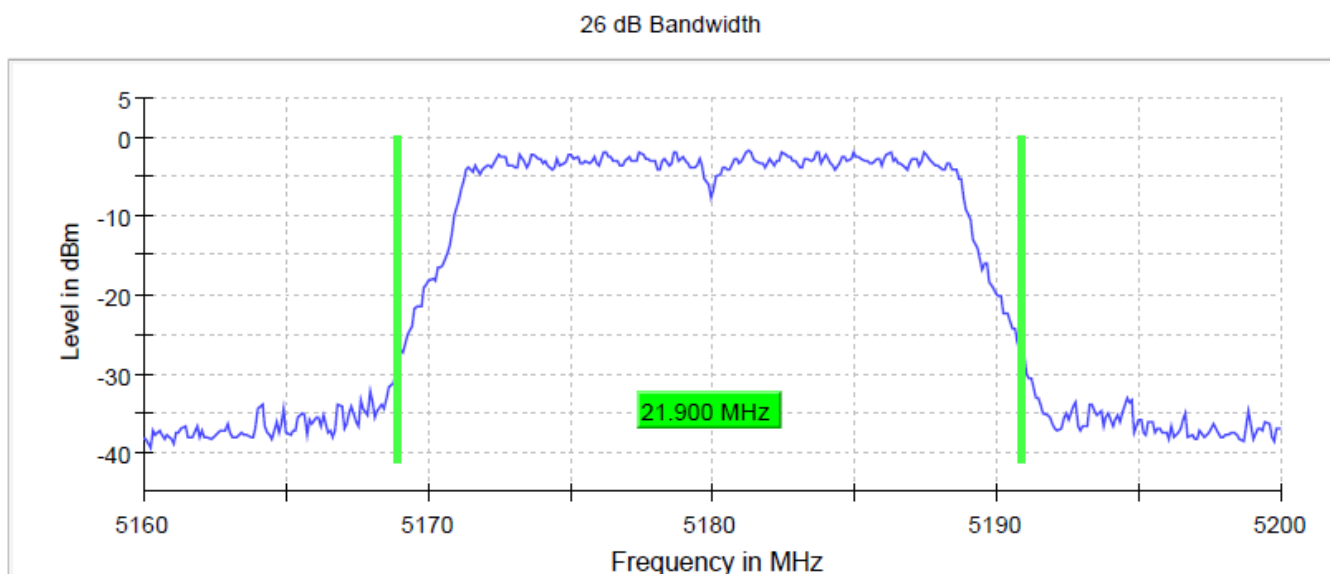


802.11n (HT20) 5180MHz MCS0

26 dB Bandwidth



802.11ac (VHT20) 5180MHz MCS0



## FCC 15.407 UNII-3

### DUT Information:

<b>Model:</b>	HERMES 3.0 LFT2
<b>Manufacturer:</b>	Continental Automotive GmbH
<b>Serial Number:</b>	AH21051701-CON-126 #002

UNII-3		
Mode	Channel	Frequency
802.11a 802.11n(HT20) 802.11ac(VHT20)	149	5745
802.11n(HT40) 802.11ac(VHT40)	151	5755
802.11ac(VHT80)	155	5775
802.11a 802.11n(HT20) 802.11ac(VHT20)	157	5785
802.11n(HT40) 802.11ac(VHT40)	159	5795
802.11a 802.11n(HT20) 802.11ac(VHT20)	165	5825

### Notes

- Channels and modes above were tested.
- Output power measurements were performed at the lowest and highest data rate of each supported 802.11 mode.

Antenna Gain	4.01dBi
Number of transmit chains	1
Equipment Type	Unlicensed National Information Infrastructure Device

## Test Equipment Used

ID #	Equipment	Manufacturer	Model #	Serial #	Cal Due
BVD0226	Spectrum Analyzer 10Hz-44GHz	Rohde & Schwarz	FSV3044	101018	1/14/2022
BVD0227	8 port switch unit for Wireless Test system	Rohde & Schwarz	OSP150	101100	N/A
BVD0228	8 port switch unit for Wireless Test system	Rohde & Schwarz	OSP220	101632	N/A
BVD0224	Signal Generator 100kHz-40GHz	Rohde & Schwarz	SMB100A	181741	11/19/2021
BVD0225	Signal Generator 100k-6GHz with GPS simulator	Rohde & Schwarz	SMW200A	107664	11/18/2021
BVD0250	Wireless Connectivity Tester 70M-6GHz	Rohde & Schwarz	CMW270	102113	11/18/2021
BVD0343	DC Regulated Power Supply	Circuit Specialists, INC	CSI3020X	595215	N/A
BVD0321	Fixed Attenuator 2W 20dB - 40GHz	Mini-Circuits	BW-K20-2W44+	2103	N/A
BVD0477	10db Attenuator -18GHz	Mouser	BW-S10W2+	2043	N/A
BVD0229	Temp and Humidity Meter	Fluke	971	12001009	3/26/2022



## Power Settings

802.11a		802.11n (HT20)		802.11ac (VHT20)	
Channel	Power Setting	Channel	Power Setting	Channel	Power Setting
149	15	149	15	149	15
157	15	157	15	157	15
165	15	165	15	165	15

802.11n (HT40)		802.11ac (VHT40)	
Channel	Power Setting	Channel	Power Setting
151	15	151	15
159	15	159	15

802.11ac (VHT80)	
Channel	Power Setting
155	15

## Test Results Summary

Test	Frequency (MHz)	802.11a	802.11n(HT20)	802.11ac (VHT20)
Average Output Power	5745/5785/5825	PASS	PASS	PASS
Power Spectral Density	5745/5785/5825	PASS	PASS	PASS
DTS Bandwidth (6dB)	5745/5785/5825	PASS	PASS	PASS
Occupied Channel Bandwidth 99%	5745/5785/5825	PASS	PASS	PASS
		802.11n(HT40)		802.11ac(VHT40)
Average Output Power	5755/5795	PASS		PASS
Power Spectral Density	5755/5795	PASS		PASS
DTS Bandwidth (6dB)	5755/5795	PASS		PASS
Occupied Channel Bandwidth 99%	5755/5795	PASS		PASS
		802.11ac(VHT80)		
Average Output Power	5775	PASS		
Power Spectral Density	5775	PASS		
DTS Bandwidth (6dB)	5775	PASS		
Occupied Channel Bandwidth 99%	5775	PASS		

## RF output power and Duty-Cycle

### FCC and RSS-247

Test according to FCC title 47 part 15 §15.407(a), KDB 789033 D02 General U-NII Test Procedures New Rules v02r01 II.E and ANSI C63.10-2013

Measurement uncertainty calculated in accordance with ETSI TR 100 028-1. Expanded Combined Uncertainty of absolute Level Measurement (K=2) < 1 dB

#### 802.11a

Data Rate	Gated RMS (dBm) 5745 MHz	Gated RMS (dBm) 5785 MHz	Gated RMS (dBm) 5825 MHz	Limit (dBm)	Duty Cycle (%)
6 Mbps	10.399	10.502	10.315	30.0	98.616
54 Mbps	10.459	10.550	10.392	30.0	89.774

#### 802.11n (HT20)

Data Rate	Gated RMS (dBm) 5745 MHz	Gated RMS (dBm) 5785 MHz	Gated RMS (dBm) 5825 MHz	Limit (dBm)	Duty Cycle (%)
MCS0	10.503	10.529	10.463	30.0	98.519
MCS7	10.469	10.412	10.277	30.0	88.901

#### 802.11ac (VHT20)

Data Rate	Gated RMS (dBm) 5745 MHz	Gated RMS (dBm) 5785 MHz	Gated RMS (dBm) 5825 MHz	Limit (dBm)	Duty Cycle (%)
MCS0	10.515	10.552	10.466	30.0	98.528
MCS8	10.429	10.379	10.271	30.0	87.568

#### 802.11n (HT40)

Data Rate	Gated RMS (dBm) 5755 MHz	Gated RMS (dBm) 5795 MHz	Limit (dBm)	Duty Cycle (%)
MCS0	9.963	9.942	30.0	97.061
MCS7	10.032	10.030	30.0	82.065

802.11ac (VHT40)

Data Rate	Gated RMS (dBm) 5755 MHz	Gated RMS (dBm) 5795 MHz	Limit (dBm)	Duty Cycle (%)
MCS0	9.976	9.957	30.0	97.085
MCS9	10.026	10.049	30.0	80.024

802.11ac (VHT80)

Data Rate	Gated RMS (dBm) 5775 MHz	Limit (dBm)	Duty Cycle (%)
MCS0	10.153	30.0	94.167
MCS9	9.891	30.0	72.360

## Power Spectral Density

### FCC and RSS-247

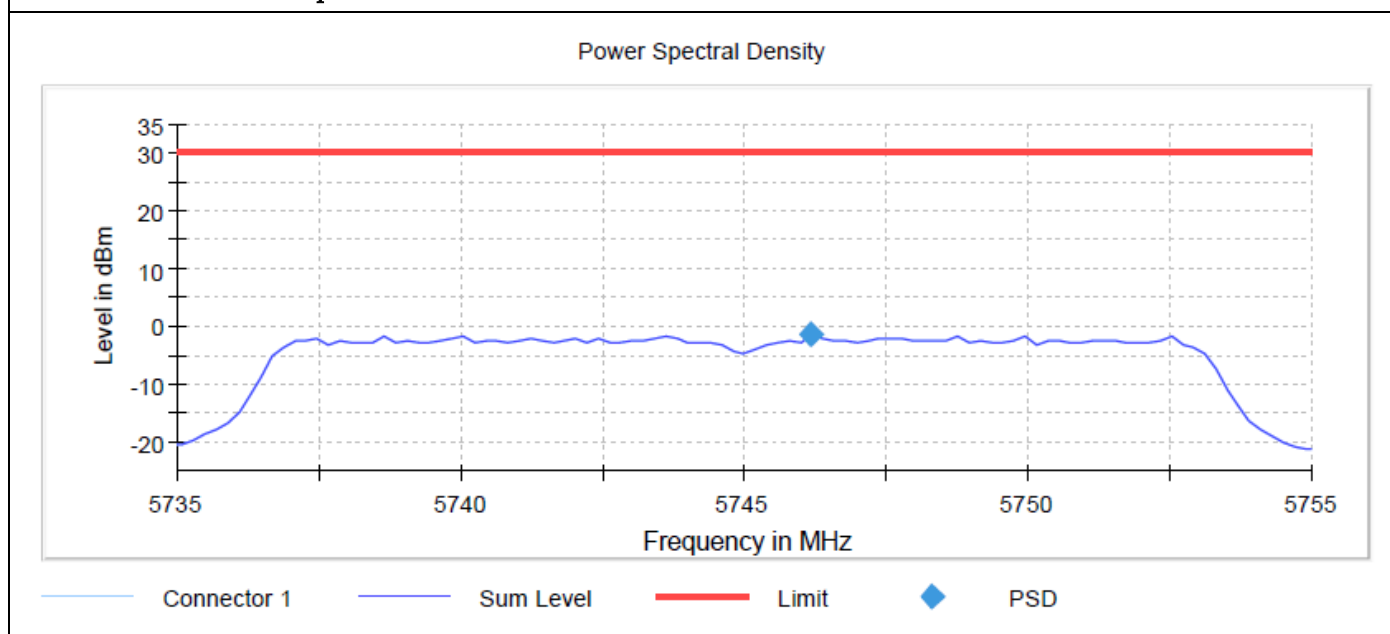
Test according to FCC title 47 part 15 §15.407(a), KDB 789033 D02 General U-NII Test Procedures New Rules v02r01 II.F and ANSI C63.10-2013

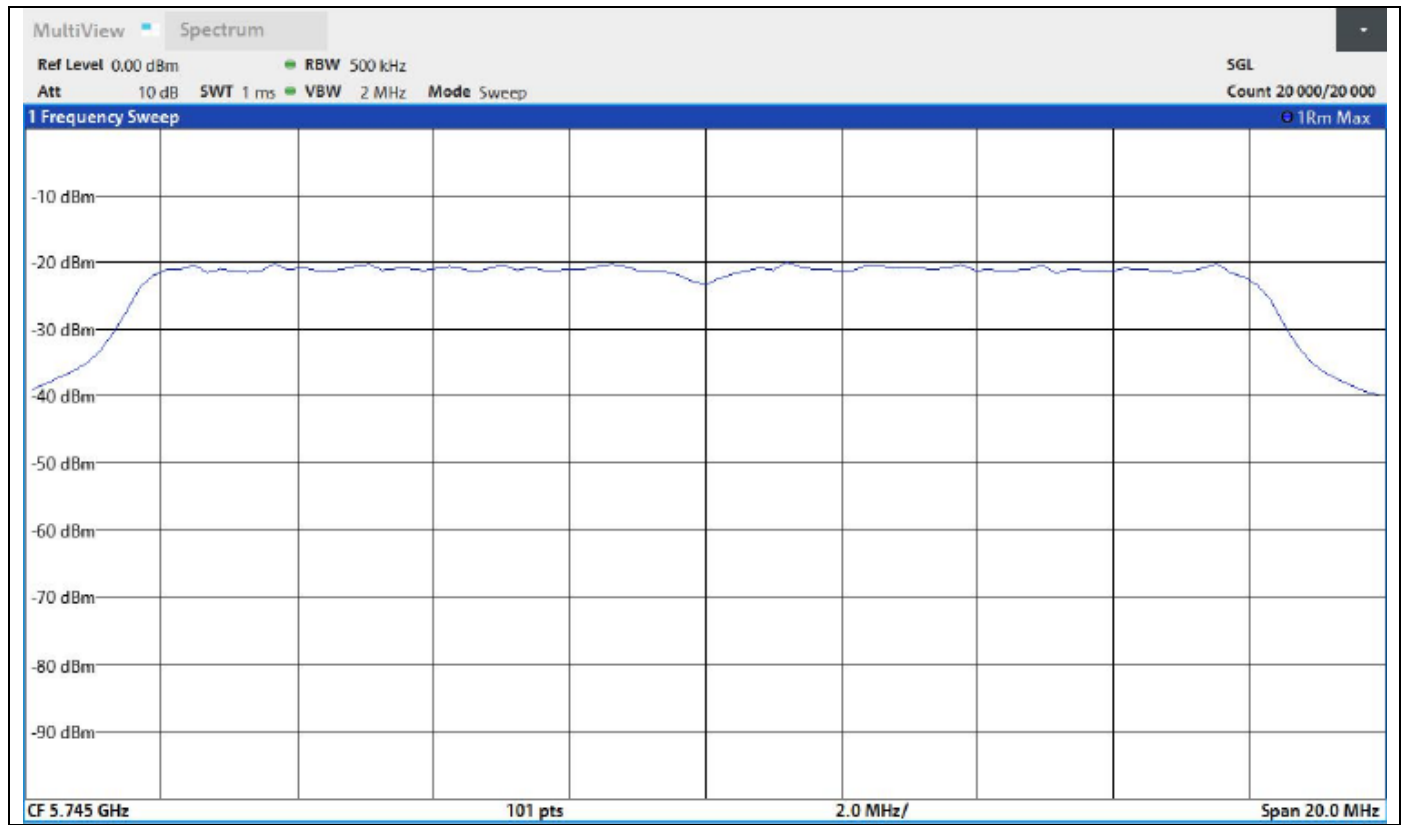
Measurement uncertainty calculated in accordance with ETSI TR 100 028-1. Expanded Uncertainty (K=2) < 1.3 dB

### 802.11a

Data Rate	PSD (dBm) 5745 MHz	PSD (dBm) 5785 MHz	PSD (dBm) 5825 MHz	Limit (dBm)
6Mbps	-1.442	-1.432	-1.844	30.0
54Mbps	-1.276	-1.310	-1.675	30.0

802.11a 5745 MHz 6Mbps





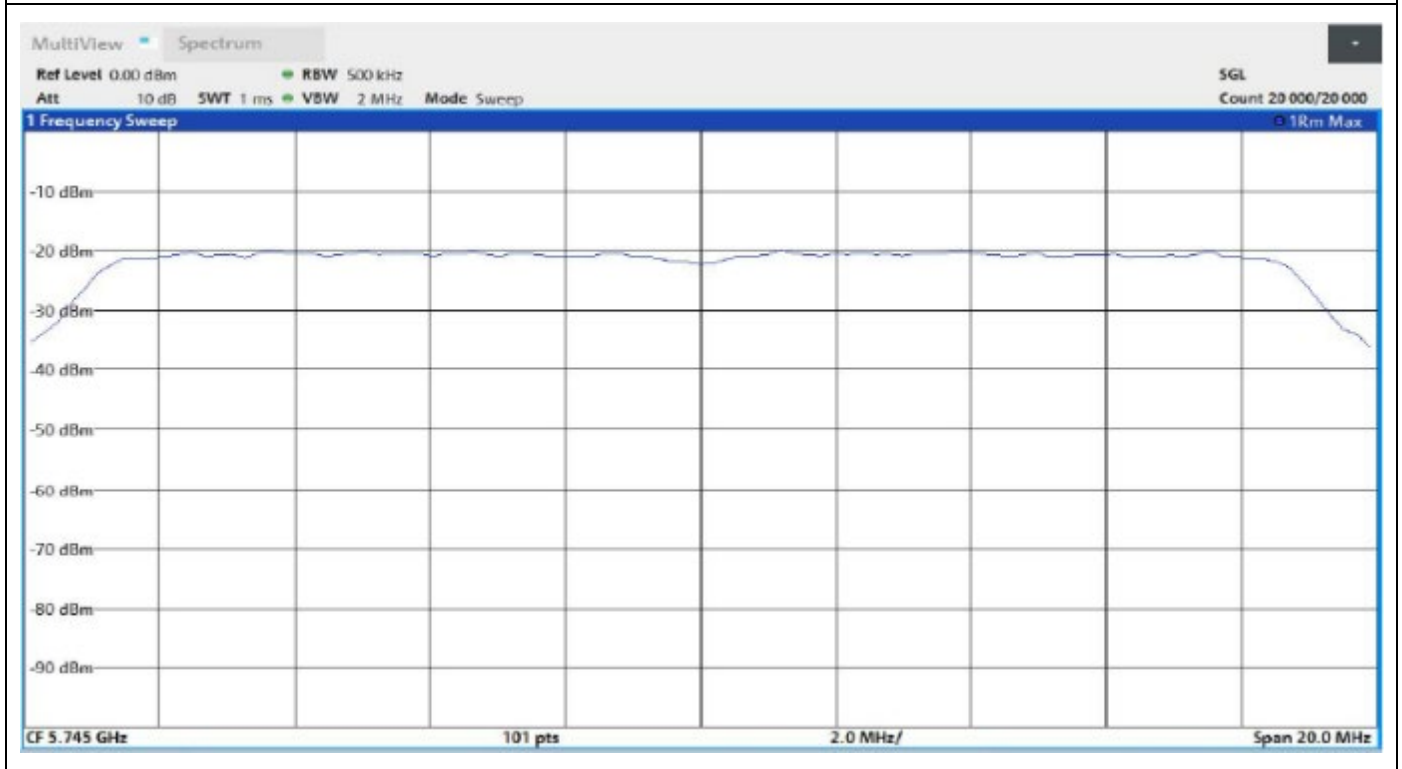
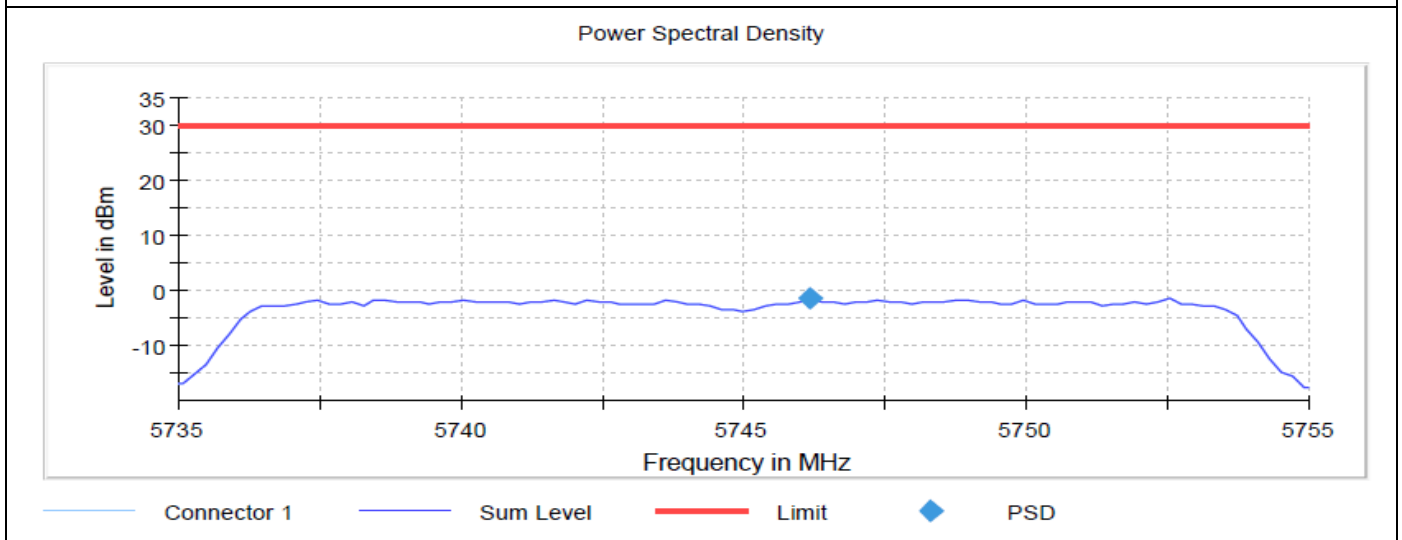
### 802.11n (HT20)

Data Rate	PSD (dBm) 5745 MHz	PSD (dBm) 5785 MHz	PSD (dBm) 5825 MHz	Limit (dBm)
MCS0	-1.308	-1.361	-1.656	30.0
MCS7	-0.398	-0.723	-1.061	30.0

### 802.11n (HT40)

Data Rate	PSD (dBm) 5755 MHz	PSD (dBm) 5795 MHz	Limit (dBm)
MCS0	-3.774	-4.406	30.0
MCS7	-3.162	-3.511	30.0

#### 802.11n (HT20) 5745 MHz MCS0



### 802.11ac (VHT20)

Data Rate	PSD (dBm) 5745 MHz	PSD (dBm) 5785 MHz	PSD (dBm) 5825 MHz	Limit (dBm)
MCS0	-1.311	-1.356	-1.673	30.0
MCS8	-0.392	-0.632	-0.967	30.0

### 802.11ac (VHT40)

Data Rate	PSD (dBm) 5755 MHz	PSD (dBm) 5795 MHz	Limit (dBm)
MCS0	-4.322	-4.308	30.0
MCS9	-2.828	-2.946	30.0

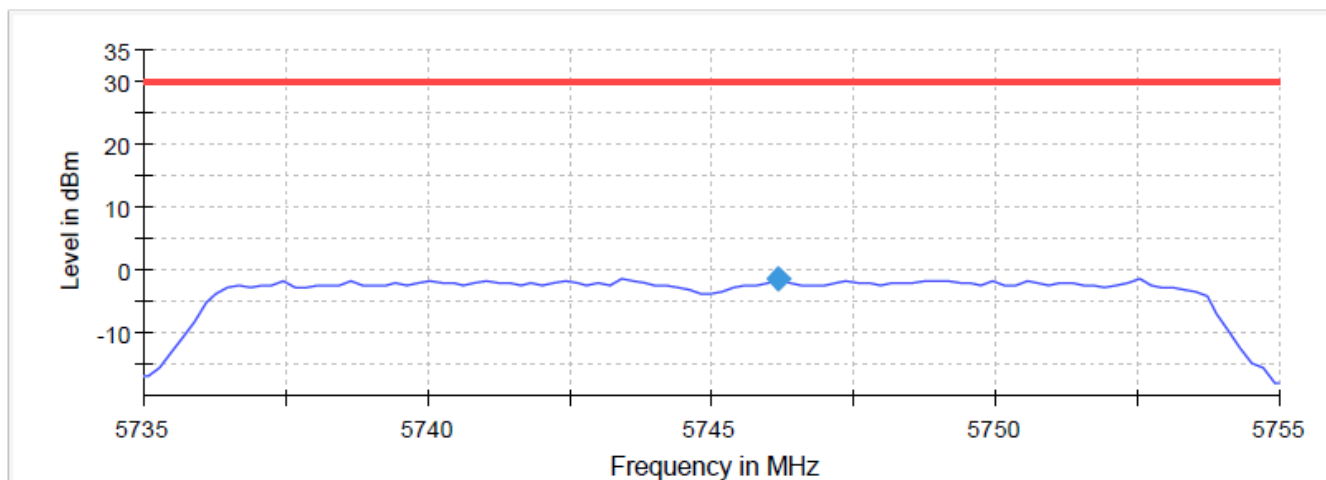
### 802.11ac (VHT80)

Data Rate	PSD (dBm) 5775 MHz	Limit (dBm)
MCS0	-5.165	30.0
MCS9	-4.554	30.0

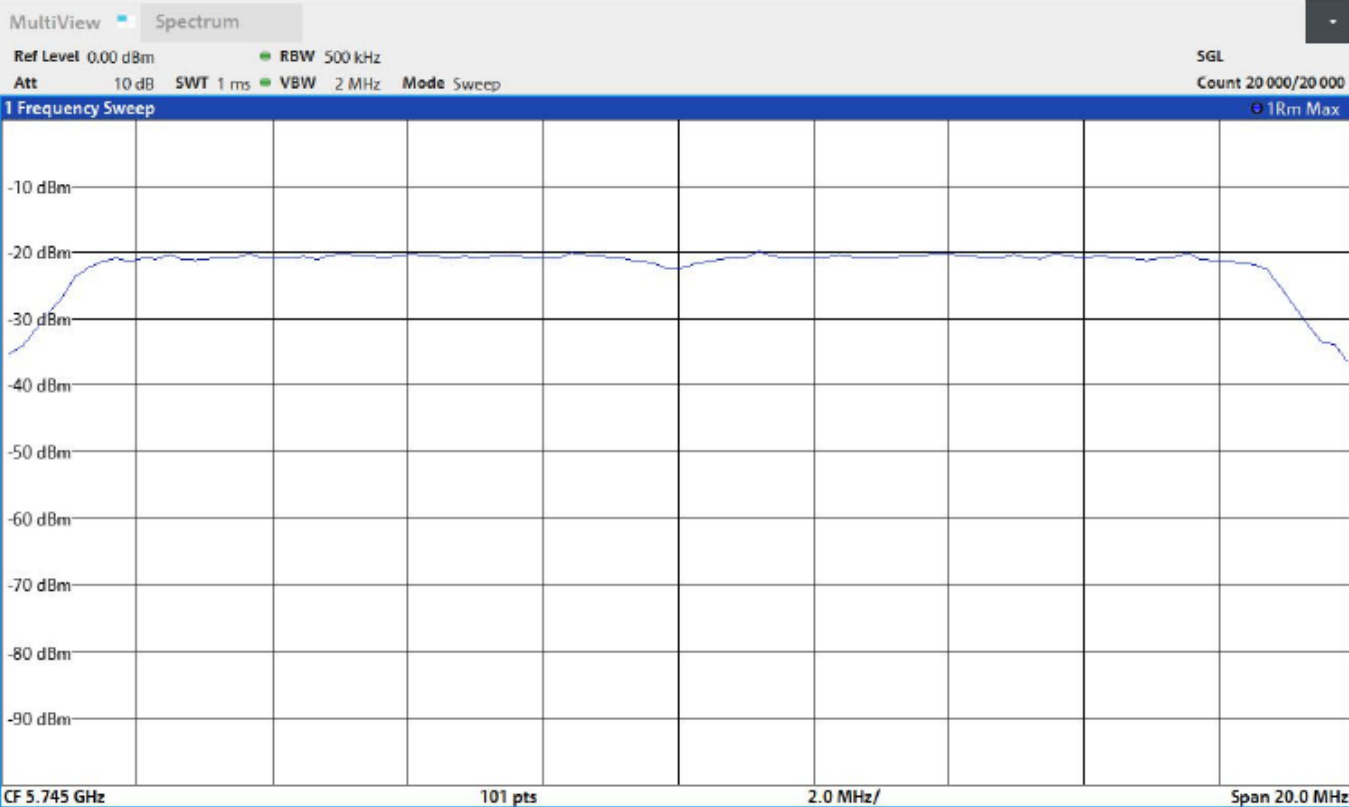


802.11ac (VHT20) 5745 MHz MCS0

Power Spectral Density



Connector 1 Sum Level Limit PSD



## DTS Bandwidth 6dB

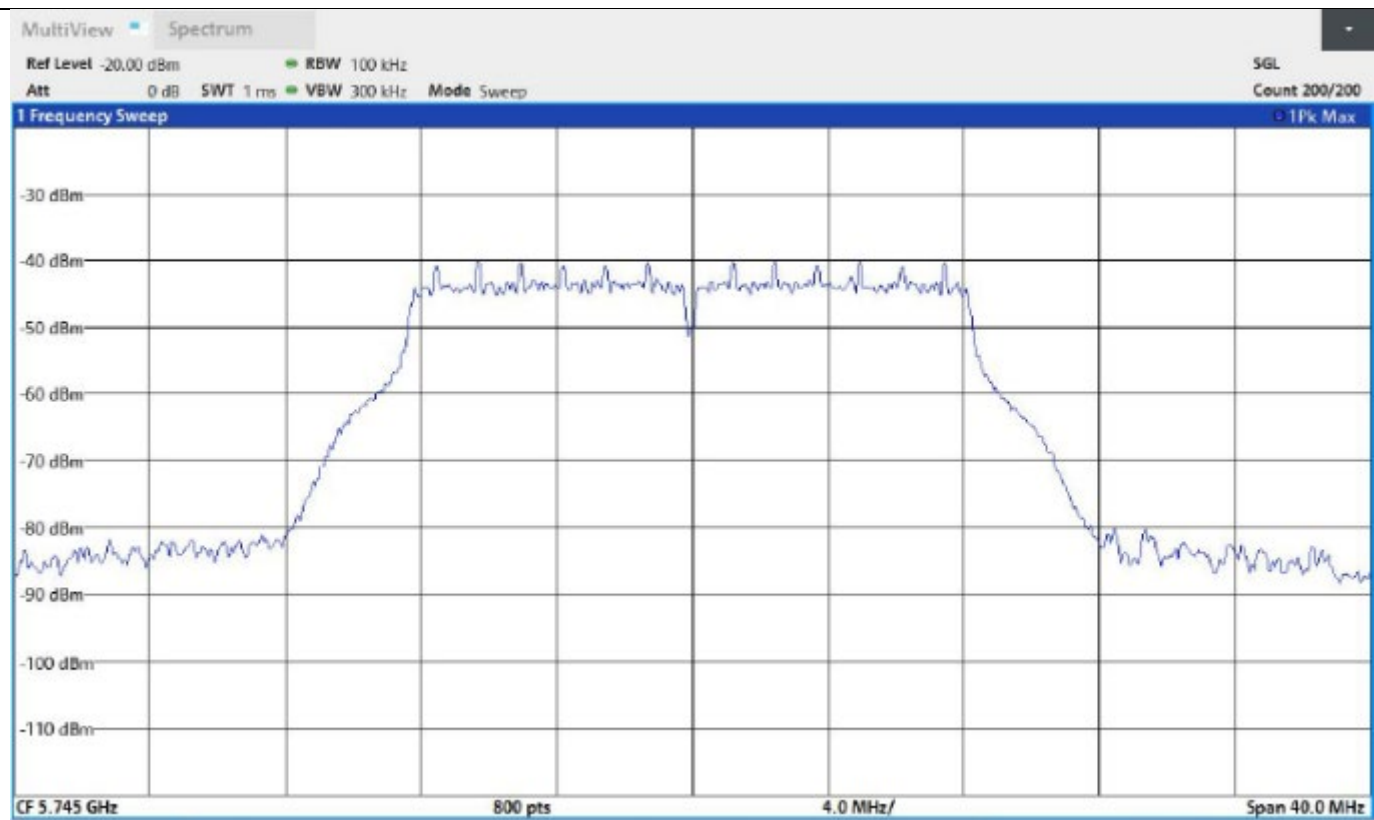
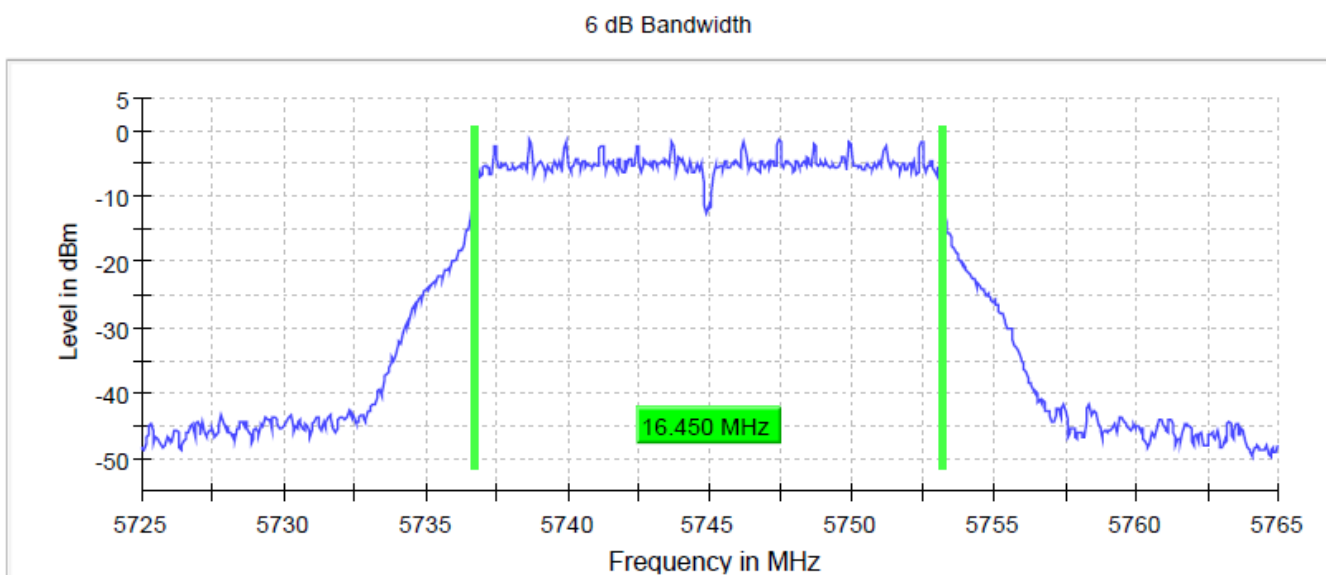
### FCC and RSS-247

Test according to FCC title 47 part 15 §15.407(a),€ , KDB 789033 D02 General U-NII Test Procedures  
New Rules v02r01 D and ANSI C63.10-2013

Measurement uncertainty calculated in accordance with ETSI TR 100 028-1. Expanded Uncertainty (K=2) < 2%

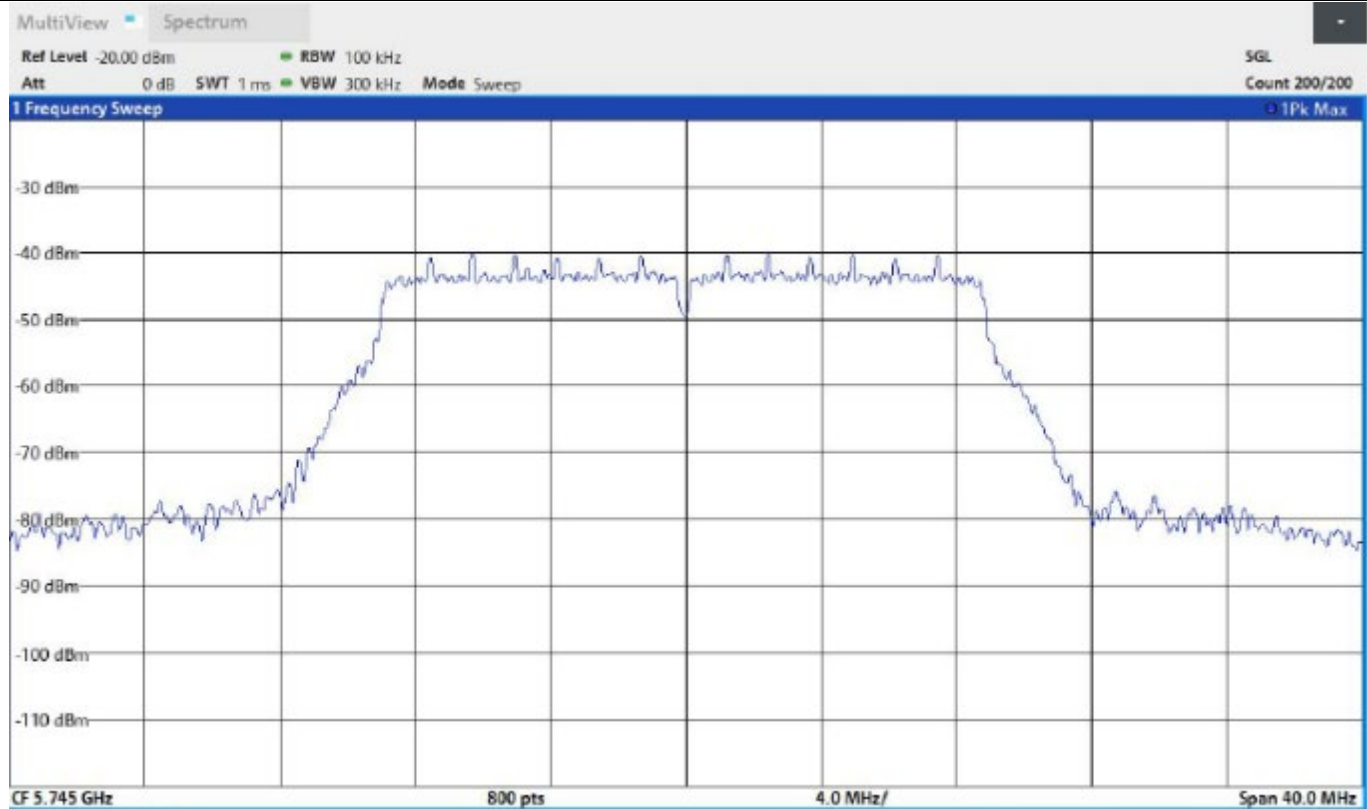
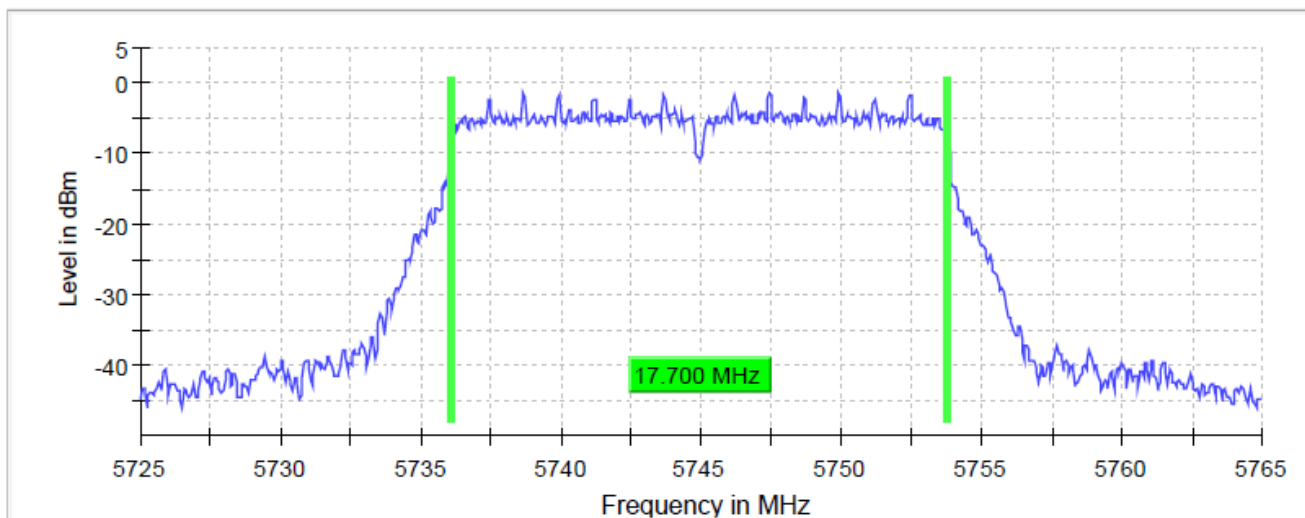
Data Rate	DUT Frequency (MHz)	Bandwidth (MHz)	Band Edge Left (MHz)	Band Edge Right (MHz)	Minimum Band Limit (MHz)
802.11a 6Mbps	5745.000000	16.450000	5736.725000	5753.175000	0.5
802.11n (HT20) MCS0	5745.000000	17.700000	5736.075000	5753.775000	0.5
802.11ac (VHT20) MCS0	5745.000000	17.700000	5736.075000	5753.775000	0.5
802.11n (HT40) MCS0	5755.000000	36.400000	5736.775000	5773.175000	0.5
802.11ac (VHT40) MCS0	5755.000000	36.400000	5736.775000	5773.175000	0.5
802.11ac (VHT80) MCS0	5775.000000	76.400000	5736.775000	5813.175000	0.5
802.11a 6Mbps	5785.000000	16.450000	5776.725000	5793.175000	0.5
802.11n (HT20) MCS0	5785.000000	17.700000	5776.075000	5793.775000	0.5
802.11ac (VHT20) MCS0	5785.000000	17.700000	5776.075000	5793.775000	0.5
802.11n (HT40) MCS0	5795.000000	36.400000	5776.775000	5813.175000	0.5
802.11ac (VHT40) MCS0	5795.000000	36.400000	5776.775000	5813.175000	0.5
802.11a 6Mbps	5825.000000	16.450000	5816.725000	5833.175000	0.5
802.11n (HT20) MCS0	5825.000000	17.700000	5816.075000	5833.775000	0.5
802.11ac (VHT20) MCS0	5825.000000	17.700000	5816.075000	5833.775000	0.5

802.11a 5745MHz 6Mbps

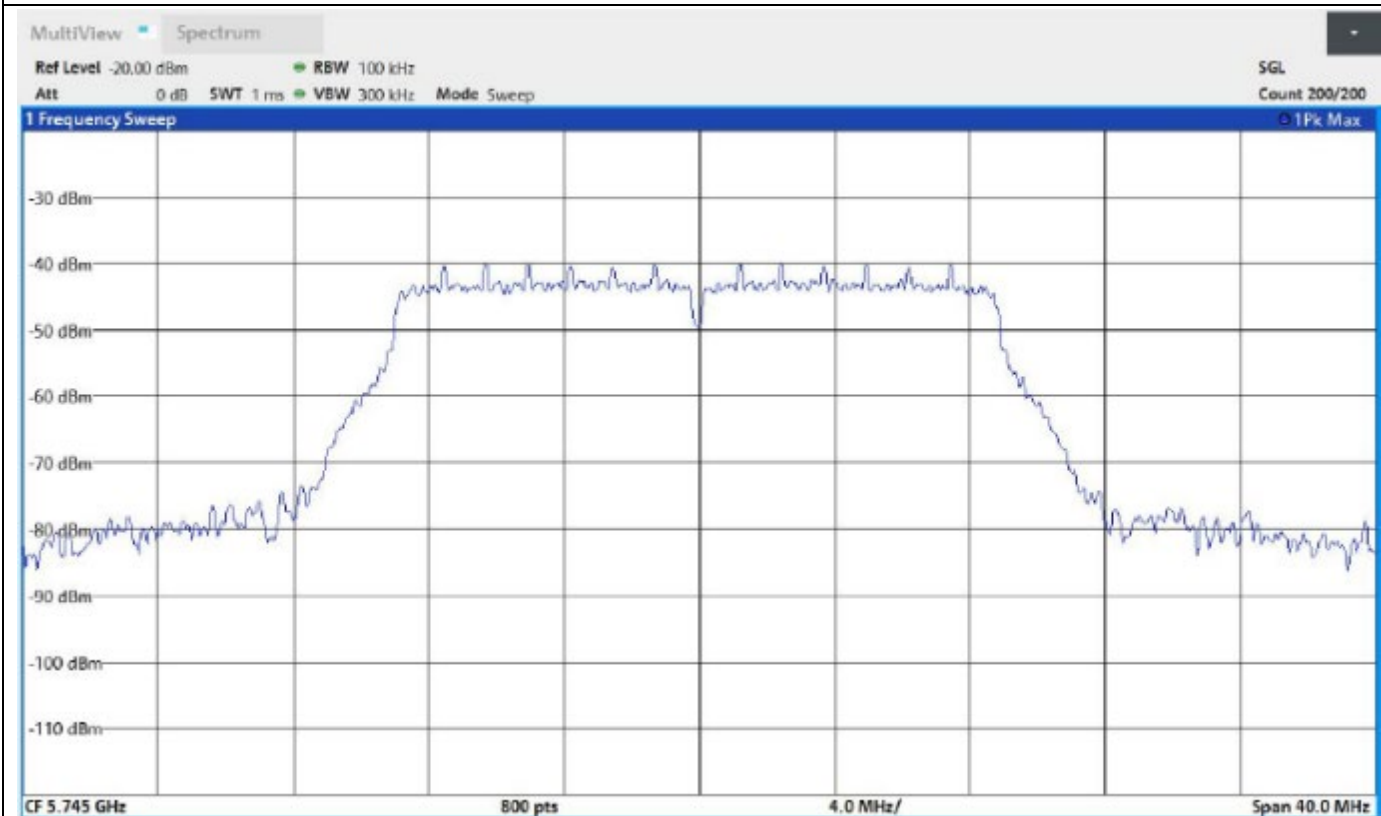
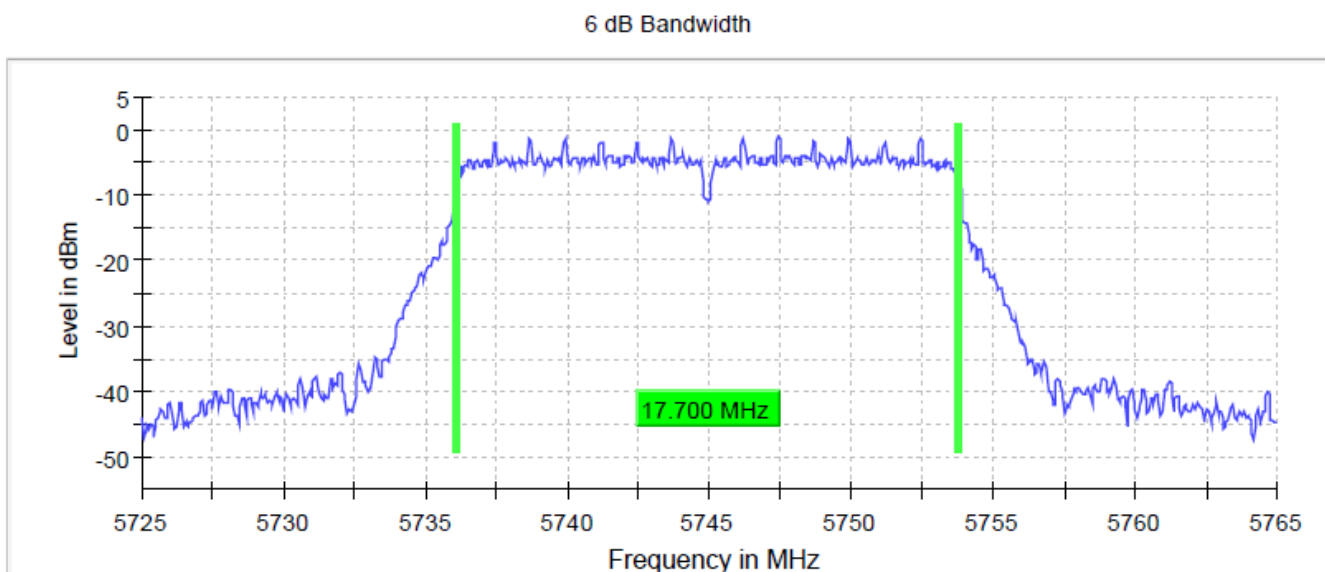


802.11n (HT20) 5745MHz MCS0

6 dB Bandwidth



802.11ac (VHT20) 5745MHz MCS0



## Occupied Channel Bandwidth

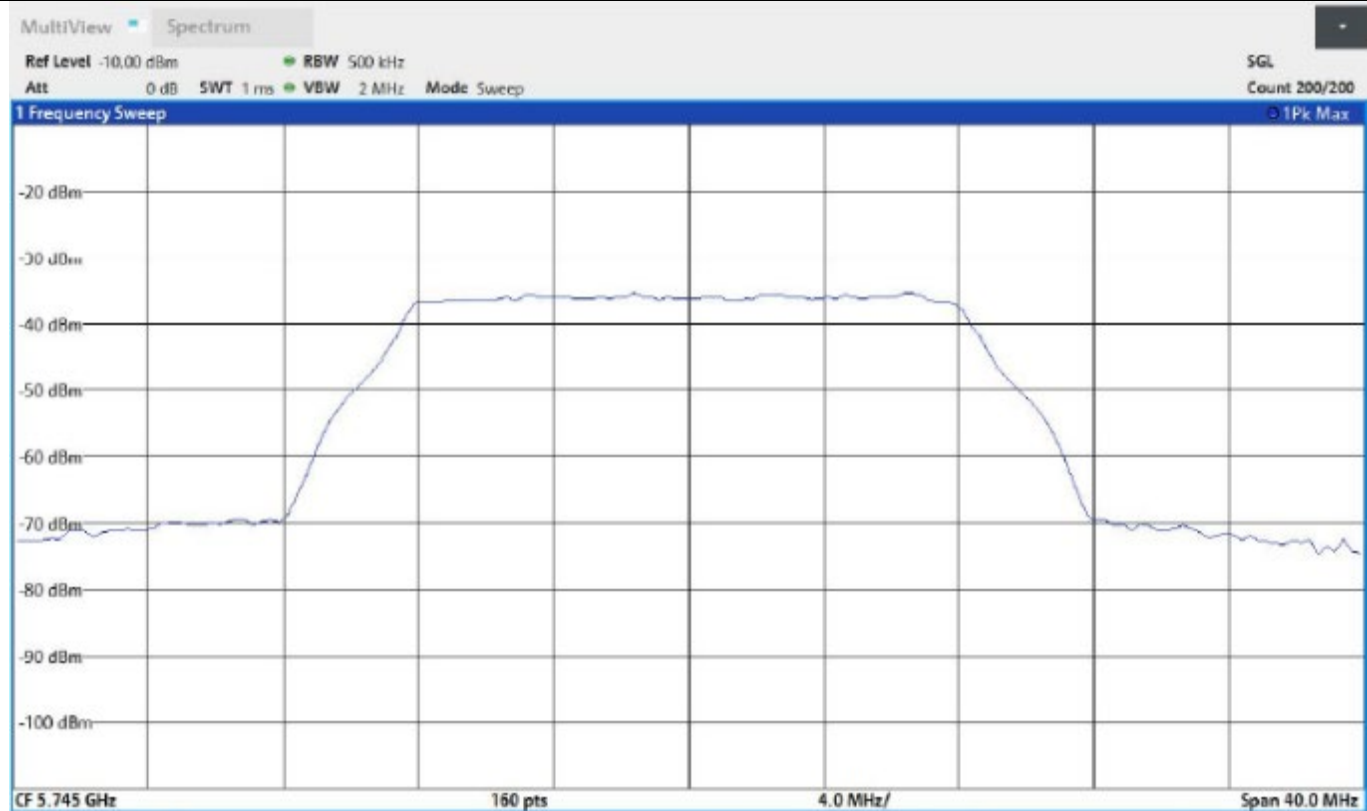
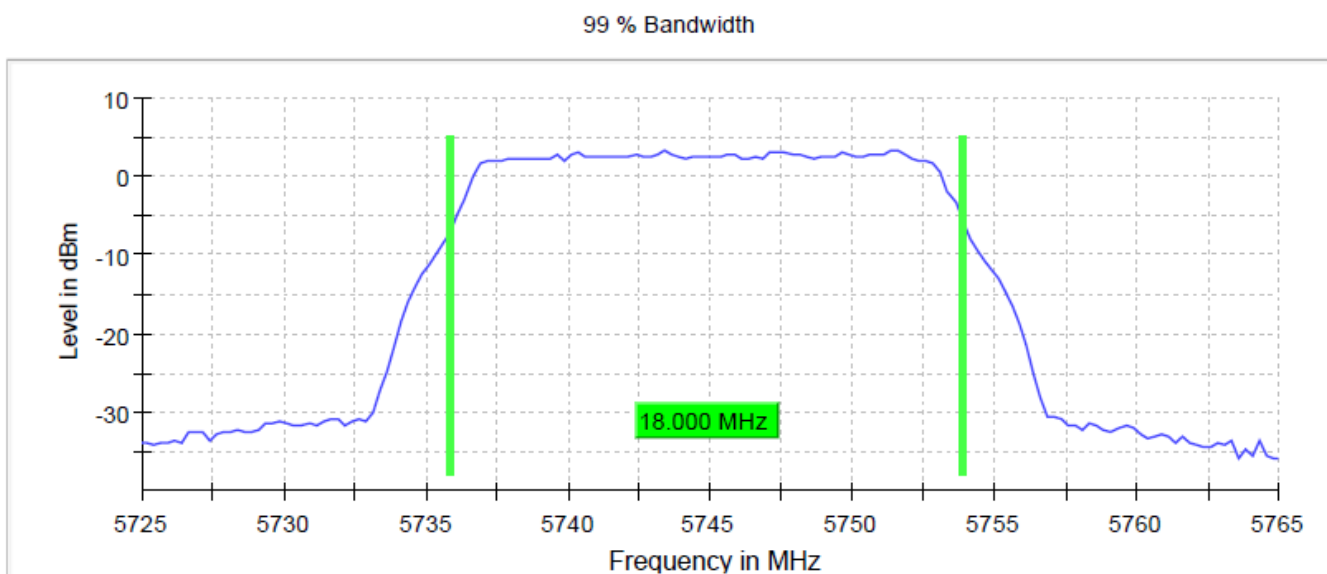
Test according to FCC title 47 part 15 §15.407(a),€ , KDB 789033 D02 General U-NII Test Procedures

New Rules v02r01 D and ANSI C63.10-2013

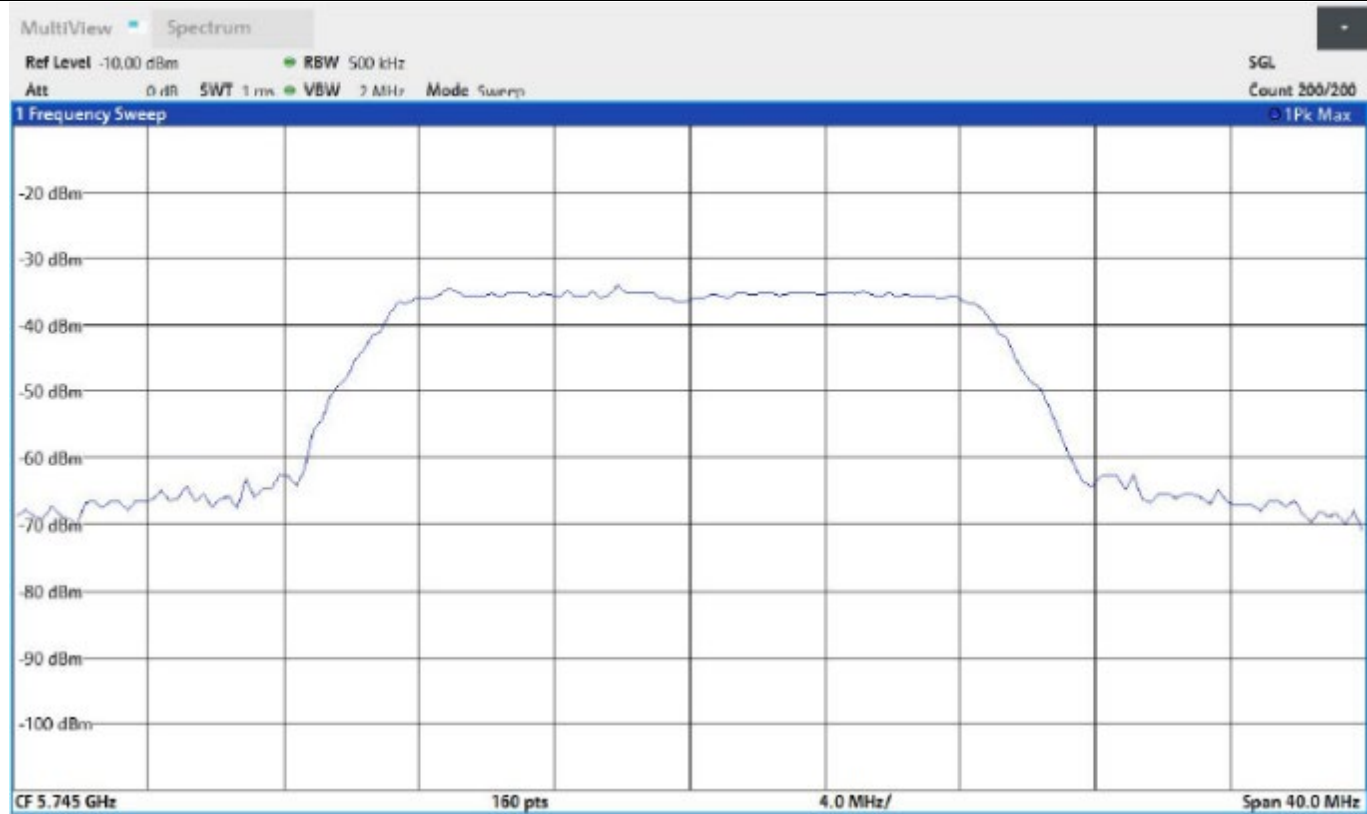
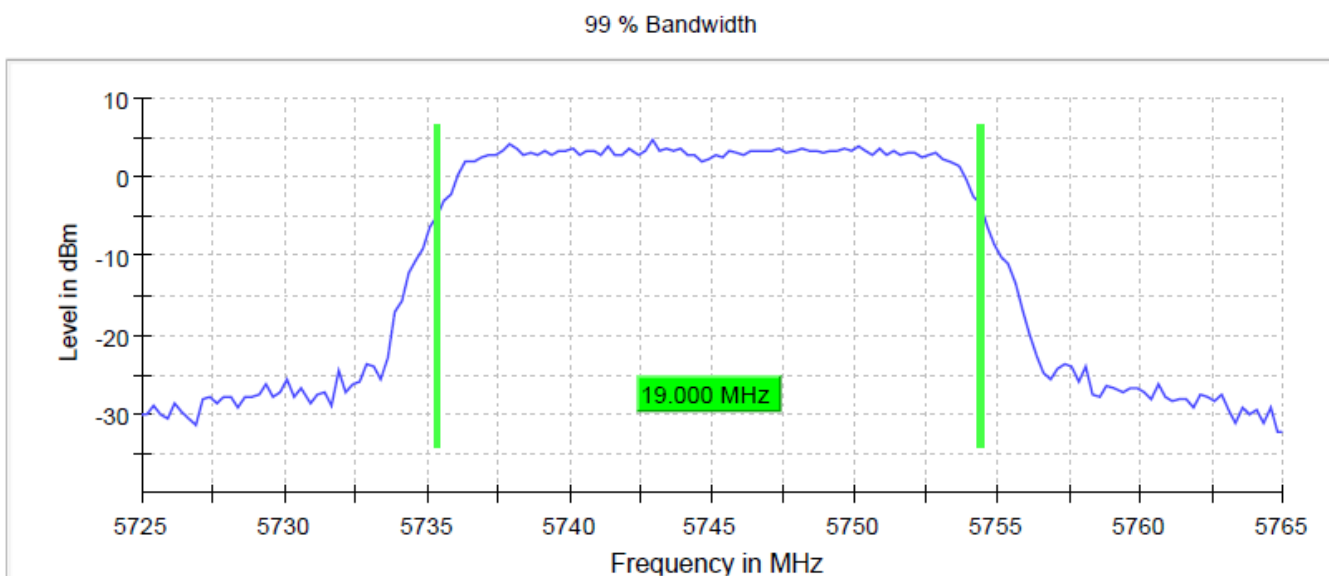
Measurement uncertainty calculated in accordance with ETSI TR 100 028-1. Expanded Uncertainty (K=2) < 2%

Data Rate	DUT Frequency (MHz)	Bandwidth (MHz)	Band Edge Left (MHz)	Band Edge Right (MHz)	Band Limit (MHz)
802.11a 6Mbps	5745.000000	18.000000	5735.875000	5753.875000	5725-5850
802.11n (HT20) MCS0	5745.000000	19.000000	5735.375000	5754.375000	5725-5850
802.11ac (VHT20) MCS0	5745.000000	19.000000	5735.375000	5754.375000	5725-5850
802.11n (HT40) MCS0	5755.000000	37.500000	5736.250000	5773.750000	5725-5850
802.11ac (VHT40) MCS0	5755.000000	37.500000	5736.250000	5773.750000	5725-5850
802.11ac (VHT80) MCS0	5775.000000	77.000000	5736.500000	5813.500000	5725-5850
802.11a 6Mbps	5785.000000	18.000000	5775.875000	5793.875000	5725-5850
802.11n (HT20) MCS0	5785.000000	19.250000	5775.375000	5794.625000	5725-5850
802.11ac (VHT20) MCS0	5785.000000	19.000000	5775.375000	5794.375000	5725-5850
802.11n (HT40) MCS0	5795.000000	37.500000	5776.250000	5813.750000	5725-5850
802.11ac (VHT40) MCS0	5795.000000	37.500000	5776.250000	5813.750000	5725-5850
802.11a 6Mbps	5825.000000	18.000000	5815.875000	5833.875000	5725-5850
802.11n (HT20) MCS0	5825.000000	19.000000	5815.375000	5834.375000	5725-5850
802.11ac (VHT20) MCS0	5825.000000	19.000000	5815.375000	5834.375000	5725-5850

802.11a 5745MHz 6Mbps

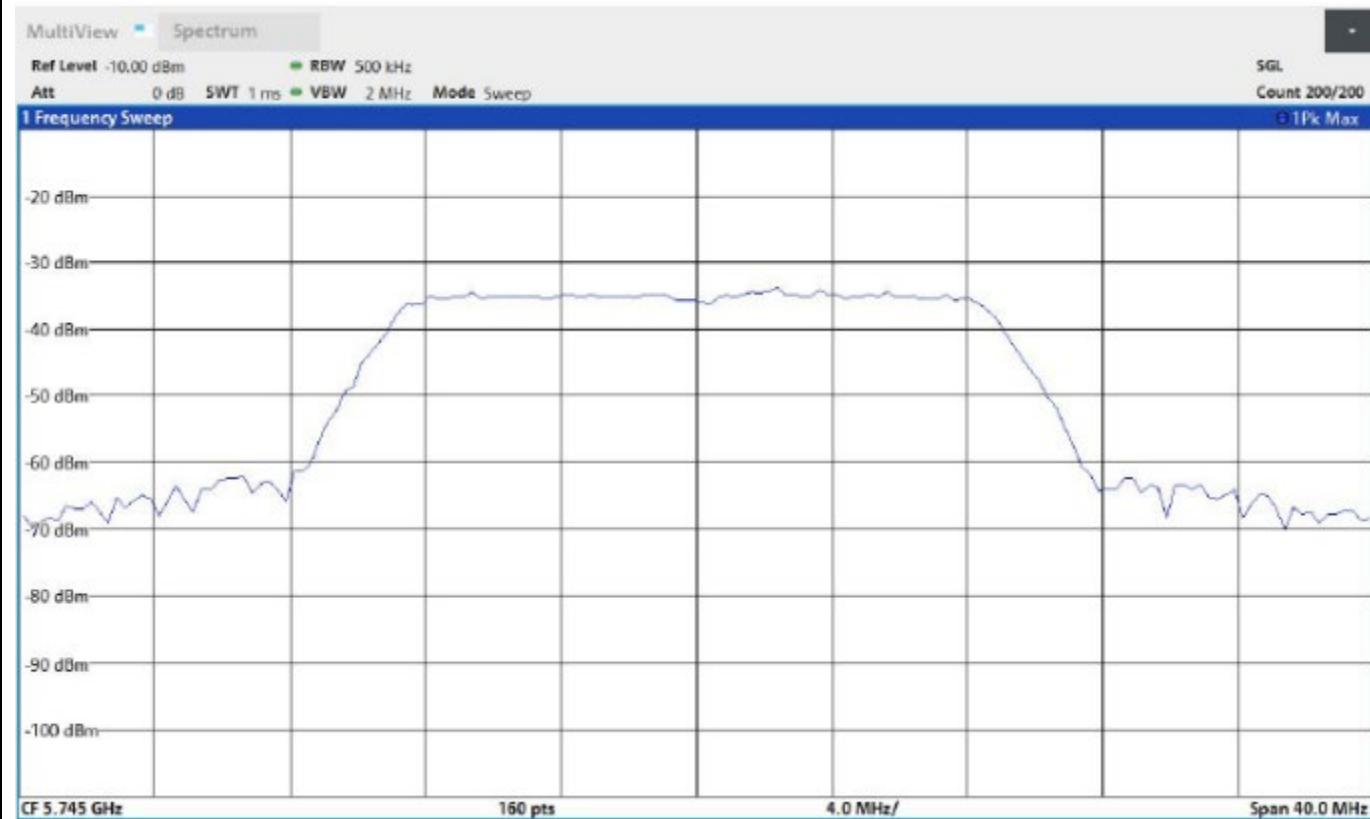
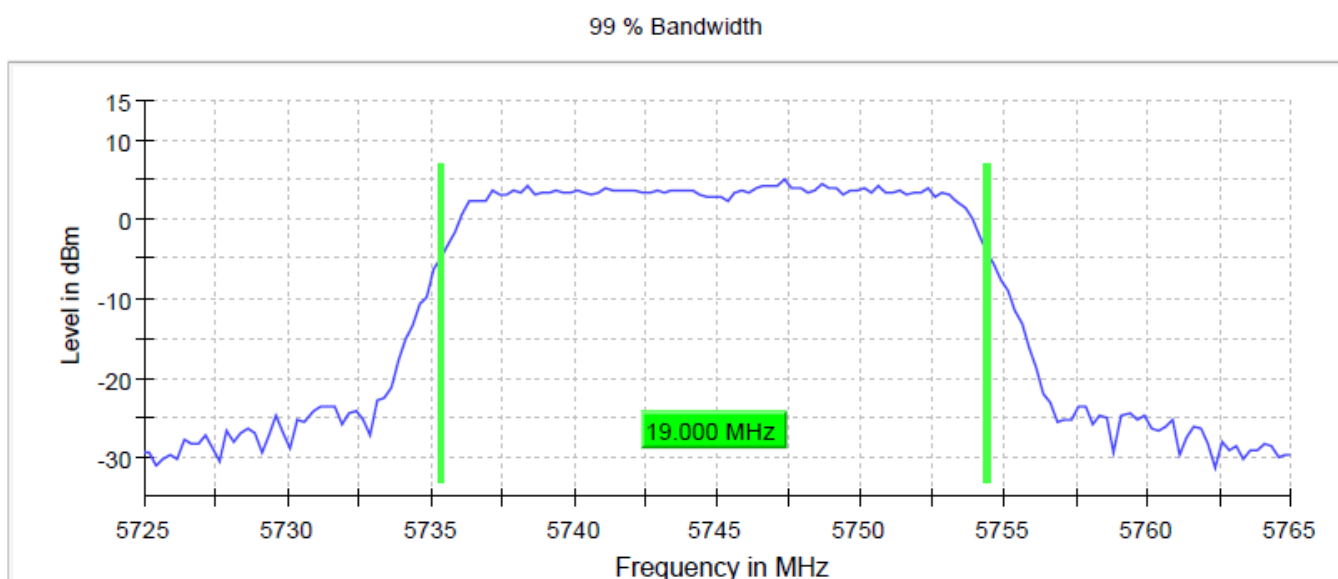


802.11n (HT20) 5745MHz MCS0





802.11ac (VHT20) 5745MHz MCS0



• Radiated Testing

Test Summary

Start: 6/16/2021	End: 9/16/2021	Temperature: 24°C	Initials: RP
		Humidity: 48%	

DUT S/N	AH21051701-CON-126#01		DUT Operating Mode		WLAN 5GHz
Comment					
Antenna	Frequency Range	Polarization	Result Over/Under Limit		Notes
Loop	9kHz-30MHz	Parallel	<input type="checkbox"/> Over	<input checked="" type="checkbox"/> Under	√
		Perpendicular	<input type="checkbox"/> Over	<input checked="" type="checkbox"/> Under	√
		Ground-Parallel	<input type="checkbox"/> Over	<input checked="" type="checkbox"/> Under	√
Log Periodic	30MHz-1GHz	Horizontal	<input type="checkbox"/> Over	<input checked="" type="checkbox"/> Under	√
		Vertical	<input type="checkbox"/> Over	<input checked="" type="checkbox"/> Under	√
Horn	1GHz-18GHz	Horizontal	<input type="checkbox"/> Over	<input checked="" type="checkbox"/> Under	√
		Vertical	<input type="checkbox"/> Over	<input checked="" type="checkbox"/> Under	√
Horn	18GHz-40GHz	Horizontal	<input type="checkbox"/> Over	<input checked="" type="checkbox"/> Under	√
		Vertical	<input type="checkbox"/> Over	<input checked="" type="checkbox"/> Under	√

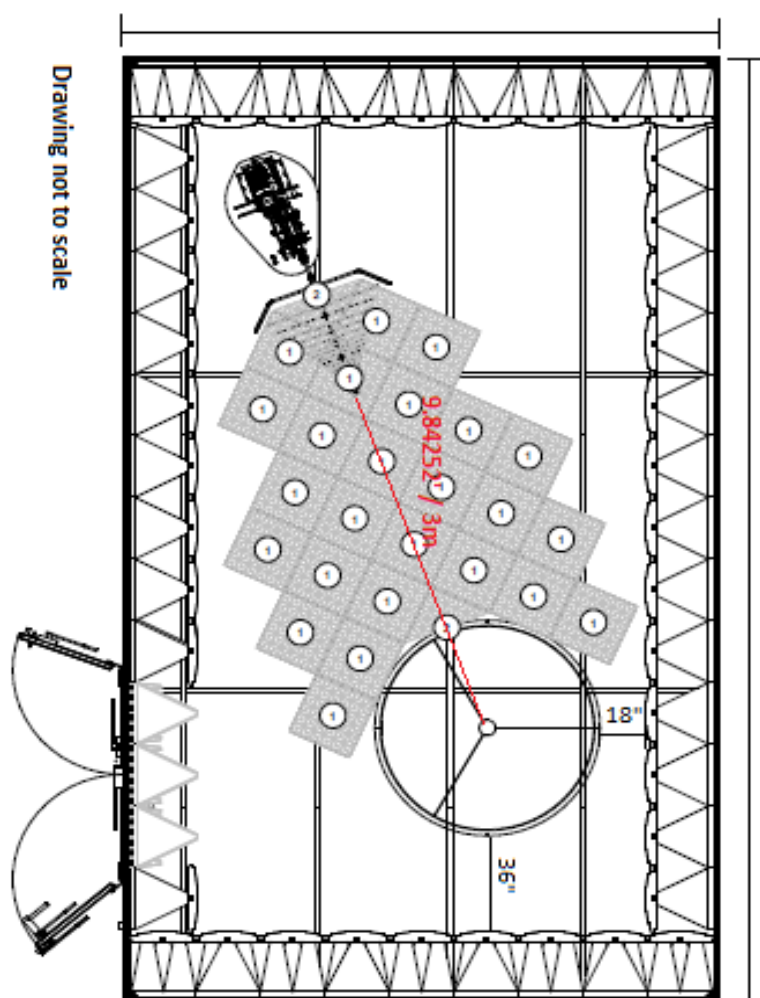
Notes: √ meets the requirements of the acceptance criteria.

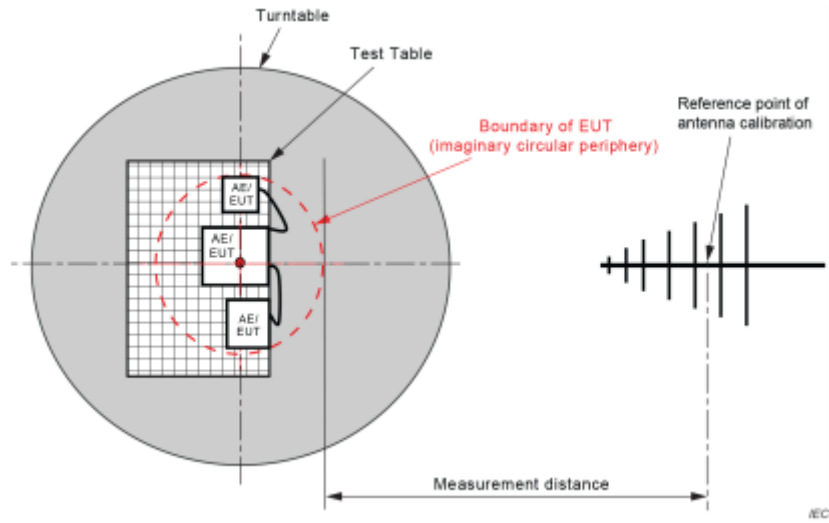
## Test Setup

Semi-Anechoic Chamber Test Site-3 meter

Chamber Location	815 N Opdyke Rd Auburn Hills, Michigan 48326
Chamber Manufacturer:	ETS-Lindgren
Chamber Type	Semi-Anechoic
Model	FACT™ 3-2.0 Plus
Chamber Dimensions (L x W x H)	18'x18'x30'
Quiet Zone Diameter	2.0 meters
Quiet Zone Test Heights	1 & 2 meters (front only)
Test Distance	3.0 meters
Test Frequency Range	1-40 GHz
Measured Performance	4.87 dB Site sVSWR
Test Completion	December 18 <sup>th</sup> , 2019

Chamber Dimensions





## Test Equipment Used

ID #	Equipment	Manufacturer	Model	Serial #	Cal Due
BVD0011	Loop Antenna 9kHz-30MHz	Rohde & Schwarz	FMZB1519B	145	3/23/2022
BVD0021	UltraLog Antenna 30-6000 MHz	Rohde & Schwarz	HL562E	101113	7/23/2022
BVD0069	Bore Sight Tower	ETS	2171B	226732	N/A
BVD0111	3 Meter Anechoic Chamber	ETS	N/A	N/A	10/16/2022
BVD0118	Antenna Mast Position Controller	ETS	7006-001	00214778/002 14648	N/A
BVD0165	Multimeter	Fluke	287	46320228	2/26/2022
BVD0184	Preamplifier 29dB 1-18GHz	Rohde & Schwarz	TS-PR18	101646	4/26/2022
BVD0185	Preamplifier 45dB 18-40GHz	Rohde & Schwarz	TS-PR1840	100064	3/2/2022
BVD0190	Preamplifier 25dB 30MHz-8GHz	Rohde & Schwarz	TS-PR8	102351	3/5/2022
BVD0218	Receiver 2Hz-44GHz	Rohde & Schwarz	ESW44	101870	9/25/2021
BVD0247	Turn Table	ETS	920250	N/A	N/A
BVD0258	Optima 12V Blue top Marine battery	Optima	D34M	N/A	N/A
BVD0267	Double Ridge Waveguide 800MHz-18GHz	Rohde & Schwarz	HF907	102832	9/9/2022
BVD0307	Optima 12V Blue top Marine battery	Optima	D34M	N/A	N/A
BVD0320	18-40GHz Horn Antenna	L3 Narda ATM	PNR 180-442-KF	136164-01	3/8/2022
BVD0323	Foam Test Table For 3 Meter Chamber	ETS-Lindgren	LDT-1.5	N/A	N/A
BVD0394	Double Shielded N-Type Cable 6.9 Meter	Rohde & Schwarz	N-Type	N/A	12/29/2022
BVD0398	Double Shielded N-Type Cable 2 Meter	Rohde & Schwarz	N-Type	N/A	12/29/2022
BVD0407	Double Shielded N-Type Cable 410mm (For PreAmp)	Rohde & Schwarz	N-Type	N/A	8/5/2022
BVD0481	Band Reject Filter 40dB from 5150 to 5880MHz	Micro-Tronics	BRM50716	G336	N/A
N/A	Support Laptop	Lenovo	E560	LW10USAU H01ABUD	N/A

### Equipment List (Software)

Equipment	Manufacturer	Model	Version No.
EMC Test Software	Nexio	BAT-EMC	3.21.0.12

### Customer Supplied Equipment

ID #	Equipment	Manufacturer	Model	Serial #	Version No.
N/A	Harness	Harman	1.7m	N/A	N/A

## Radiated Emissions

Radiated emissions were maximized by rotating the EUT and its external antenna around Horizontal and vertical Polarizations.

## Test Plots

### Uncertainty

Radiated Emissions (30MHz to 18GHz)

Test Engineer: Ryan Phillips

The test is to measure the radiated emissions of the EUT. Some error sources that can contribute to the total uncertainty:

- Uncertainty of the receiver
- Uncertainty of the antenna
- Uncertainty of cables
- Uncertainty due to the mismatches
- NSA Calibration
- Etc., details see the below table

### 30MHz to 1GHZ

Source of Uncertainty	Value (dB)	Probability Distribution	Division	Sensitivity Coefficient	Expanded Uncertainty
Receiver Reading	0.12	Rectangular	1.732	1	0.069284
Cable Insertion Loss	0.21	Normal	2	1	0.105
Filter Insertion Loss	0.25	Normal	2	1	0.125
Antenna Factor	0.65	Normal	2	1	0.325
Receiver CW accuracy	0.5	Rectangular	1.732	1	0.2886836
Pulse Amplitude Response	1.5	Rectangular	1.732	1	0.8660508 1
PRF Response	1.5	Rectangular	1.732	1	0.8660508 1
Mismatch Filter – Receiver	0.25	U-Shape	2.449	1	0.1768033
NSA Calibration	4.0	Triangular	1.414	1	1.633332
ETS Foam Table (LDT-1.5)	1.8	Rectangular	1.732	1	1.039261
Combined Standard Uncertainty (square root of the sum of the squares)					2.113781
<b>Expanded Uncertainty (K=2)</b>					<b>4.227562</b>

The total derived measurement uncertainty is +/- 4.228 dB

1GHz to 40GHz

Source of Uncertainty	Value (dB)	Probability Distribution	Division	Sensitivity Coefficient	Expanded Uncertainty
Receiver Reading	0.12	Rectangular	1.732	1	0.069284
Cable Insertion Loss	0.21	Normal	2	1	0.105000
Filter Insertion Loss	0.25	Normal	2	1	0.125000
Antenna Factor	0.65	Normal	2	1	0.325000
Receiver CW accuracy	0.5	Rectangular	1.732	1	0.2886836
Pulse Amplitude Response	1.5	Rectangular	1.732	1	0.866051
PRF Response	1.5	Rectangular	1.732	1	0.866051
Mismatch Filter – Receiver	0.25	U-Shape	1.414	1	0.176803
VSWR Calibration	2.0	Triangular	2.449	1	0.816659
ETS Foam Table (LDT-1.5)	1.8	Rectangular	1.732	1	1.039261
Combined Standard Uncertainty (square root of the sum of the squares)					1.869213
<b>Expanded Uncertainty (K=2)</b>					<b>3.738426</b>

The total derived measurement uncertainty is +/- 3.738 dB.

Remarks:

1. Raw Peak Level (dBuV/m) = Level Peak Reading – Correction Factor
2. Correction Factor (dB) = Antenna Factor + Cable Loss – Preamplifier Gain
3. Margin = Level – Limit



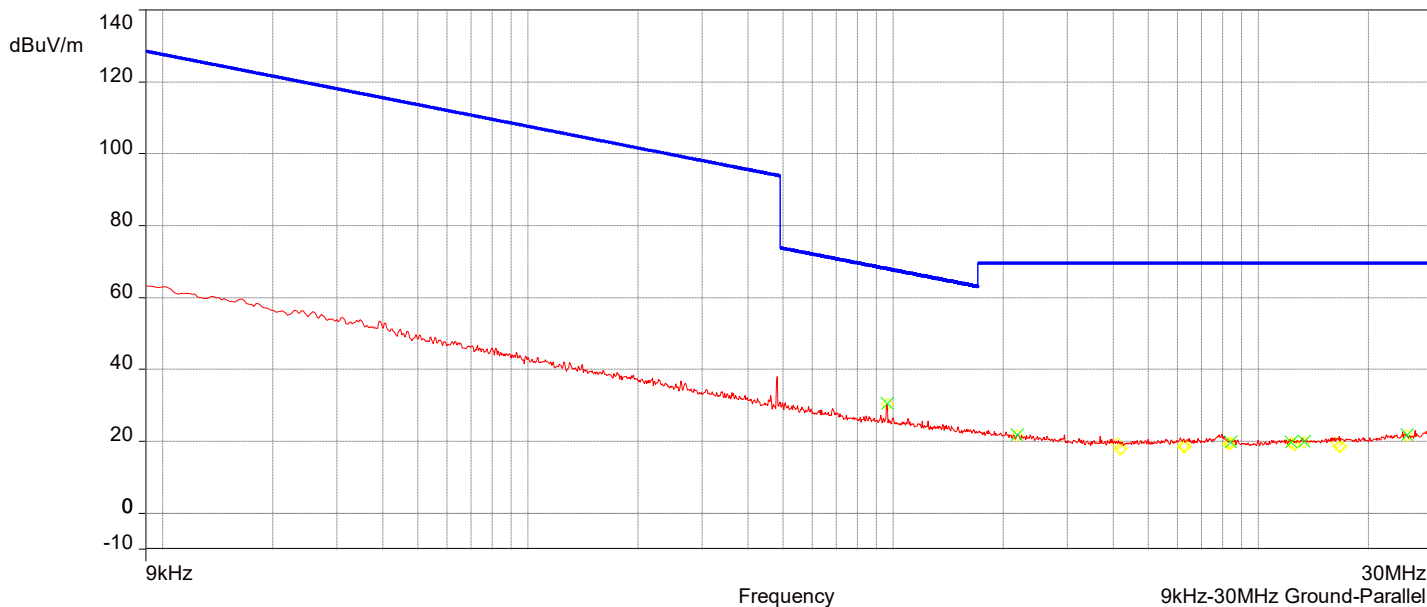
UNII-1

AH21051701-CON-126#001\_802.11a UNII-1 CH40\_9kHz-30MHz\_Ground-Parallel

6/16/2021 9:06:15 AM

No	Frequency (MHz)	Level Q-Peak Reading (dB $\mu$ V/m)	Correction Factor (dB)	Limit dB $\mu$ V/m	Margin (dB)	Height (m)	Angle (°)	Judgement
1.	962.25kHz	30.44	19.12	67.94	-37.50	1.00	59.90	Passed
2.	2.18325MHz	21.66	19.10	69.54	-47.88	1.00	0.10	Passed
3.	25.53875MHz	21.64	20.69	69.54	-47.90	1.00	299.90	Passed
4.	13.37MHz	19.84	19.61	69.54	-49.70	1.00	299.90	Passed
5.	12.29275MHz	19.65	19.57	69.54	-49.89	1.00	29.90	Passed
6.	8.41425MHz	19.63	19.14	69.54	-49.92	1.00	209.90	Passed

Overall Graphs:

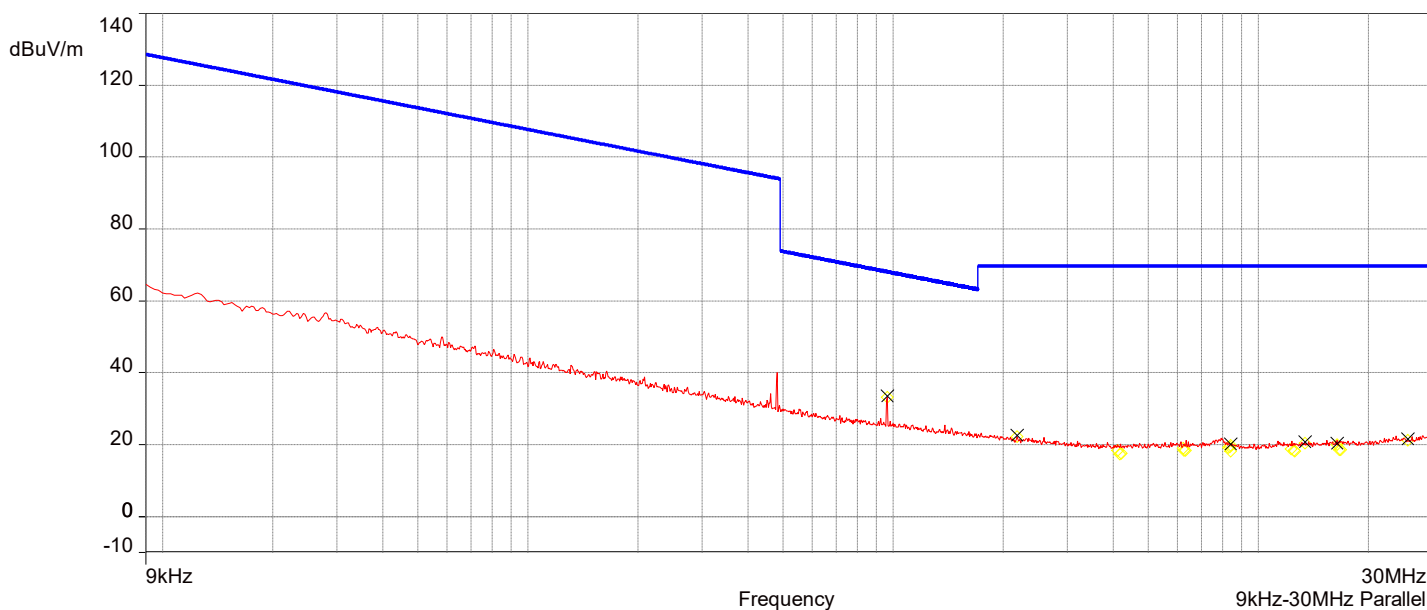


AH21051701-CON-126#001\_802.11a UNII-1 CH40\_9kHz-30MHz\_Parallel

6/16/2021 9:16:46 AM

No	Frequency (MHz)	Level Q-Peak Reading (dB $\mu$ V/m)	Correction Factor (dB)	Limit dB $\mu$ V/m	Margin (dB)	Height (m)	Angle (°)	Judgement
1.	962.25kHz	33.12	19.12	67.94	-34.82	1.00	60.10	Passed
2.	2.188MHz	22.29	19.10	69.54	-47.26	1.00	240.10	Passed
3.	25.64225MHz	21.29	20.70	69.54	-48.26	1.00	60.10	Passed
4.	13.40575MHz	20.42	19.62	69.54	-49.12	1.00	120.10	Passed
5.	16.42125MHz	19.96	19.70	69.54	-49.59	1.00	30.20	Passed
6.	8.38525MHz	19.84	19.14	69.54	-49.70	1.00	150.10	Passed

Overall Graphs:

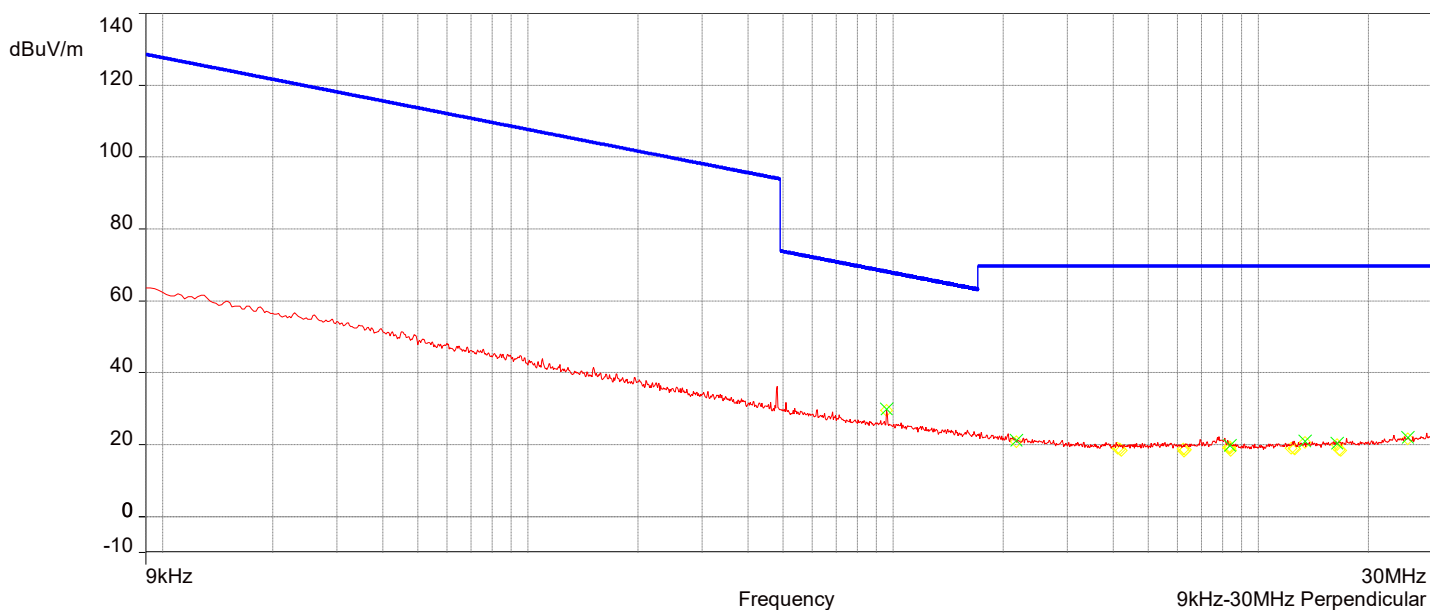


AH21051701-CON-126#001\_802.11a UNII-1 CH40\_9kHz-30MHz\_Perpendicular

6/16/2021 8:56:53 AM

No	Frequency (MHz)	Level Q-Peak Reading (dB $\mu$ V/m)	Correction Factor (dB)	Limit dB $\mu$ V/m	Margin (dB)	Height (m)	Angle (°)	Judgement
1.	961.75kHz	29.48	19.12	67.94	-38.47	1.00	329.90	Passed
2.	25.63375MHz	21.64	20.70	69.54	-47.90	1.00	90.00	Passed
3.	2.175MHz	20.87	19.10	69.54	-48.67	1.00	210.10	Passed
4.	13.40025MHz	20.53	19.62	69.54	-49.01	1.00	329.90	Passed
5.	16.4225MHz	19.99	19.70	69.54	-49.55	1.00	120.10	Passed
6.	8.377MHz	19.44	19.14	69.54	-50.10	1.00	300.10	Passed

Overall Graphs:

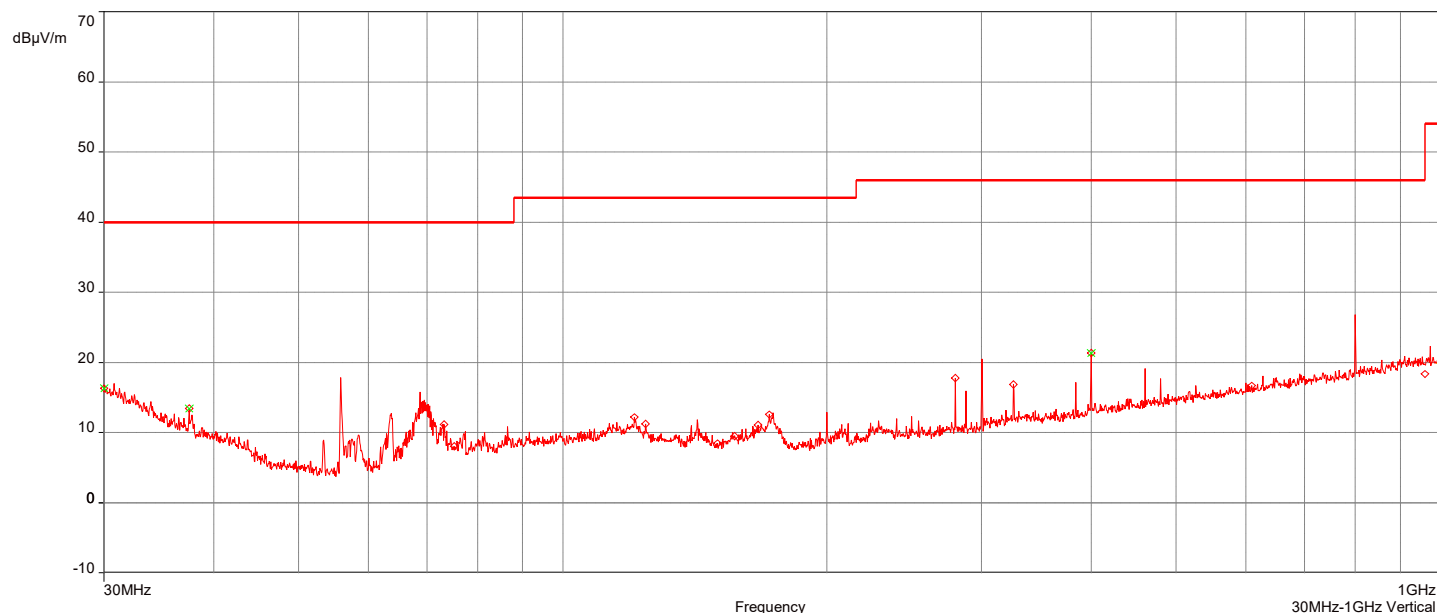


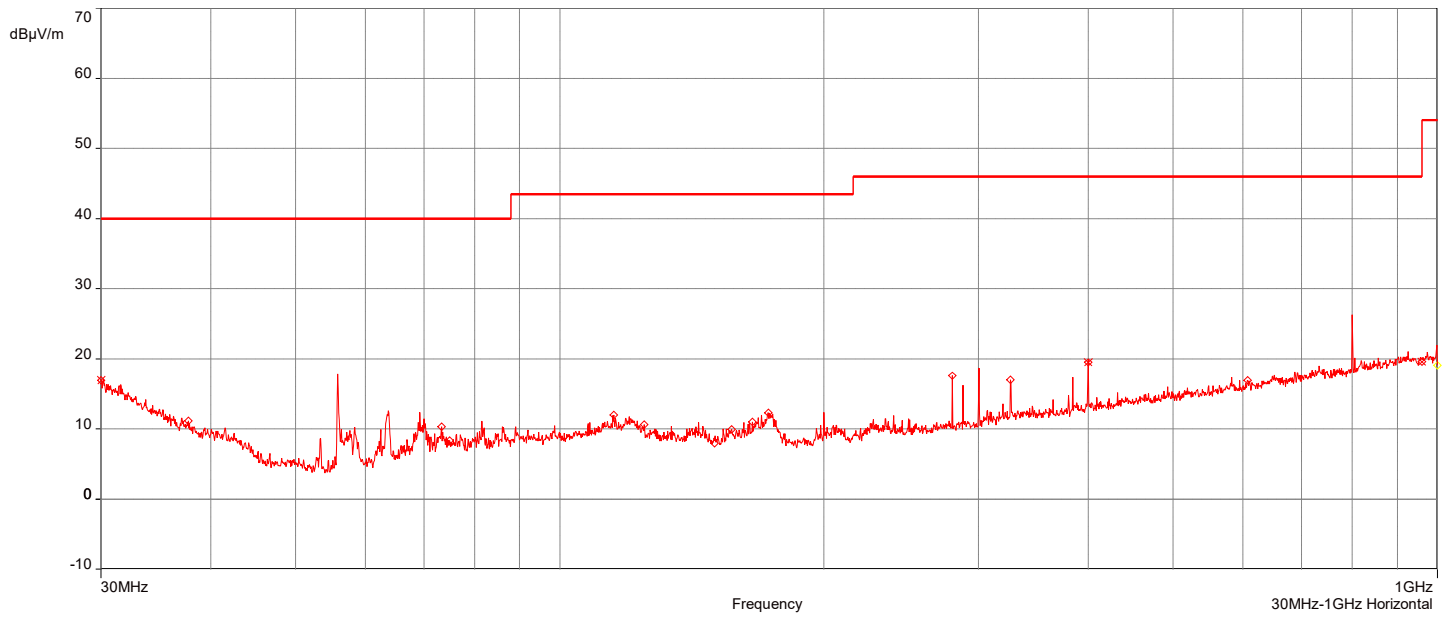
AH21051701-CON-126#001\_802.11a UNII-1 CH36\_30MHz-1GHz

6/17/2021 6:30:29 AM

No	Frequency (MHz)	Level Q-Peak Reading (dB $\mu$ V/m)	Correction Factor (dB)	Limit dB $\mu$ V/m	Margin (dB)	Height (m)	Angle (°)	Polarization	Judgement
1.	30MHz	16.35	-8.56	29.50	-13.15	4.00	29.90	Vertical	Passed
2.	37.5MHz	13.42	-11.83	40.00	-26.58	3.50	150.20	Vertical	Passed
3.	399.93MHz	21.35	-13.20	46.00	-24.65	3.00	239.90	Vertical	Passed
4.	30MHz	16.95	-8.56	29.50	-12.55	2.00	239.90	Horizontal	Passed
5.	399.9MHz	19.54	-13.20	46.00	-26.46	4.00	209.90	Horizontal	Passed
6.	960MHz	19.56	-4.95	46.00	-26.44	4.00	29.90	Horizontal	Passed

Overall Graphs:



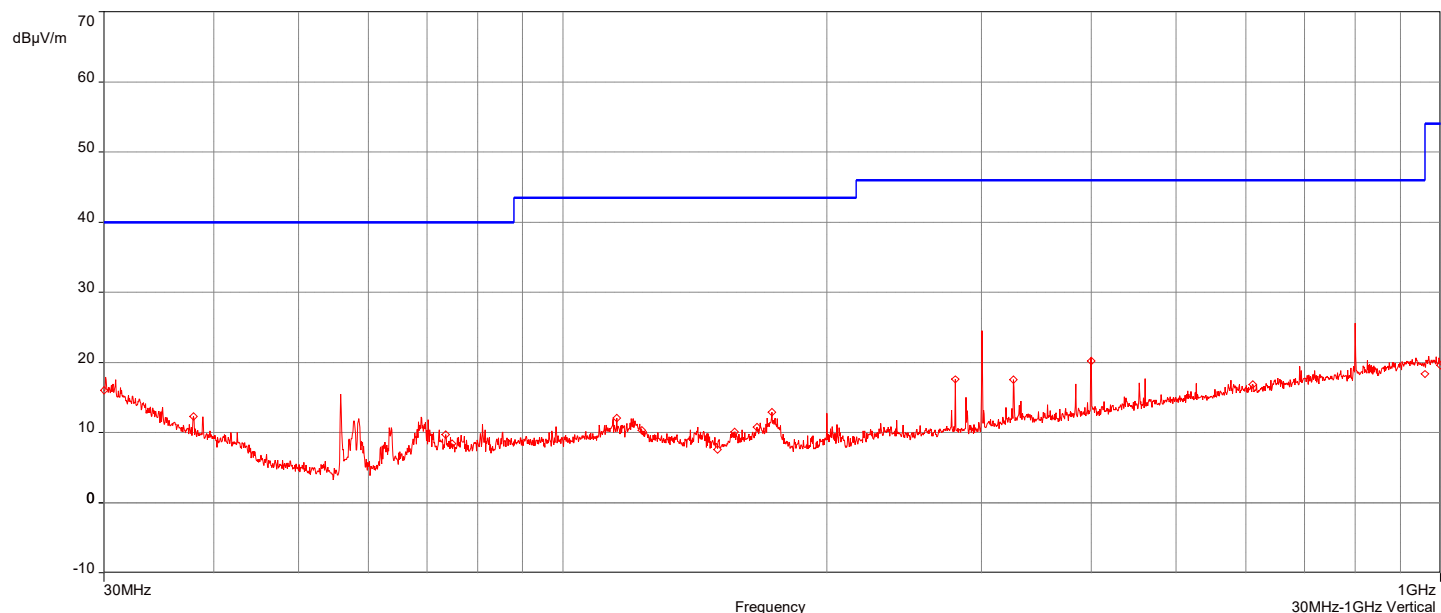


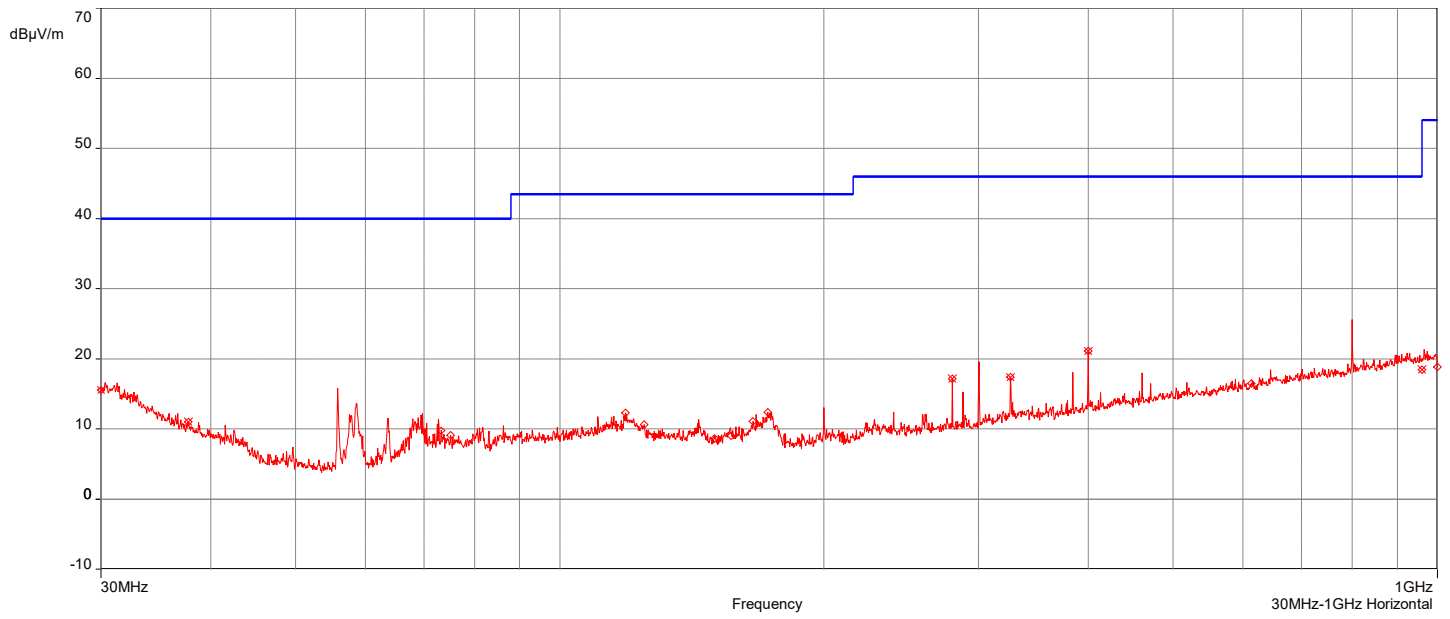
AH21051701-CON-126#001\_802.11a UNII-1 CH40\_30MHz-1GHz

6/17/2021 7:16:26 AM

No	Frequency (MHz)	Level Q-Peak Reading (dB $\mu$ V/m)	Correction Factor (dB)	Limit dB $\mu$ V/m	Margin (dB)	Height (m)	Angle (°)	Polarization	Judgement
1.	30MHz	15.58	-8.56	29.50	-13.92	2.00	29.90	Horizontal	Passed
2.	37.74MHz	10.97	-11.95	40.00	-29.03	3.50	0.10	Horizontal	Passed
3.	280.02MHz	17.17	-16.01	46.00	-28.83	1.50	30.10	Horizontal	Passed
4.	326.4MHz	17.41	-14.71	46.00	-28.59	1.00	119.90	Horizontal	Passed
5.	399.93MHz	21.13	-13.20	46.00	-24.87	1.00	299.90	Horizontal	Passed
6.	960MHz	18.42	-4.95	46.00	-27.58	1.00	179.90	Horizontal	Passed

Overall Graphs:



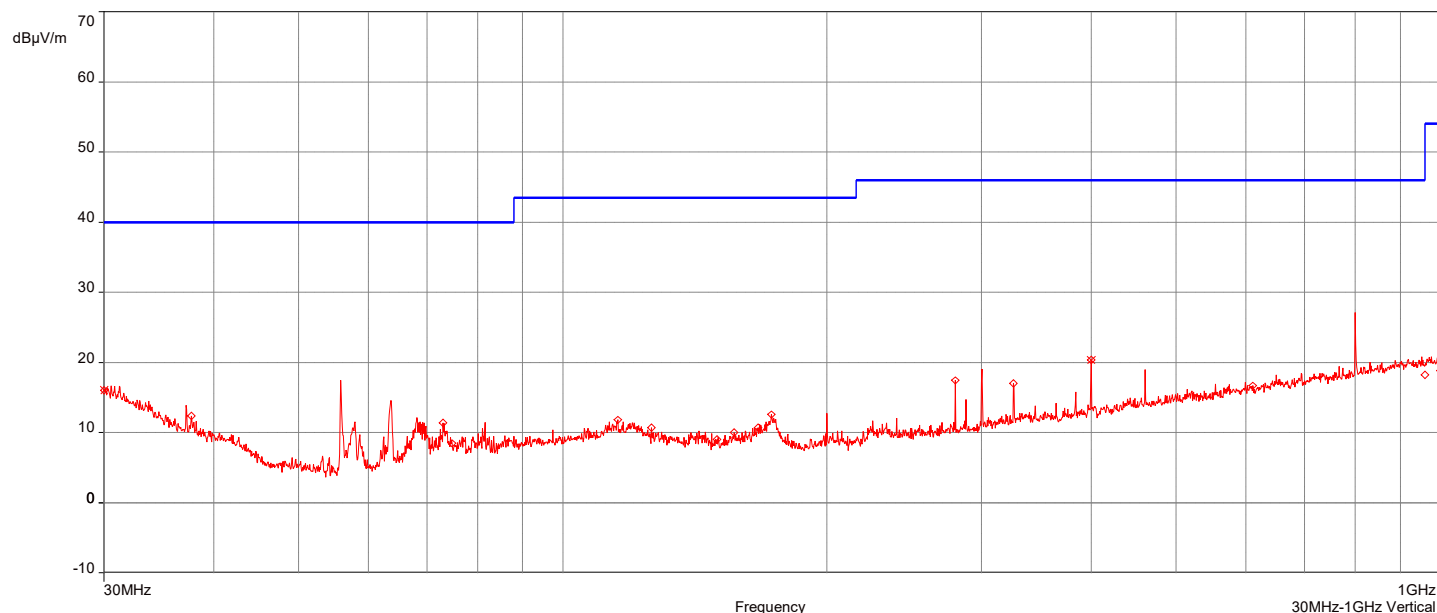


AH21051701-CON-126#001\_802.11a UNII-1 CH48\_30MHz-1GHz

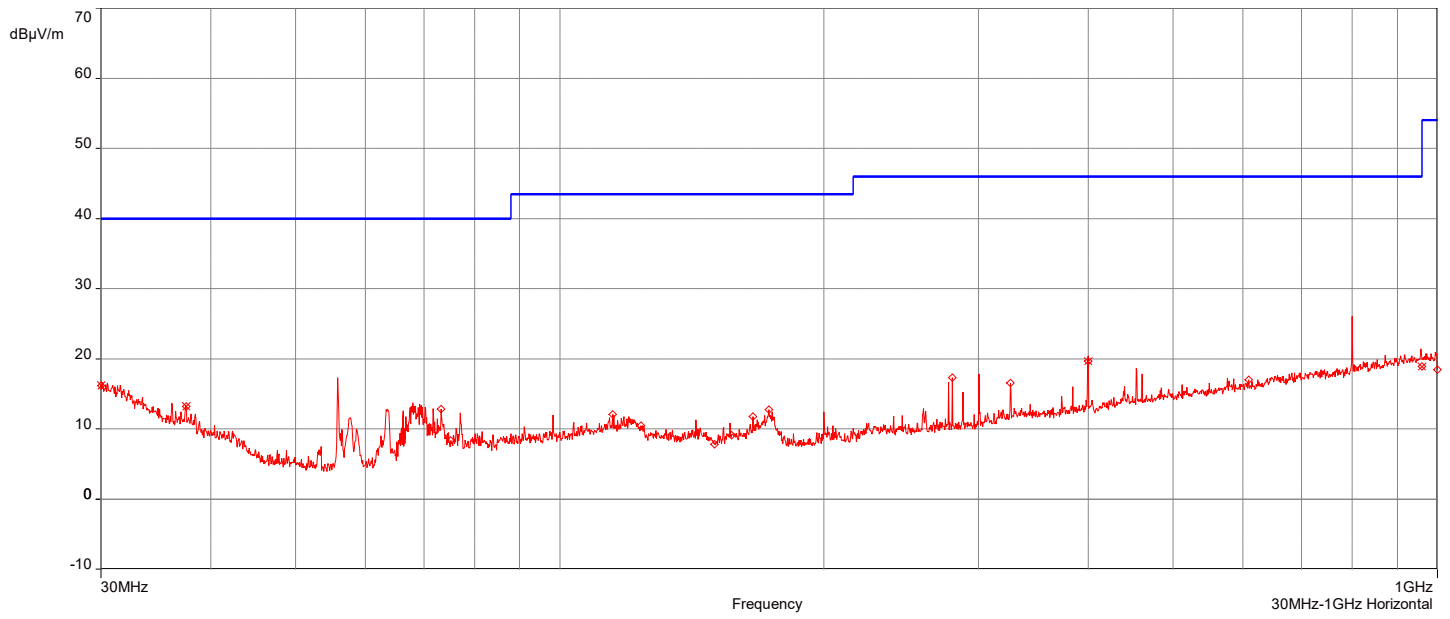
6/17/2021 8:06:43 AM

No	Frequency (MHz)	Level Q-Peak Reading (dB $\mu$ V/m)	Correction Factor (dB)	Limit dB $\mu$ V/m	Margin (dB)	Height (m)	Angle (°)	Polarization	Judgement
1.	30MHz	16.03	-8.56	29.50	-13.47	3.50	270.10	Vertical	Passed
2.	399.99MHz	20.33	-13.19	46.00	-25.67	3.00	239.90	Vertical	Passed
3.	30MHz	16.19	-8.56	29.50	-13.31	1.00	299.90	Horizontal	Passed
4.	37.5MHz	13.16	-11.83	40.00	-26.84	4.00	119.90	Horizontal	Passed
5.	399.9MHz	19.69	-13.20	46.00	-26.31	3.00	239.90	Horizontal	Passed
6.	960MHz	18.90	-4.95	46.00	-27.10	3.00	299.90	Horizontal	Passed

Overall Graphs:







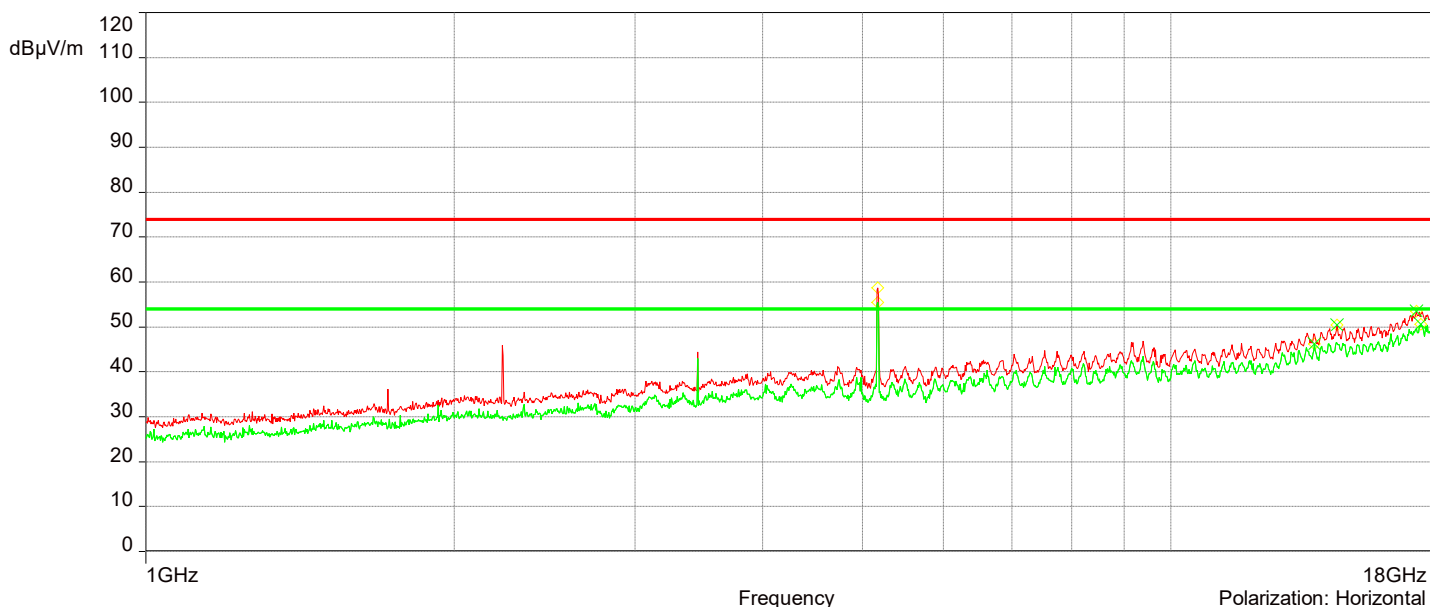
AH21051701-CON-126#001\_802.11a UNII-1 CH36\_1-18GHz

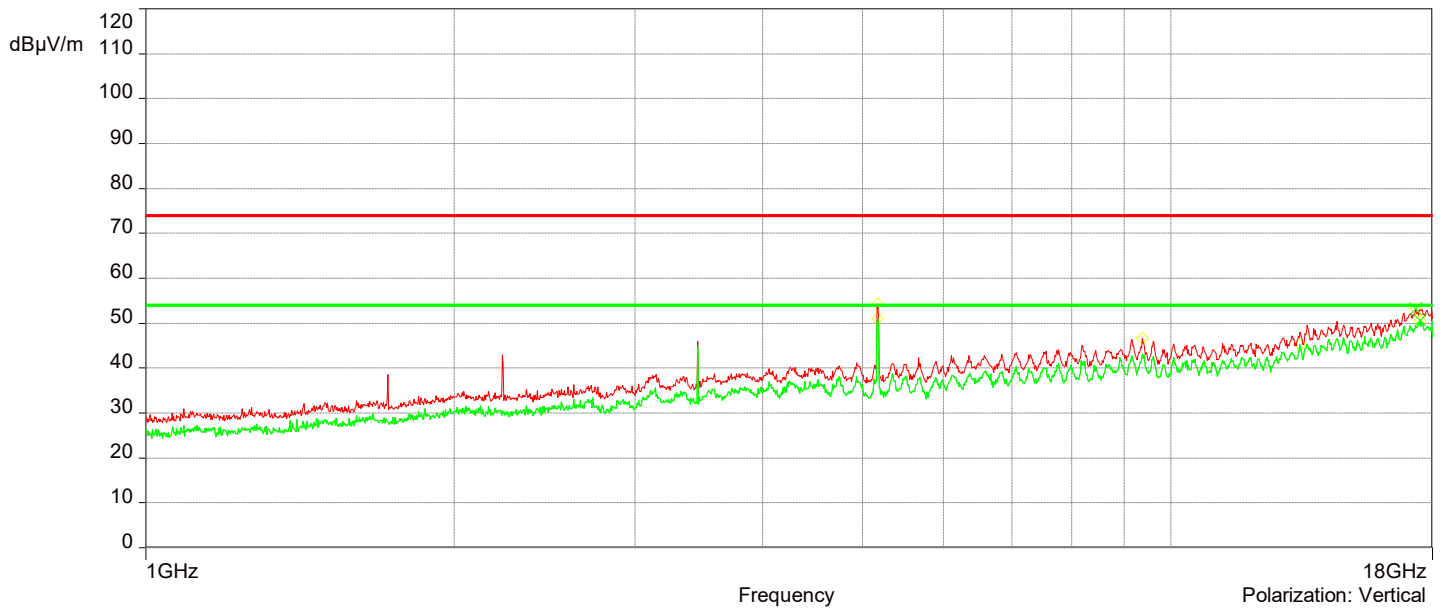
7/1/2021 10:42:18 AM

No	Frequency (MHz)	Level Peak Reading (dB $\mu$ V/m)	Correction Factor (dB)	Limit dB $\mu$ V/m	Margin (dB)	Height (m)	Angle (°)	Polarization	Judgment
1	17.33648GHz	53.17	18.41	74.00	-20.83	3.44	329.90	Vertical	Passed
2	14.525898GHz	50.46	14.75	74.00	-23.54	1.77	150.20	Horizontal	Passed
3	17.356481GHz	53.55	18.50	74.00	-20.45	2.70	120.00	Horizontal	Passed

No	Frequency (MHz)	Level Average Reading (dB $\mu$ V/m)	Correction Factor (dB)	Limit dB $\mu$ V/m	Margin (dB)	Height (m)	Angle (°)	Polarization	Judgment
1	17.501485GHz	50.59	18.80	54.00	-3.41	2.12	90.10	Vertical	Passed
2	13.805877GHz	46.19	13.21	54.00	-7.81	2.60	150.20	Horizontal	Passed
3	17.532486GHz	50.61	18.86	54.00	-3.39	2.20	300.10	Horizontal	Passed

Overall Graphs:





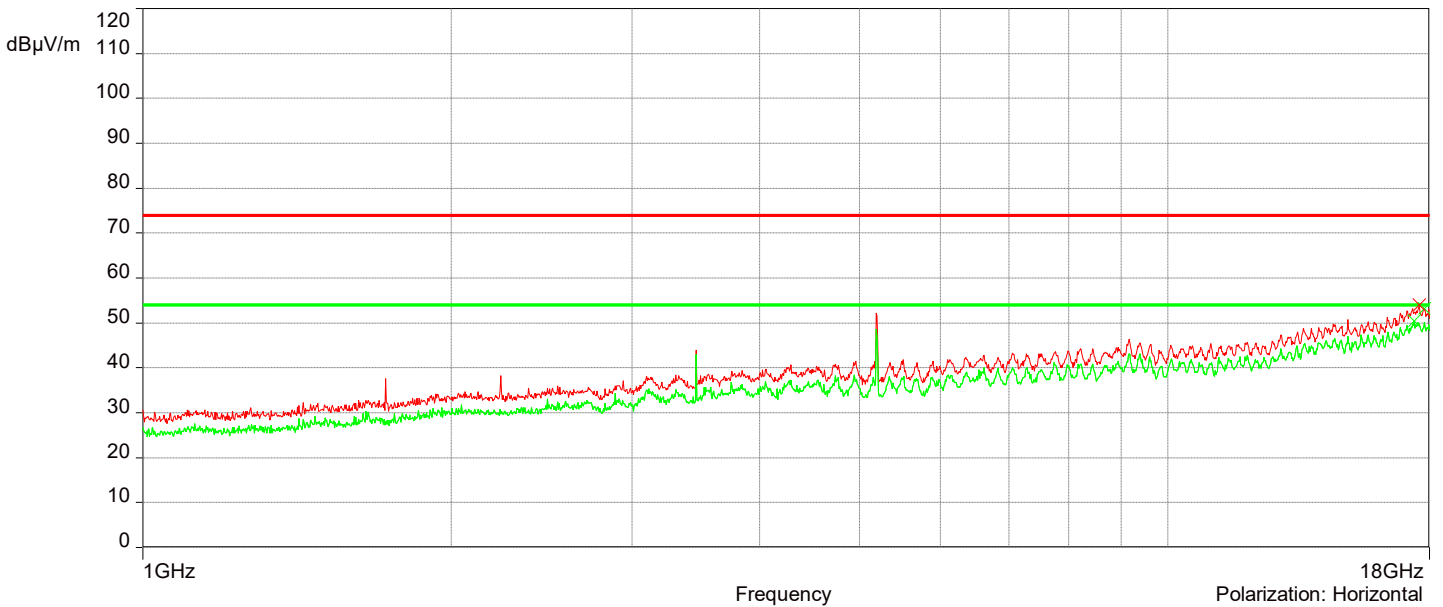
AH21051701-CON-126#001\_802.11a UNII-1 CH40\_1-18GHz

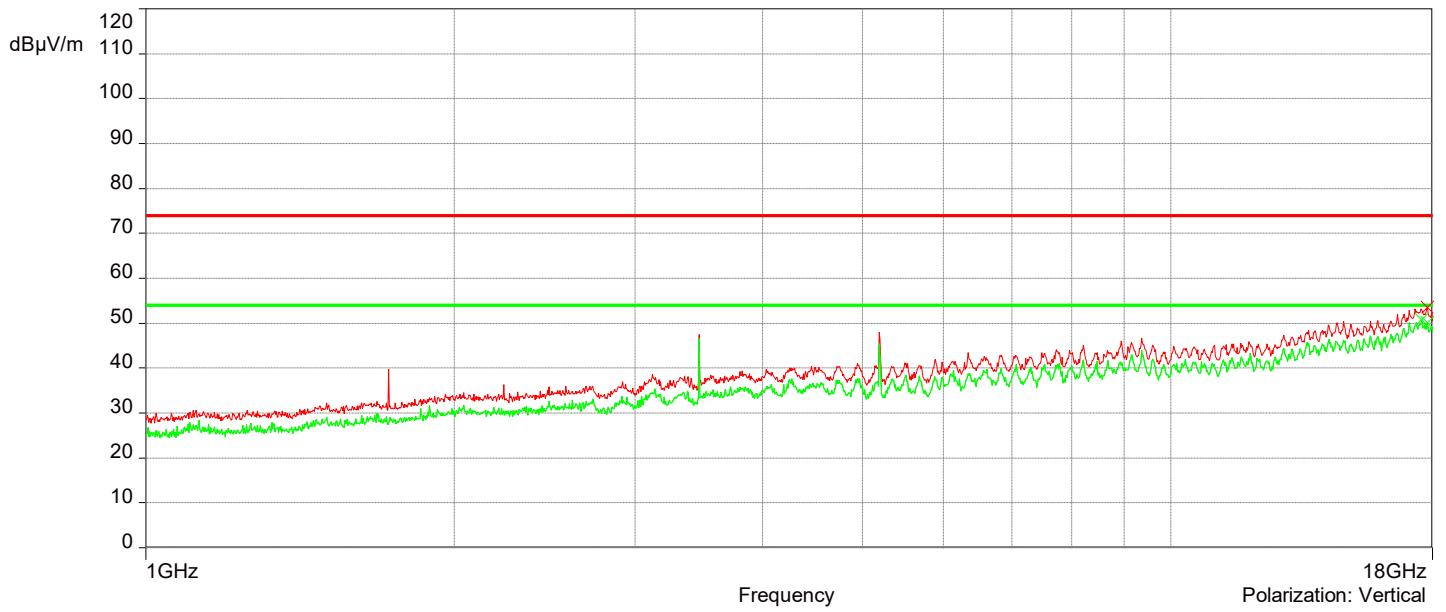
7/1/2021 10:58:14 AM

No	Frequency (MHz)	Level Peak Reading (dB $\mu$ V/m)	Correction Factor (dB)	Limit dB $\mu$ V/m	Margin (dB)	Height (m)	Angle (°)	Polarization	Judgment
1.	17.790994GHz	53.47	18.88	74.00	-20.53	1.00	209.90	Vertical	Passed
2.	17.583988GHz	54.04	18.86	74.00	-19.96	2.60	59.90	Horizontal	Passed
3.	17.805994GHz	53.18	18.89	74.00	-20.82	1.71	0	Horizontal	Passed

No	Frequency (MHz)	Level Average Reading (dB $\mu$ V/m)	Correction Factor (dB)	Limit dB $\mu$ V/m	Margin (dB)	Height (m)	Angle (°)	Polarization	Judgment
1.	17.578488GHz	50.83	18.86	54.00	-3.17	1.23	149.90	Vertical	Passed
2.	17.790994GHz	50.07	18.88	54.00	-3.93	1.00	209.90	Vertical	Passed
3.	17.391982GHz	50.48	18.67	54.00	-3.52	1.78	179.90	Horizontal	Passed

Overall Graphs:





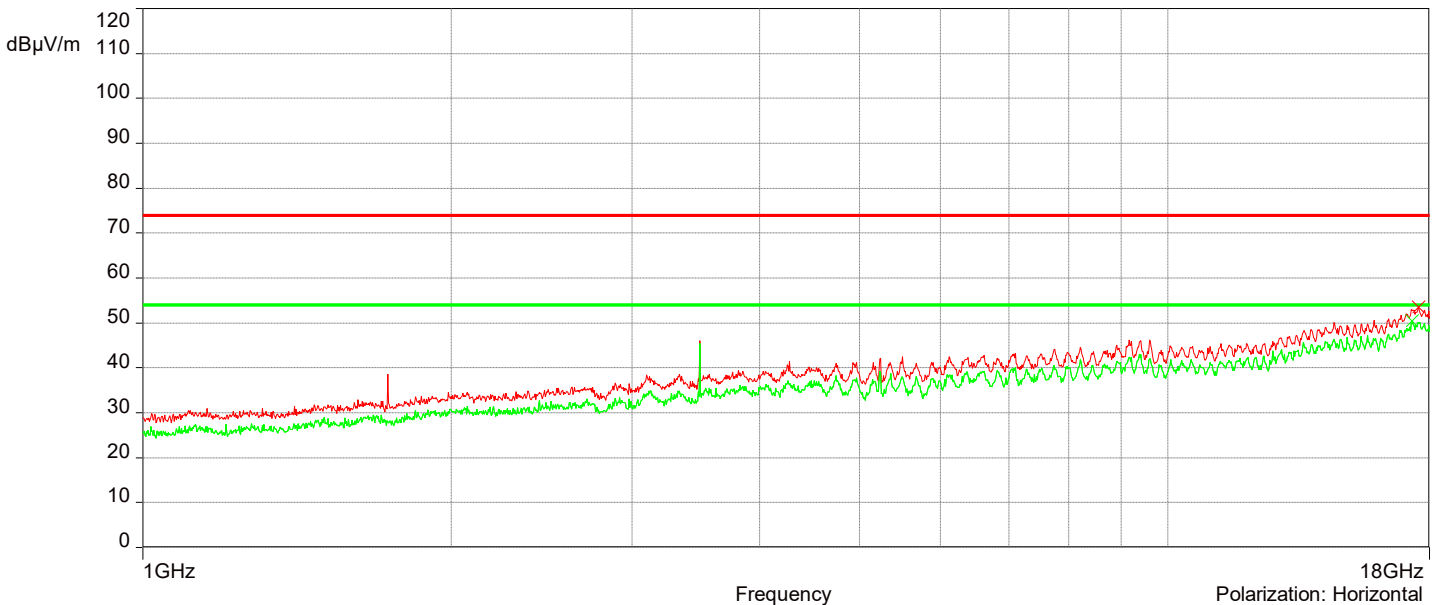
AH21051701-CON-126#001\_802.11a UNII-1 CH48\_1-18GHz

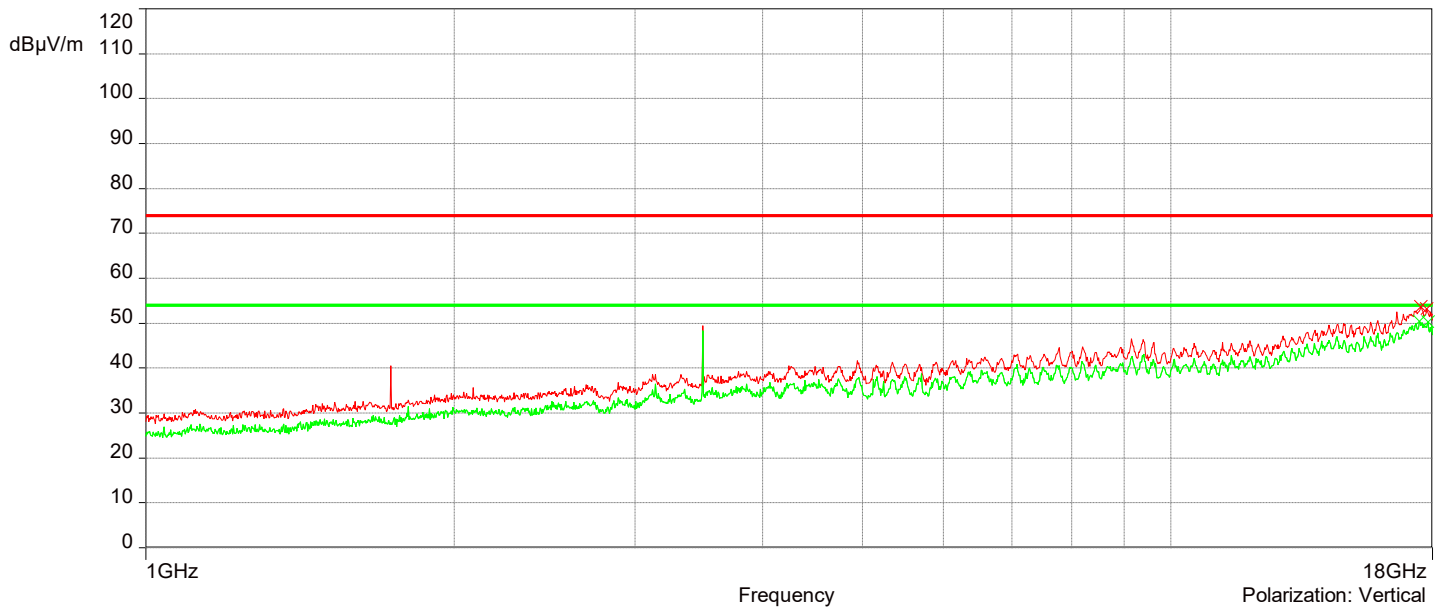
7/1/2021 11:14:09 AM

No	Frequency (MHz)	Level Peak Reading (dB $\mu$ V/m)	Correction Factor (dB)	Limit dB $\mu$ V/m	Margin (dB)	Height (m)	Angle (°)	Polarization	Judgment
1.	17.547487GHz	53.71	18.89	74.00	-20.29	3.76	240.10	Vertical	Passed
2.	17.780994GHz	53.24	18.87	74.00	-20.76	2.13	210.10	Vertical	Passed
3.	17.550987GHz	53.50	18.90	74.00	-20.50	1.84	90.00	Horizontal	Passed

No	Frequency (MHz)	Level Average Reading (dB $\mu$ V/m)	Correction Factor (dB)	Limit dB $\mu$ V/m	Margin (dB)	Height (m)	Angle (°)	Polarization	Judgment
1.	17.466984GHz	50.42	18.81	54.00	-3.58	4.00	150.00	Vertical	Passed
2.	17.835495GHz	50.27	18.90	54.00	-3.73	3.91	30.10	Vertical	Passed
3.	17.30348GHz	50.42	18.27	54.00	-3.58	1.00	329.90	Horizontal	Passed

Overall Graphs:





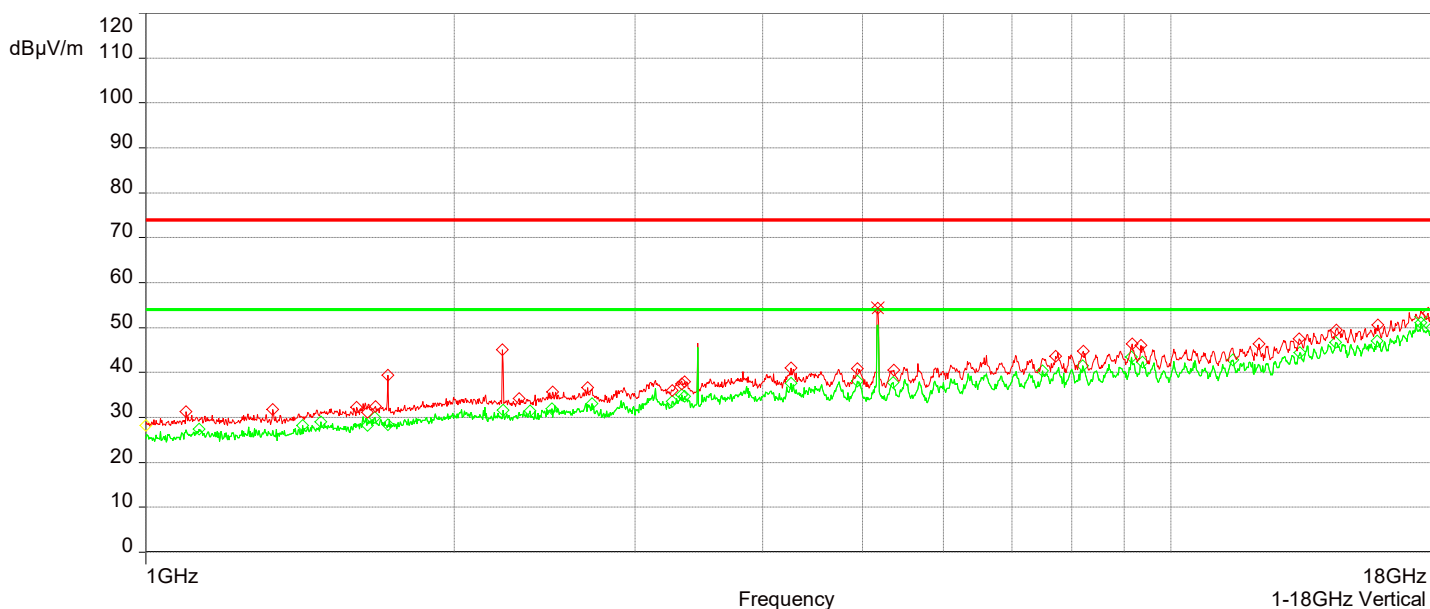
AH21051701-CON-126#001\_802.11n UNII-1 CH36\_1-18GHz

7/1/2021 8:42:14 AM

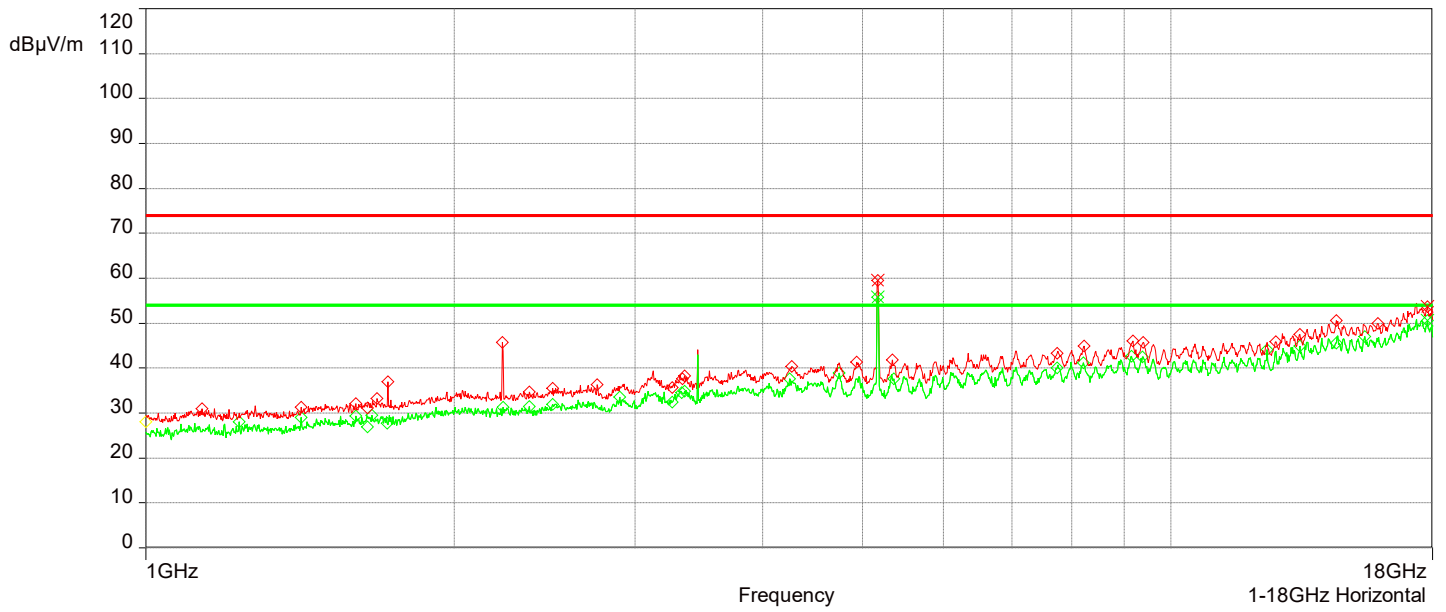
No	Frequency (MHz)	Level Peak Reading (dB $\mu$ V/m)	Correction Factor (dB)	Limit dB $\mu$ V/m	Margin (dB)	Height (m)	Angle (°)	Polarization	Judgment
1.	5.1751228GHz	59.45	3.97	74.00	-14.55	1.00	240.10	Horizontal	Passed
2.	5.1736228GHz	54.38	3.97	74.00	-19.62	3.38	90.00	Vertical	Passed
3.	17.806994GHz	53.73	18.89	74.00	-20.27	3.07	180.10	Horizontal	Passed

No	Frequency (MHz)	Level Average Reading (dB $\mu$ V/m)	Correction Factor (dB)	Limit dB $\mu$ V/m	Margin (dB)	Height (m)	Angle (°)	Polarization	Judgment
1.	17.783994GHz	50.53	18.88	54.00	-3.47	4.00	60.10	Horizontal	Passed
2.	17.531486GHz	51.05	18.86	54.00	-2.95	3.76	180.10	Vertical	Passed

Overall Graphs:







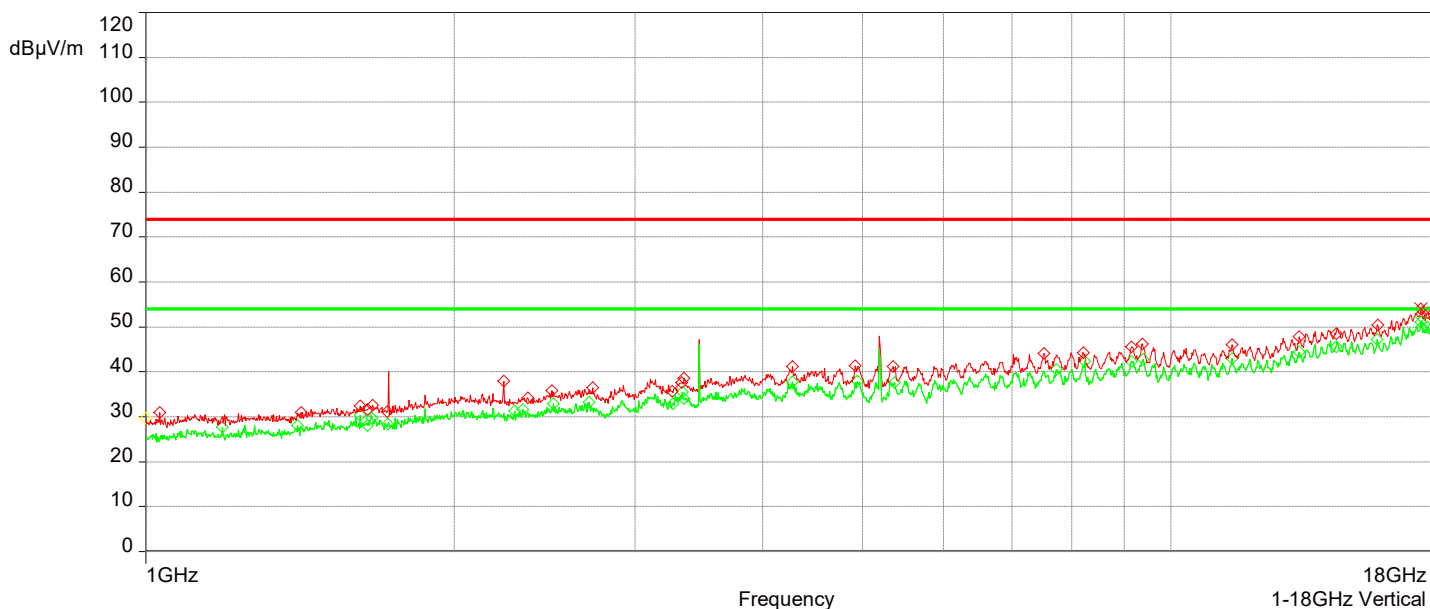
AH21051701-CON-126#001\_802.11n UNII-1 CH40\_1-18GHz

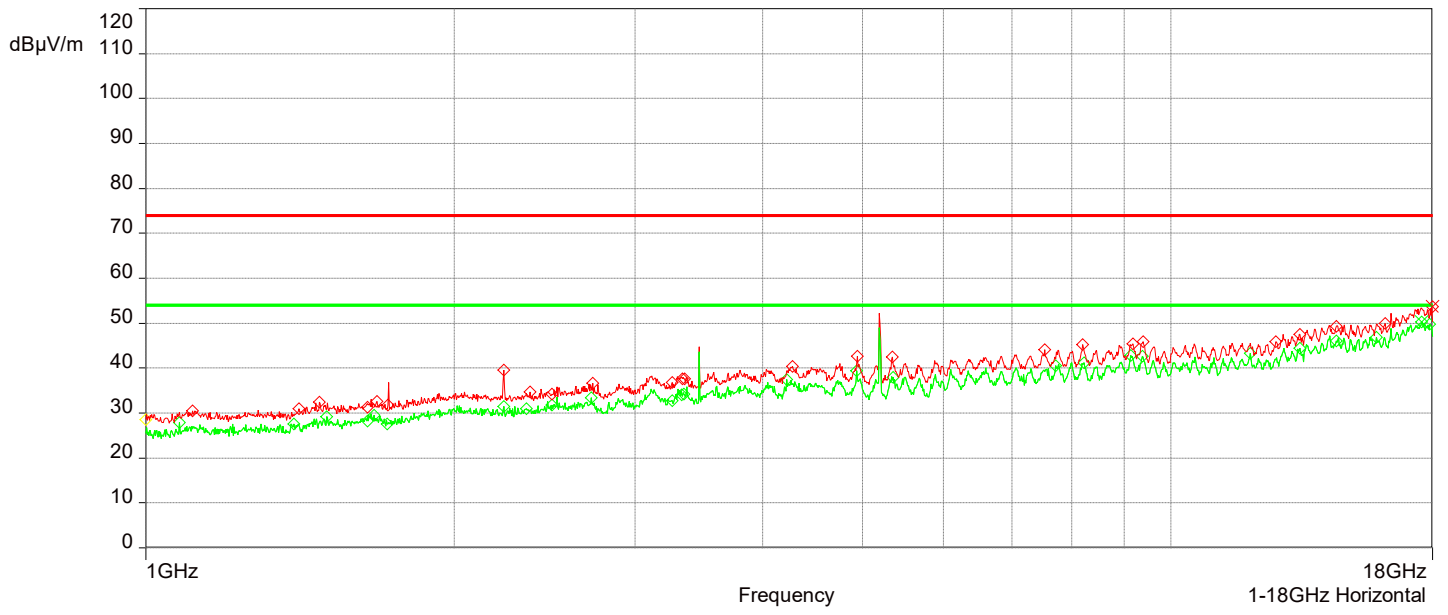
7/1/2021 9:01:39 AM

No	Frequency (MHz)	Level Peak Reading (dB $\mu$ V/m)	Correction Factor (dB)	Limit dB $\mu$ V/m	Margin (dB)	Height (m)	Angle (°)	Polarization	Judgment
1.	17.528486GHz	54.02	18.85	74.00	-19.98	3.47	119.90	Vertical	Passed
2.	17.999GHz	53.66	19.19	74.00	-20.34	3.12	329.90	Horizontal	Passed
3.	17.818995GHz	53.16	18.89	74.00	-20.84	4.00	179.90	Vertical	Passed

No	Frequency (MHz)	Level Average Reading (dB $\mu$ V/m)	Correction Factor (dB)	Limit dB $\mu$ V/m	Margin (dB)	Height (m)	Angle (°)	Polarization	Judgment
1.	17.784494GHz	49.88	18.88	54.00	-4.12	2.95	239.90	Vertical	Passed
2.	17.573487GHz	50.30	18.87	54.00	-3.70	1.56	29.90	Horizontal	Passed
3.	17.544487GHz	51.02	18.88	54.00	-2.98	1.00	269.90	Vertical	Passed

Overall Graphs:





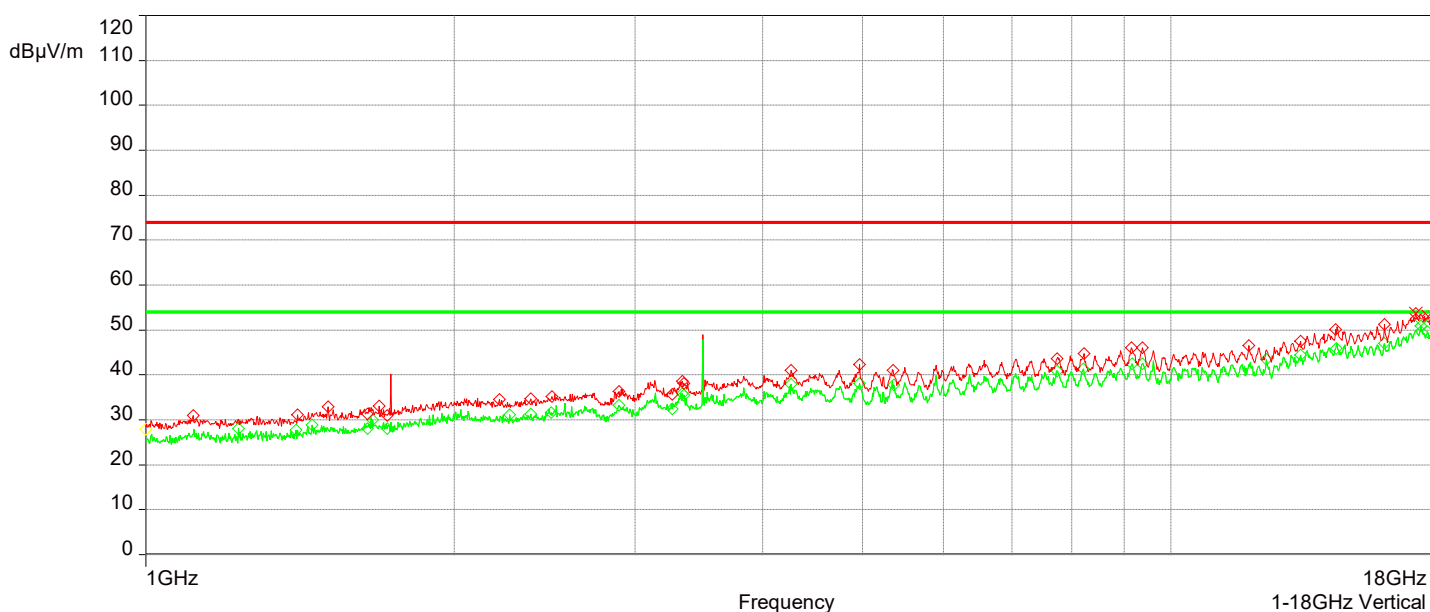
AH21051701-CON-126#001\_802.11n UNII-1 CH48\_1-18GHz

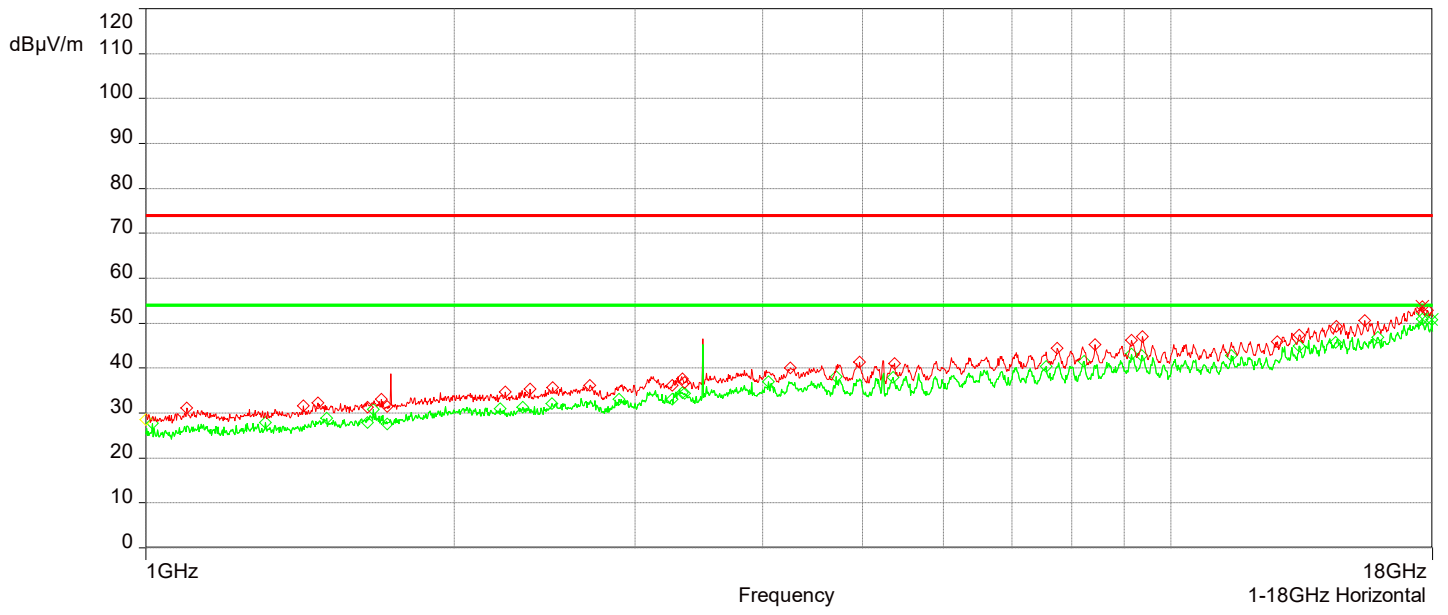
7/1/2021 9:19:57 AM

No	Frequency (MHz)	Level Peak Reading (dB $\mu$ V/m)	Correction Factor (dB)	Limit dB $\mu$ V/m	Margin (dB)	Height (m)	Angle (°)	Polarization	Judgment
1.	17.338981GHz	53.73	18.42	74.00	-20.27	3.30	240.10	Vertical	Passed
2.	17.586988GHz	53.72	18.85	74.00	-20.28	1.19	120.10	Horizontal	Passed
3.	17.812994GHz	53.05	18.89	74.00	-20.95	3.30	150.00	Vertical	Passed

No	Frequency (MHz)	Level Average Reading (dB $\mu$ V/m)	Correction Factor (dB)	Limit dB $\mu$ V/m	Margin (dB)	Height (m)	Angle (°)	Polarization	Judgment
1.	17.979999GHz	50.77	19.13	54.00	-3.23	1.00	30.20	Horizontal	Passed
2.	17.538486GHz	50.96	18.87	54.00	-3.04	2.44	60.10	Vertical	Passed
3.	17.583488GHz	51.00	18.86	54.00	-3.00	2.73	60.10	Horizontal	Passed

Overall Graphs:





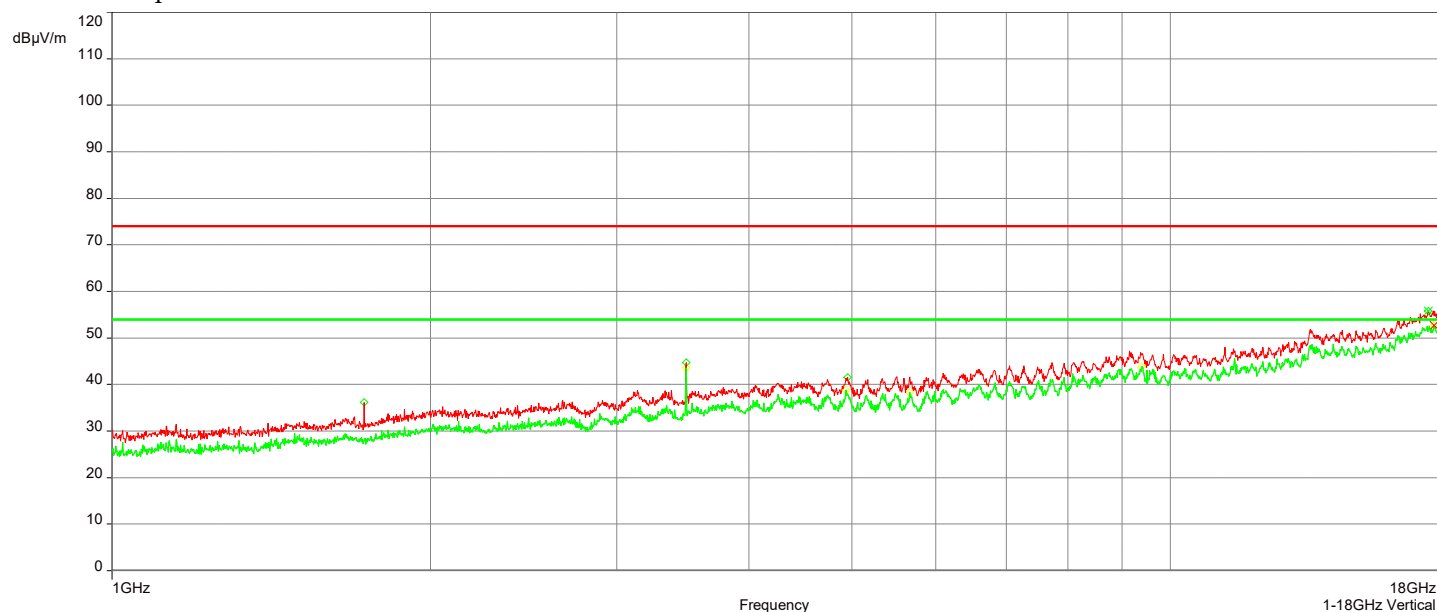
AH21051701-CON-126#001\_802.11n UNII-1 (HT40) CH46\_1-18GHz

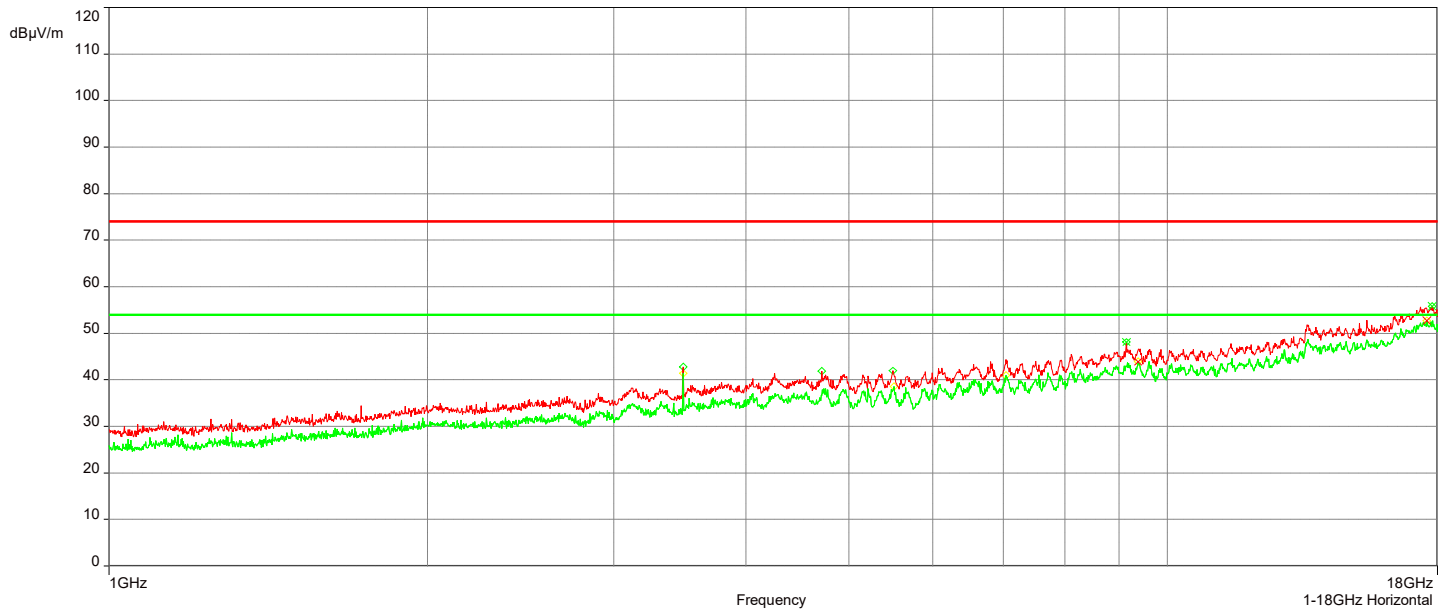
9/8/2021 7:14:18 AM

No	Frequency (MHz)	Level Peak Reading (dB $\mu$ V/m)	Correction Factor (dB)	Limit dB $\mu$ V/m	Margin (dB)	Height (m)	Angle (°)	Polarization	Judgment
1.	17.538986GHz	55.82	18.87	74.00	-18.18	3.53	89.90	Vertical	Passed
2.	17.790494GHz	55.74	18.88	74.00	-18.26	1.84	337.40	Horizontal	Passed
3.	9.1457396GHz	48.10	9.00	74.00	-25.90	1.21	134.90	Horizontal	Passed

No	Frequency (MHz)	Level Average Reading (dB $\mu$ V/m)	Correction Factor (dB)	Limit dB $\mu$ V/m	Margin (dB)	Height (m)	Angle (°)	Polarization	Judgment
1.	9.3902468GHz	43.97	9.51	54.00	-10.03	3.89	202.40	Horizontal	Passed
2.	17.589988GHz	52.72	18.85	54.00	-1.28	1.18	292.40	Horizontal	Passed
3.	17.761493GHz	52.74	18.86	54.00	-1.26	1.66	112.40	Vertical	Passed

Overall Graphs:





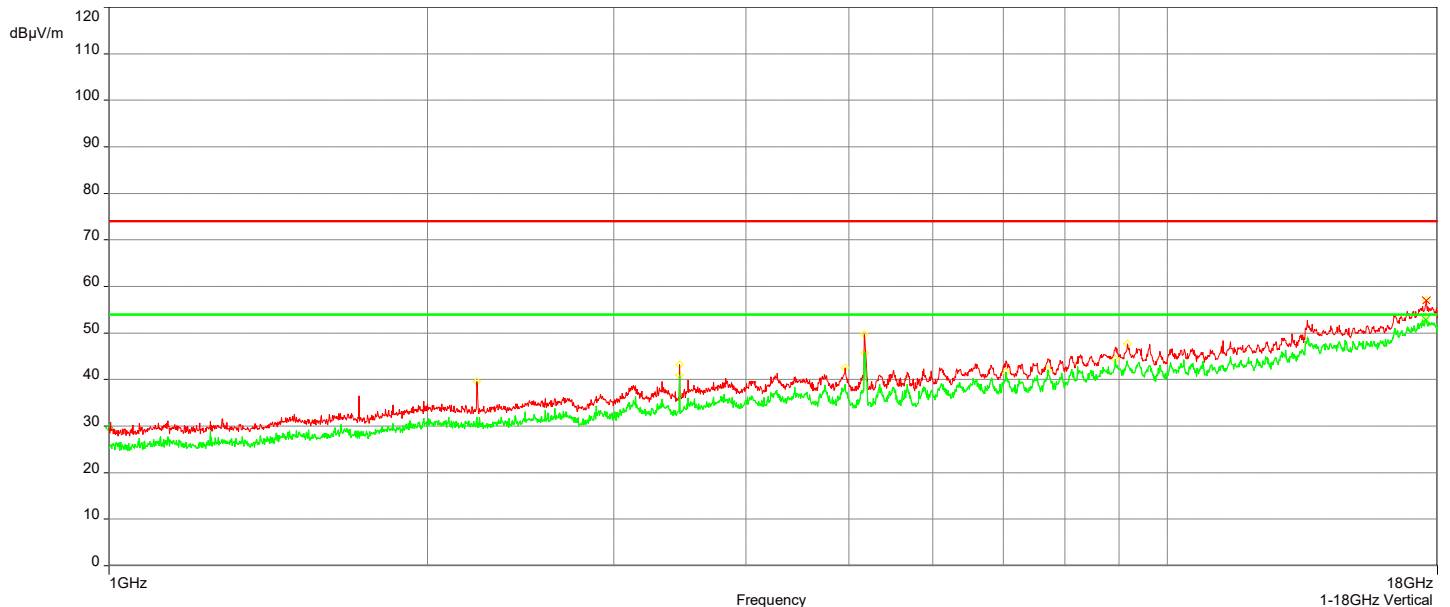
AH21051701-CON-126#001\_802.11n UNII-1 (HT40) CH38\_1-18GHz

9/8/2021 7:09:45 AM

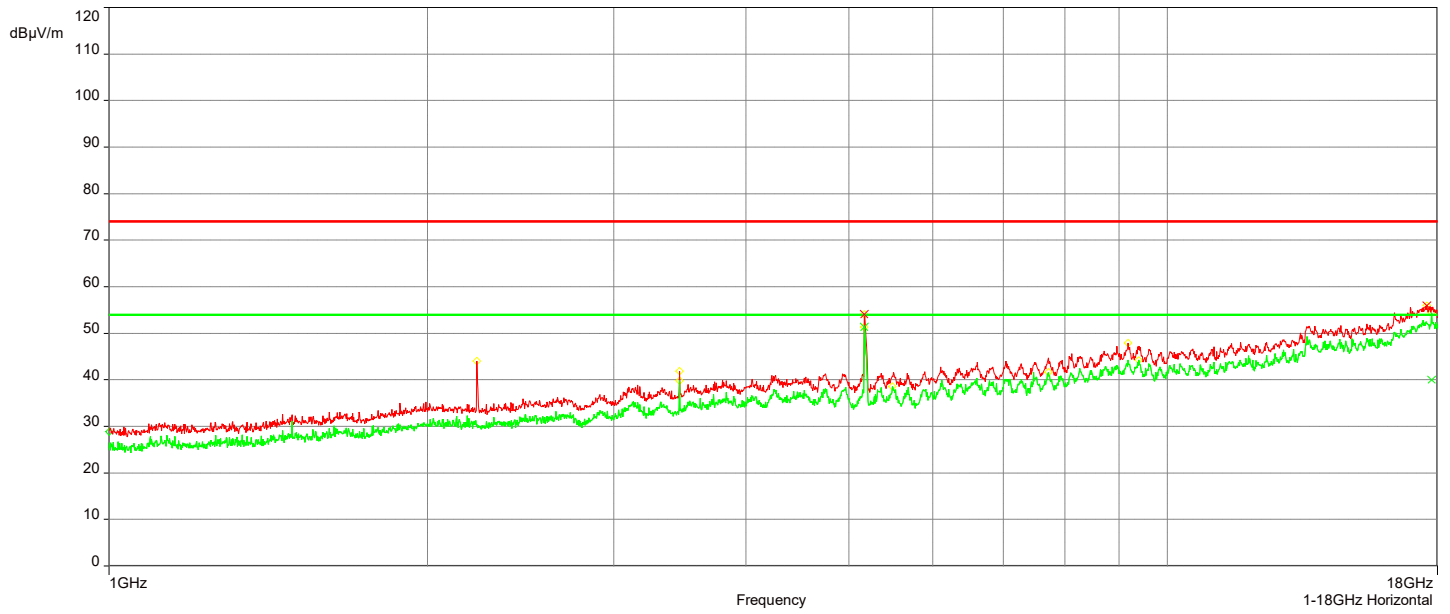
No	Frequency (MHz)	Level Peak Reading (dB $\mu$ V/m)	Correction Factor (dB)	Limit dB $\mu$ V/m	Margin (dB)	Height (m)	Angle (°)	Polarization	Judgment
1.	17.576488GHz	57.09	18.87	74.00	-16.91	1.82	0.10	Vertical	Passed
2.	17.583988GHz	55.99	18.86	74.00	-18.01	1.81	337.40	Horizontal	Passed
3.	5.1736228GHz	54.05	3.97	74.00	-19.95	3.17	247.40	Horizontal	Passed

No	Frequency (MHz)	Level Average Reading (dB $\mu$ V/m)	Correction Factor (dB)	Limit dB $\mu$ V/m	Margin (dB)	Height (m)	Angle (°)	Polarization	Judgment
1.	17.547487GHz	52.92	18.89	54.00	-1.08	3.52	179.90	Vertical	Passed
2.	5.1726227GHz	51.32	3.97	54.00	-2.68	1.18	202.40	Horizontal	Passed
3.	17.770493GHz	40.08	18.87	54.00	-13.92	2.17	0.10	Horizontal	Passed

Overall Graphs:







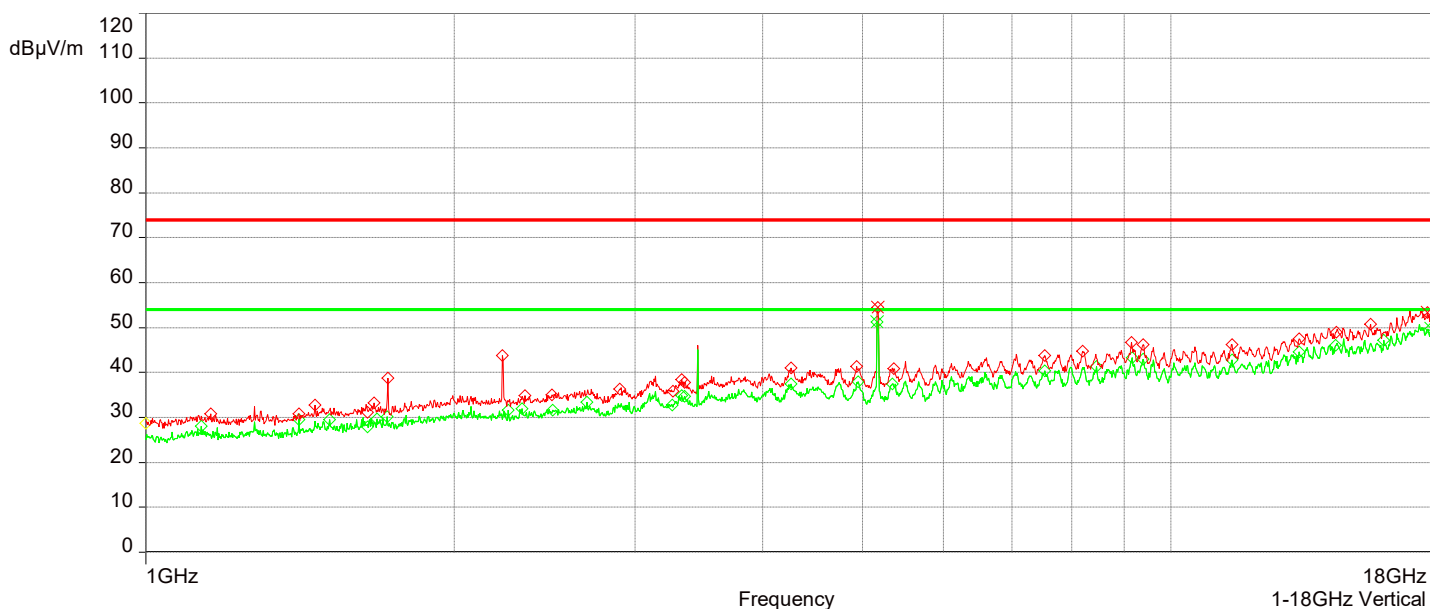
AH21051701-CON-126#001\_802.11ac UNII-1 CH36\_1-18GHz

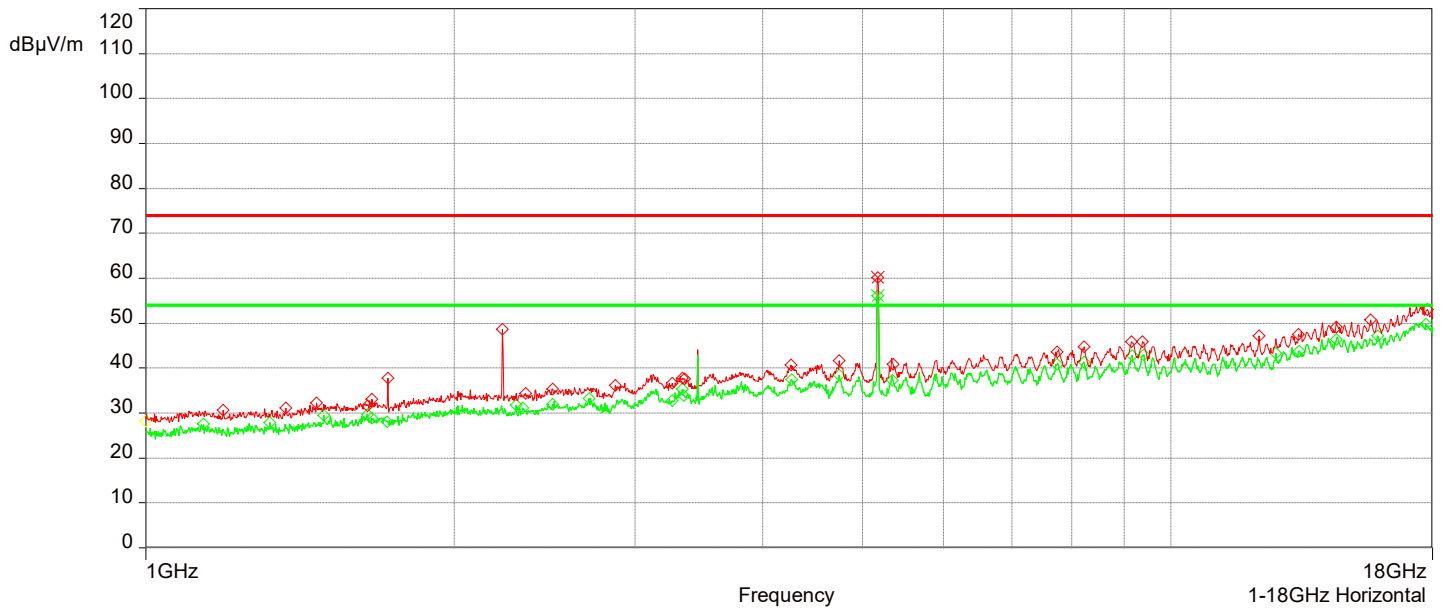
7/1/2021 7:43:18 AM

No	Frequency (MHz)	Level Peak Reading (dB $\mu$ V/m)	Correction Factor (dB)	Limit dB $\mu$ V/m	Margin (dB)	Height (m)	Angle (°)	Polarization	Judgment
1.	17.789994GHz	53.32	18.88	74.00	-20.68	1.35	329.90	Vertical	Passed
2.	5.1726227GHz	54.49	3.97	74.00	-19.51	3.20	269.90	Vertical	Passed
3.	5.1751228GHz	60.24	3.97	74.00	-13.76	1.00	269.90	Horizontal	Passed

No	Frequency (MHz)	Level Average Reading (dB $\mu$ V/m)	Correction Factor (dB)	Limit dB $\mu$ V/m	Margin (dB)	Height (m)	Angle (°)	Polarization	Judgment
1.	5.1721227GHz	51.20	3.97	54.00	-2.80	3.85	269.90	Vertical	Passed
2.	17.954999GHz	49.74	19.05	54.00	-4.26	3.11	209.90	Vertical	Passed

Overall Graphs:





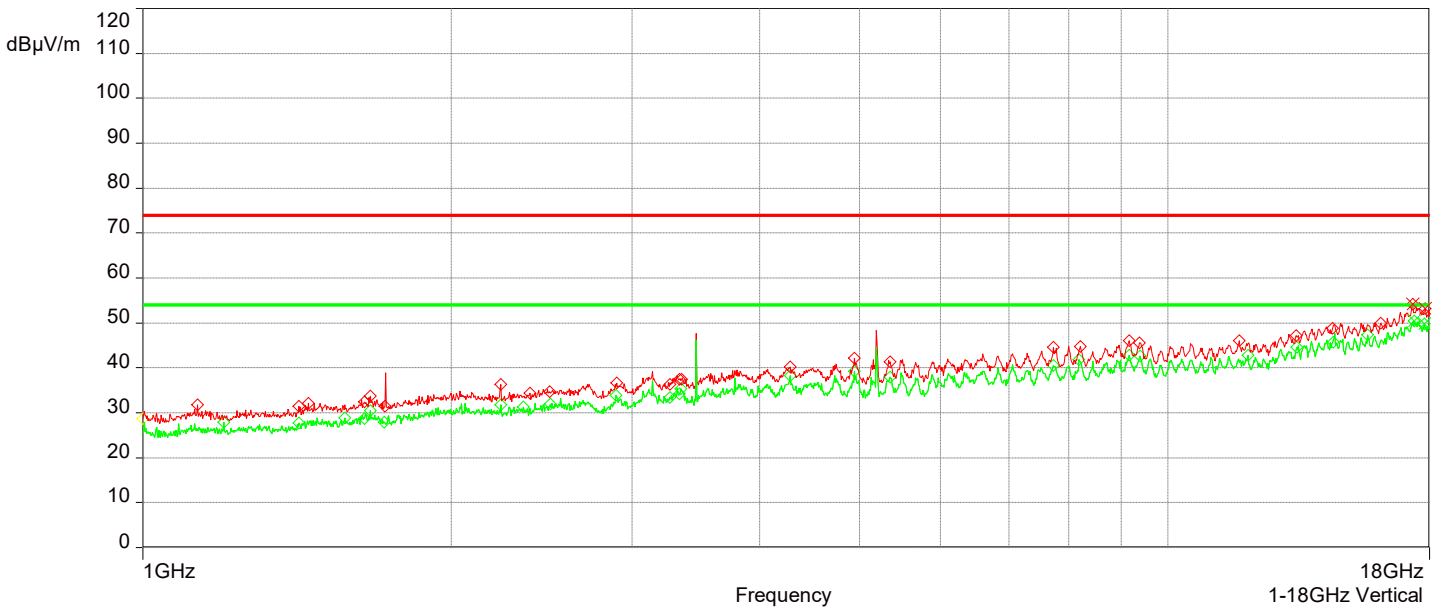
AH21051701-CON-126#001\_802.11ac UNII-1 CH40\_1-18GHz

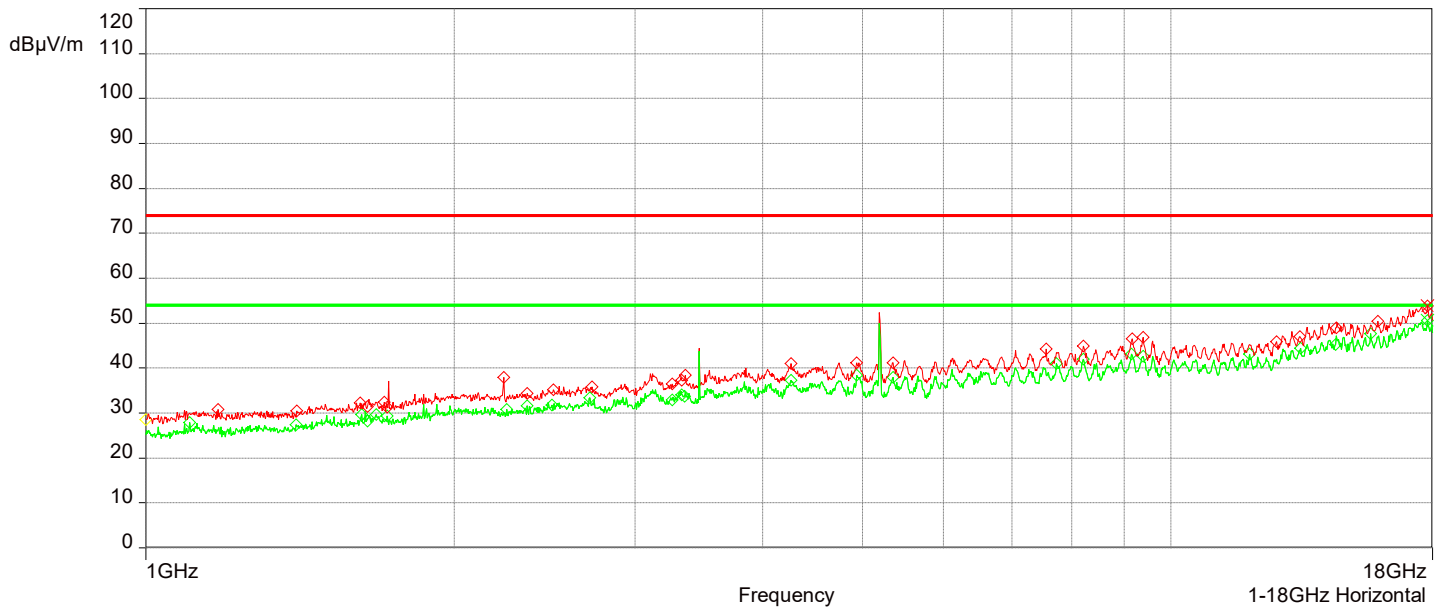
7/1/2021 8:00:33 AM

No	Frequency (MHz)	Level Peak Reading (dBμV/m)	Correction Factor (dB)	Limit dBμV/m	Margin (dB)	Height (m)	Angle (°)	Polarization	Judgment
1.	17.32798GHz	54.15	18.38	74.00	-19.85	3.48	90.20	Vertical	Passed
2.	17.796994GHz	53.82	18.88	74.00	-20.18	2.90	240.10	Horizontal	Passed
3.	17.833995GHz	53.27	18.90	74.00	-20.73	4.00	150.00	Vertical	Passed

No	Frequency (MHz)	Level Average Reading (dBμV/m)	Correction Factor (dB)	Limit dBμV/m	Margin (dB)	Height (m)	Angle (°)	Polarization	Judgment
1.	17.785994GHz	49.87	18.88	54.00	-4.13	3.65	150.00	Vertical	Passed
2.	17.391982GHz	50.50	18.67	54.00	-3.50	3.24	210.10	Vertical	Passed
3.	17.796994GHz	50.66	18.88	54.00	-3.34	2.90	240.10	Horizontal	Passed

Overall Graphs:





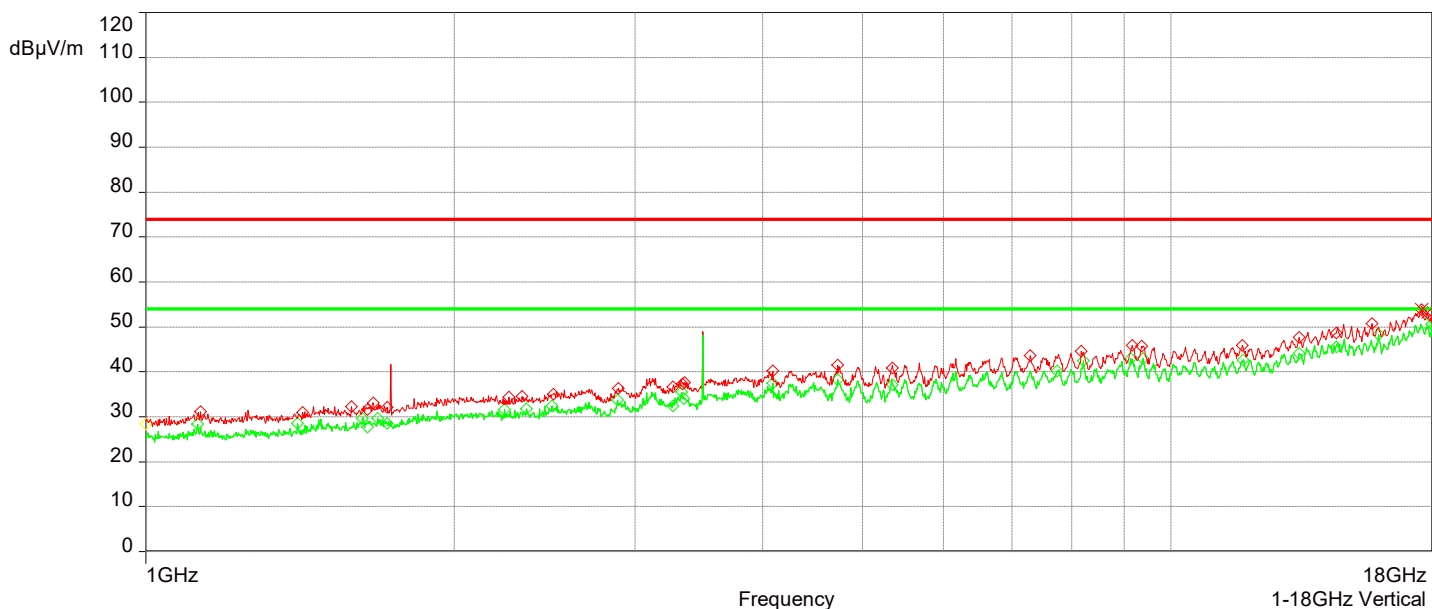
AH21051701-CON-126#001\_802.11ac UNII-1 CH48\_1-18GHz

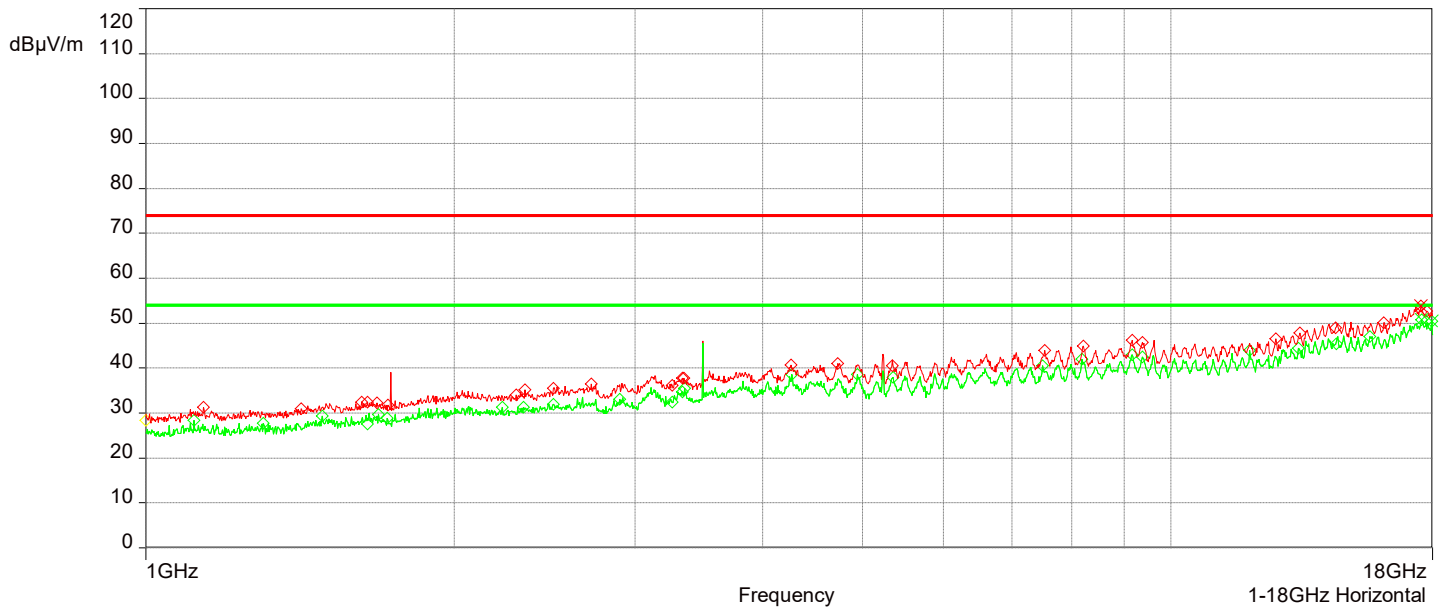
7/1/2021 8:22:01 AM

No	Frequency (MHz)	Level Peak Reading (dB $\mu$ V/m)	Correction Factor (dB)	Limit dB $\mu$ V/m	Margin (dB)	Height (m)	Angle (°)	Polarization	Judgment
1.	17.572987GHz	53.85	18.87	74.00	-20.15	4.00	0.20	Vertical	Passed
2.	17.523486GHz	53.80	18.84	74.00	-20.20	2.86	59.90	Horizontal	Passed
3.	17.796994GHz	53.18	18.88	74.00	-20.82	1.98	239.90	Vertical	Passed

No	Frequency (MHz)	Level Average Reading (dB $\mu$ V/m)	Correction Factor (dB)	Limit dB $\mu$ V/m	Margin (dB)	Height (m)	Angle (°)	Polarization	Judgment
1.	17.973999GHz	50.37	19.11	54.00	-3.63	2.26	299.90	Horizontal	Passed
2.	17.982999GHz	50.59	19.14	54.00	-3.41	3.85	59.90	Vertical	Passed
3.	17.552487GHz	50.80	18.89	54.00	-3.20	3.50	209.90	Horizontal	Passed

Overall Graphs:





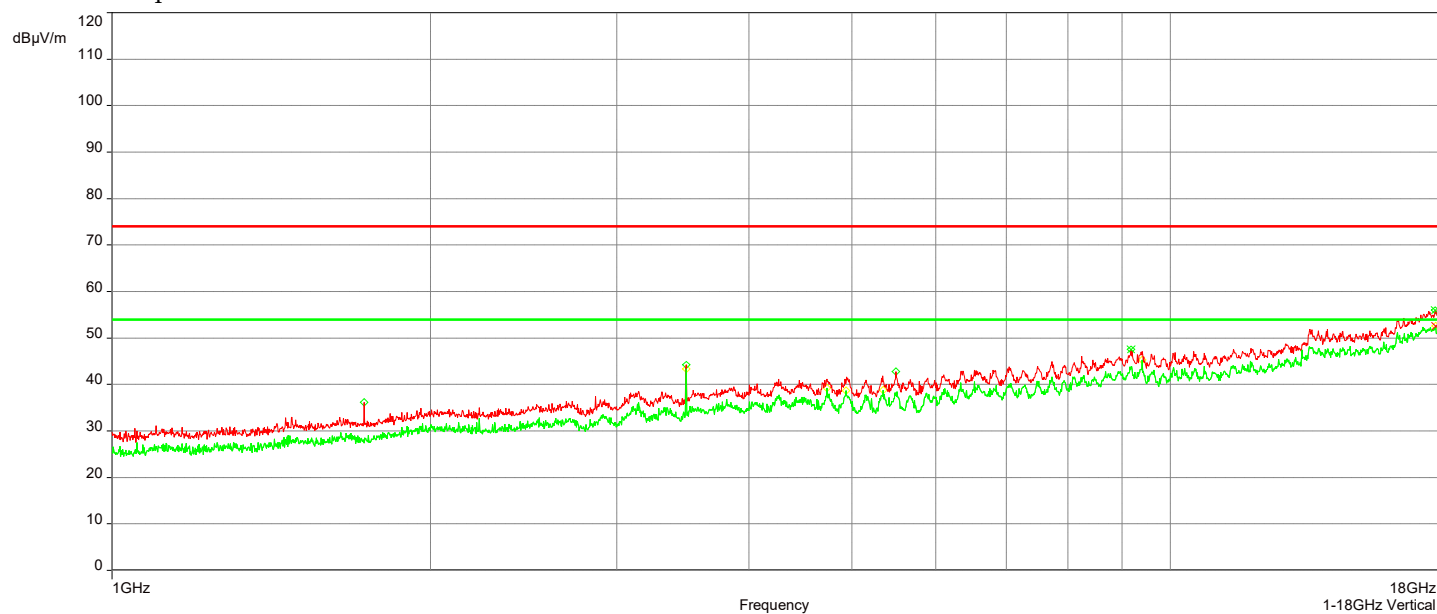
AH21051701-CON-126#001\_802.11ac UNII-1 (VHT40) CH46\_1-18GHz

9/8/2021 8:22:10 AM

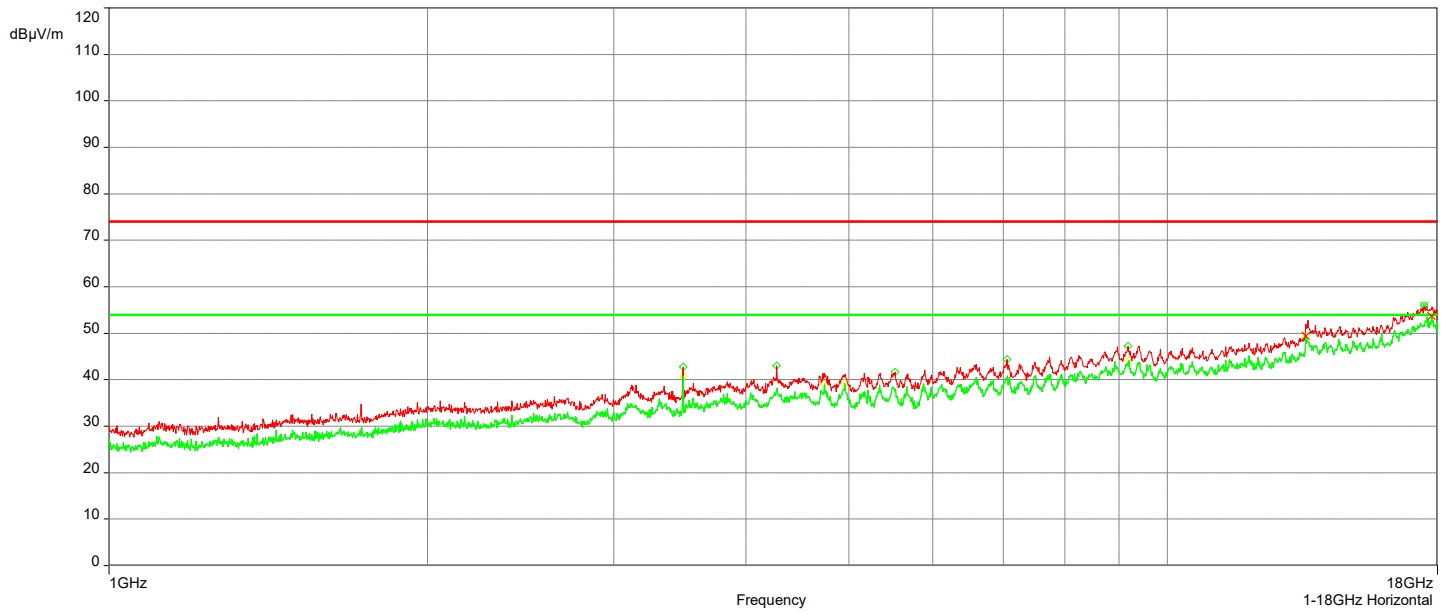
No	Frequency (MHz)	Level Peak Reading (dBμV/m)	Correction Factor (dB)	Limit dBμV/m	Margin (dB)	Height (m)	Angle (°)	Polarization	Judgment
1.	17.797494GHz	56.05	18.88	74.00	-17.95	3.59	337.40	Vertical	Passed
2.	17.489985GHz	56.05	18.80	74.00	-17.95	4.00	22.40	Horizontal	Passed
3.	9.1862408GHz	47.59	9.11	74.00	-26.41	4.00	179.90	Vertical	Passed

No	Frequency (MHz)	Level Average Reading (dBμV/m)	Correction Factor (dB)	Limit dBμV/m	Margin (dB)	Height (m)	Angle (°)	Polarization	Judgment
1.	13.514368GHz	49.45	12.54	54.00	-4.55	1.17	269.90	Horizontal	Passed
2.	17.812994GHz	52.56	18.89	54.00	-1.44	1.18	247.40	Vertical	Passed
3.	17.773493GHz	53.73	18.87	54.00	-0.27	2.34	157.40	Horizontal	Passed

Overall Graphs:







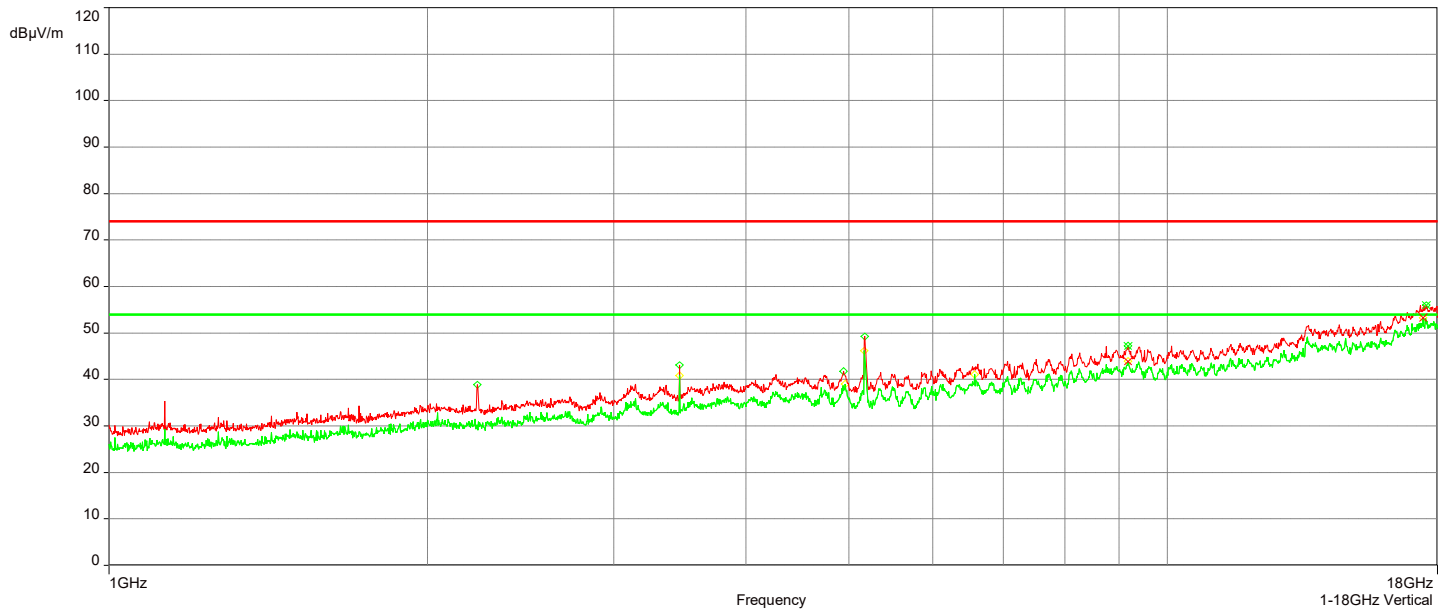
AH21051701-CON-126#001\_802.11ac UNII-1 (VHT40) CH38\_1-18GHz

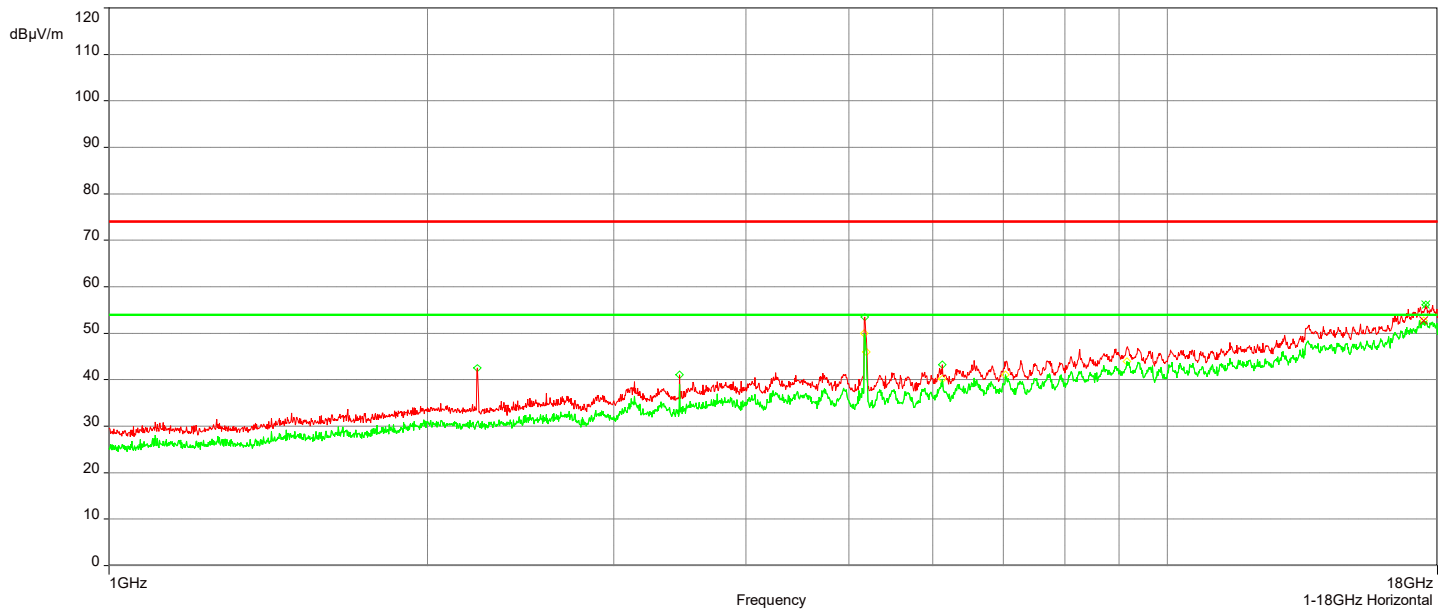
9/8/2021 7:51:30 AM

No	Frequency (MHz)	Level Peak Reading (dB $\mu$ V/m)	Correction Factor (dB)	Limit dB $\mu$ V/m	Margin (dB)	Height (m)	Angle (°)	Polarization	Judgment
1.	17.558987GHz	56.12	18.89	74.00	-17.88	3.97	157.60	Horizontal	Passed
2.	17.567987GHz	56.07	18.88	74.00	-17.93	3.39	180.00	Vertical	Passed
3.	9.1802406GHz	47.22	9.10	74.00	-26.78	4.00	67.70	Vertical	Passed

No	Frequency (MHz)	Level Average Reading (dB $\mu$ V/m)	Correction Factor (dB)	Limit dB $\mu$ V/m	Margin (dB)	Height (m)	Angle (°)	Polarization	Judgment
1.	17.456484GHz	53.32	18.81	54.00	-0.68	2.65	292.60	Vertical	Passed
2.	17.465484GHz	52.75	18.81	54.00	-1.25	2.01	22.50	Horizontal	Passed
3.	9.1802406GHz	43.97	9.10	54.00	-10.03	4.00	67.70	Vertical	Passed

Overall Graphs:





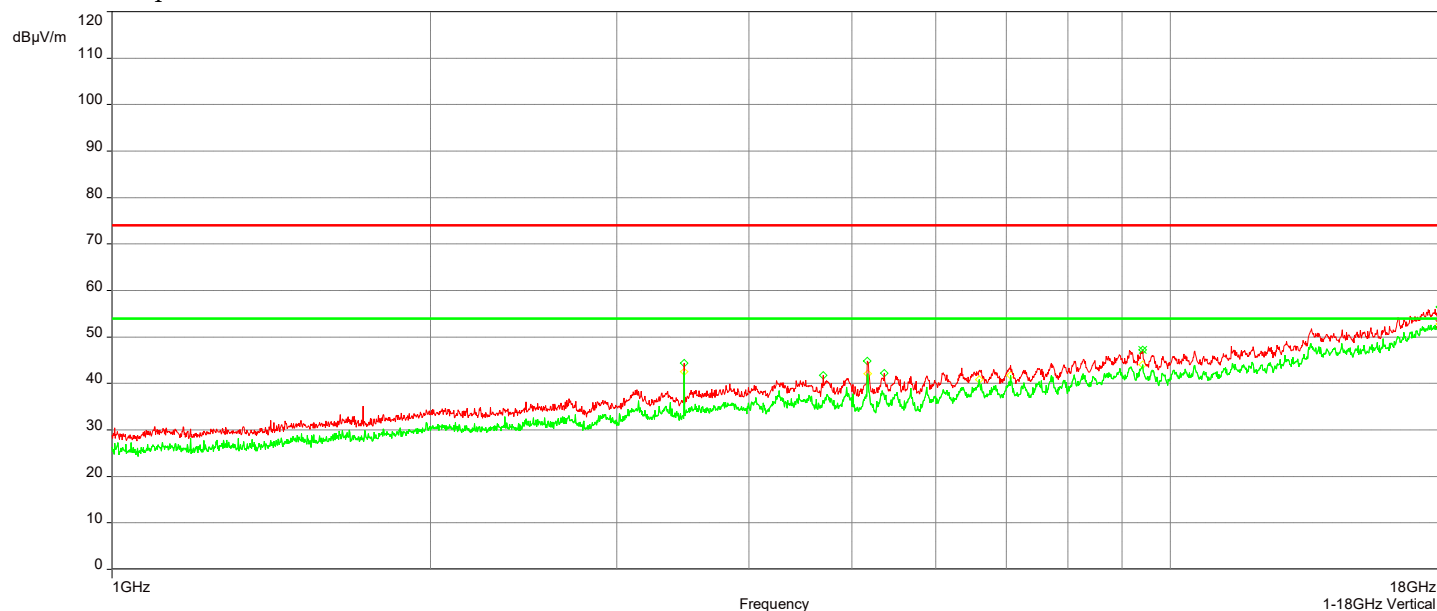
AH21051701-CON-126#001\_802.11ac UNII-1 (VHT80) CH42\_1-18GHz

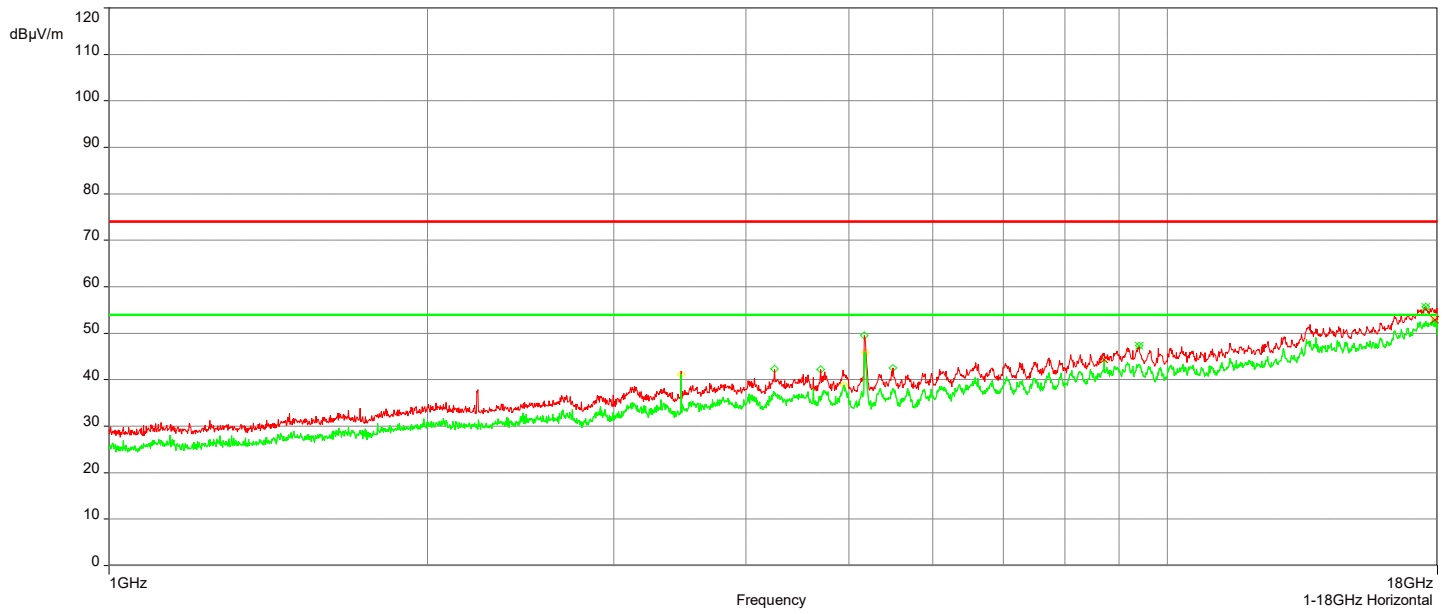
9/8/2021 8:45:42 AM

No	Frequency (MHz)	Level Peak Reading (dB $\mu$ V/m)	Correction Factor (dB)	Limit dB $\mu$ V/m	Margin (dB)	Height (m)	Angle (°)	Polarization	Judgment
1.	17.547987GHz	55.68	18.89	74.00	-18.32	4.00	270.10	Horizontal	Passed
2.	9.4117474GHz	47.30	9.54	74.00	-26.70	2.99	270.10	Horizontal	Passed
3.	9.4132474GHz	47.20	9.54	74.00	-26.80	1.81	67.70	Vertical	Passed

No	Frequency (MHz)	Level Average Reading (dB $\mu$ V/m)	Correction Factor (dB)	Limit dB $\mu$ V/m	Margin (dB)	Height (m)	Angle (°)	Polarization	Judgment
1.	8.7212271GHz	44.42	8.50	54.00	-9.58	3.37	337.40	Horizontal	Passed
2.	17.9885GHz	52.84	19.16	54.00	-1.16	3.69	22.70	Vertical	Passed
3.	17.900997GHz	52.95	18.98	54.00	-1.05	3.52	135.20	Horizontal	Passed

Overall Graphs:





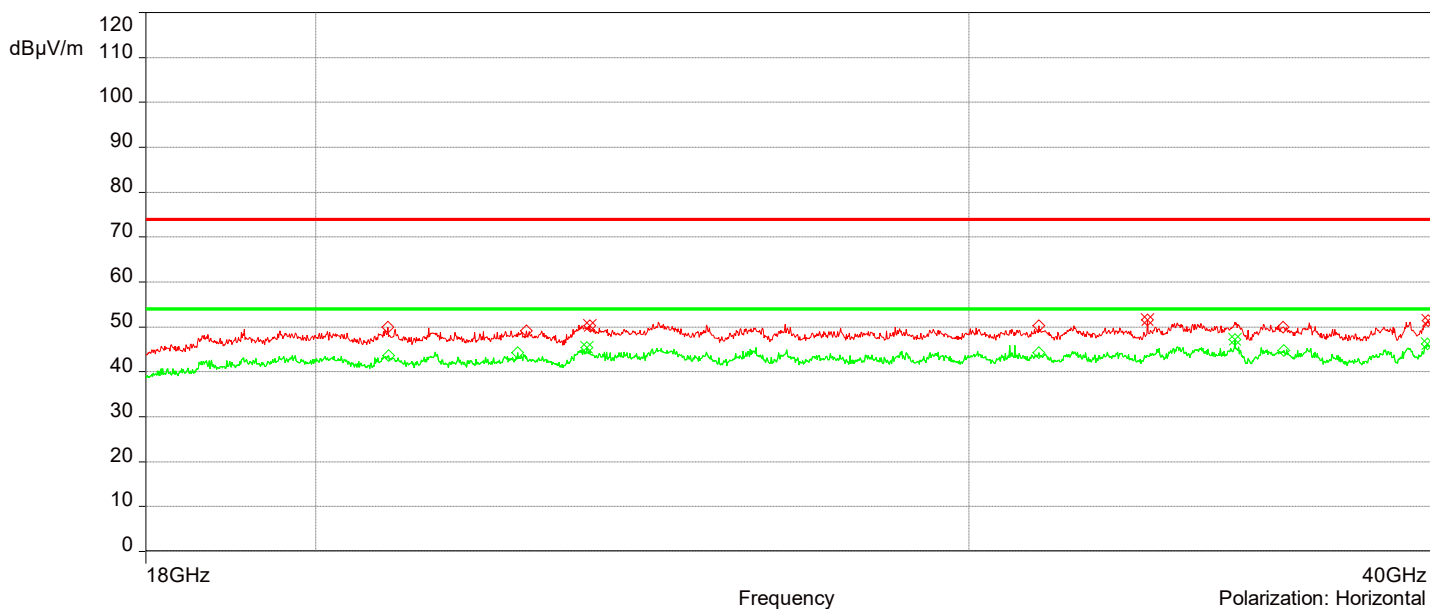
AH21051701-CON-126#001\_802.11a UNII-1 CH36\_18-40GHz

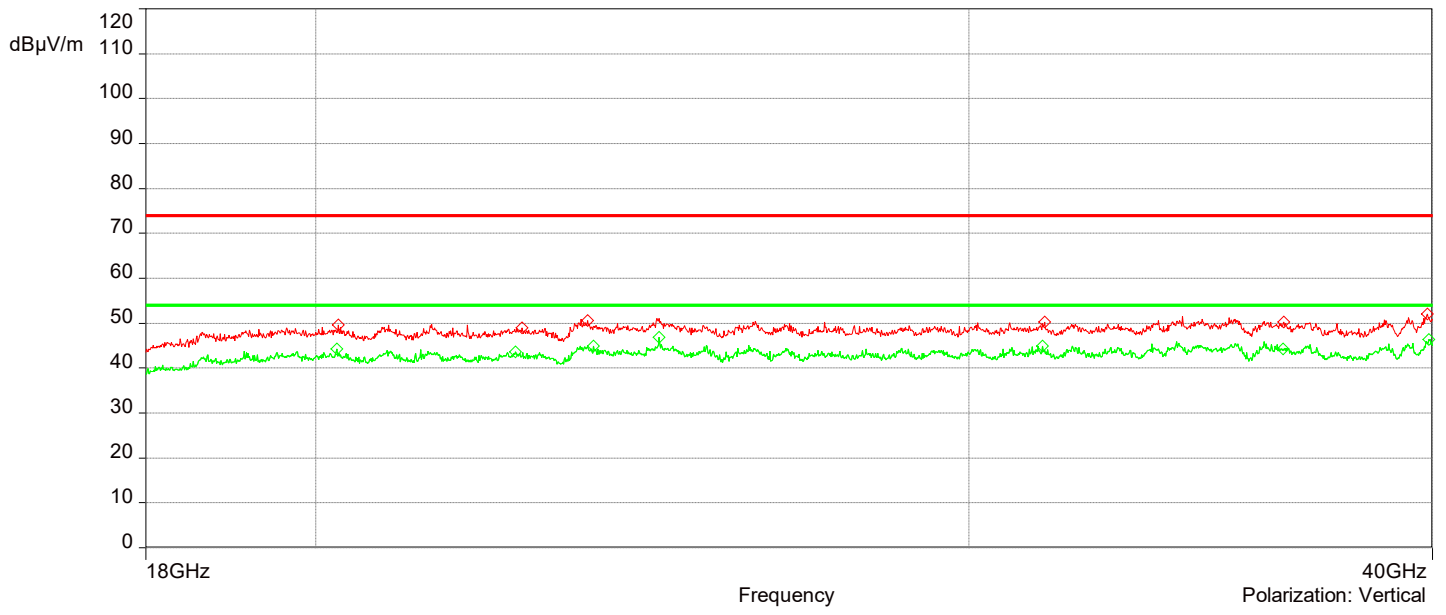
6/28/2021 12:54:19 PM

No	Frequency (MHz)	Level Peak Reading (dB $\mu$ V/m)	Correction Factor (dB)	Limit dB $\mu$ V/m	Margin (dB)	Height (m)	Angle (°)	Polarization	Judgment
1.	23.70926GHz	50.31	3.34	74.00	-23.69	1.39	120.20	Horizontal	Passed
2.	39.888995GHz	51.39	6.29	74.00	-22.61	2.75	60.00	Horizontal	Passed
3.	33.520705GHz	51.63	4.60	74.00	-22.37	1.39	120.20	Horizontal	Passed

No	Frequency (MHz)	Level Average Reading (dB $\mu$ V/m)	Correction Factor (dB)	Limit dB $\mu$ V/m	Margin (dB)	Height (m)	Angle (°)	Polarization	Judgment
1.	35.392791GHz	47.14	4.34	54.00	-6.86	3.43	30.10	Horizontal	Passed
2.	39.876994GHz	46.30	6.27	54.00	-7.70	2.69	270.10	Horizontal	Passed
3.	23.669258GHz	45.38	3.43	54.00	-8.62	3.02	210.10	Horizontal	Passed

Overall Graphs:





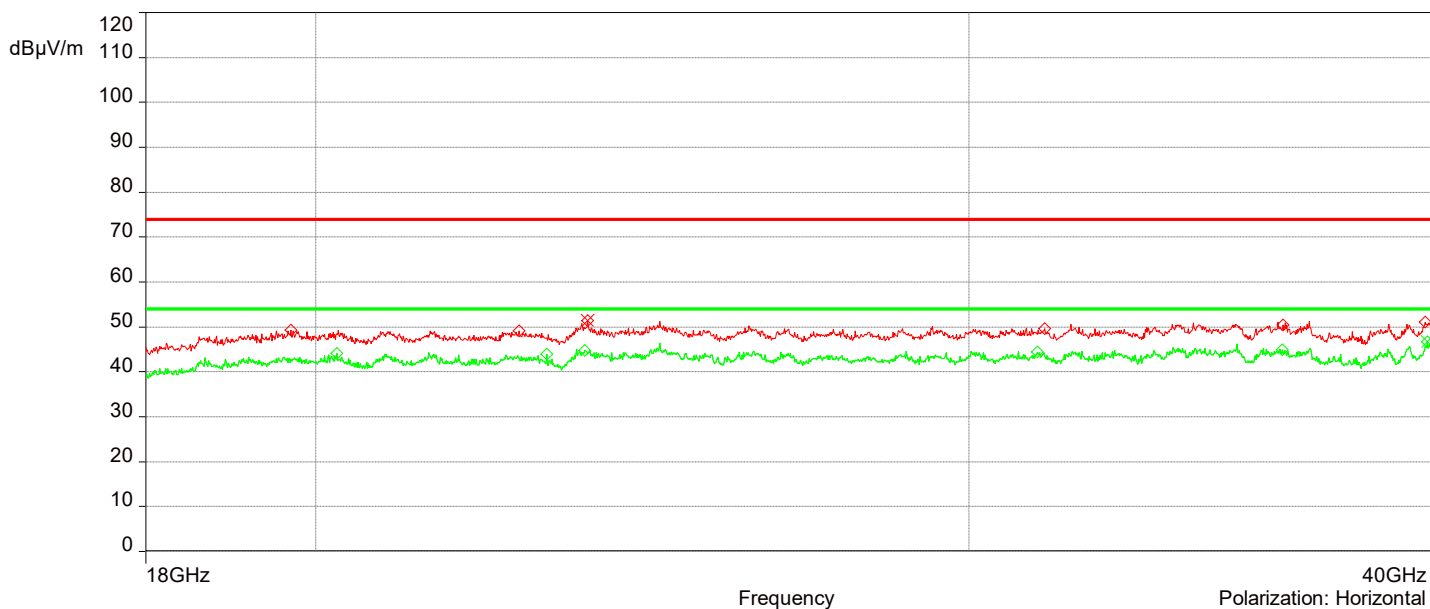
AH21051701-CON-126#001\_802.11a UNII-1 CH40\_18-40GHz

6/28/2021 1:15:03 PM

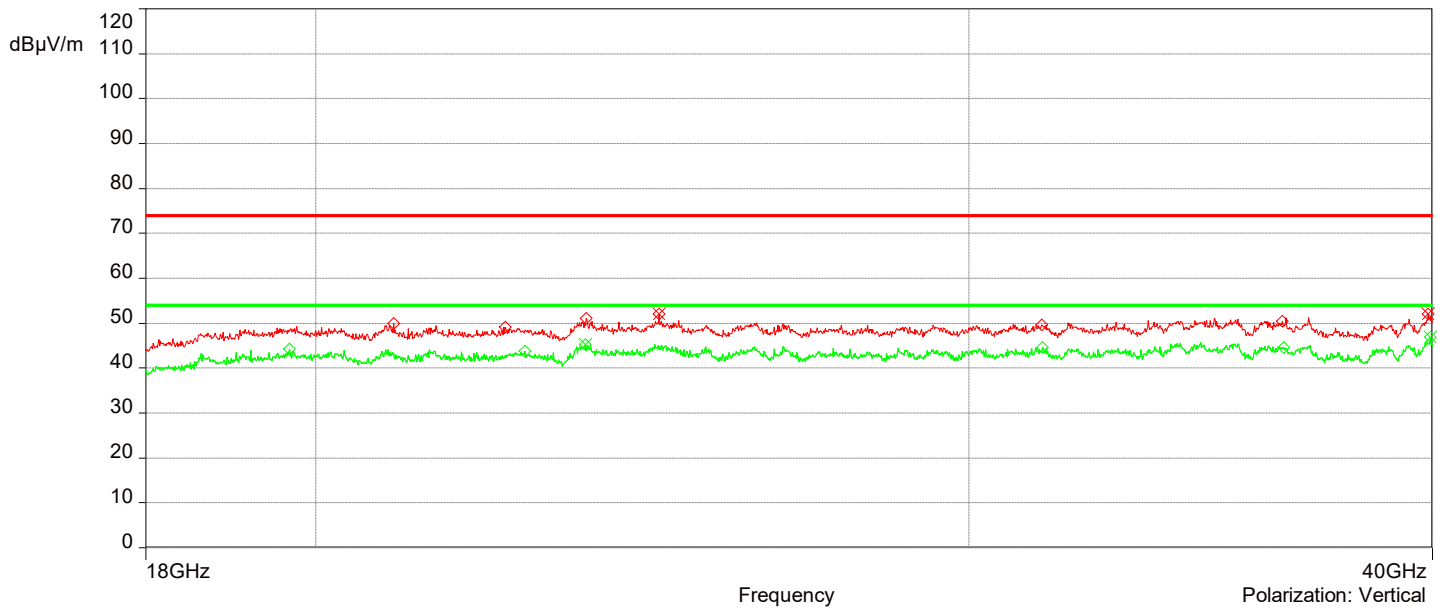
No	Frequency (MHz)	Level Peak Reading (dB $\mu$ V/m)	Correction Factor (dB)	Limit dB $\mu$ V/m	Margin (dB)	Height (m)	Angle (°)	Polarization	Judgment
1.	24.747307GHz	52.05	4.49	74.00	-21.95	2.68	179.90	Vertical	Passed
2.	39.886995GHz	51.99	6.42	74.00	-22.01	3.51	209.90	Vertical	Passed
3.	23.680258GHz	51.36	3.41	74.00	-22.64	1.43	119.90	Horizontal	Passed

No	Frequency (MHz)	Level Average Reading (dB $\mu$ V/m)	Correction Factor (dB)	Limit dB $\mu$ V/m	Margin (dB)	Height (m)	Angle (°)	Polarization	Judgment
1.	39.953998GHz	46.92	6.28	54.00	-7.08	2.37	29.90	Vertical	Passed
2.	39.868994GHz	46.76	6.26	54.00	-7.24	2.61	179.90	Horizontal	Passed
3.	23.641256GHz	45.24	3.50	54.00	-8.76	2.59	89.90	Vertical	Passed

Overall Graphs:







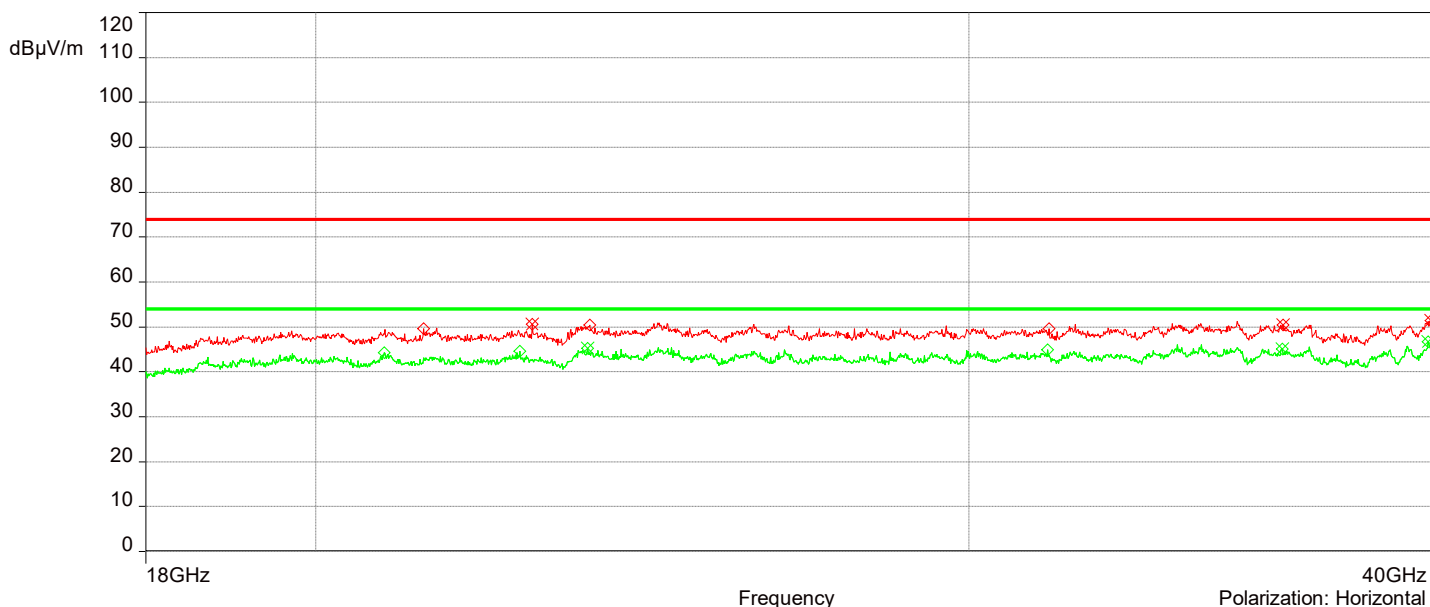
AH21051701-CON-126#001\_802.11a UNII-1 CH48\_18-40GHz

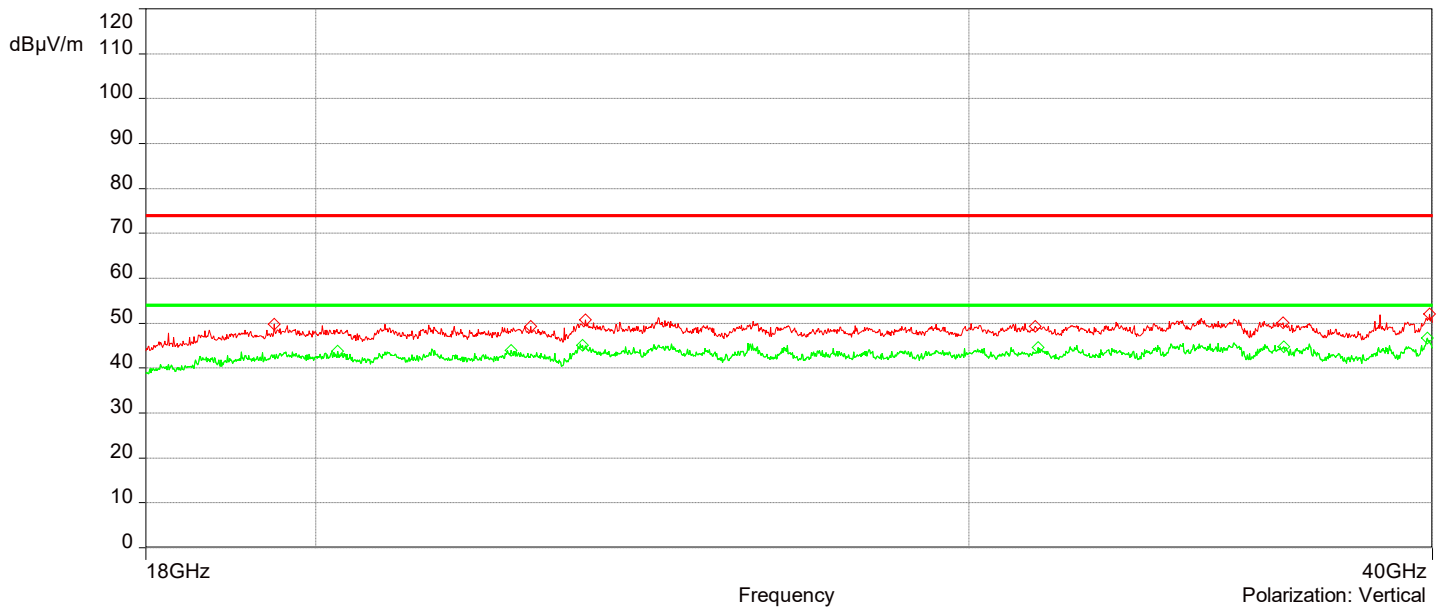
6/28/2021 1:54:44 PM

No	Frequency (MHz)	Level Peak Reading (dB $\mu$ V/m)	Correction Factor (dB)	Limit dB $\mu$ V/m	Margin (dB)	Height (m)	Angle (°)	Polarization	Judgment
1.	39.966999GHz	51.45	6.03	74.00	-22.55	3.92	300.10	Horizontal	Passed
2.	22.881222GHz	50.53	2.68	74.00	-23.47	1.24	329.90	Horizontal	Passed
3.	36.459839GHz	50.48	3.51	74.00	-23.52	3.05	329.90	Horizontal	Passed

No	Frequency (MHz)	Level Average Reading (dB $\mu$ V/m)	Correction Factor (dB)	Limit dB $\mu$ V/m	Margin (dB)	Height (m)	Angle (°)	Polarization	Judgment
1.	39.893995GHz	46.78	6.30	54.00	-7.22	3.68	210.20	Horizontal	Passed
2.	23.681258GHz	45.33	3.41	54.00	-8.67	3.41	300.10	Horizontal	Passed
3.	36.440838GHz	45.12	3.54	54.00	-8.88	3.60	270.10	Horizontal	Passed

Overall Graphs:





AH21051701-CON-126#001\_Restricted Bandedge\_5G UNII-1 802.11a\_Ch-36

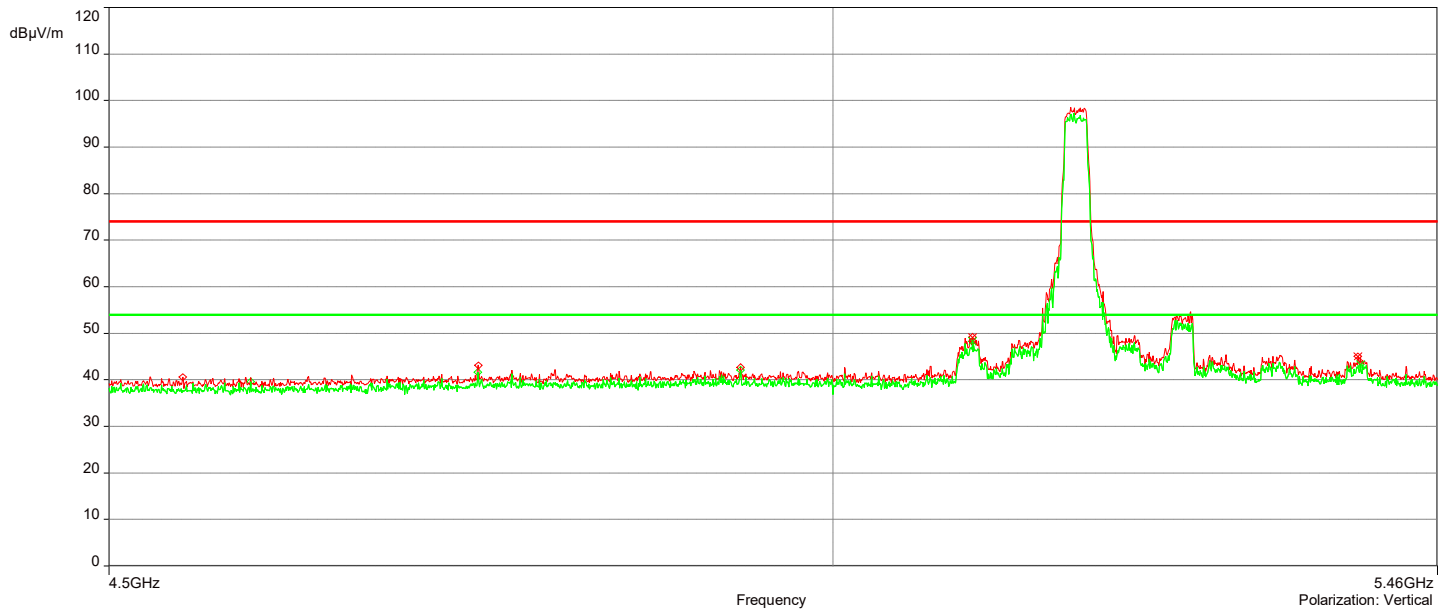
9/3/2021 10:03:41 AM

No	Frequency (MHz)	Level Peak Reading (dBuV/m)	Correction Factor (dB)	Limit dBuV/m	Margin (dB)	Height (m)	Angle (°)	Polarization	Judgment
1.	5.1041421GHz	53.99	3.87	74.00	-20.01	1.14	225.10	Horizontal	Passed
2.	5.1027014GHz	49.11	3.87	74.00	-24.89	3.97	270.10	Vertical	Passed
3.	5.3990095GHz	46.39	4.64	74.00	-27.61	1.25	180.20	Horizontal	Passed
4.	5.3970885GHz	45.03	4.63	74.00	-28.97	3.15	292.60	Vertical	Passed

No	Frequency (MHz)	Level Average Reading (dBuV/m)	Correction Factor (dB)	Limit dBuV/m	Margin (dB)	Height (m)	Angle (°)	Polarization	Judgment
1.	5.1041421GHz	53.29	3.87	54.00	-0.71	1.14	225.10	Horizontal	Passed
2.	5.1027014GHz	48.24	3.87	54.00	-5.76	3.97	270.10	Vertical	Passed
3.	5.3942071GHz	45.29	4.62	54.00	-8.71	3.90	180.20	Horizontal	Passed
4.	5.3990095GHz	43.39	4.64	54.00	-10.61	3.65	292.60	Vertical	Passed

Overall Graphs:





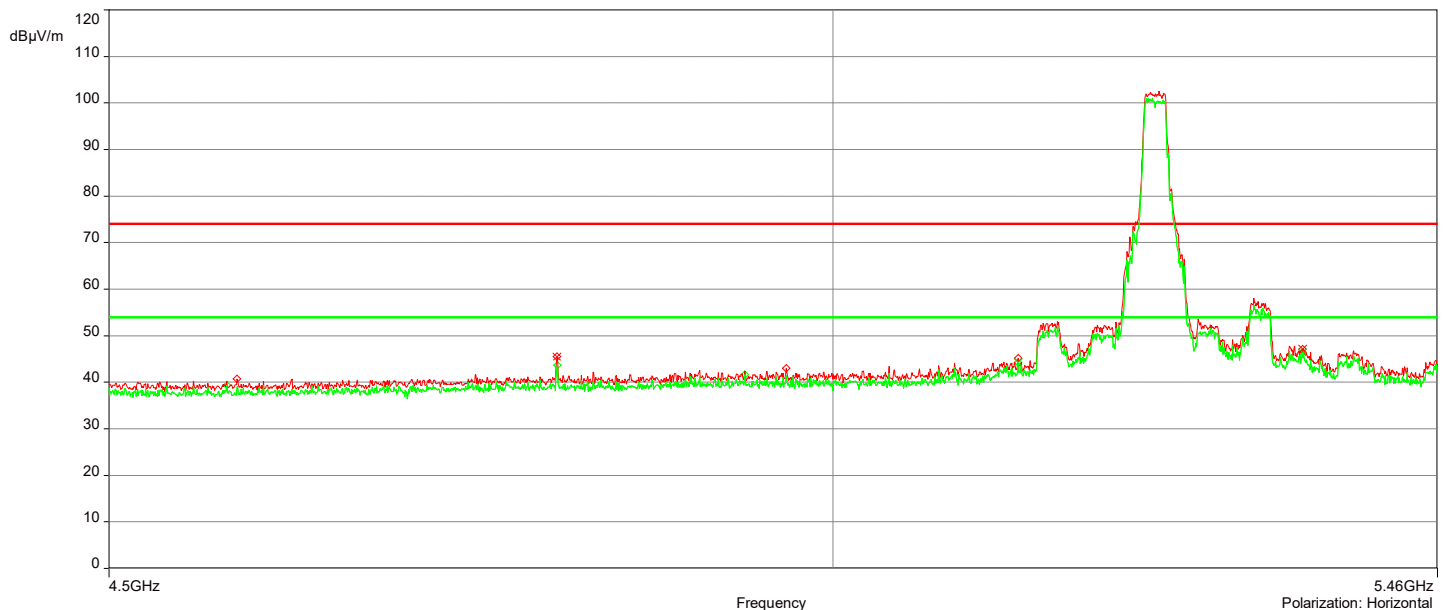
AH21051701-CON-126#001\_Restricted Bandedge\_5G UNII-1 802.11a\_Ch-48

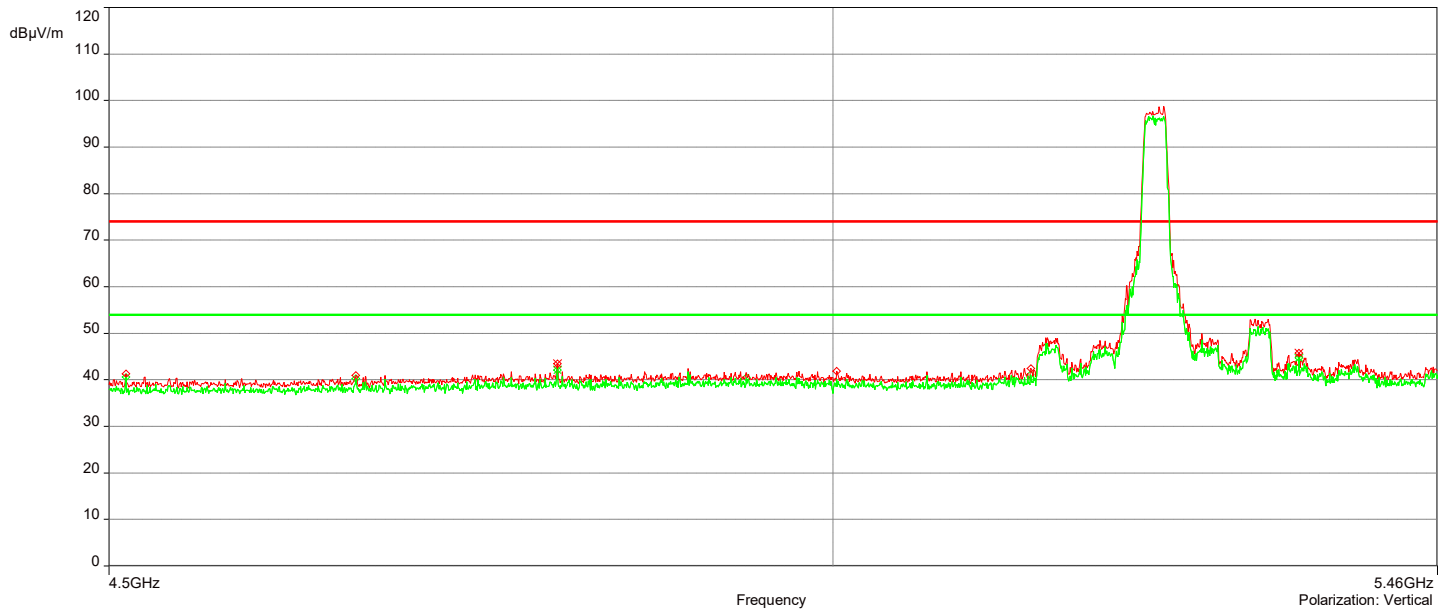
9/3/2021 10:38:51 AM

No	Frequency (MHz)	Level Peak Reading (dBuV/m)	Correction Factor (dB)	Limit dBuV/m	Margin (dB)	Height (m)	Angle (°)	Polarization	Judgment
1.	4.8035118GHz	43.46	3.95	74.00	-30.54	3.76	269.90	Vertical	Passed
2.	5.3509855GHz	45.75	4.46	74.00	-28.25	4.00	269.90	Vertical	Passed
3.	4.8030315GHz	45.57	3.95	74.00	-28.43	1.59	202.40	Horizontal	Passed
4.	5.3538669GHz	47.12	4.47	74.00	-26.88	1.02	247.40	Horizontal	Passed

No	Frequency (MHz)	Level Average Reading (dBuV/m)	Correction Factor (dB)	Limit dBuV/m	Margin (dB)	Height (m)	Angle (°)	Polarization	Judgment
1.	4.8035118GHz	42.07	3.95	54.00	-11.93	3.76	269.90	Vertical	Passed
2.	5.3509855GHz	44.71	4.46	54.00	-9.29	4.00	269.90	Vertical	Passed
3.	5.1367984GHz	44.21	3.94	54.00	-9.79	1.02	247.40	Horizontal	Passed
4.	5.3538669GHz	46.44	4.47	54.00	-7.56	1.02	247.40	Horizontal	Passed

Overall Graphs:





AH21051701-CON-126#001\_Restricted Bandedge\_5G UNII-1 (HT20) 802.11n\_Ch-36

9/3/2021 4:48:38 PM

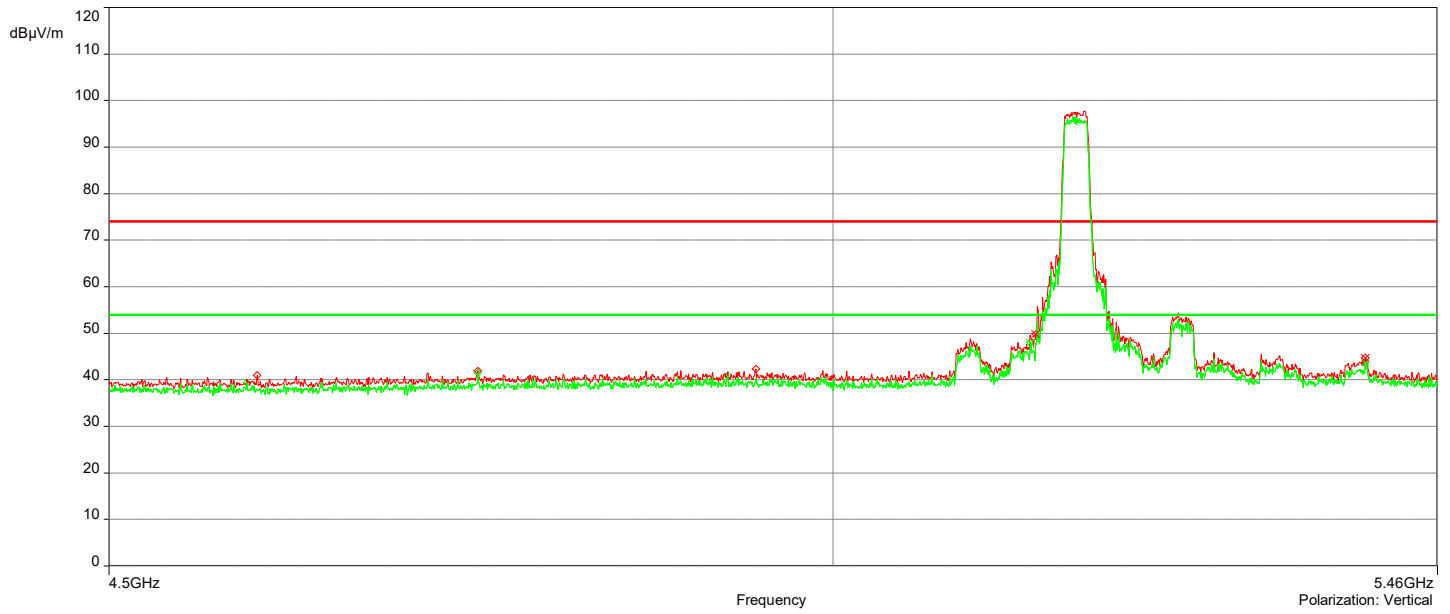
No	Frequency (MHz)	Level Peak Reading (dBuV/m)	Correction Factor (dB)	Limit dBuV/m	Margin (dB)	Height (m)	Angle (°)	Polarization	Judgment
1.	5.1464032GHz	53.86	3.96	74.00	-20.14	3.31	247.60	Horizontal	Passed
2.	5.1497649GHz	49.85	3.97	74.00	-24.15	3.97	270.10	Vertical	Passed
3.	5.4033317GHz	46.48	4.64	74.00	-27.52	3.14	180.10	Horizontal	Passed
4.	5.4028514GHz	44.76	4.64	74.00	-29.24	3.56	270.10	Vertical	Passed

No	Frequency (MHz)	Level Average Reading (dBuV/m)	Correction Factor (dB)	Limit dBuV/m	Margin (dB)	Height (m)	Angle (°)	Polarization	Judgment
1.	5.1070235GHz	51.29	3.88	54.00	-2.71	3.69	202.60	Horizontal	Passed
2.	5.145923GHz	48.05	3.96	54.00	-5.95	2.92	337.40	Vertical	Passed
3.	5.4038119GHz	45.28	4.64	54.00	-8.72	3.14	180.10	Horizontal	Passed
4.	5.4028514GHz	43.69	4.64	54.00	-10.31	3.56	270.10	Vertical	Passed

Overall Graphs:







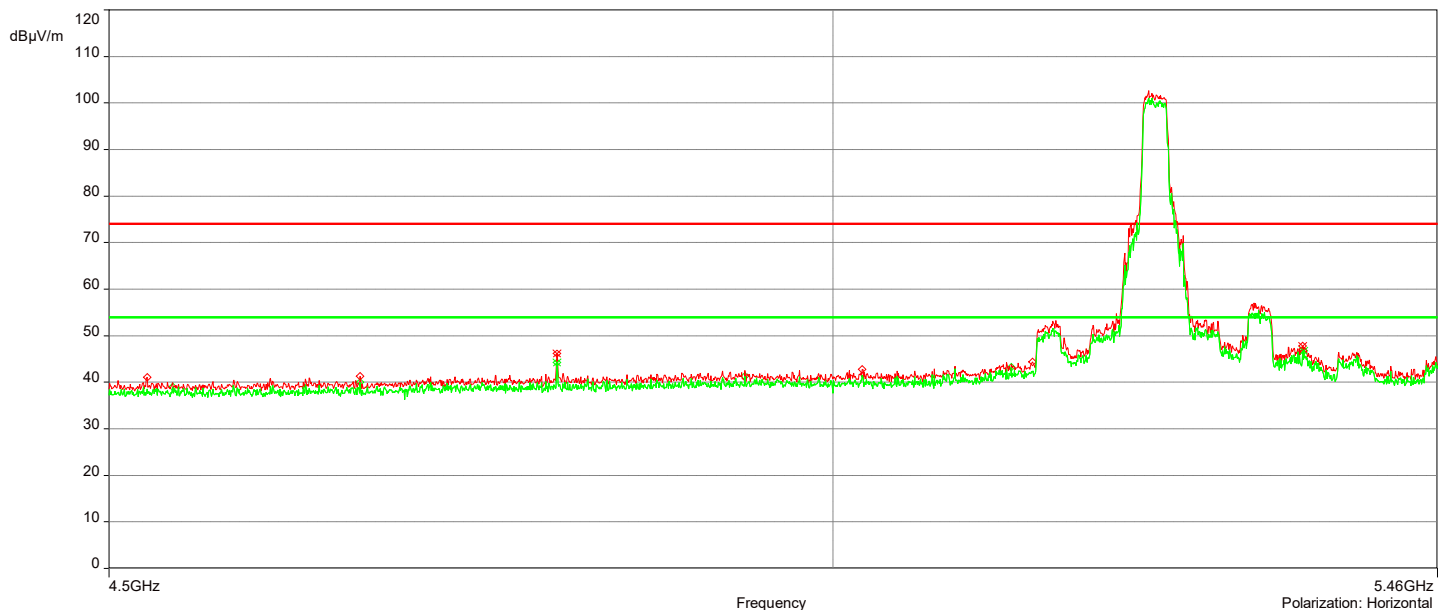
AH21051701-CON-126#001\_Restricted Bandedge\_5G UNII-1 (HT20) 802.11n\_Ch-48

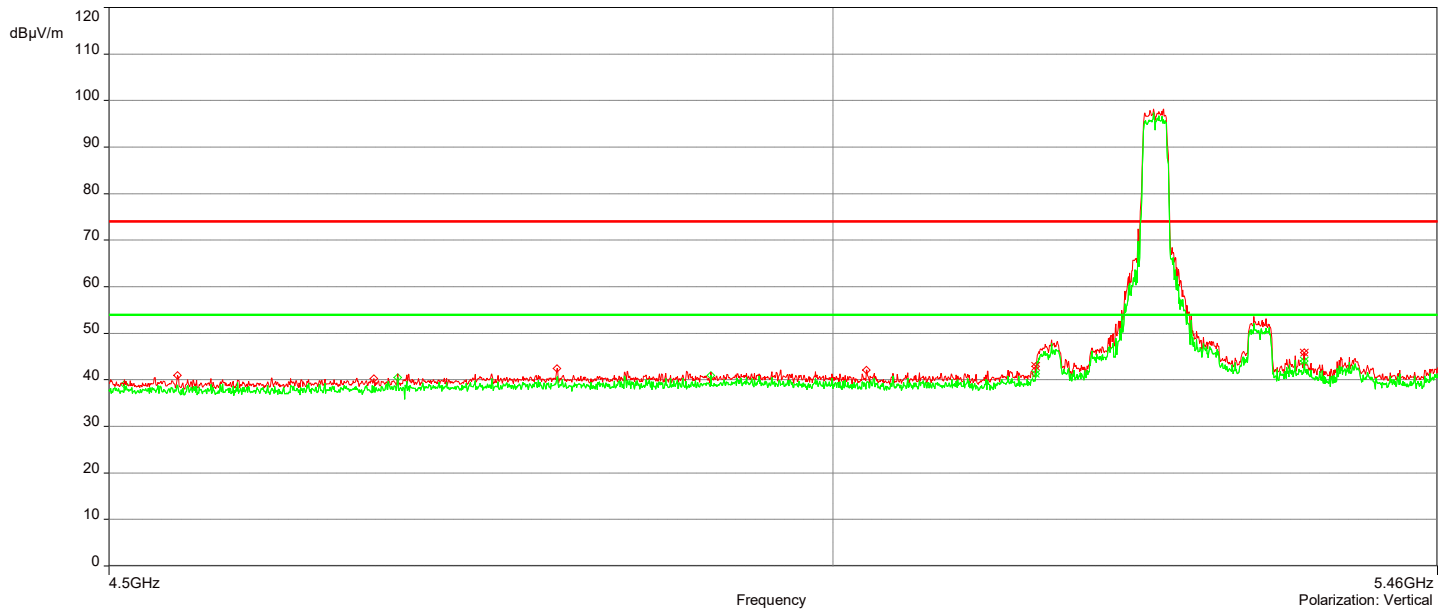
9/3/2021 5:13:36 PM

No	Frequency (MHz)	Level Peak Reading (dBuV/m)	Correction Factor (dB)	Limit dBuV/m	Margin (dB)	Height (m)	Angle (°)	Polarization	Judgment
1.	5.1497649GHz	42.90	3.97	74.00	-31.10	3.77	314.90	Vertical	Passed
2.	5.3553077GHz	45.84	4.48	74.00	-28.16	3.33	112.40	Vertical	Passed
3.	4.8030315GHz	46.16	3.95	74.00	-27.84	3.03	202.40	Horizontal	Passed
4.	5.3538669GHz	47.79	4.47	74.00	-26.21	1.00	179.90	Horizontal	Passed

No	Frequency (MHz)	Level Average Reading (dBuV/m)	Correction Factor (dB)	Limit dBuV/m	Margin (dB)	Height (m)	Angle (°)	Polarization	Judgment
1.	5.1497649GHz	41.33	3.97	54.00	-12.67	3.77	314.90	Vertical	Passed
2.	5.3553077GHz	44.04	4.48	54.00	-9.96	3.33	112.40	Vertical	Passed
3.	4.8030315GHz	44.22	3.95	54.00	-9.78	3.03	202.40	Horizontal	Passed
4.	5.3548274GHz	46.78	4.47	54.00	-7.22	1.26	202.40	Horizontal	Passed

Overall Graphs:





AH21051701-CON-126#001\_Restricted Bandedge\_5G UNII-1 (HT40) 802.11n\_Ch-38

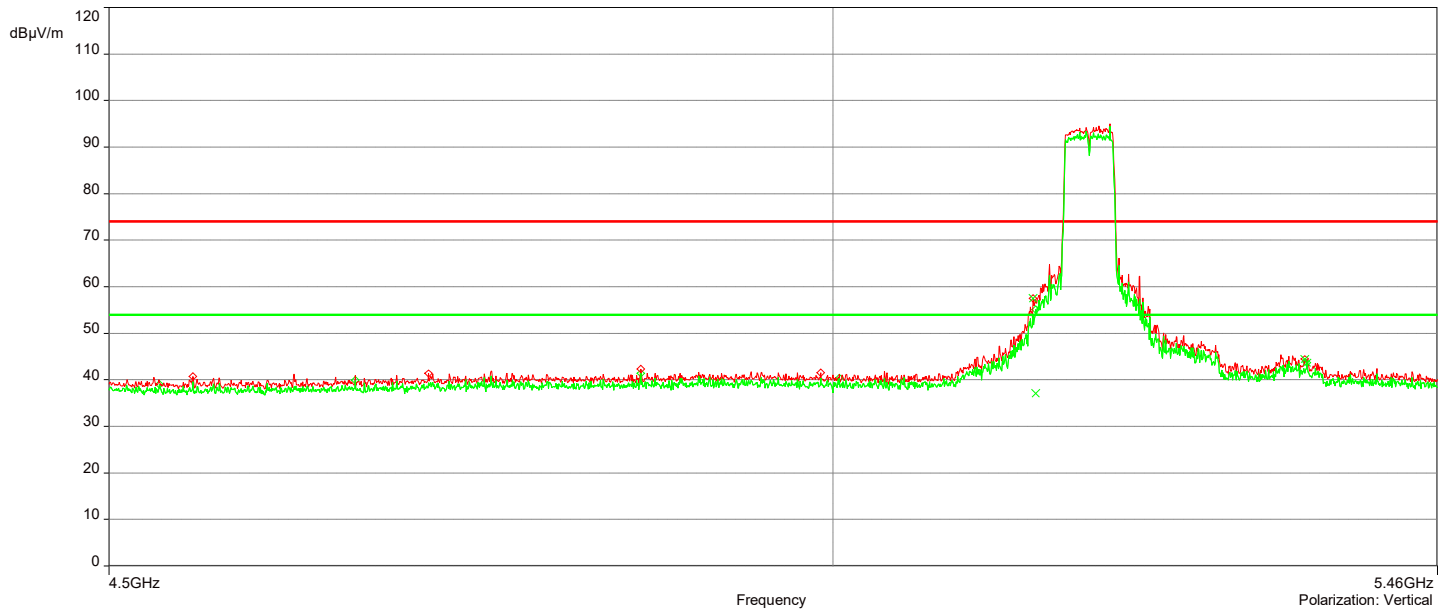
9/3/2021 5:35:58 PM

No	Frequency (MHz)	Level Peak Reading (dBuV/m)	Correction Factor (dB)	Limit dBuV/m	Margin (dB)	Height (m)	Angle (°)	Polarization	Judgement
1.	5.1483242GHz	66.64	3.97	74.00	-7.36	1.36	247.60	Horizontal	Passed
2.	5.1478439GHz	57.46	3.97	74.00	-16.54	3.27	292.60	Vertical	Passed
3.	5.3524262GHz	47.30	4.47	74.00	-26.70	1.00	247.60	Horizontal	Passed
4.	5.3557879GHz	44.53	4.48	74.00	-29.47	3.27	112.70	Vertical	Passed

No	Frequency (MHz)	Level Average Reading (dBuV/m)	Correction Factor (dB)	Limit dBuV/m	Margin (dB)	Height (m)	Angle (°)	Polarization	Judgment
1.	5.3524262GHz	46.14	4.47	54.00	-7.86	1.00	247.60	Horizontal	Passed
2.	5.1483242GHz	48.06	3.97	54.00	-5.94	1.36	247.60	Horizontal	Passed
3.	5.1497649GHz	37.07	3.97	54.00	-16.93	3.51	292.90	Vertical	Passed
4.	5.3572286GHz	43.67	4.48	54.00	-10.33	4.00	247.60	Vertical	Passed

Overall Graphs:





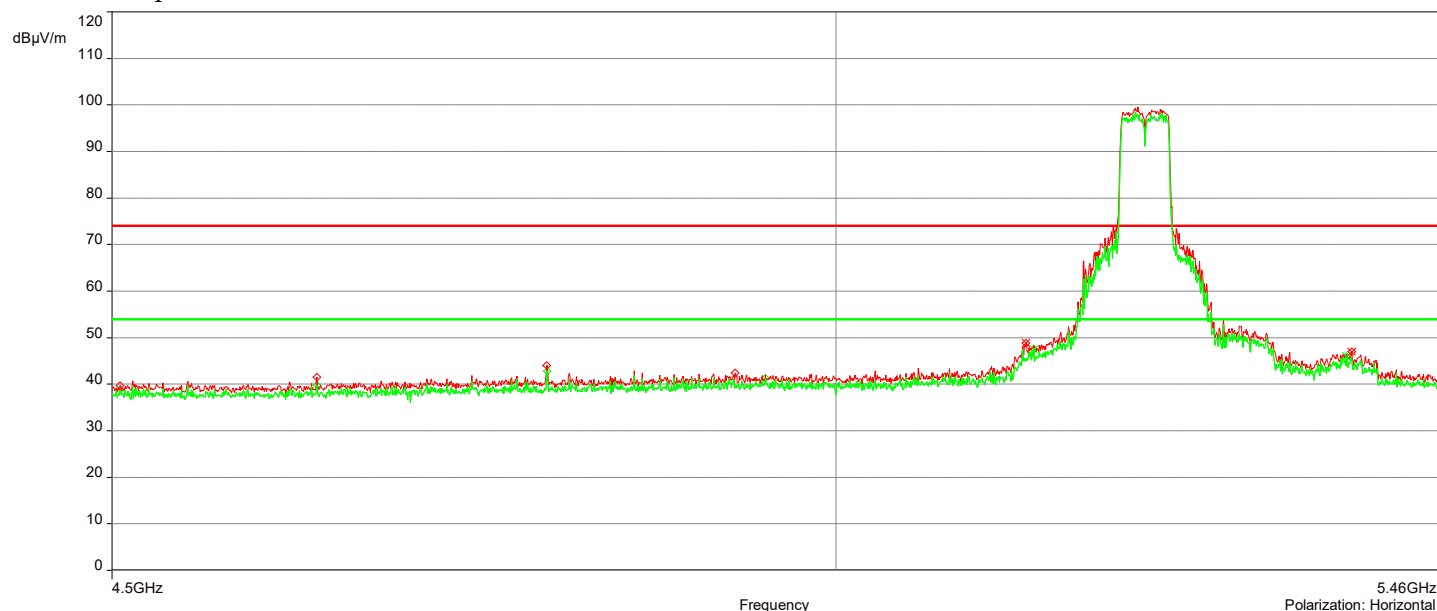
AH21051701-CON-126#001\_Restricted Bandedge\_5G UNII-1 (HT40) 802.11n\_Ch-46

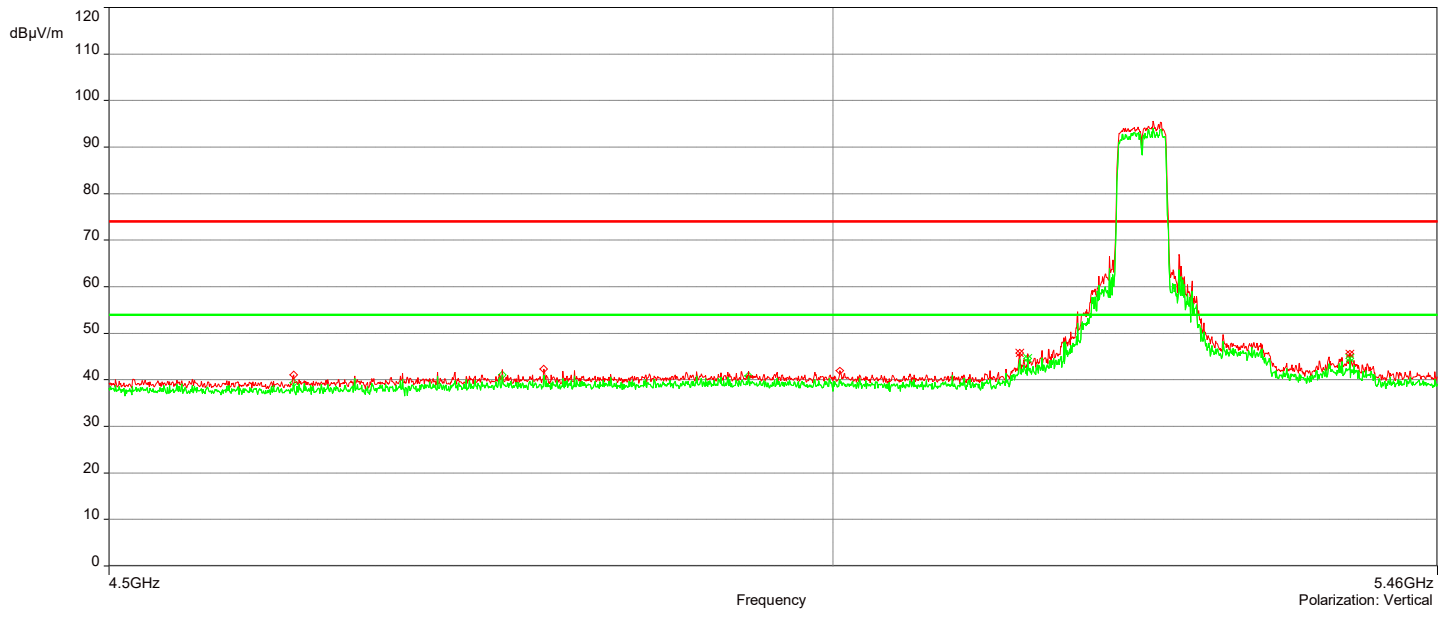
9/3/2021 6:13:51 PM

No	Frequency (MHz)	Level Peak Reading (dBuV/m)	Correction Factor (dB)	Limit dBuV/m	Margin (dB)	Height (m)	Angle (°)	Polarization	Judgement
1.	5.1401601GHz	48.84	3.95	74.00	-25.16	1.27	202.60	Horizontal	Passed
2.	5.3898849GHz	47.02	4.61	74.00	-26.98	1.00	247.60	Horizontal	Passed
3.	5.1377589GHz	45.70	3.94	74.00	-28.30	3.97	270.10	Vertical	Passed
4.	5.3908454GHz	45.63	4.61	74.00	-28.37	3.97	270.10	Vertical	Passed

No	Frequency (MHz)	Level Average Reading (dBuV/m)	Correction Factor (dB)	Limit dBuV/m	Margin (dB)	Height (m)	Angle (°)	Polarization	Judgment
1.	5.1464032GHz	47.54	3.96	54.00	-6.46	1.00	247.60	Horizontal	Passed
2.	5.386043GHz	45.93	4.59	54.00	-8.07	1.26	247.60	Horizontal	Passed
3.	5.3908454GHz	44.63	4.61	54.00	-9.37	3.97	270.10	Vertical	Passed
4.	5.144002GHz	44.59	3.96	54.00	-9.41	3.65	292.60	Vertical	Passed

Overall Graphs:





AH21051701-CON-126#001\_Restricted Bandedge\_5G UNII-1 (VHT20) 802.11ac\_Ch-36

9/7/2021 10:47:17 AM

No	Frequency (MHz)	Level Peak Reading (dBuV/m)	Correction Factor (dB)	Limit dBuV/m	Margin (dB)	Height (m)	Angle (°)	Polarization	Judgement
1.	5.1483242GHz	55.64	3.97	74.00	-18.36	1.88	202.50	Horizontal	Passed
2.	5.1483242GHz	51.53	3.97	74.00	-22.47	4.00	292.60	Vertical	Passed
3.	5.3966083GHz	46.40	4.63	74.00	-27.60	1.02	225.20	Horizontal	Passed
4.	5.3961281GHz	45.13	4.63	74.00	-28.87	4.00	292.60	Vertical	Passed

No	Frequency (MHz)	Level Average Reading (dBuV/m)	Correction Factor (dB)	Limit dBuV/m	Margin (dB)	Height (m)	Angle (°)	Polarization	Judgement
1.	5.1483242GHz	53.77	3.97	54.00	-0.23	1.88	202.50	Horizontal	Passed
2.	5.1478439GHz	49.28	3.97	54.00	-4.72	3.34	315.10	Vertical	Passed
3.	5.4038119GHz	45.02	4.64	54.00	-8.98	1.00	247.60	Horizontal	Passed
4.	5.3961281GHz	43.38	4.63	54.00	-10.62	4.00	292.60	Vertical	Passed

Overall Graphs:







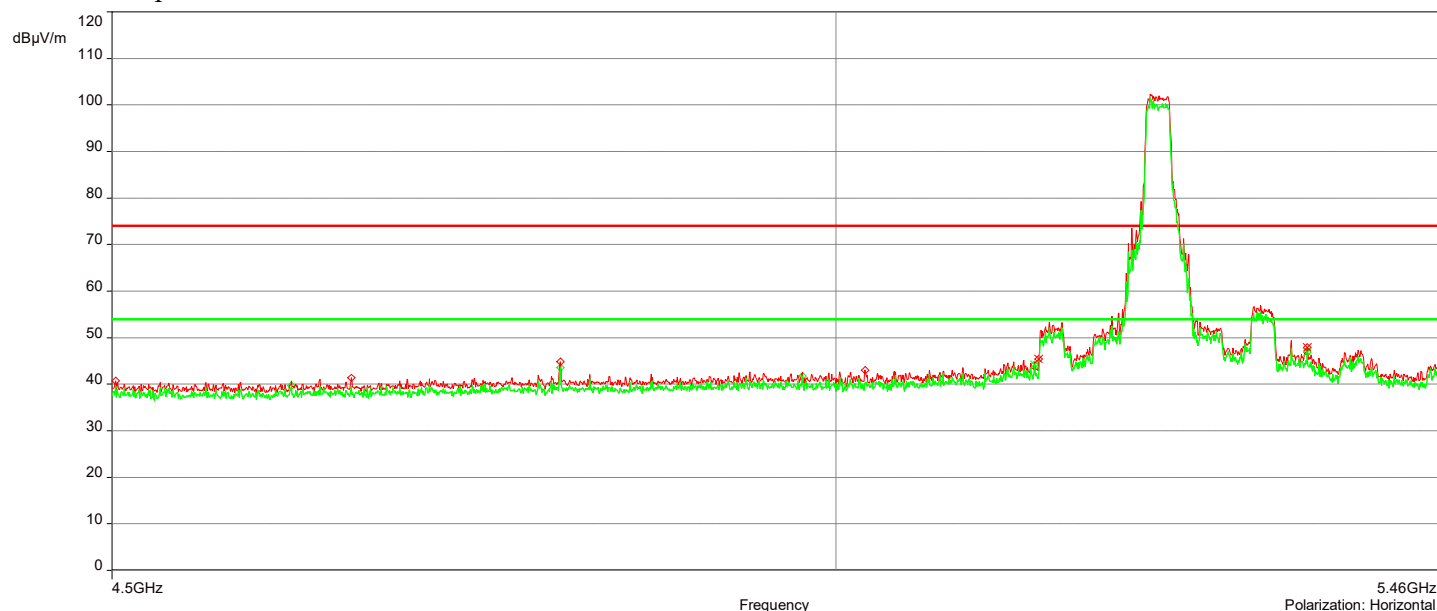
AH21051701-CON-126#001\_Restricted Bandedge\_5G UNII-1 (VHT20) 802.11ac\_Ch-48

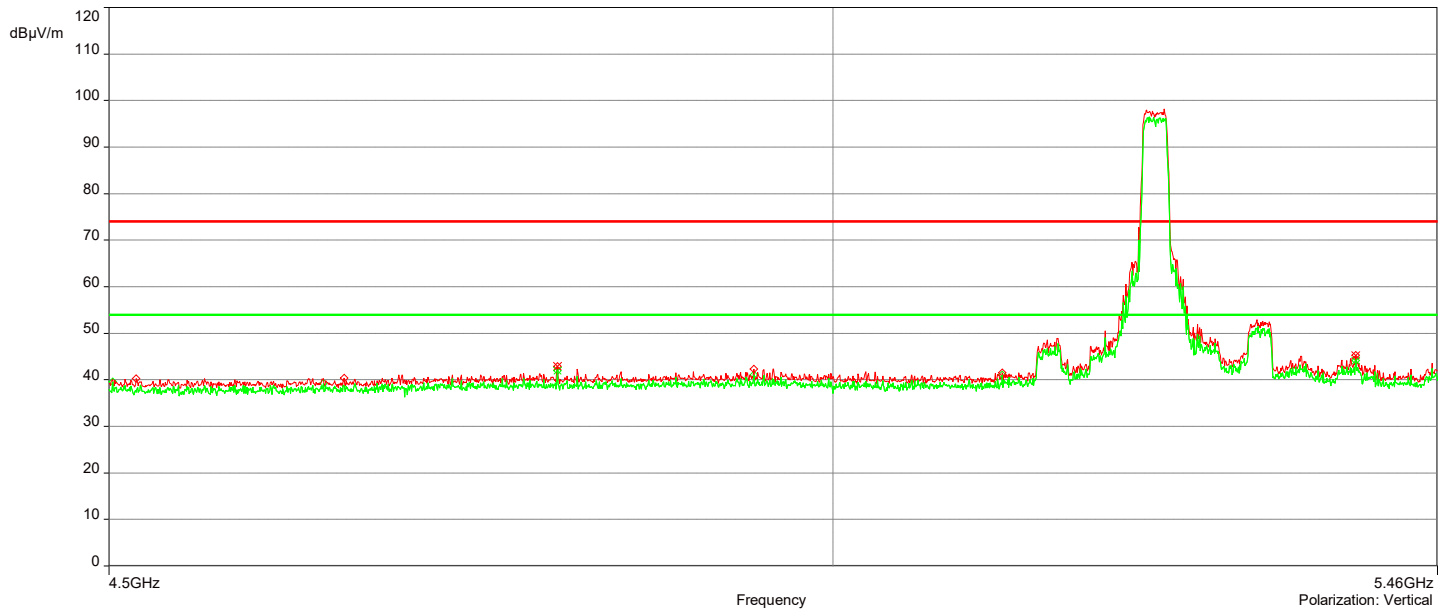
9/7/2021 11:28:08 AM

No	Frequency (MHz)	Level Peak Reading (dBuV/m)	Correction Factor (dB)	Limit dBuV/m	Margin (dB)	Height (m)	Angle (°)	Polarization	Judgement
1.	4.8035118GHz	42.95	3.95	74.00	-31.05	1.00	292.40	Vertical	Passed
2.	5.3956478GHz	45.28	4.63	74.00	-28.72	2.89	224.90	Vertical	Passed
3.	5.1497649GHz	45.37	3.97	74.00	-28.63	1.02	247.40	Horizontal	Passed
4.	5.3553077GHz	47.97	4.48	74.00	-26.03	1.48	202.40	Horizontal	Passed

No	Frequency (MHz)	Level Average Reading (dBuV/m)	Correction Factor (dB)	Limit dBuV/m	Margin (dB)	Height (m)	Angle (°)	Polarization	Judgement
1.	4.8035118GHz	41.98	3.95	54.00	-12.02	1.00	292.40	Vertical	Passed
2.	5.3956478GHz	44.16	4.63	54.00	-9.84	2.89	224.90	Vertical	Passed
3.	5.1468834GHz	44.22	3.96	54.00	-9.78	4.00	202.40	Horizontal	Passed
4.	5.3553077GHz	46.90	4.48	54.00	-7.10	1.48	202.40	Horizontal	Passed

Overall Graphs:





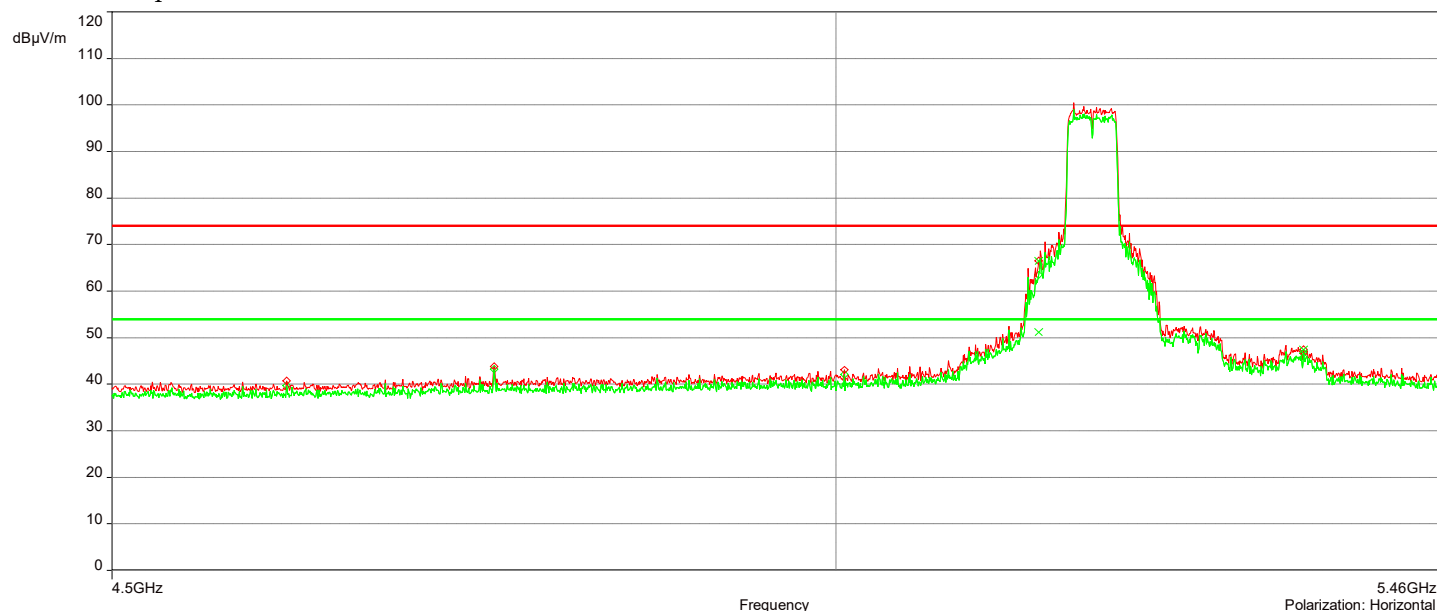
AH21051701-CON-126#001\_Restricted Bandedge\_5G UNII-1 (VHT40) 802.11ac\_Ch-38

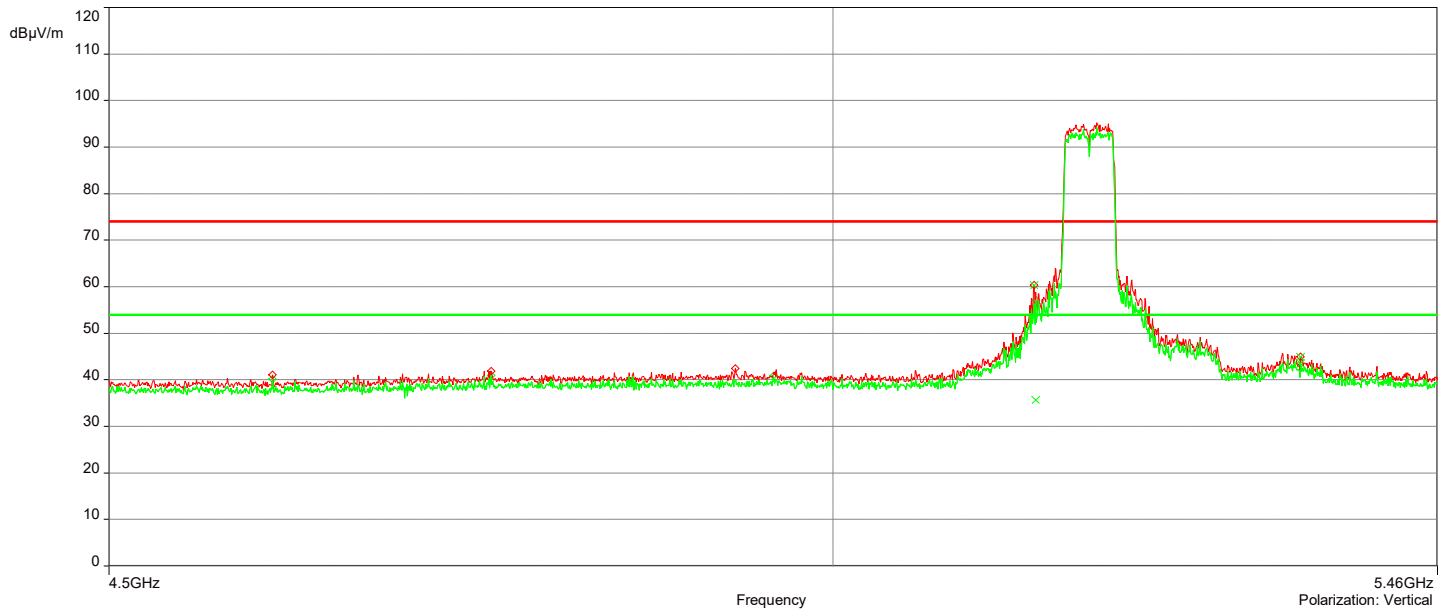
9/7/2021 11:50:18 AM

No	Frequency (MHz)	Level Peak Reading (dBuV/m)	Correction Factor (dB)	Limit dBuV/m	Margin (dB)	Height (m)	Angle (°)	Polarization	Judgement
1.	5.1488044GHz	60.39	3.97	74.00	-13.61	3.85	315.10	Vertical	Passed
2.	5.3524262GHz	45.01	4.47	74.00	-28.99	3.57	90.10	Vertical	Passed
3.	5.1497649GHz	66.53	3.97	74.00	-7.47	1.74	247.60	Horizontal	Passed
4.	5.3524262GHz	47.42	4.47	74.00	-26.58	3.15	180.20	Horizontal	Passed

No	Frequency (MHz)	Level Average Reading (dBuV/m)	Correction Factor (dB)	Limit dBuV/m	Margin (dB)	Height (m)	Angle (°)	Polarization	Judgment
1.	5.1497649GHz	35.71	3.97	54.00	-18.29	3.33	314.90	Vertical	Passed
2.	5.3524262GHz	43.46	4.47	54.00	-10.54	3.57	90.10	Vertical	Passed
3.	5.1497649GHz	51.19	3.97	54.00	-2.81	1.74	247.60	Horizontal	Passed
4.	5.3524262GHz	46.65	4.47	54.00	-7.35	3.15	180.20	Horizontal	Passed

Overall Graphs:





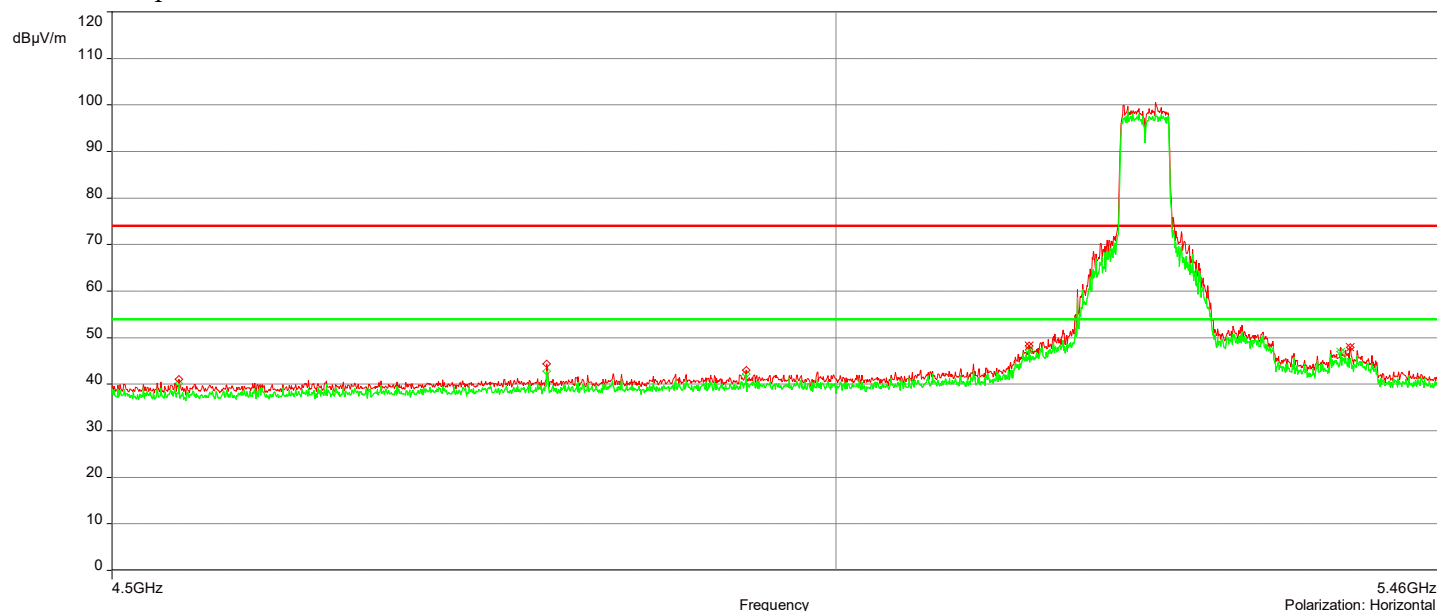
AH21051701-CON-126#001\_Restricted Bandedge\_5G UNII-1 (VHT40) 802.11ac\_Ch-46

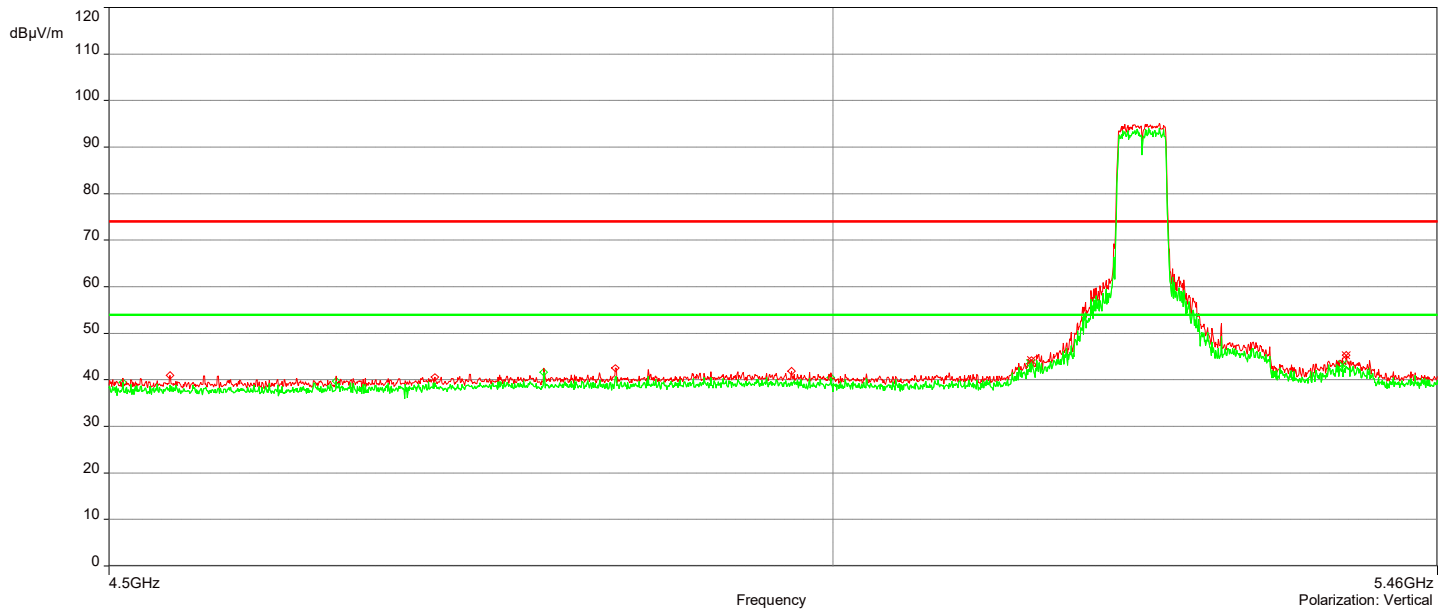
9/7/2021 12:28:43 PM

No	Frequency (MHz)	Level Peak Reading (dBuV/m)	Correction Factor (dB)	Limit dBuV/m	Margin (dB)	Height (m)	Angle (°)	Polarization	Judgement
1.	5.1468834GHz	44.28	3.96	74.00	-29.72	3.74	314.90	Vertical	Passed
2.	5.387964GHz	45.25	4.60	74.00	-28.75	3.44	292.40	Vertical	Passed
3.	5.3889245GHz	47.92	4.60	74.00	-26.08	1.14	247.40	Horizontal	Passed
4.	5.1425613GHz	48.30	3.95	74.00	-25.70	1.02	247.40	Horizontal	Passed

No	Frequency (MHz)	Level Average Reading (dBuV/m)	Correction Factor (dB)	Limit dBuV/m	Margin (dB)	Height (m)	Angle (°)	Polarization	Judgement
1.	5.1425613GHz	47.31	3.95	54.00	-6.69	1.02	247.40	Horizontal	Passed
2.	5.3812406GHz	47.00	4.57	54.00	-7.00	1.36	247.40	Horizontal	Passed
3.	5.145923GHz	43.49	3.96	54.00	-10.51	3.82	292.40	Vertical	Passed
4.	5.3850825GHz	43.39	4.59	54.00	-10.61	3.44	292.40	Vertical	Passed

Overall Graphs:





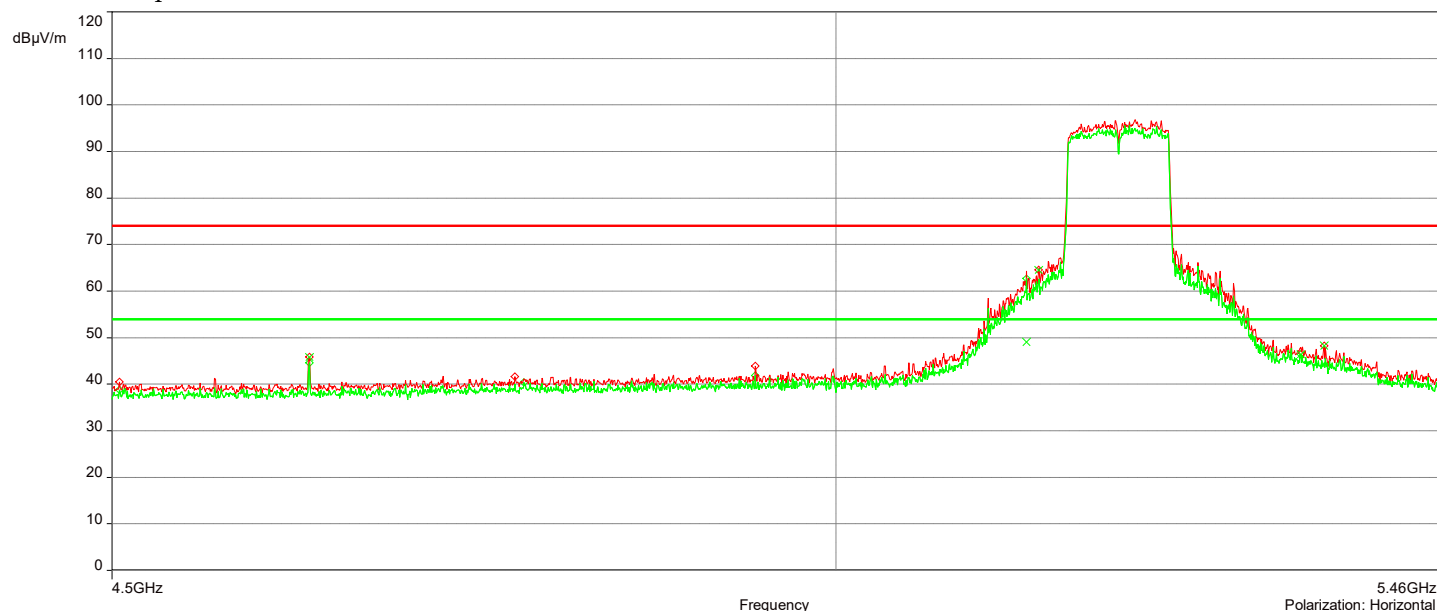
AH21051701-CON-126#001\_Restricted Bandedge\_5G UNII-1 (VHT80) 802.11ac\_Ch-42

9/7/2021 12:57:56 PM

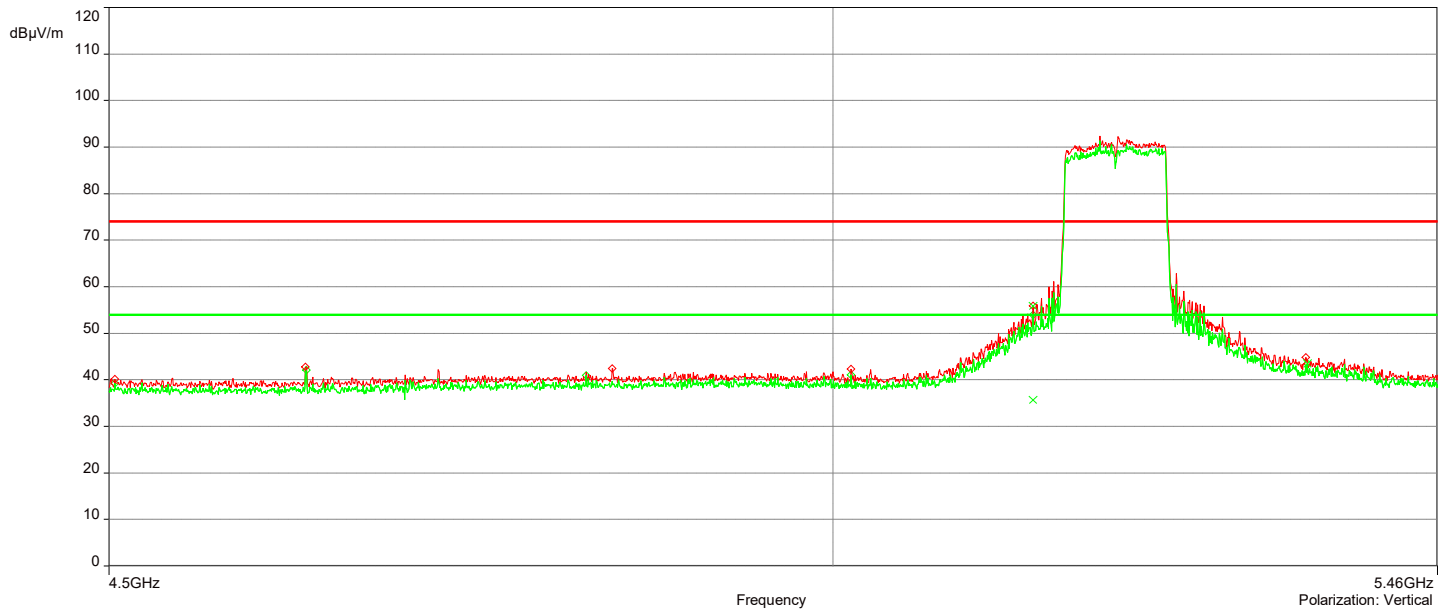
No	Frequency (MHz)	Level Peak Reading (dBuV/m)	Correction Factor (dB)	Limit dBuV/m	Margin (dB)	Height (m)	Angle (°)	Polarization	Judgement
1.	5.1497649GHz	64.59	3.97	74.00	-9.41	1.00	247.70	Horizontal	Passed
2.	5.1478439GHz	55.87	3.97	74.00	-18.13	3.32	315.10	Vertical	Passed
3.	5.3682741GHz	48.21	4.52	74.00	-25.79	1.12	247.70	Horizontal	Passed
4.	4.6311056GHz	45.87	3.11	74.00	-28.13	3.72	157.50	Horizontal	Passed

No	Frequency (MHz)	Level Average Reading (dBuV/m)	Correction Factor (dB)	Limit dBuV/m	Margin (dB)	Height (m)	Angle (°)	Polarization	Judgment
1.	5.1406403GHz	49.02	3.95	54.00	-4.98	1.00	247.90	Horizontal	Passed
2.	5.350025GHz	46.39	4.46	54.00	-7.61	1.00	247.70	Horizontal	Passed
3.	5.3577089GHz	43.50	4.48	54.00	-10.50	3.97	270.10	Vertical	Passed
4.	5.1478439GHz	35.70	3.97	54.00	-18.30	3.32	315.10	Vertical	Passed

Overall Graphs:





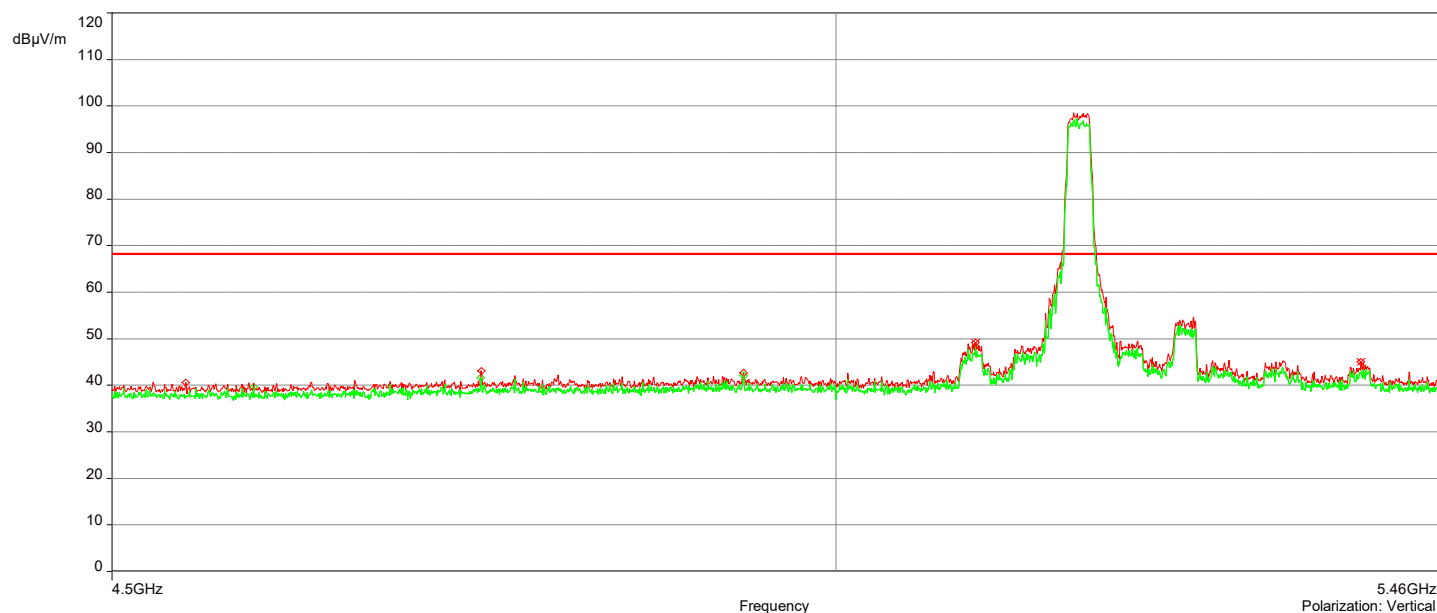
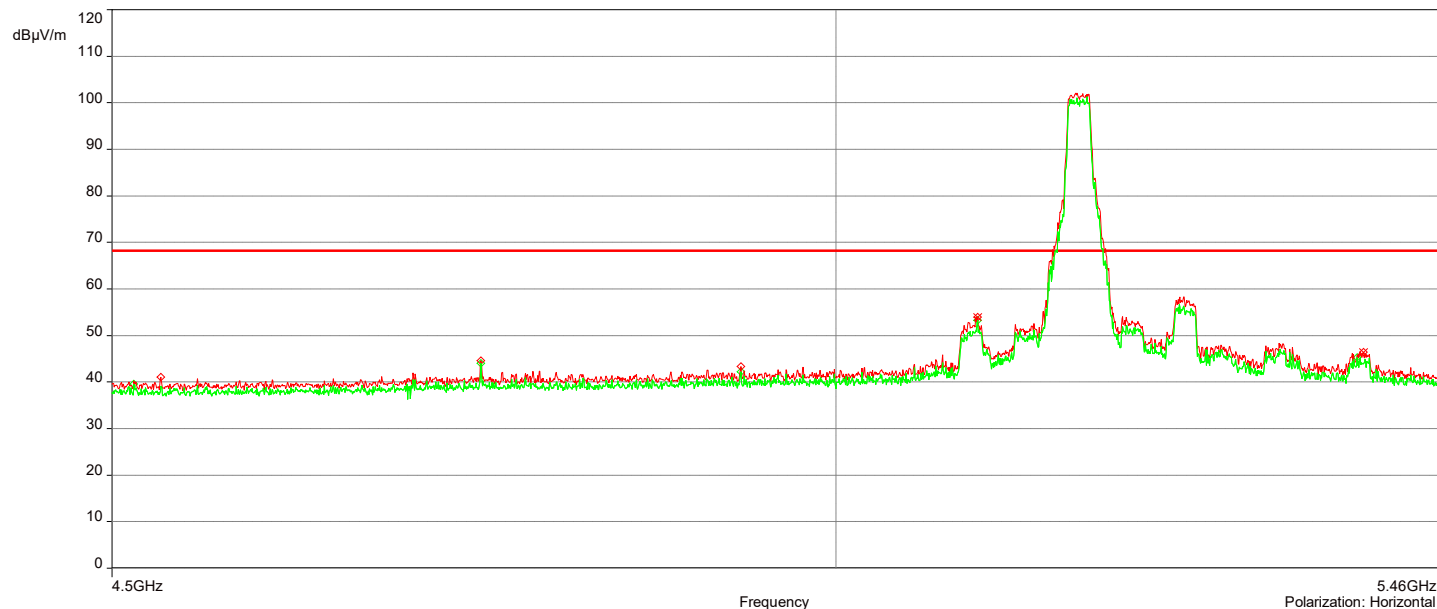


AH21051701-CON-126#001\_Unrestricted Bandedge\_5G UNII-1 802.11a\_Ch-36

9/3/2021 10:03:41 AM

No	Frequency (MHz)	Level Peak Reading (dBuV/m)	Correction Factor (dB)	Limit dBuV/m	Margin (dB)	Height (m)	Angle (°)	Polarization	Judgement
1	5.1027014GHz	49.11	3.87	68.23	-19.12	3.97	270.10	Vertical	Passed
2	5.3970885GHz	45.03	4.63	68.23	-23.20	3.15	292.60	Vertical	Passed
3	5.1041421GHz	53.99	3.87	68.23	-14.24	1.14	225.10	Horizontal	Passed
4	5.3990095GHz	46.39	4.64	68.23	-21.84	1.25	180.20	Horizontal	Passed

Overall Graphs:

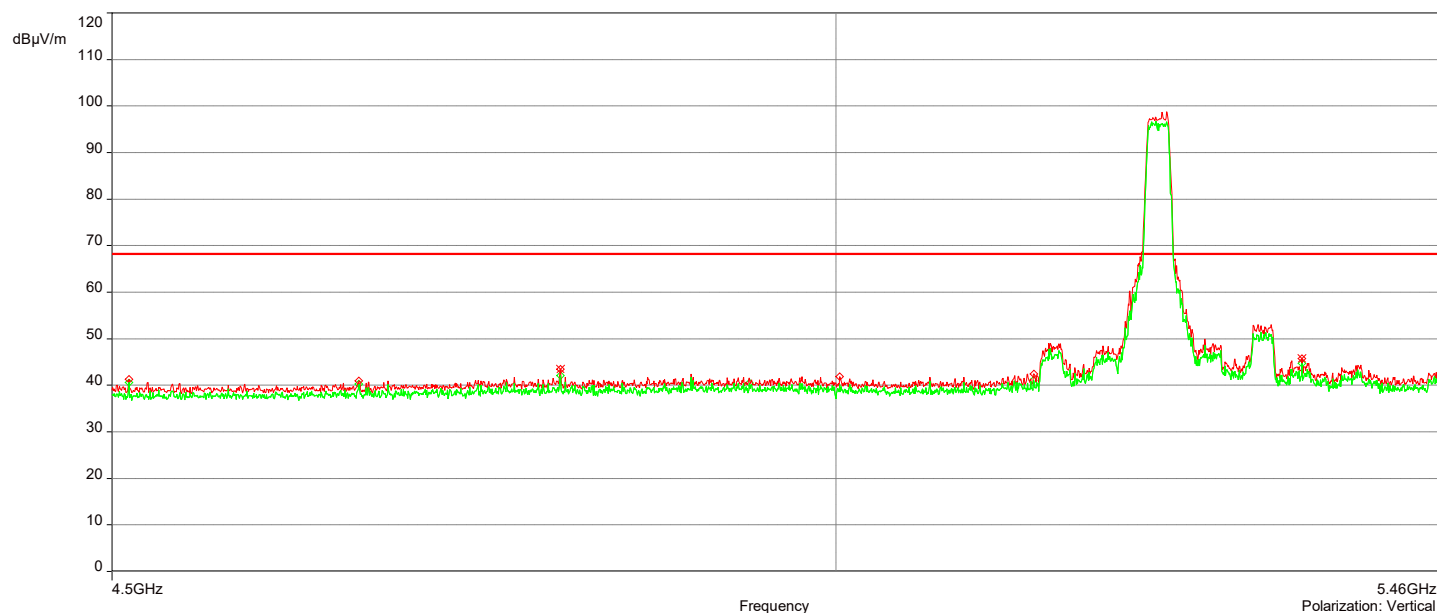
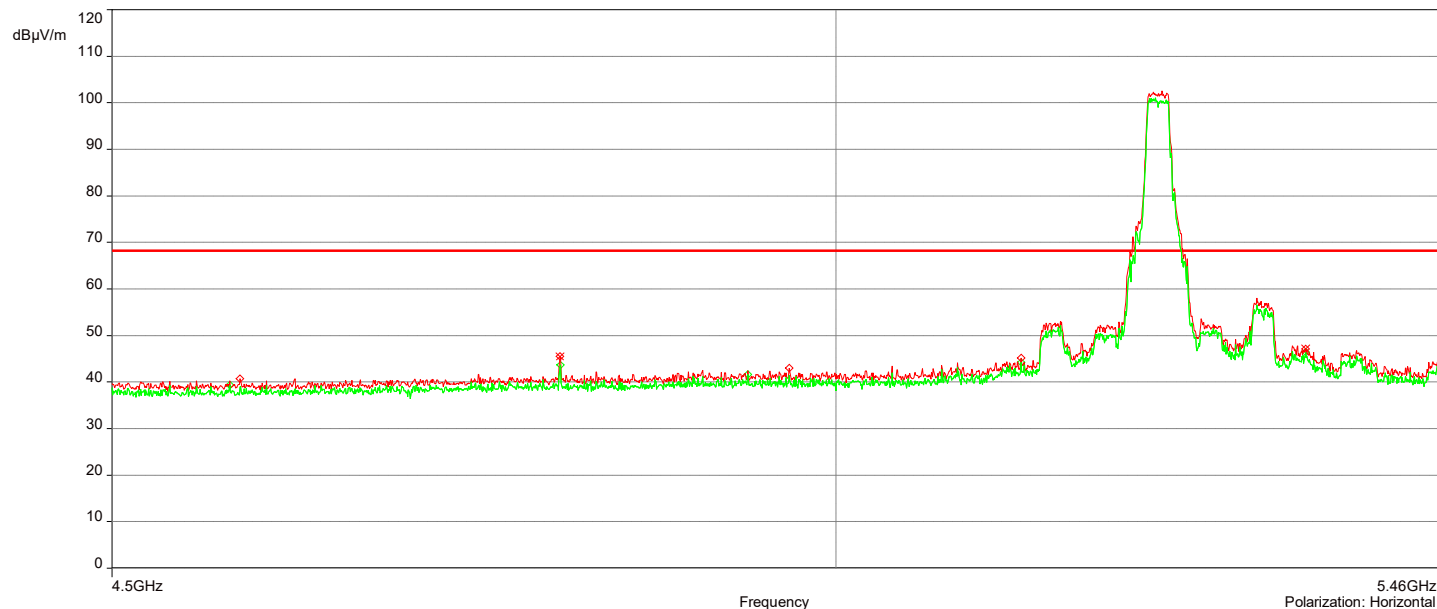


AH21051701-CON-126#001\_Unrestricted Bandedge\_5G UNII-1 802.11a\_Ch-48

9/3/2021 10:38:51 AM

No	Frequency (MHz)	Level Peak Reading (dBuV/m)	Correction Factor (dB)	Limit dBuV/m	Margin (dB)	Height (m)	Angle (°)	Polarization	Judgement
1.	4.8035118GHz	43.46	3.95	68.23	-24.77	3.76	269.90	Vertical	Passed
2.	5.3509855GHz	45.75	4.46	68.23	-22.48	4.00	269.90	Vertical	Passed
3.	4.8030315GHz	45.57	3.95	68.23	-22.66	1.59	202.40	Horizontal	Passed
4.	5.3538669GHz	47.12	4.47	68.23	-21.11	1.02	247.40	Horizontal	Passed

Overall Graphs:

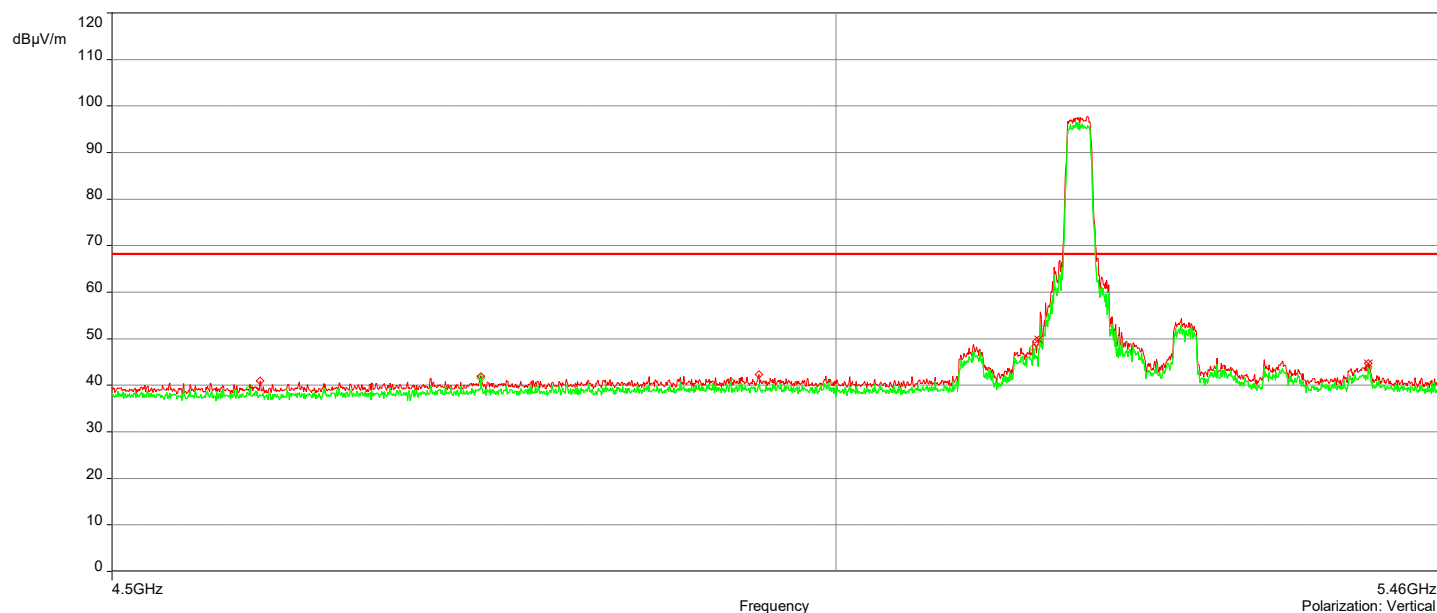
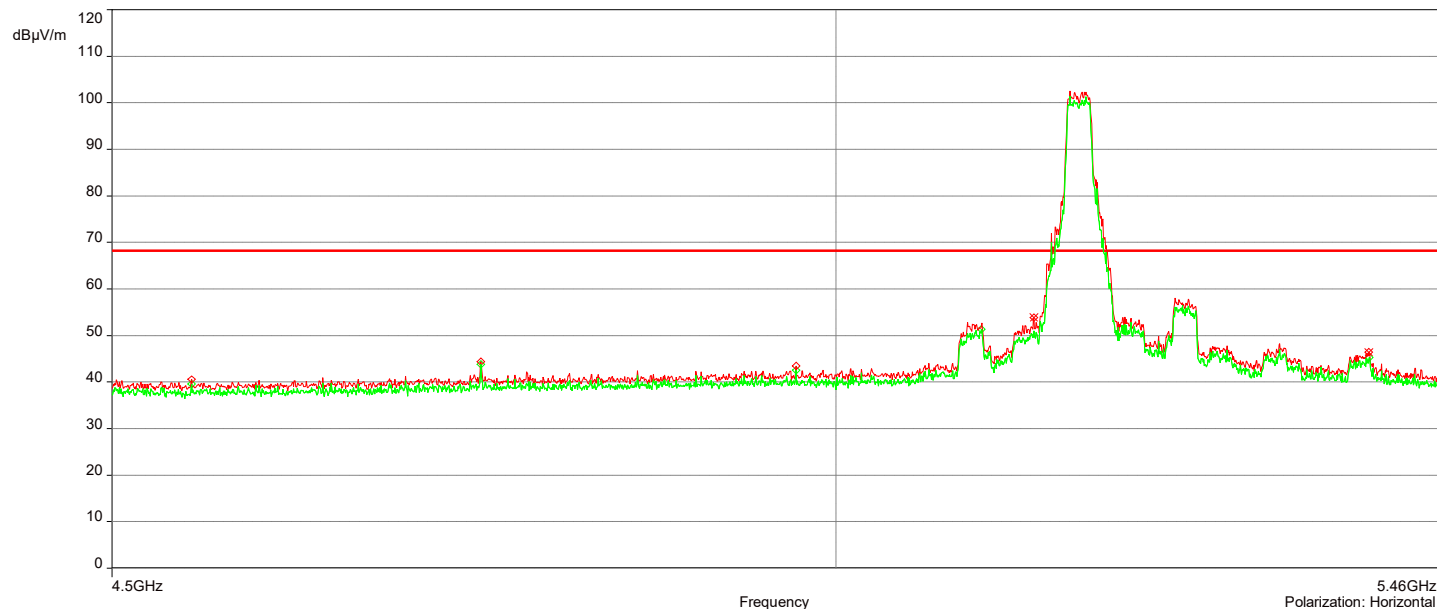


AH21051701-CON-126#001\_Unrestricted Bandedge\_5G UNII-1 (HT20) 802.11n\_Ch-36

9/3/2021 4:48:38 PM

No	Frequency (MHz)	Level Peak Reading (dBuV/m)	Correction Factor (dB)	Limit dBuV/m	Margin (dB)	Height (m)	Angle (°)	Polarization	Judgement
1.	5.1497649GHz	49.85	3.97	68.23	-18.38	3.97	270.10	Vertical	Passed
2.	5.4028514GHz	44.76	4.64	68.23	-23.47	3.56	270.10	Vertical	Passed
3.	5.1464032GHz	53.86	3.96	68.23	-14.37	3.31	247.60	Horizontal	Passed
4.	5.4033317GHz	46.48	4.64	68.23	-21.75	3.14	180.10	Horizontal	Passed

Overall Graphs:

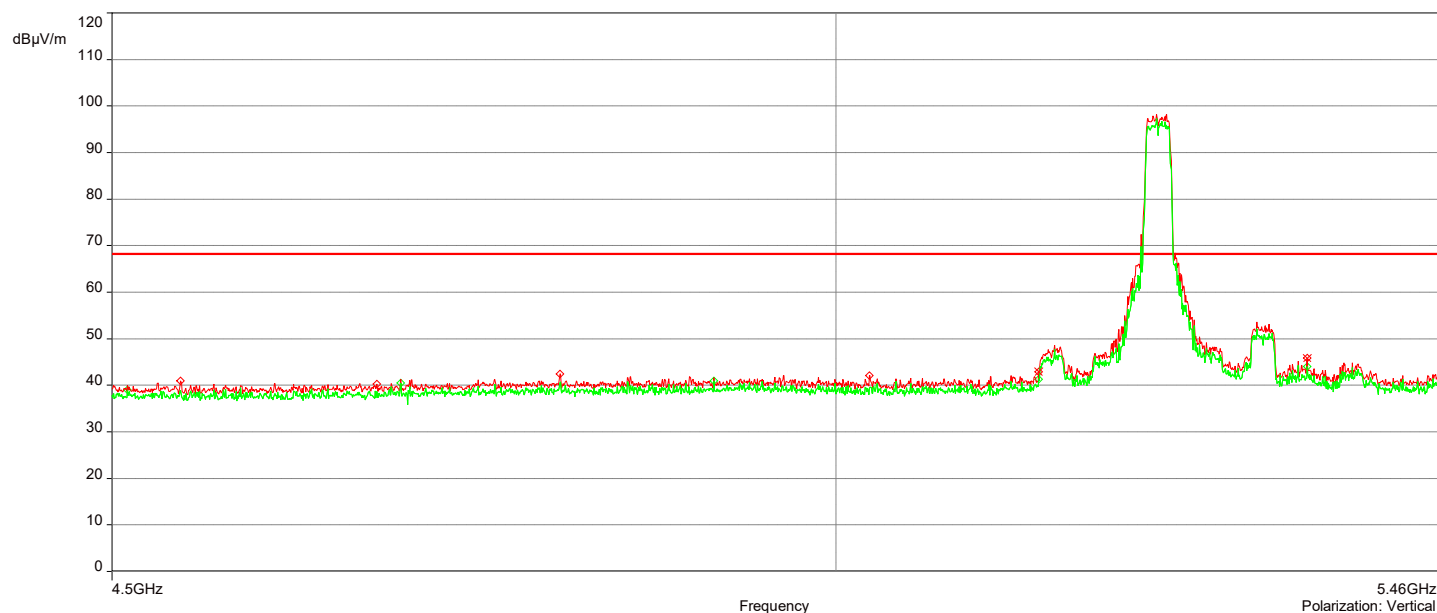
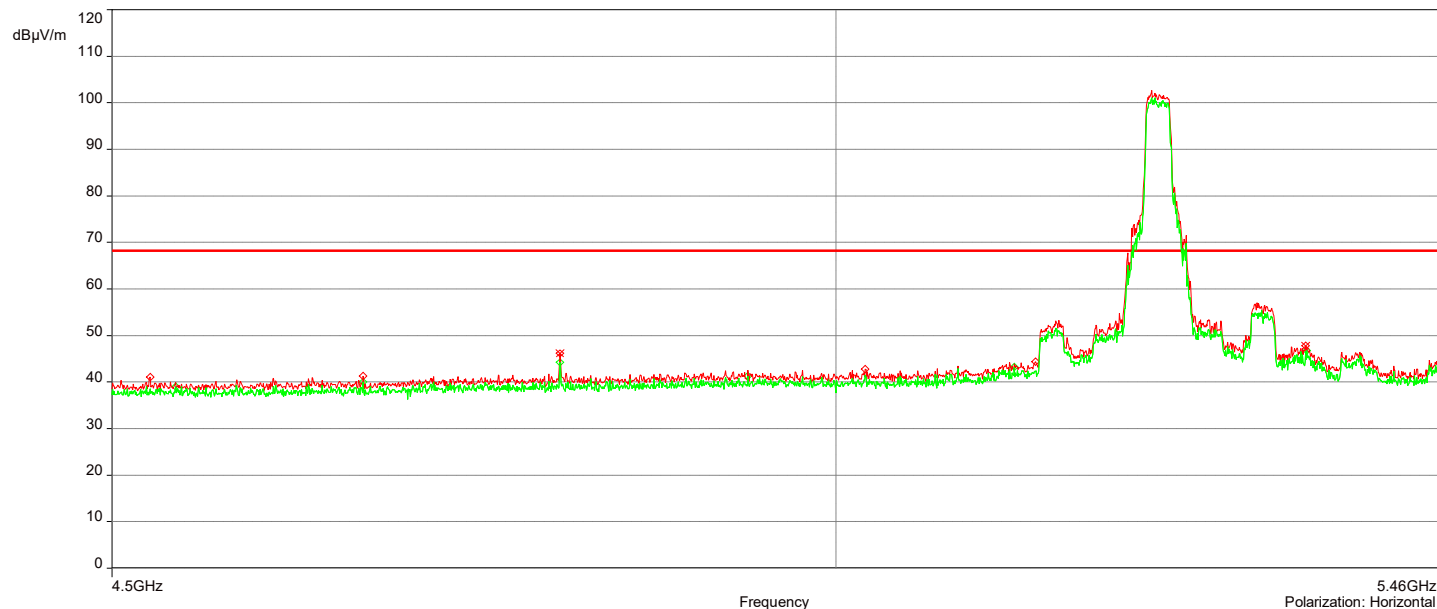


AH21051701-CON-126#001\_Unrestricted Bandedge\_5G UNII-1 (HT20) 802.11n\_Ch-48

9/3/2021 5:13:36 PM

No	Frequency (MHz)	Level Peak Reading (dBuV/m)	Correction Factor (dB)	Limit dBuV/m	Margin (dB)	Height (m)	Angle (°)	Polarization	Judgement
1.	5.1497649GHz	42.90	3.97	68.23	-25.33	3.77	314.90	Vertical	Passed
2.	5.3553077GHz	45.84	4.48	68.23	-22.39	3.33	112.40	Vertical	Passed
3.	4.8030315GHz	46.16	3.95	68.23	-22.07	3.03	202.40	Horizontal	Passed
4.	5.3538669GHz	47.79	4.47	68.23	-20.44	1.00	179.90	Horizontal	Passed

Overall Graphs:

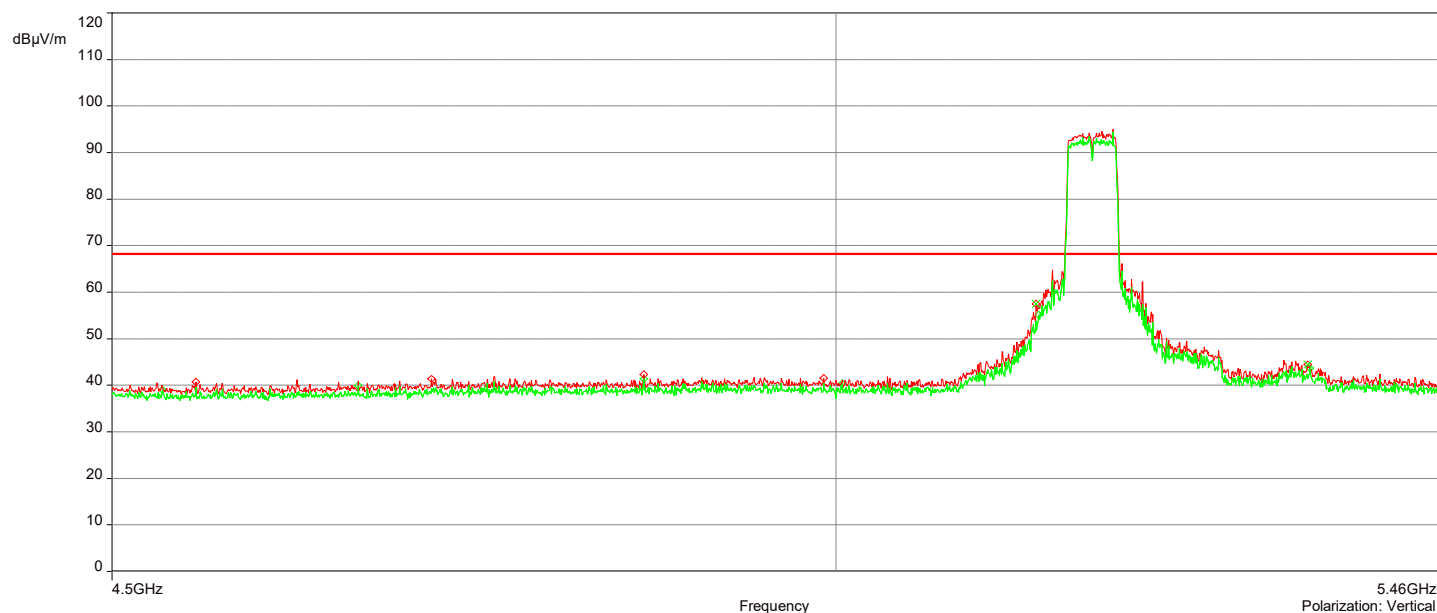
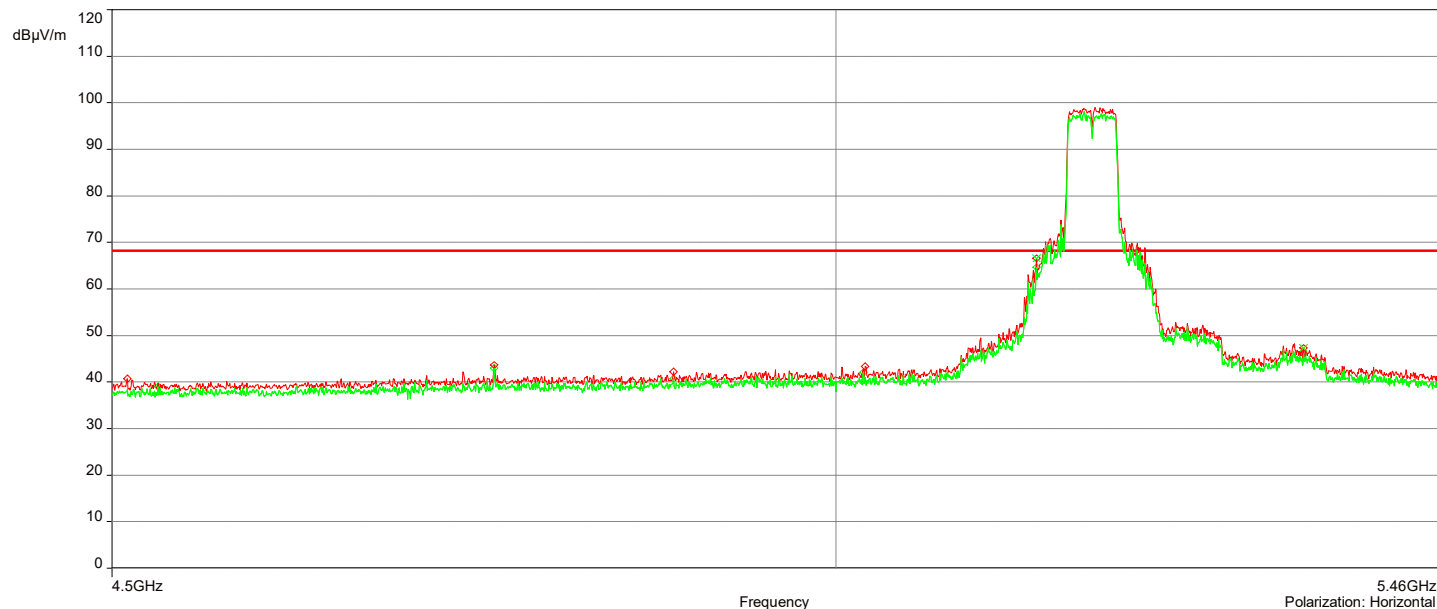


AH21051701-CON-126#001\_Unrestricted Bandedge\_5G UNII-1 (HT40) 802.11n\_Ch-38

9/3/2021 5:35:58 PM

No	Frequency (MHz)	Level Peak Reading (dBuV/m)	Correction Factor (dB)	Limit dBuV/m	Margin (dB)	Height (m)	Angle (°)	Polarization	Judgement
1.	5.1478439GHz	57.46	3.97	68.23	-10.77	3.27	292.60	Vertical	Passed
2.	5.3557879GHz	44.53	4.48	68.23	-23.70	3.27	112.70	Vertical	Passed
3.	5.1483242GHz	66.64	3.97	68.23	-1.59	1.36	247.60	Horizontal	Passed
4.	5.3524262GHz	47.30	4.47	68.23	-20.93	1.00	247.60	Horizontal	Passed

Overall Graphs:

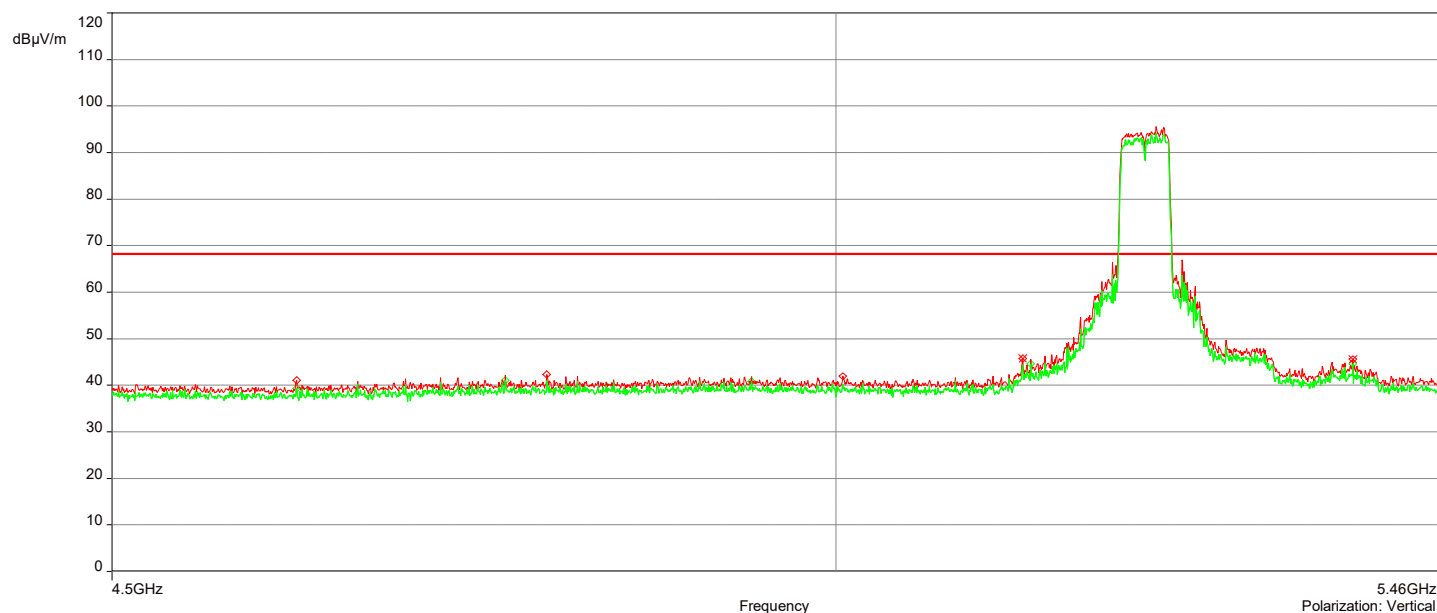
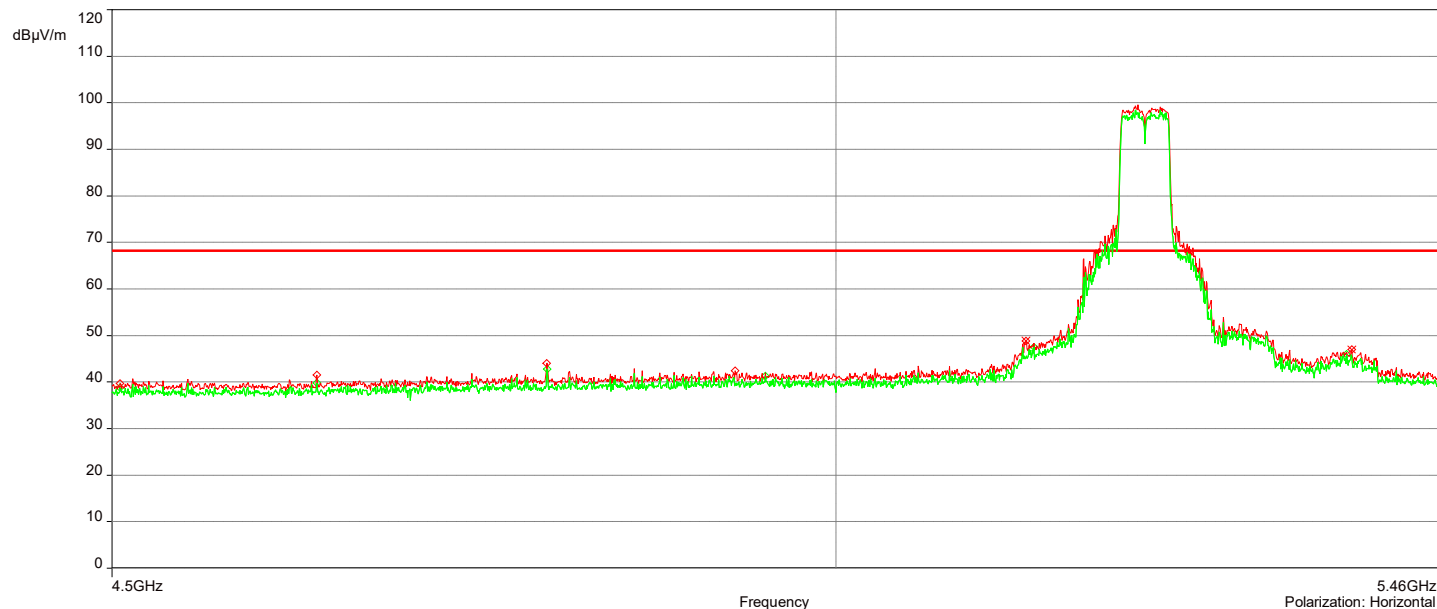


AH21051701-CON-126#001\_Unrestricted Bandedge\_5G UNII-1 (HT40) 802.11n\_Ch-46

9/3/2021 6:13:51 PM

No	Frequency (MHz)	Level Peak Reading (dBuV/m)	Correction Factor (dB)	Limit dBuV/m	Margin (dB)	Height (m)	Angle (°)	Polarization	Judgement
1.	5.1377589GHz	45.70	3.94	68.23	-22.53	3.97	270.10	Vertical	Passed
2.	5.3908454GHz	45.63	4.61	68.23	-22.60	3.97	270.10	Vertical	Passed
3.	5.1401601GHz	48.84	3.95	68.23	-19.39	1.27	202.60	Horizontal	Passed
4.	5.3898849GHz	47.02	4.61	68.23	-21.21	1.00	247.60	Horizontal	Passed

Overall Graphs:

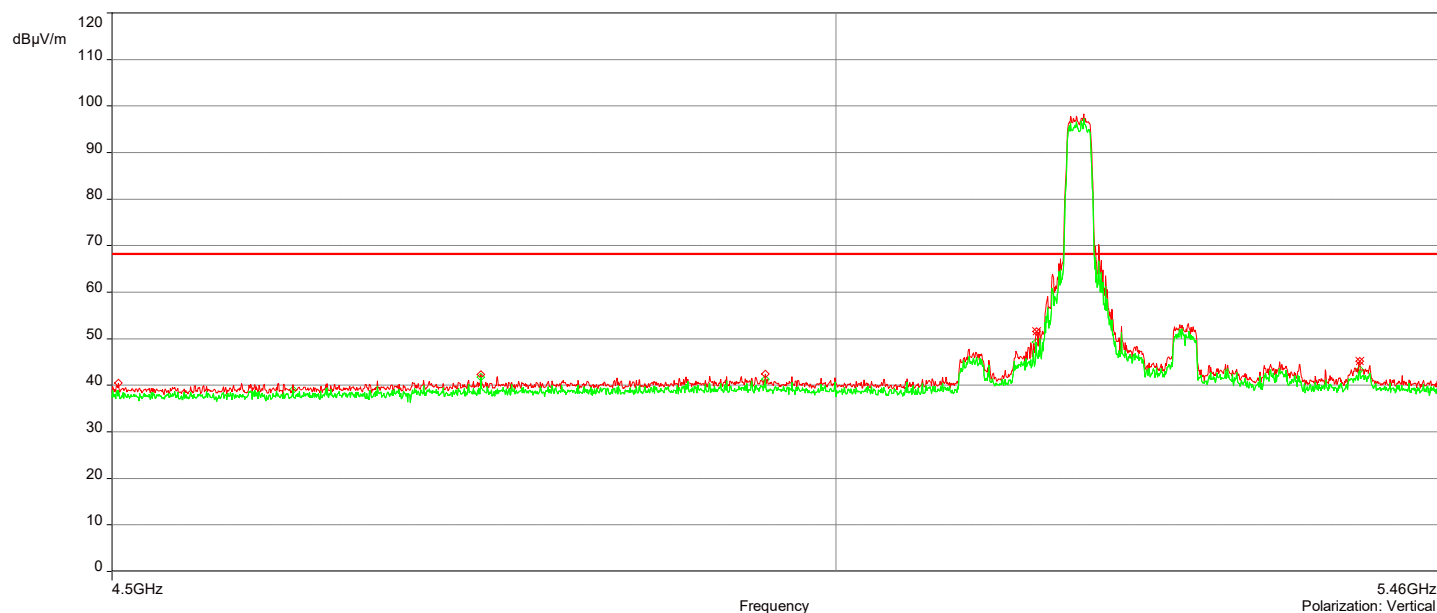


AH21051701-CON-126#001\_Unrestricted Bandedge\_5G UNII-1 (VHT20) 802.11ac\_Ch-36

9/7/2021 10:47:17 AM

No	Frequency (MHz)	Level Peak Reading (dBuV/m)	Correction Factor (dB)	Limit dBuV/m	Margin (dB)	Height (m)	Angle (°)	Polarization	Judgement
1.	5.1483242GHz	51.53	3.97	68.23	-16.70	4.00	292.60	Vertical	Passed
2.	5.3961281GHz	45.13	4.63	68.23	-23.10	3.79	247.60	Vertical	Passed
3.	5.1483242GHz	55.64	3.97	68.23	-12.59	1.88	202.50	Horizontal	Passed
4.	5.3966083GHz	46.40	4.63	68.23	-21.83	1.02	225.20	Horizontal	Passed

Overall Graphs:



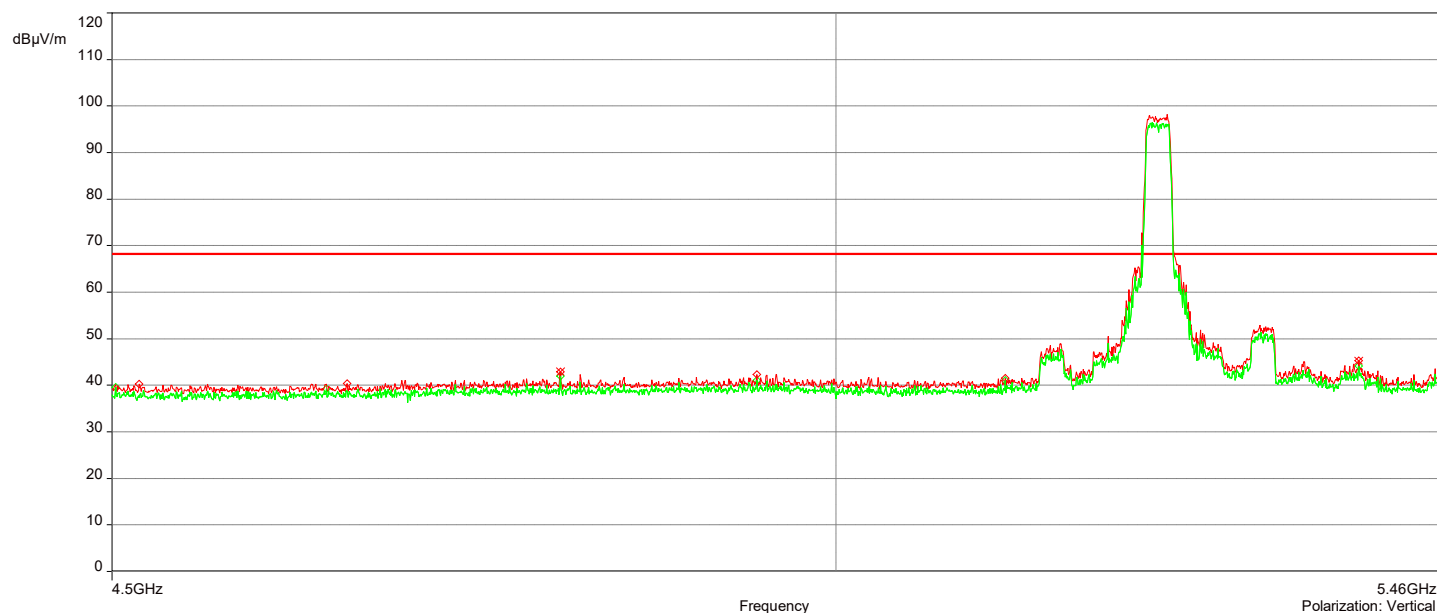
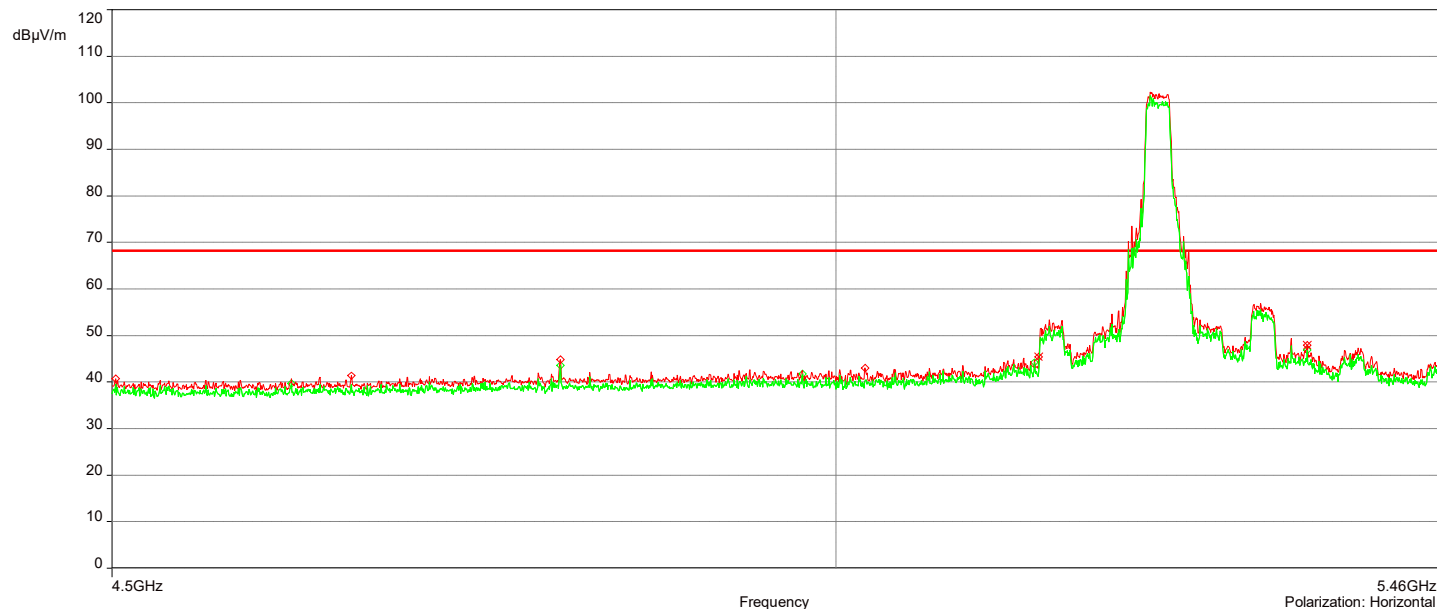


AH21051701-CON-126#001\_Unrestricted Bandedge\_5G UNII-1 (VHT20) 802.11ac\_Ch-48

9/7/2021 11:28:08 AM

No	Frequency (MHz)	Level Peak Reading (dBuV/m)	Correction Factor (dB)	Limit dBuV/m	Margin (dB)	Height (m)	Angle (°)	Polarization	Judgement
1.	4.8035118GHz	42.95	3.95	68.23	-25.28	3.70	292.40	Vertical	Passed
2.	5.3956478GHz	45.28	4.63	68.23	-22.95	2.89	224.90	Vertical	Passed
3.	5.1497649GHz	45.37	3.97	68.23	-22.86	1.02	247.40	Horizontal	Passed
4.	5.3553077GHz	47.97	4.48	68.23	-20.26	1.48	202.40	Horizontal	Passed

Overall Graphs:

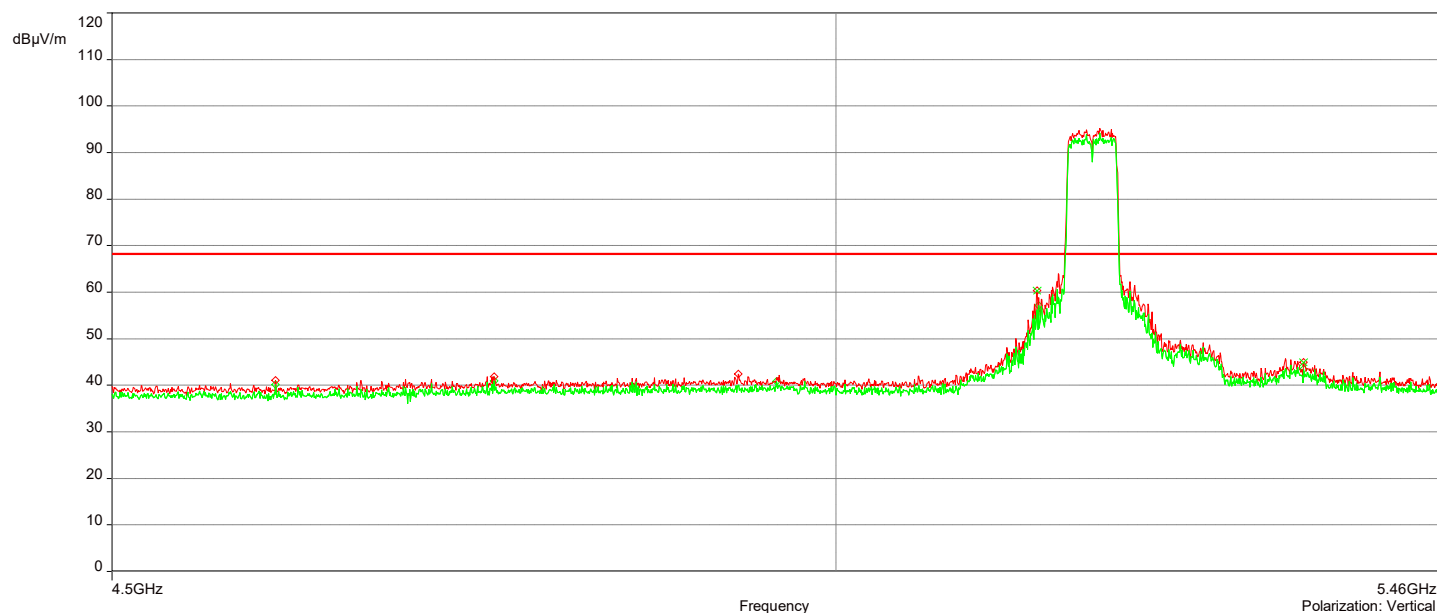
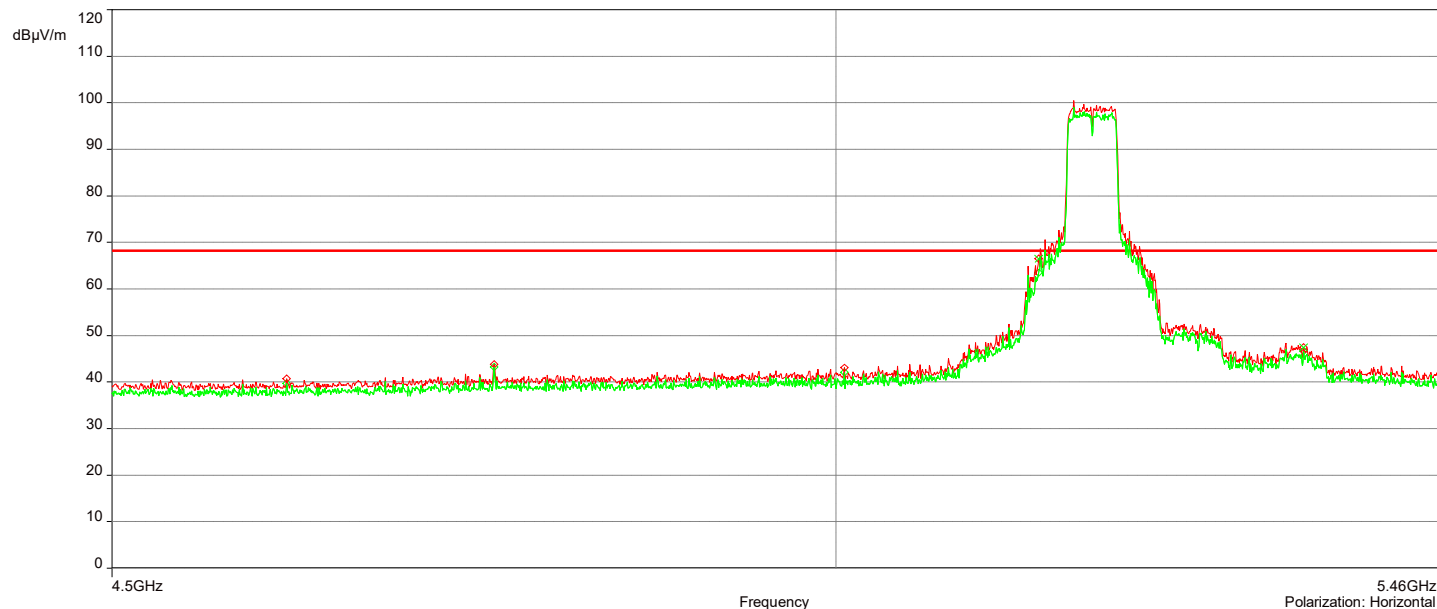


AH21051701-CON-126#001\_Unrestricted Bandedge\_5G UNII-1 (VHT40) 802.11ac\_Ch-38

9/7/2021 11:50:18 AM

No	Frequency (MHz)	Level Peak Reading (dBuV/m)	Correction Factor (dB)	Limit dBuV/m	Margin (dB)	Height (m)	Angle (°)	Polarization	Judgement
1.	5.1488044GHz	60.39	3.97	68.23	-7.84	3.85	315.10	Vertical	Passed
2.	5.3524262GHz	45.01	4.47	68.23	-23.22	3.57	90.10	Vertical	Passed
3.	5.1497649GHz	66.53	3.97	68.23	-1.70	1.74	247.60	Horizontal	Passed
4.	5.3524262GHz	47.42	4.47	68.23	-20.81	3.15	180.20	Horizontal	Passed

Overall Graphs:

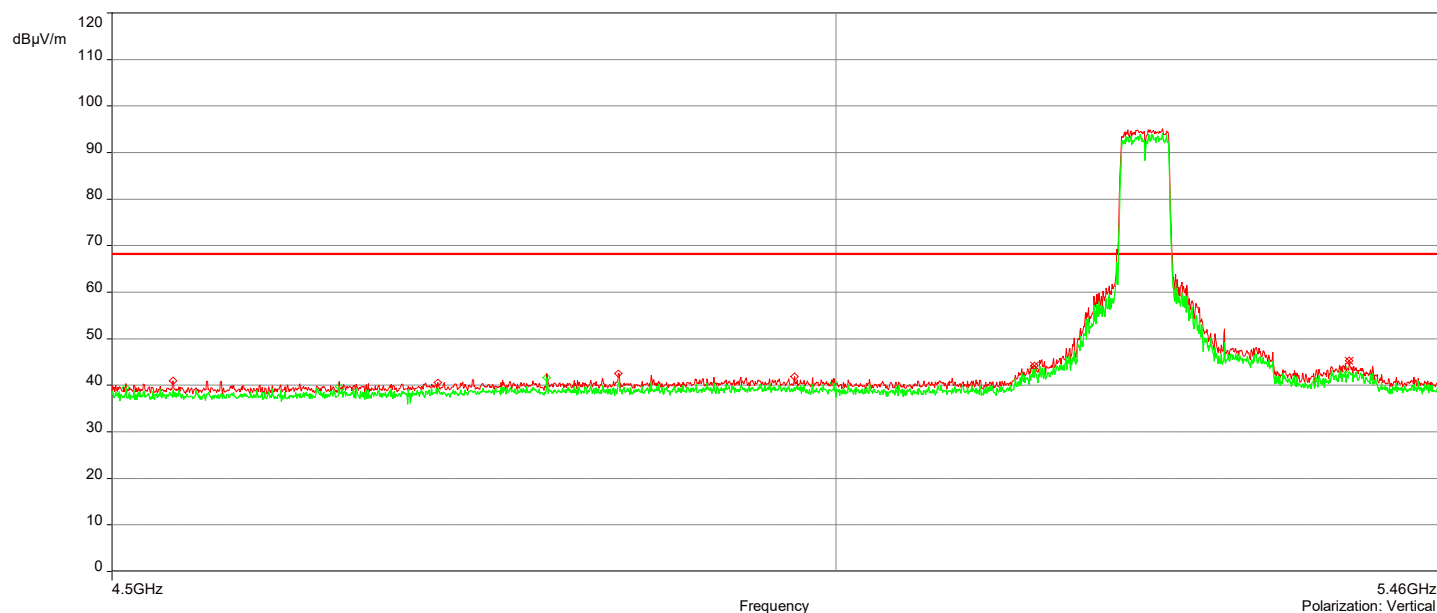
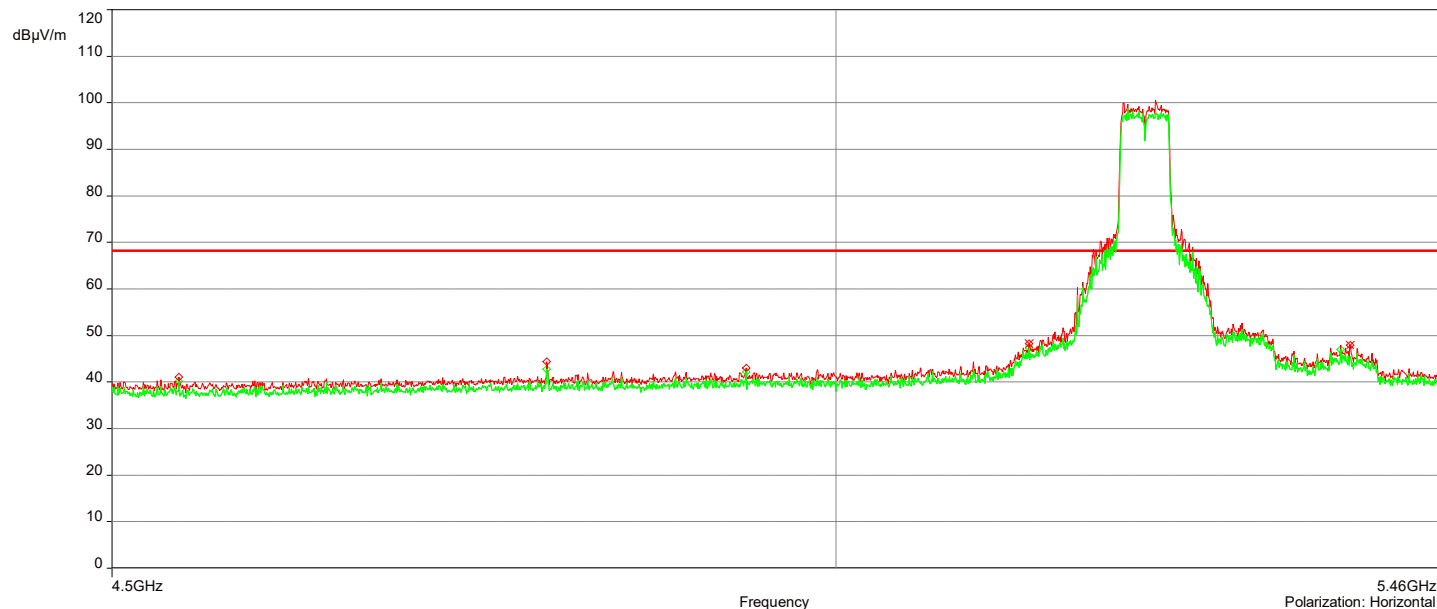


AH21051701-CON-126#001\_Unrestricted Bandedge\_5G UNII-1 (VHT40) 802.11ac\_Ch-46

9/7/2021 12:28:43 PM

No	Frequency (MHz)	Level Peak Reading (dBuV/m)	Correction Factor (dB)	Limit dBuV/m	Margin (dB)	Height (m)	Angle (°)	Polarization	Judgement
1.	5.1468834GHz	44.28	3.96	68.23	-23.95	3.74	314.90	Vertical	Passed
2.	5.387964GHz	45.25	4.60	68.23	-22.98	3.44	292.40	Vertical	Passed
3.	5.1425613GHz	48.30	3.95	68.23	-19.93	1.02	247.40	Horizontal	Passed
4.	5.3889245GHz	47.92	4.60	68.23	-20.31	1.14	247.40	Horizontal	Passed

Overall Graphs:

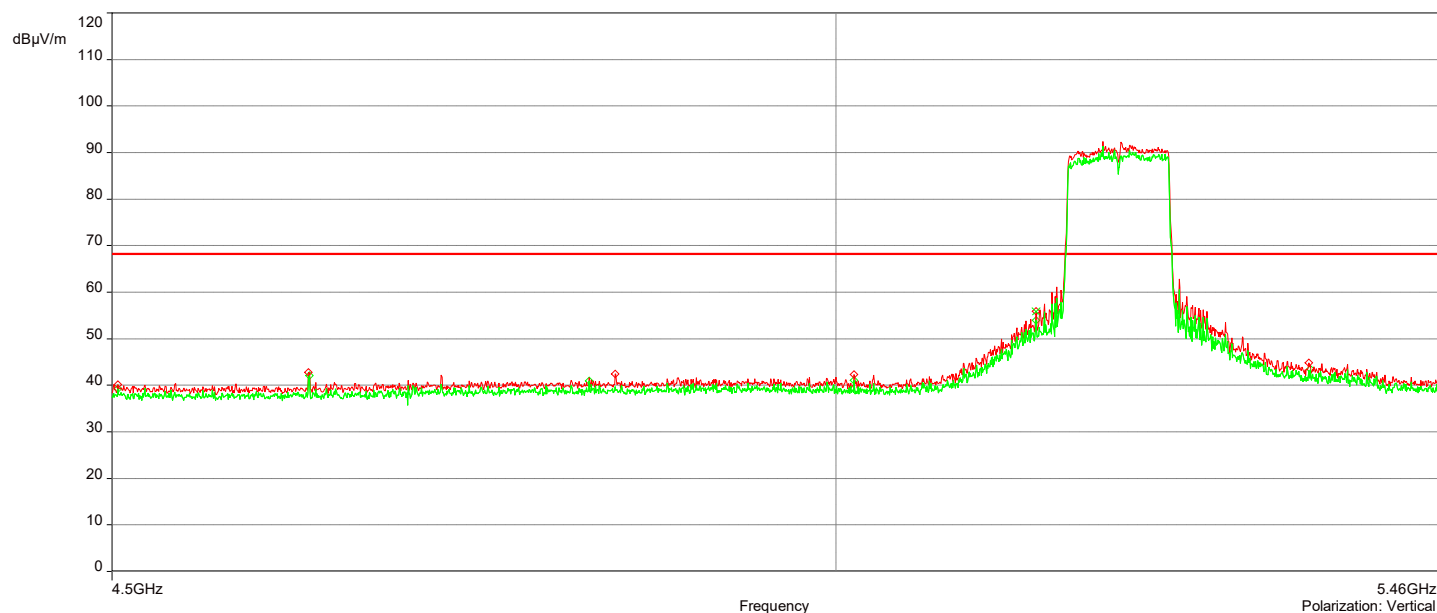
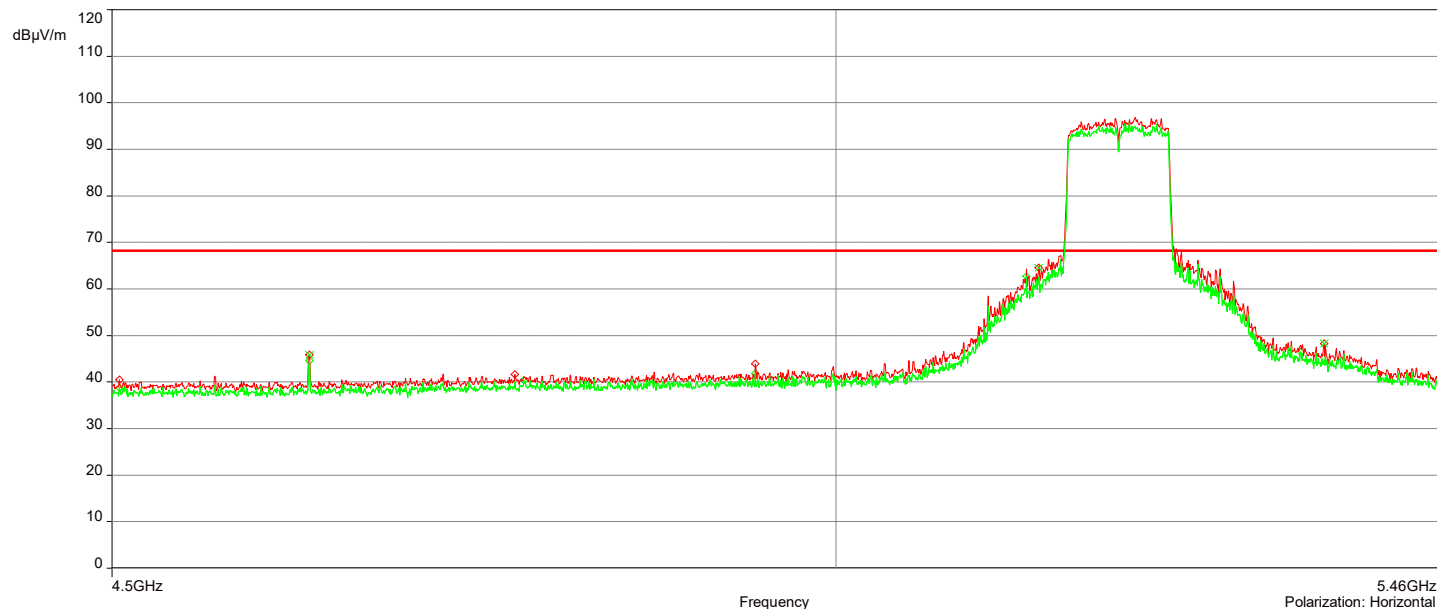


AH21051701-CON-126#001\_Unrestricted Bandedge\_5G UNII-1 (VHT80) 802.11ac\_Ch-42

9/7/2021 12:57:56 PM

No	Frequency (MHz)	Level Peak Reading (dBuV/m)	Correction Factor (dB)	Limit dBuV/m	Margin (dB)	Height (m)	Angle (°)	Polarization	Judgement
1.	5.1478439GHz	55.87	3.97	68.23	-12.36	3.32	315.10	Vertical	Passed
2.	4.6311056GHz	45.87	3.11	68.23	-22.36	3.72	157.50	Horizontal	Passed
3.	5.1497649GHz	64.59	3.97	68.23	-3.64	1.00	247.70	Horizontal	Passed
4.	5.3682741GHz	48.21	4.52	68.23	-20.02	1.12	247.70	Horizontal	Passed

Overall Graphs:



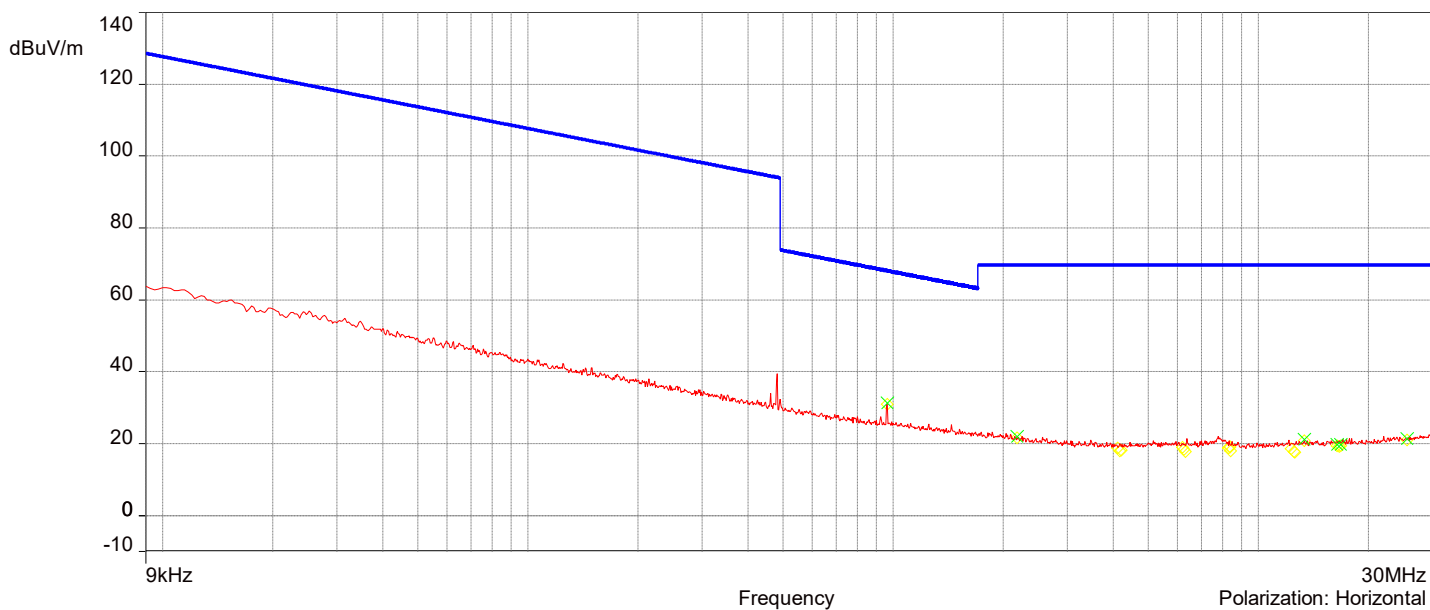
UNII-3

AH21051701-CON-126#001\_802.11a UNII-3 CH157\_9kHz-30MHz\_Ground-Parallel

6/16/2021 9:35:35 AM

No	Frequency	Level Peak Reading (dBuV/m)	Correction Factor (dB)	Limit dBuV/m	Margin (dB)	Height (m)	Angle (°)	Judgement
1.	962.25kHz	31.05	19.12	67.94	-36.89	1.00	30.00	Passed
2.	2.186MHz	21.63	19.10	69.54	-47.91	1.00	0.10	Passed
3.	13.3785MHz	20.86	19.61	69.54	-48.68	1.00	150.00	Passed
4.	16.42225MHz	19.32	19.70	69.54	-50.22	1.00	300.10	Passed
5.	16.8045MHz	19.34	19.70	69.54	-50.20	1.00	90.20	Passed
6.	25.58175MHz	21.07	20.70	69.54	-48.48	1.00	270.10	Passed

Overall Graphs:

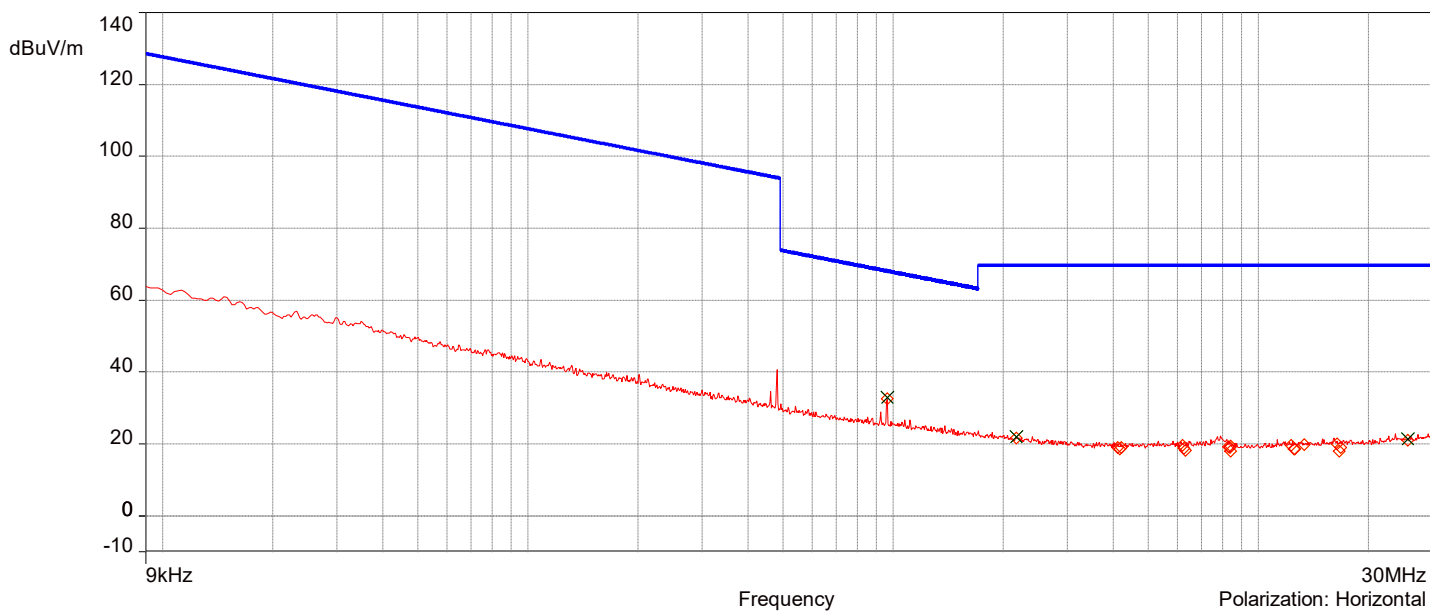


AH21051701-CON-126#001\_802.11a UNII-3 CH157\_9kHz-30MHz\_Parallel

6/16/2021 9:26:56 AM

No	Frequency	Level Peak Reading (dBuV/m)	Correction Factor (dB)	Limit dBuV/m	Margin (dB)	Height (m)	Angle (°)	Judgement
1.	962.5kHz	32.68	19.12	67.94	-35.26	1.00	59.9	Passed
2.	2.17775MHz	21.54	19.10	69.54	-48.00	1.00	299.9	Passed
3.	25.663MHz	21.07	20.71	69.54	-48.47	1.00	89.9	Passed

Overall Graphs:

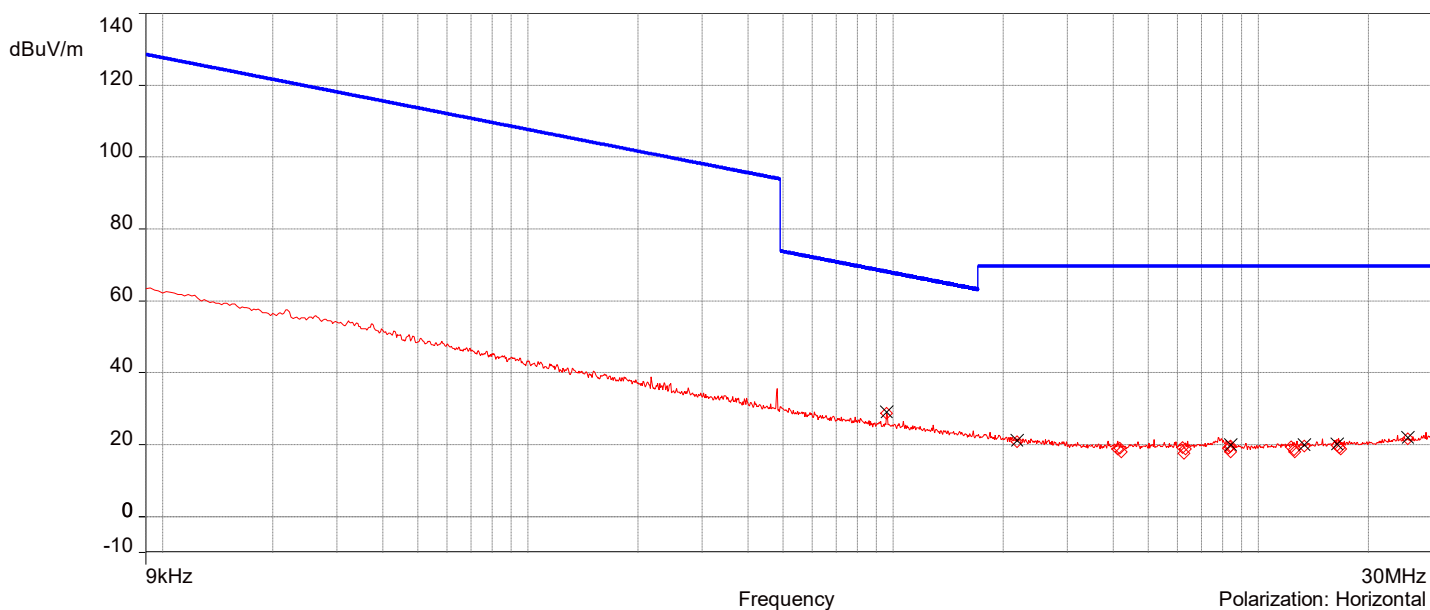


AH21051701-CON-126#001\_802.11a UNII-3 CH157\_9kHz-30MHz\_Perpendicular

6/16/2021 9:48:08 AM

No	Frequency (MHz)	Level Q-Peak Reading (dBuV/m)	Correction Factor (dB)	Limit dBuV/m	Margin (dB)	Height (m)	Angle (°)	Judgement
1.	962kHz	28.83	19.12	67.94	-39.11	1.00	149.90	Passed
2.	2.18575MHz	20.89	19.10	69.54	-48.65	1.00	29.90	Passed
3.	8.38425MHz	19.54	19.14	69.54	-50.01	1.00	149.90	Passed
4.	13.36475MHz	19.60	19.61	69.54	-49.95	1.00	0.10	Passed
5.	16.4205MHz	19.75	19.70	69.54	-49.79	1.00	299.90	Passed
6.	25.64275MHz	21.56	20.70	69.54	-47.99	1.00	329.90	Passed

Overall Graphs:

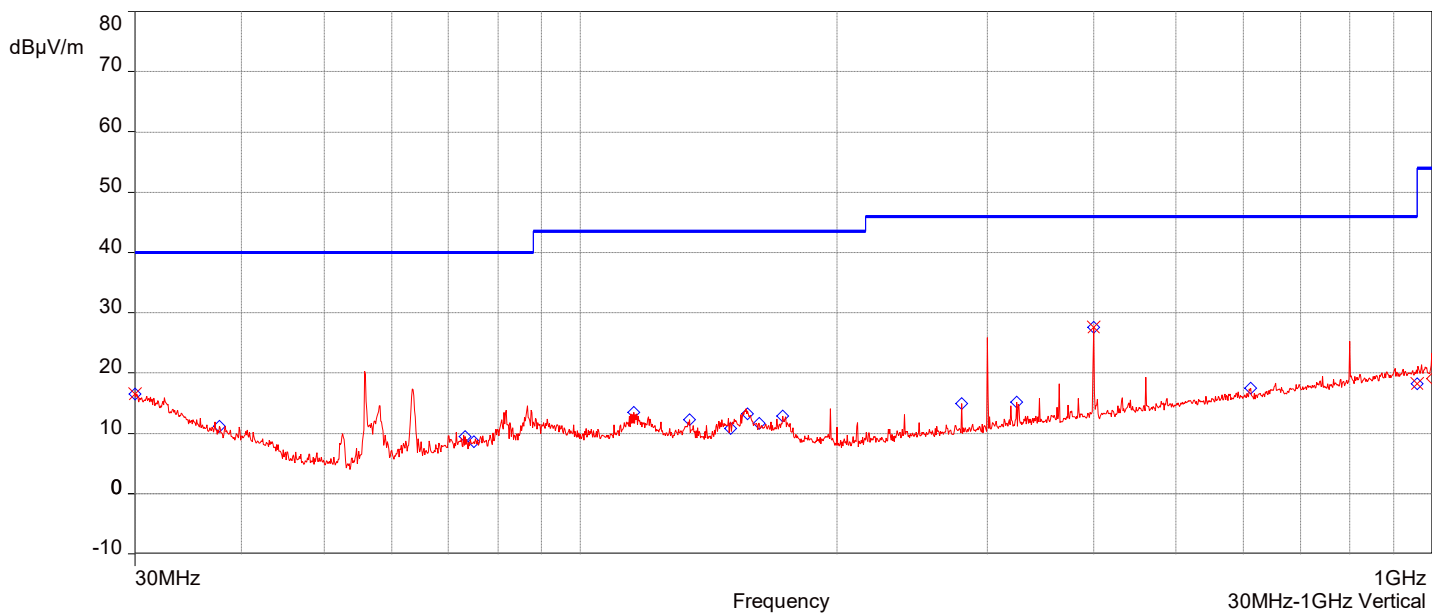


AH21051701-CON-126#001\_802.11a UNII-3 CH149\_30MHz-1GHz

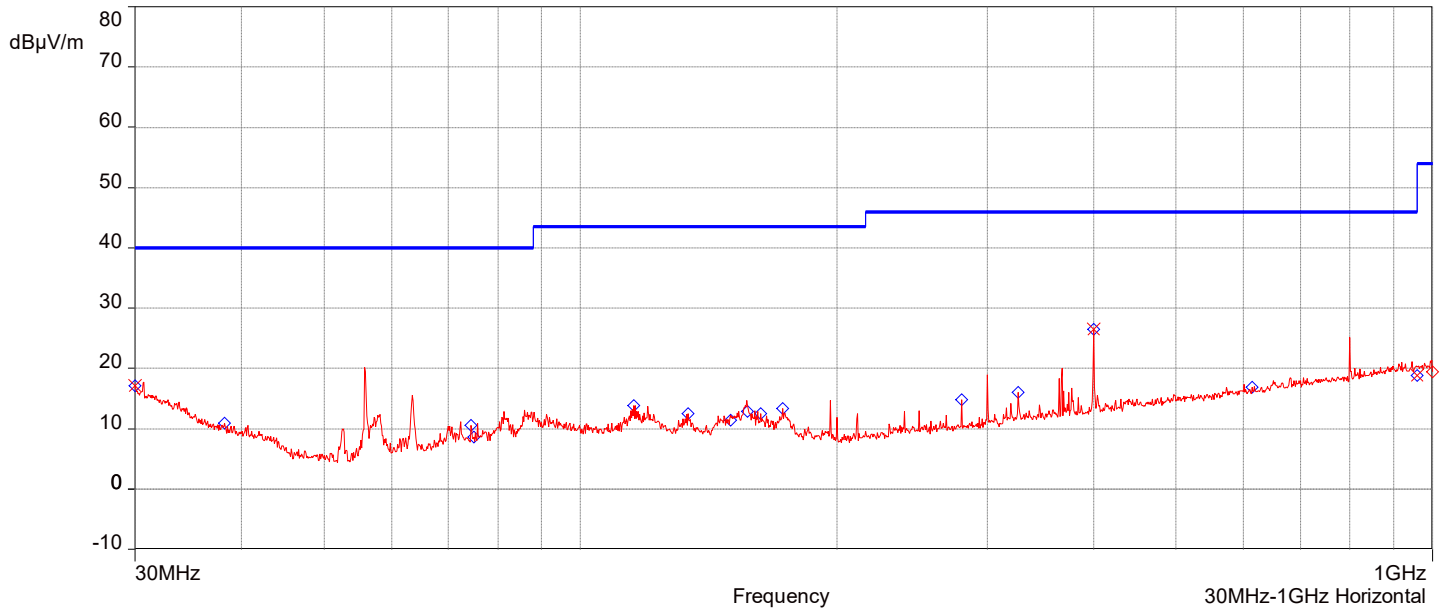
6/16/2021 2:00:45 PM

No	Frequency (MHz)	Level Q-Peak Reading (dBμV/m)	Correction Factor (dB)	Limit dBμV/m	Margin (dB)	Height (m)	Angle (°)	Polarization	Judgement
1.	30MHz	16.52	-8.56	29.50	-12.98	2.00	59.90	Vertical	Passed
2.	399.96MHz	27.61	-13.20	46.00	-18.39	1.00	269.90	Vertical	Passed
3.	960MHz	18.25	-4.95	46.00	-27.75	4.00	29.90	Vertical	Passed
4.	30MHz	17.19	-8.56	29.50	-12.31	1.00	179.90	Horizontal	Passed
5.	399.93MHz	26.50	-13.20	46.00	-19.50	1.00	329.90	Horizontal	Passed
6.	960MHz	18.86	-4.95	46.00	-27.14	4.00	329.90	Horizontal	Passed

Overall Graphs:





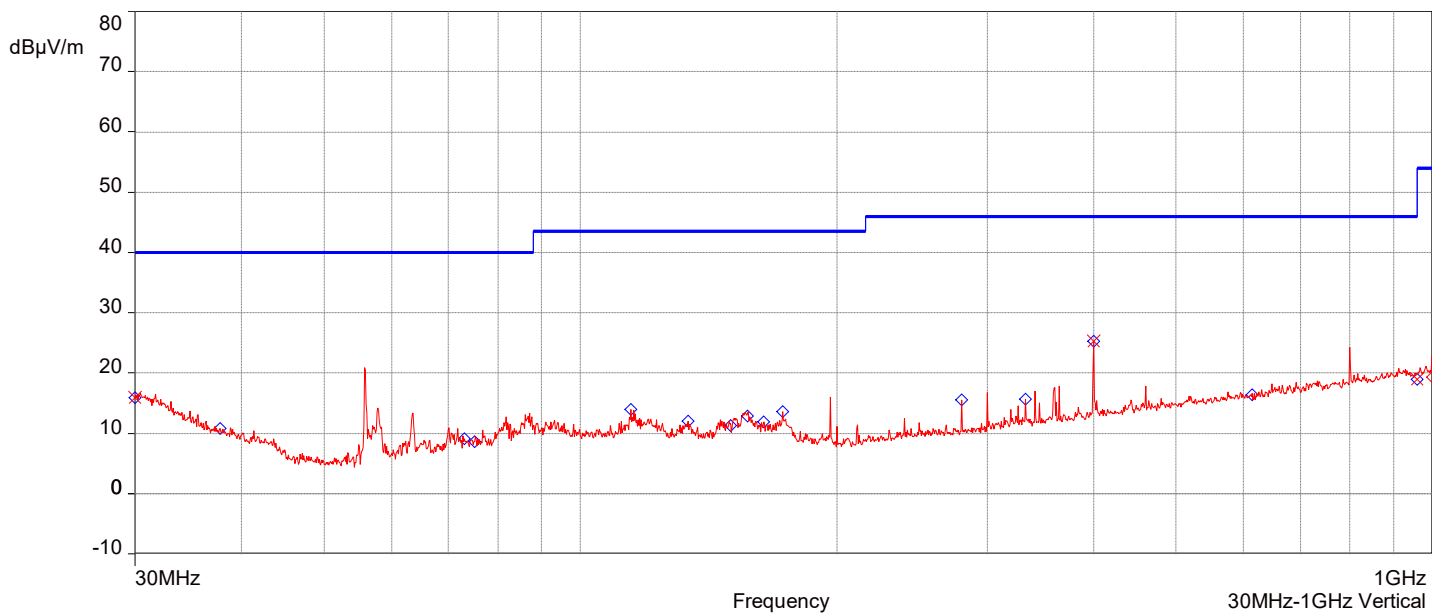


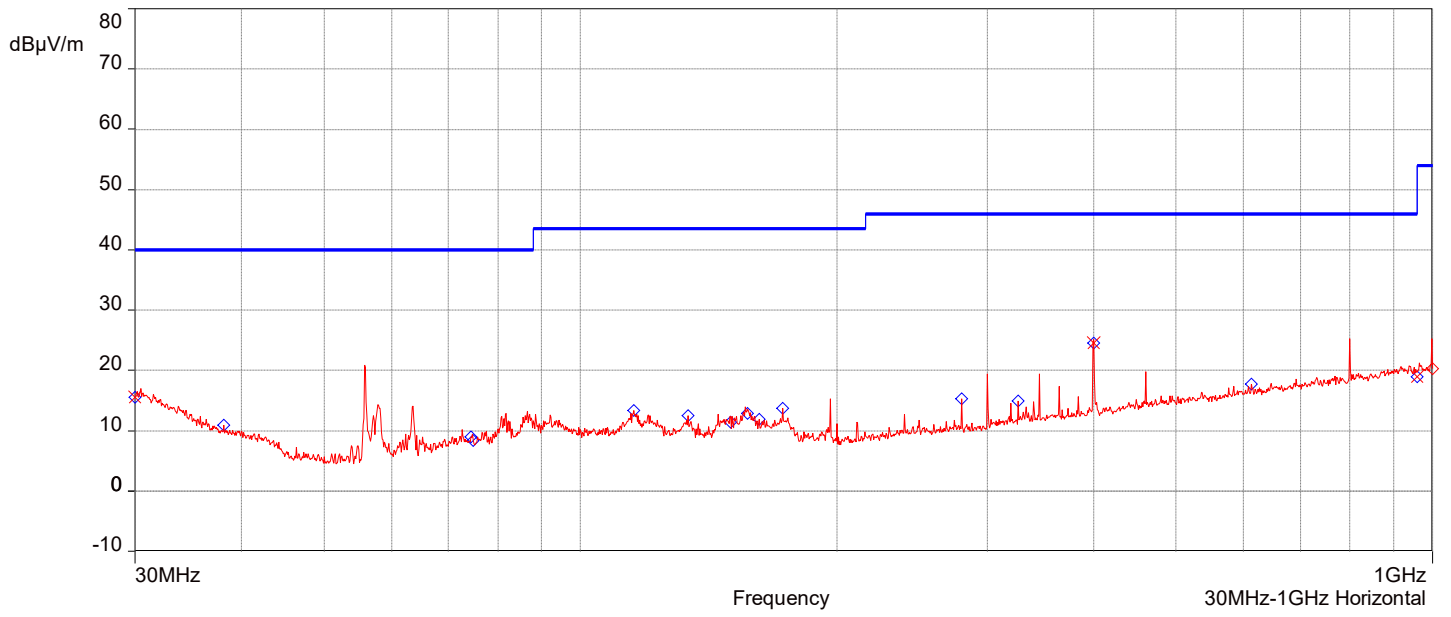
AH21051701-CON-126#001\_802.11a UNII-3 CH157\_30MHz-1GHz

6/16/2021 1:15:09 PM

No	Frequency (MHz)	Level Q-Peak Reading (dB $\mu$ V/m)	Correction Factor (dB)	Limit dB $\mu$ V/m	Margin (dB)	Height (m)	Angle (°)	Polarization	Judgement
1.	30MHz	15.96	-8.56	29.50	-13.54	3.00	30.10	Vertical	Passed
2.	399.96MHz	25.23	-13.20	46.00	-20.77	1.00	270.10	Vertical	Passed
3.	960MHz	18.95	-4.95	46.00	-27.05	3.50	329.90	Vertical	Passed
4.	30MHz	15.52	-8.56	29.50	-13.98	3.00	300.10	Horizontal	Passed
5.	399.99MHz	24.53	-13.19	46.00	-21.47	1.00	150.10	Horizontal	Passed
6.	960MHz	18.96	-4.95	46.00	-27.04	2.00	240.10	Horizontal	Passed

Overall Graphs:



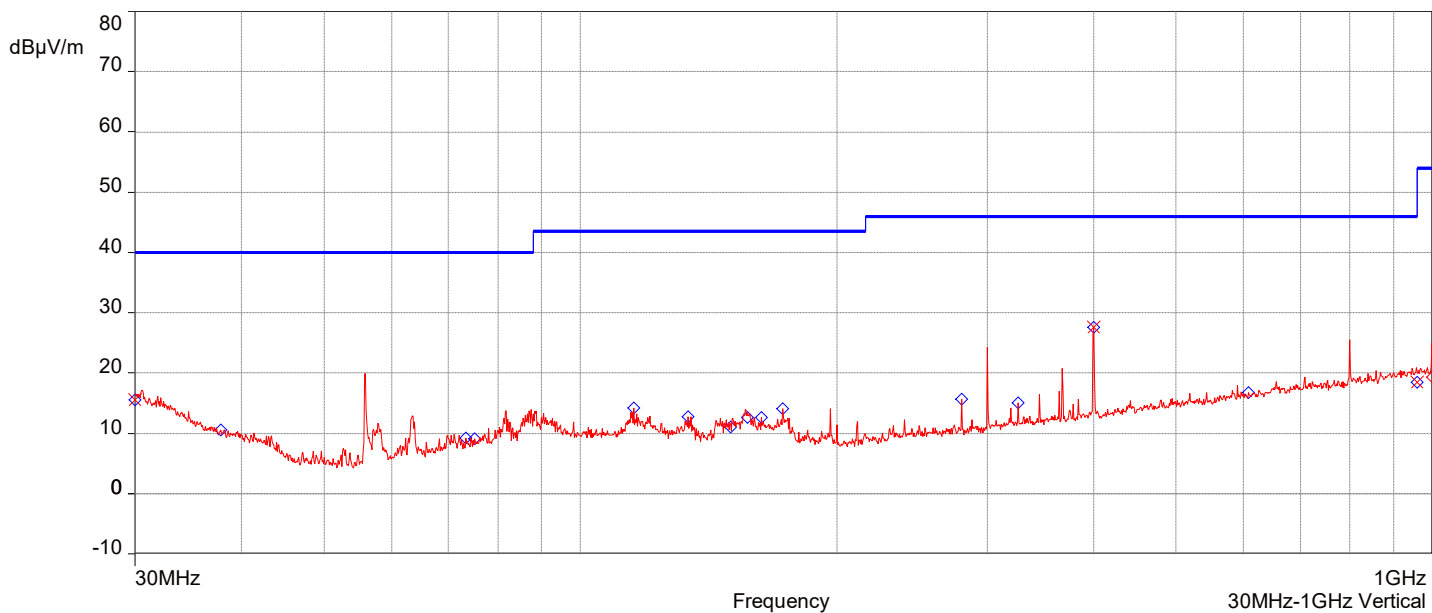


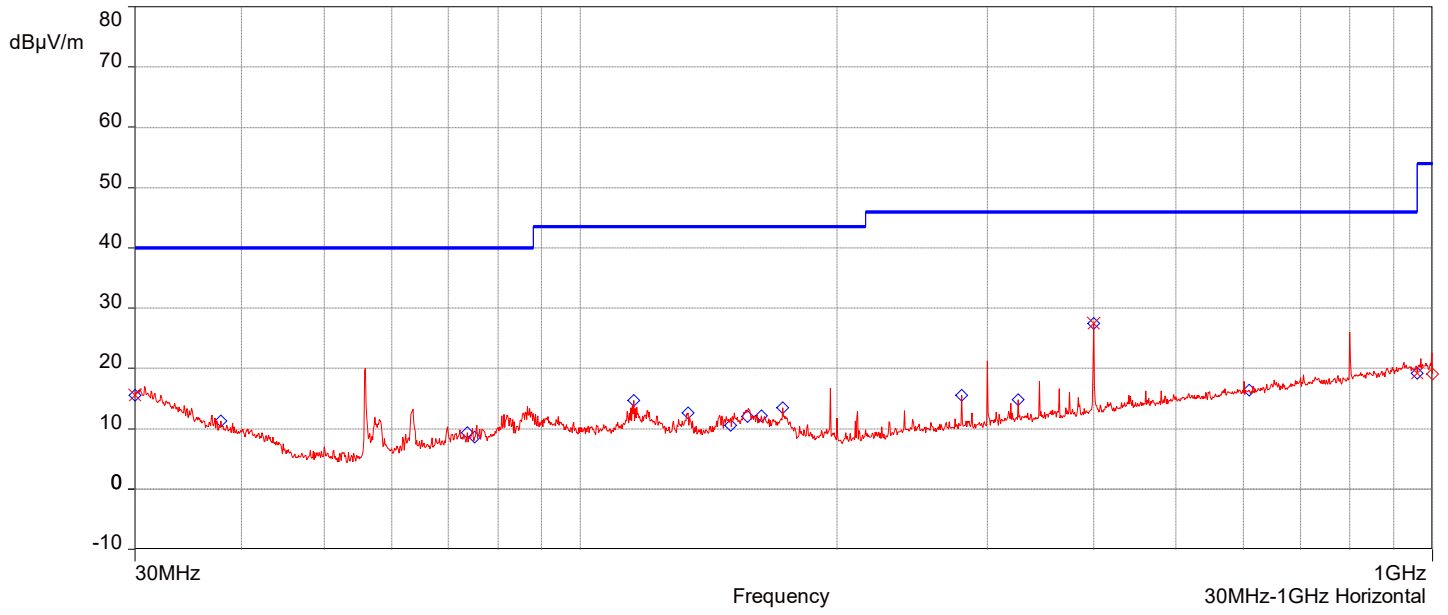
AH21051701-CON-126#001\_802.11a UNII-3 CH165\_30MHz-1GHz

6/16/2021 12:08:40 PM

No	Frequency (MHz)	Level Q-Peak Reading (dBμV/m)	Correction Factor (dB)	Limit dBμV/m	Margin (dB)	Height (m)	Angle (°)	Polarization	Judgement
1.	30MHz	15.57	-8.56	29.50	-13.93	2.00	29.90	Vertical	Passed
2.	399.93MHz	27.54	-13.20	46.00	-18.46	1.00	209.90	Vertical	Passed
3.	960MHz	18.47	-4.95	46.00	-27.53	2.00	299.90	Vertical	Passed
4.	30MHz	15.53	-8.56	29.50	-13.97	4.00	299.90	Horizontal	Passed
5.	399.9MHz	27.52	-13.20	46.00	-18.48	1.00	179.90	Horizontal	Passed
6.	960MHz	19.18	-4.95	46.00	-26.82	3.00	149.90	Horizontal	Passed

Overall Graphs:





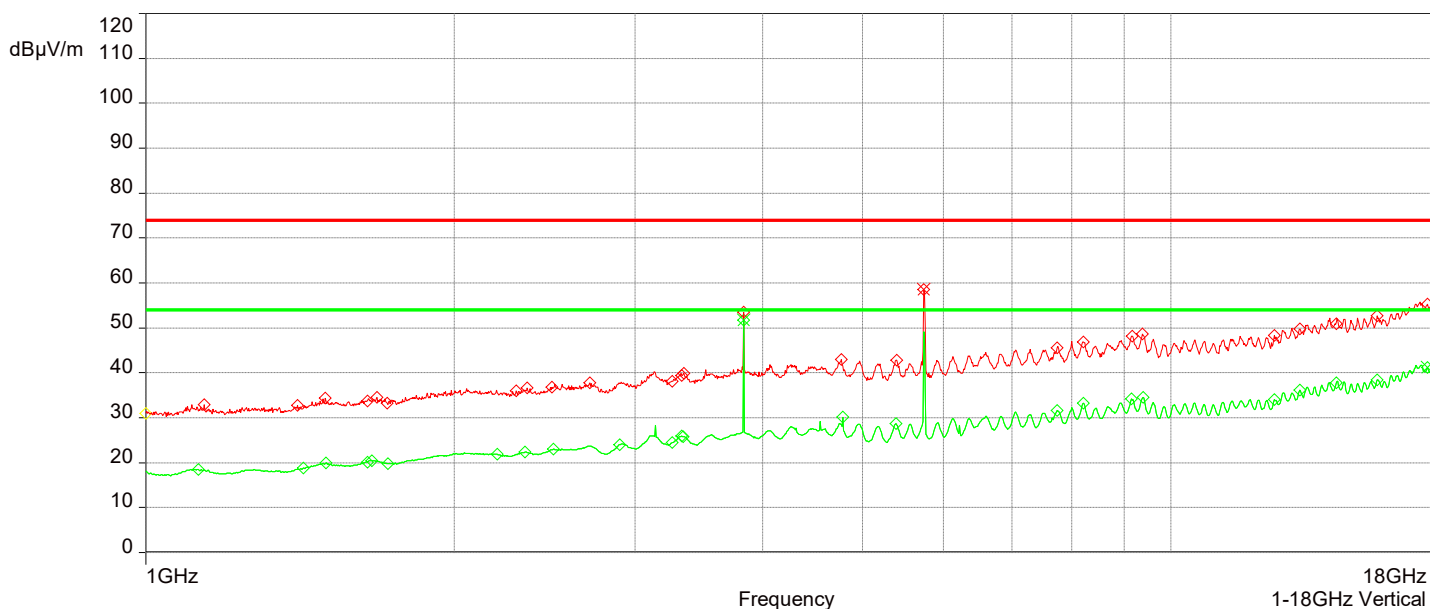
AH21051701-CON-126#001\_802.11a UNII-3 CH149\_1-18GHz

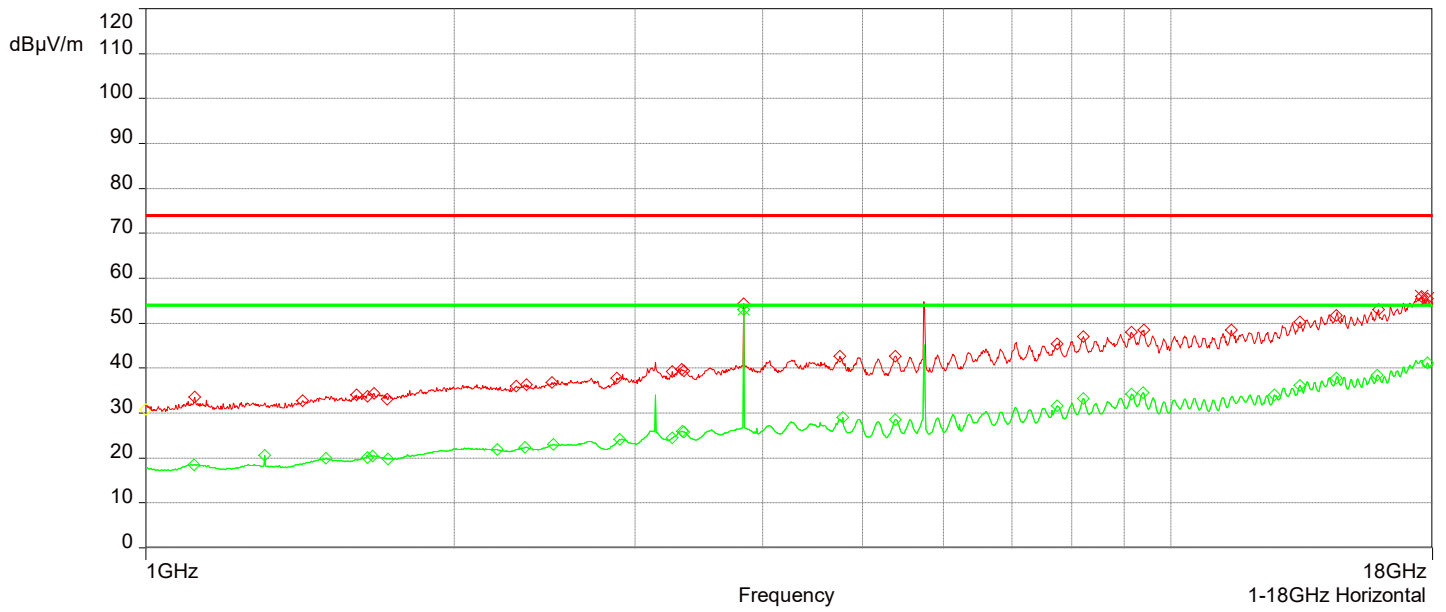
7/1/2021 11:30:32 AM

No	Frequency (MHz)	Level Peak Reading (dB $\mu$ V/m)	Correction Factor (dB)	Limit dB $\mu$ V/m	Margin (dB)	Height (m)	Angle (°)	Polarization	Judgement
1.	17.78675GHz	55.50	18.88	74.00	-18.50	1.50	209.90	Horizontal	Passed
2.	17.55425GHz	56.03	18.89	74.00	-17.97	3.00	120.10	Horizontal	Passed
3.	5.74325GHz	58.58	4.32	74.00	-15.42	1.50	239.90	Vertical	Passed

No	Frequency (MHz)	Level Average Reading (dB $\mu$ V/m)	Correction Factor (dB)	Limit dB $\mu$ V/m	Margin (dB)	Height (m)	Angle (°)	Polarization	Judgment
1.	3.83GHz	52.98	1.95	54.00	-1.02	4.00	30.00	Horizontal	Passed
2.	3.83GHz	51.70	1.95	54.00	-2.30	1.50	239.90	Vertical	Passed
3.	17.79775GHz	41.17	18.88	54.00	-12.83	2.50	0	Vertical	Passed

Overall Graphs:





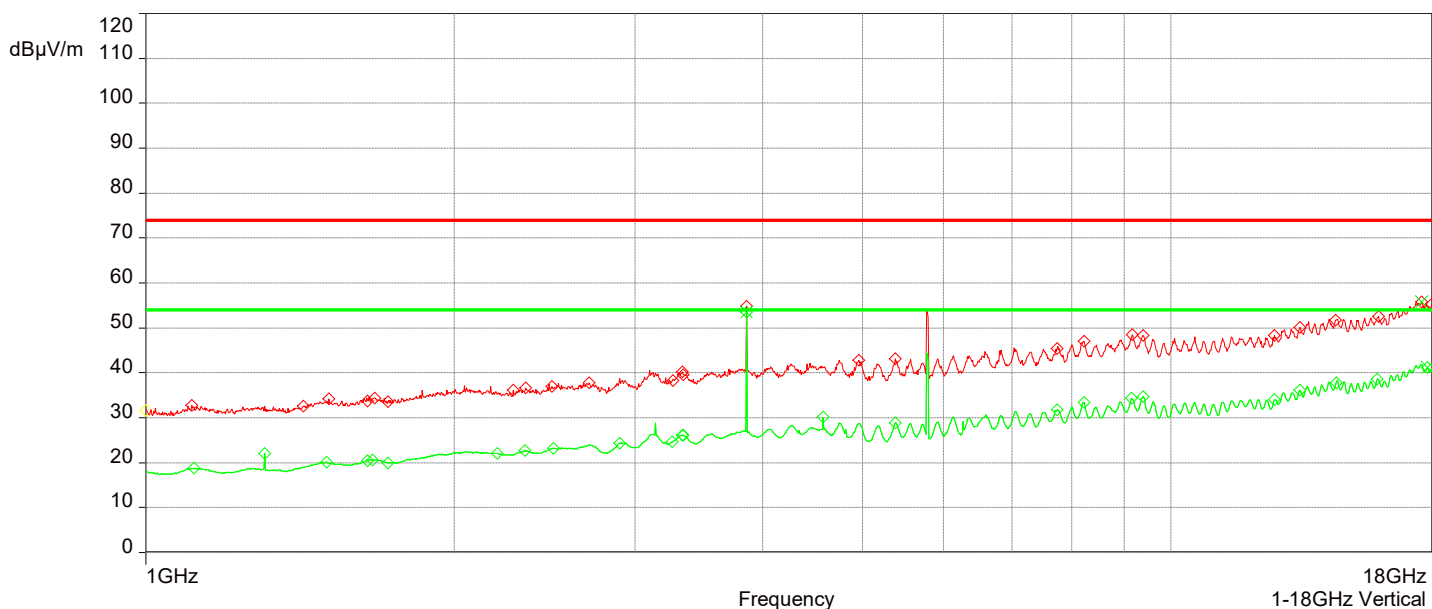
AH21051701-CON-126#001\_802.11a UNII-3 CH157\_1-18GHz

6/24/2021 6:25:06 AM

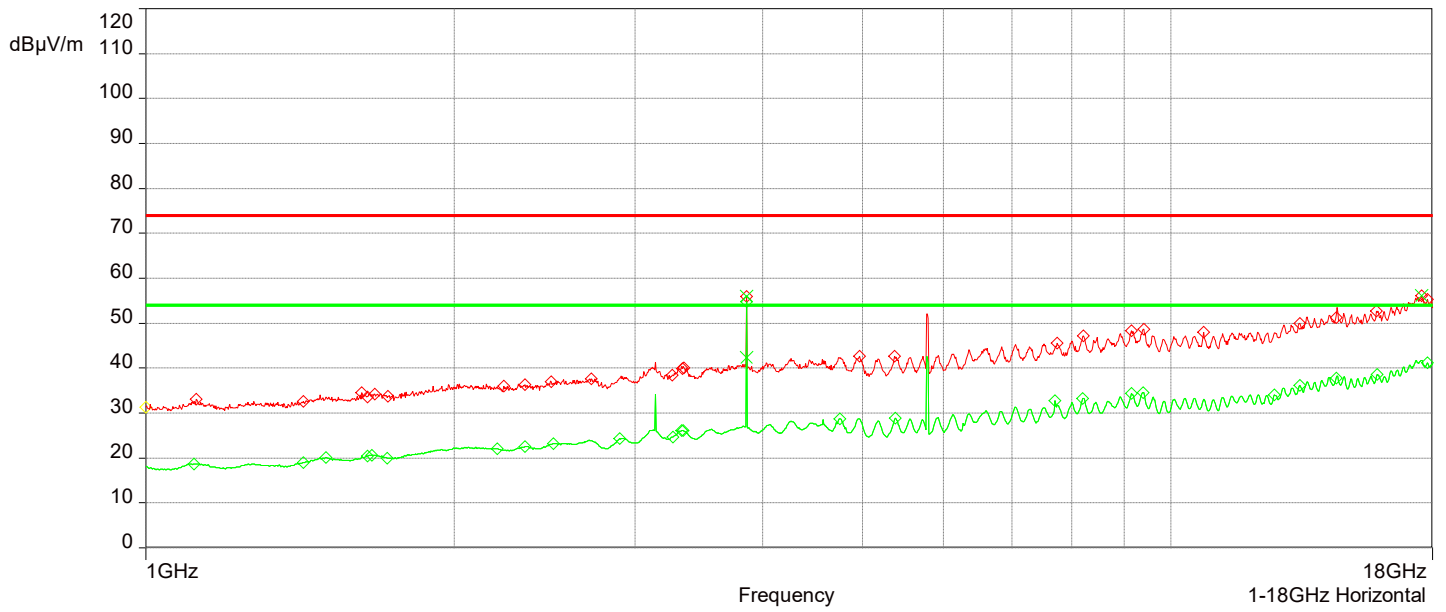
No	Frequency (MHz)	Level Peak Reading (dBμV/m)	Correction Factor (dB)	Limit dBμV/m	Margin (dB)	Height (m)	Angle (°)	Polarization	Judgement
1.	17.575GHz	55.76	2.06	74.00	-18.24	3.50	300.10	Vertical	Passed
2.	3.85675GHz	55.91	2.06	74.00	-18.09	3.00	300.1	Horizontal	Passed
3.	17.578GHz	56.09		74.00	-17.91	3.00	239.90	Horizontal	Passed

No	Frequency (MHz)	Level Average Reading (dBμV/m)	Correction Factor (dB)	Limit dBμV/m	Margin (dB)	Height (m)	Angle (°)	Polarization	Judgment
1.	3.85675GHz	53.60	2.06	54.00	-0.40	1.50	240.10	Vertical	Passed
2.	3.85675GHz	42.28	2.06	54.00	-11.72	3.00	300.1	Horizontal	Passed
3.	17.7955GHz	41.23	18.88	54.00	-12.77	1.00	0.10	Vertical	Passed

Overall Graphs:







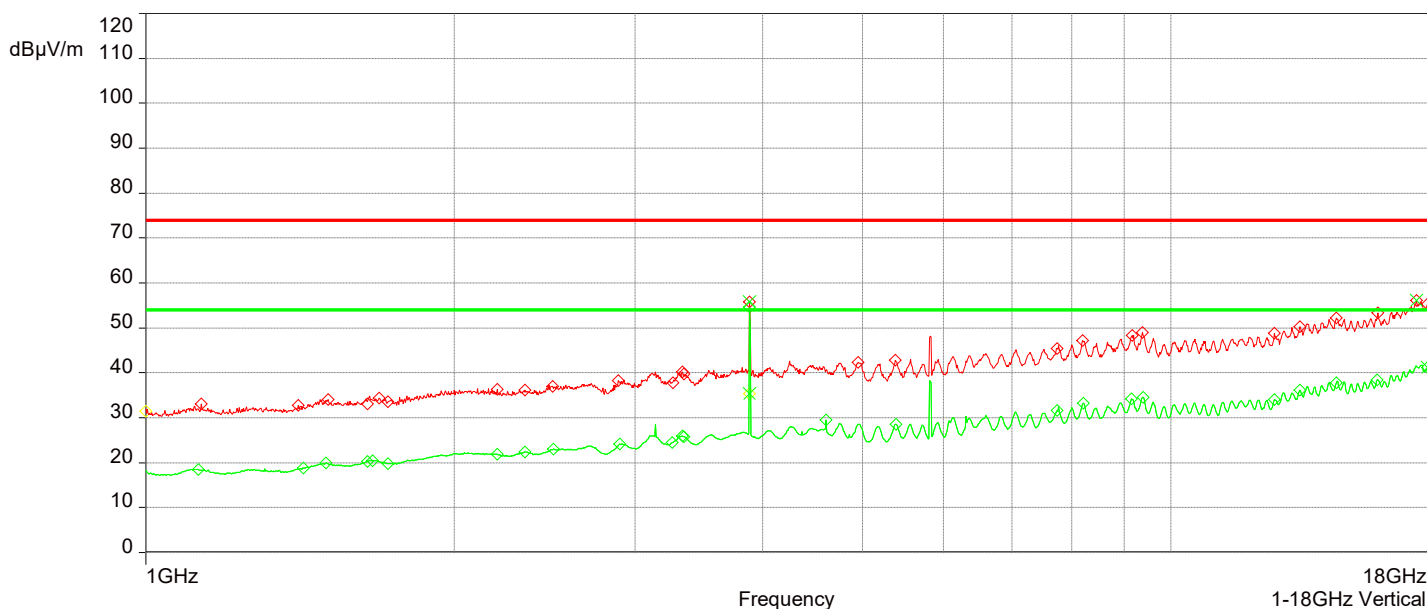
AH21051701-CON-126#001\_802.11a UNII-3 CH165\_1-18GHz

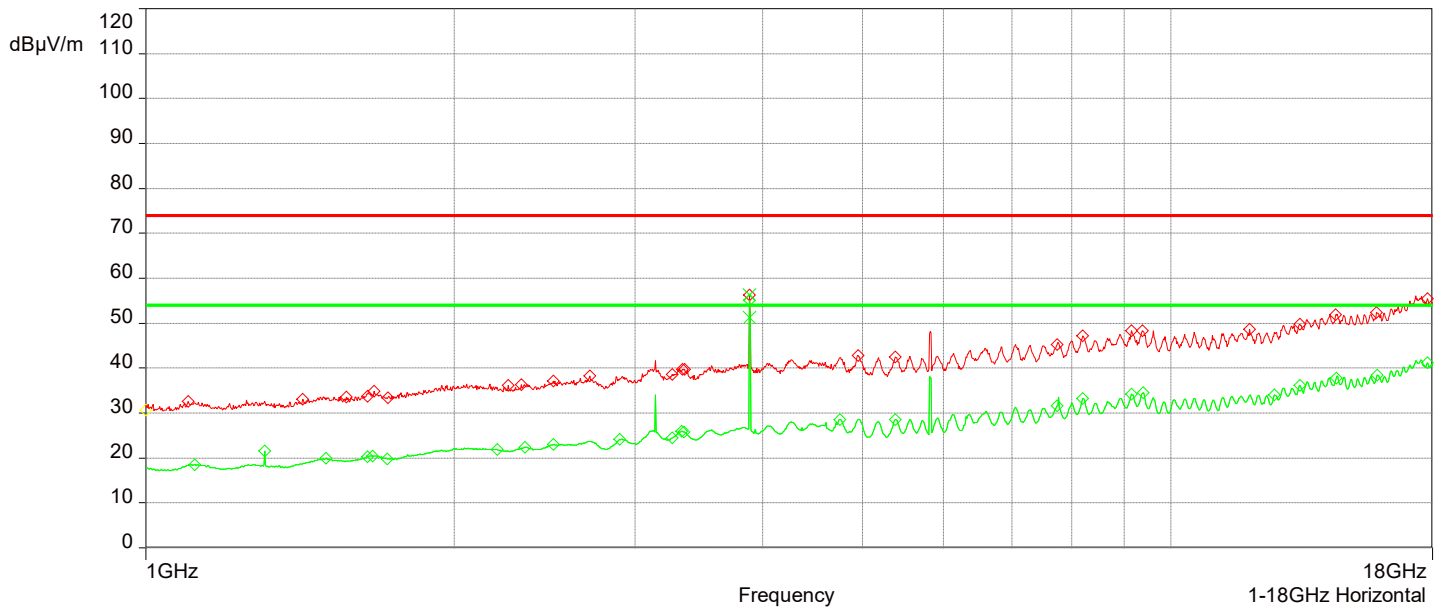
6/24/2021 7:49:09 AM

No	Frequency (MHz)	Level Peak Reading (dBμV/m)	Correction Factor (dB)	Limit dBμV/m	Margin (dB)	Height (m)	Angle (°)	Polarization	Judgement
1.	3.88325GHz	55.81	2.05	74.00	-18.19	1.50	180.1	Vertical	Passed
2.	17.35775GHz	56.04	18.51	74.00	-17.96	3.50	0	Vertical	Passed
3.	3.88325GHz	56.24	2.05	74.00	-17.76	3.50	269.9	Horizontal	Passed

No	Frequency (MHz)	Level Average Reading (dBμV/m)	Correction Factor (dB)	Limit dBμV/m	Margin (dB)	Height (m)	Angle (°)	Polarization	Judgment
1.	3.88325GHz	35.43	2.05	54.00	-18.57	1.50	180.1	Vertical	Passed
2.	17.79825GHz	41.19	18.88	54.00	-12.81	2.50	299.9	Vertical	Passed
3.	3.88325GHz	51.26	2.05	54.00	-2.74	3.50	269.9	Horizontal	Passed

Overall Graphs:





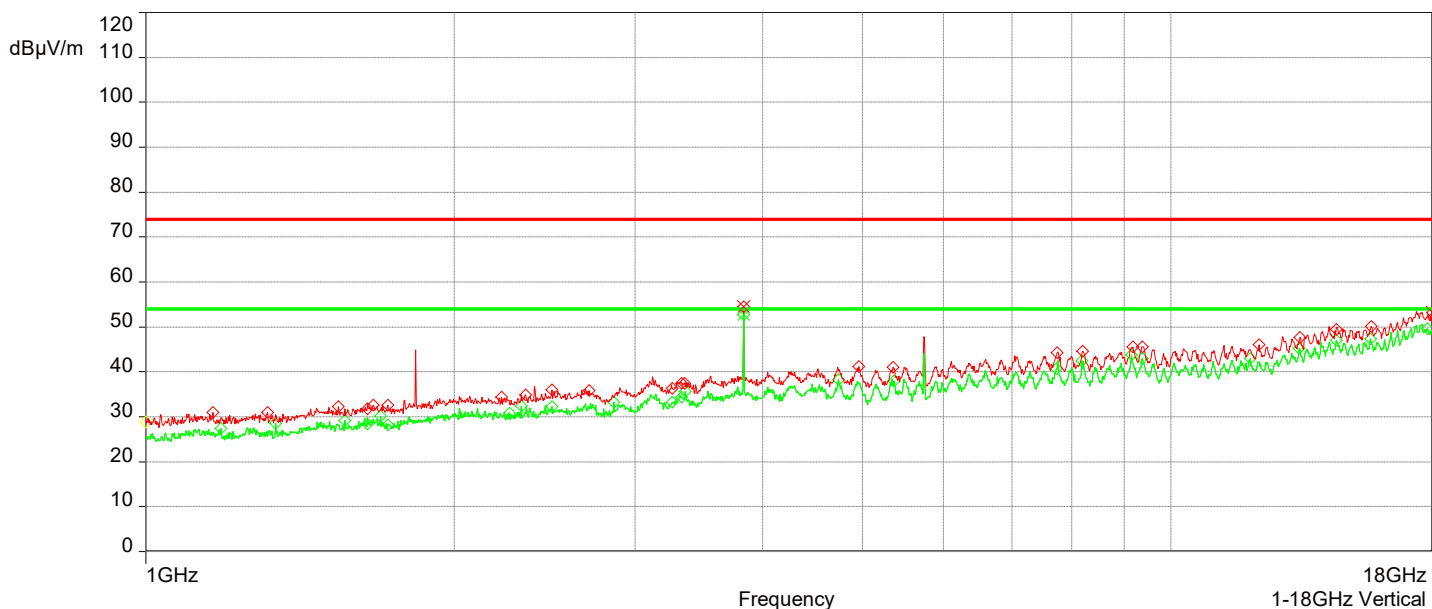
AH21051701-CON-126#001\_802.11n UNII-3 (HT20) CH149\_1-18GHz

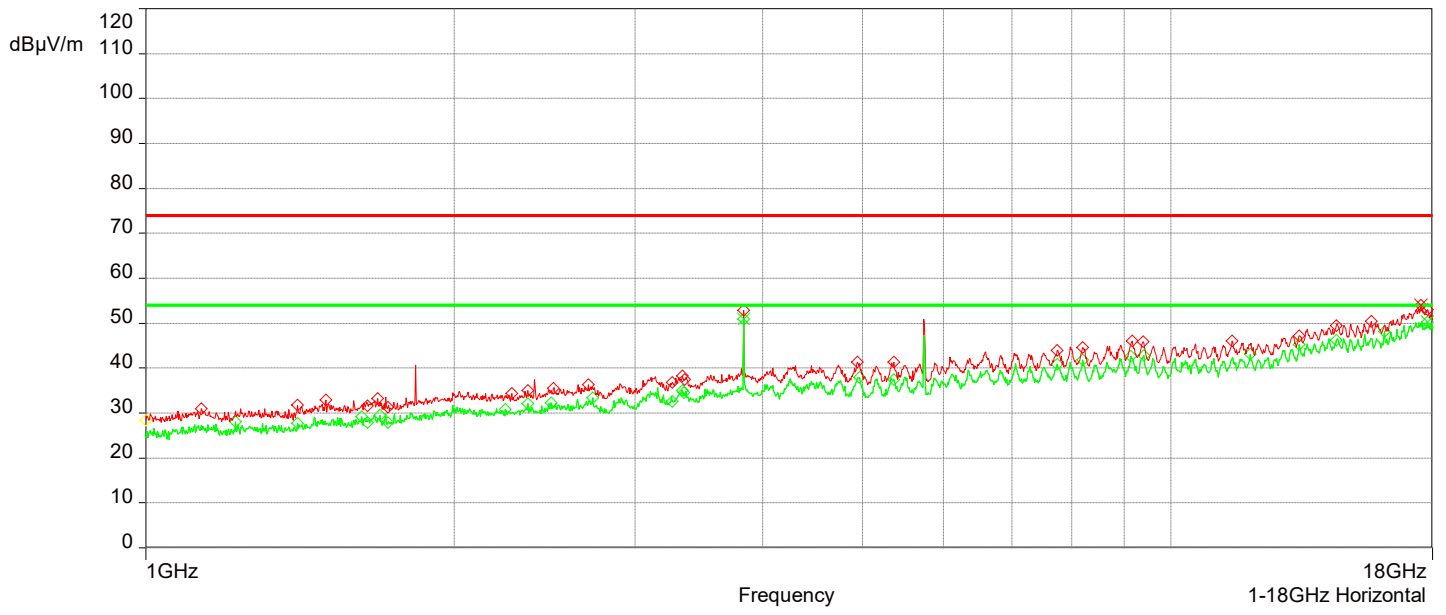
7/1/2021 9:40:07 AM

No	Frequency (MHz)	Level Peak Reading (dB $\mu$ V/m)	Correction Factor (dB)	Limit dB $\mu$ V/m	Margin (dB)	Height (m)	Angle (°)	Polarization	Judgement
1.	3.8300832GHz	54.43	1.95	74.00	-19.57	3.22	29.90	Vertical	Passed
2.	17.999GHz	53.16	19.19	74.00	-20.84	1.94	209.90	Vertical	Passed
3.	17.524486GHz	53.97	18.84	74.00	-20.03	2.13	89.90	Horizontal	Passed

No	Frequency (MHz)	Level Average Reading (dB $\mu$ V/m)	Correction Factor (dB)	Limit dB $\mu$ V/m	Margin (dB)	Height (m)	Angle (°)	Polarization	Judgment
1.	3.8300832GHz	52.73	1.95	54.00	-1.27	3.22	29.90	Vertical	Passed
2.	3.8300832GHz	50.94	1.95	54.00	-3.06	1.46	239.90	Horizontal	Passed
3.	17.796494GHz	50.32	18.88	54.00	-3.68	2.77	59.90	Horizontal	Passed

Overall Graphs:





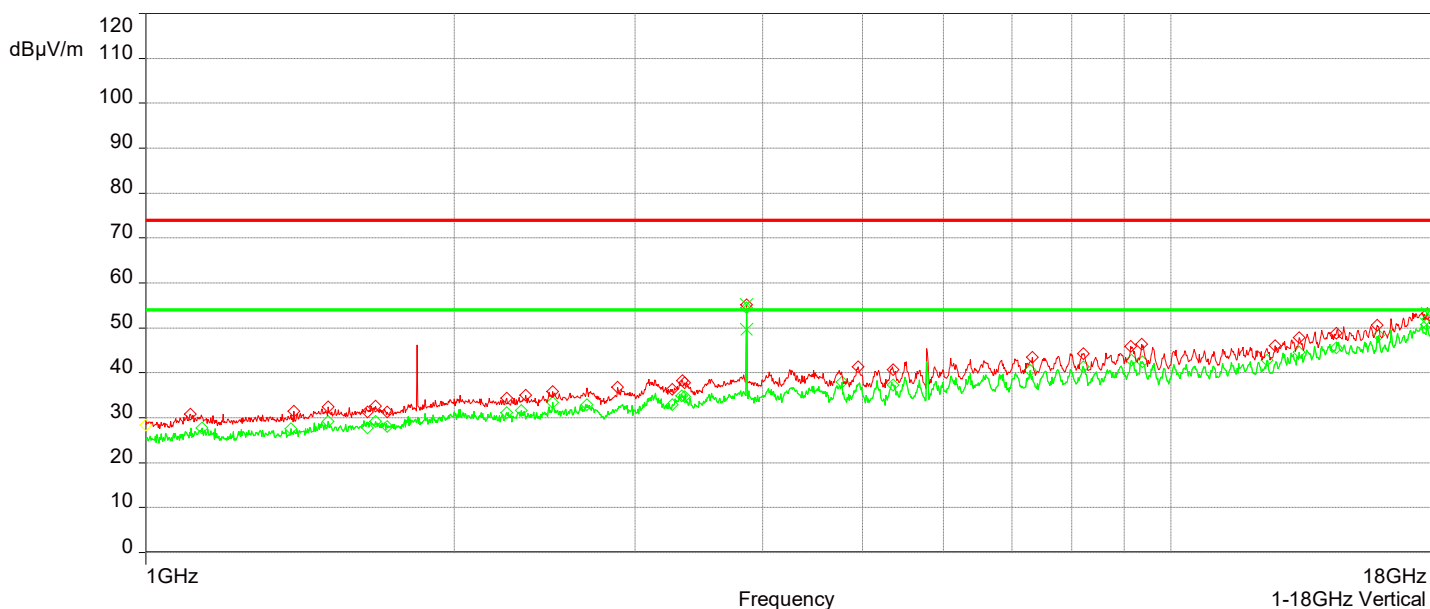
AH21051701-CON-126#001\_802.11n UNII-3 (HT20) CH157\_1-18GHz

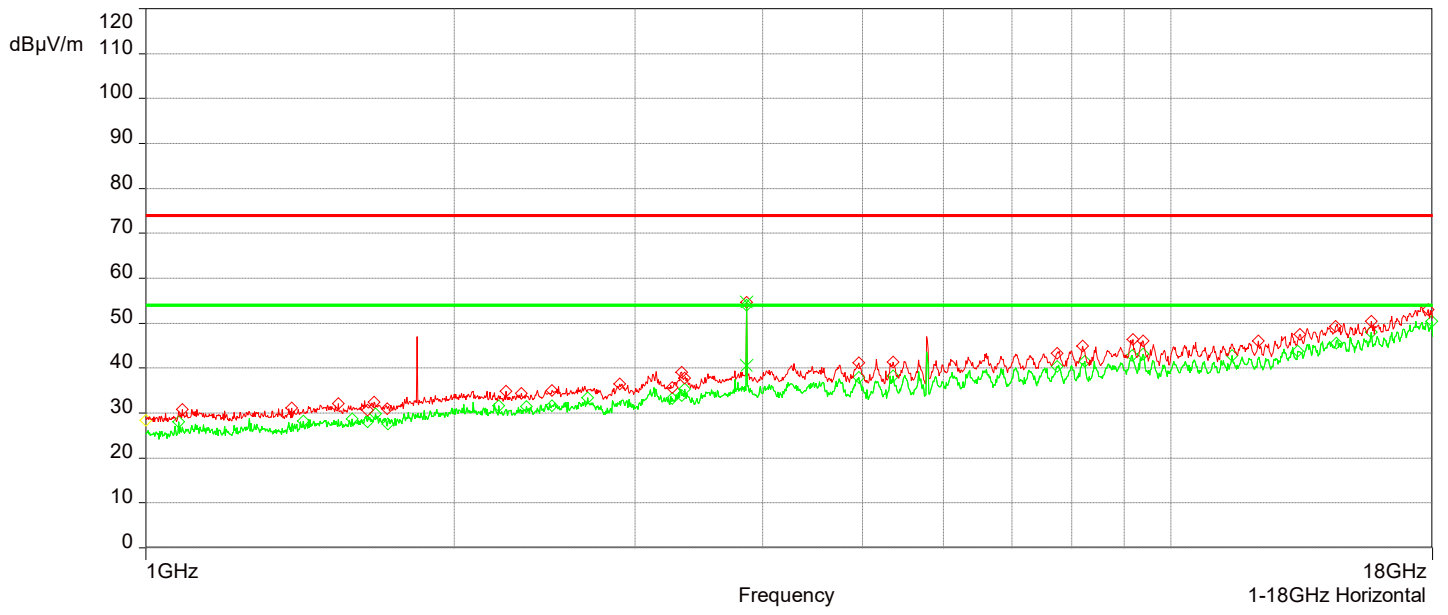
7/1/2021 10:06:16 AM

No	Frequency (MHz)	Level Peak Reading (dB $\mu$ V/m)	Correction Factor (dB)	Limit dB $\mu$ V/m	Margin (dB)	Height (m)	Angle (°)	Polarization	Judgement
1.	3.856584GHz	55.12	2.06	74.00	-18.88	2.93	299.9	Vertical	Passed
2.	17.783994GHz	53.20	18.88	74.00	-20.80	1.59	60.00	Vertical	Passed
3.	3.856584GHz	54.63	2.06	74.00	-19.37	1.49	240.1	Horizontal	Passed

No	Frequency (MHz)	Level Average Reading (dB $\mu$ V/m)	Correction Factor (dB)	Limit dB $\mu$ V/m	Margin (dB)	Height (m)	Angle (°)	Polarization	Judgment
1.	3.856584GHz	49.62	2.06	54.00	-4.38	2.93	299.9	Vertical	Passed
2.	17.777493GHz	50.80	18.87	54.00	-3.20	3.06	150.00	Vertical	Passed
3.	3.856584GHz	40.47	2.06	54.00	-13.53	1.49	240.1	Horizontal	Passed

Overall Graphs:





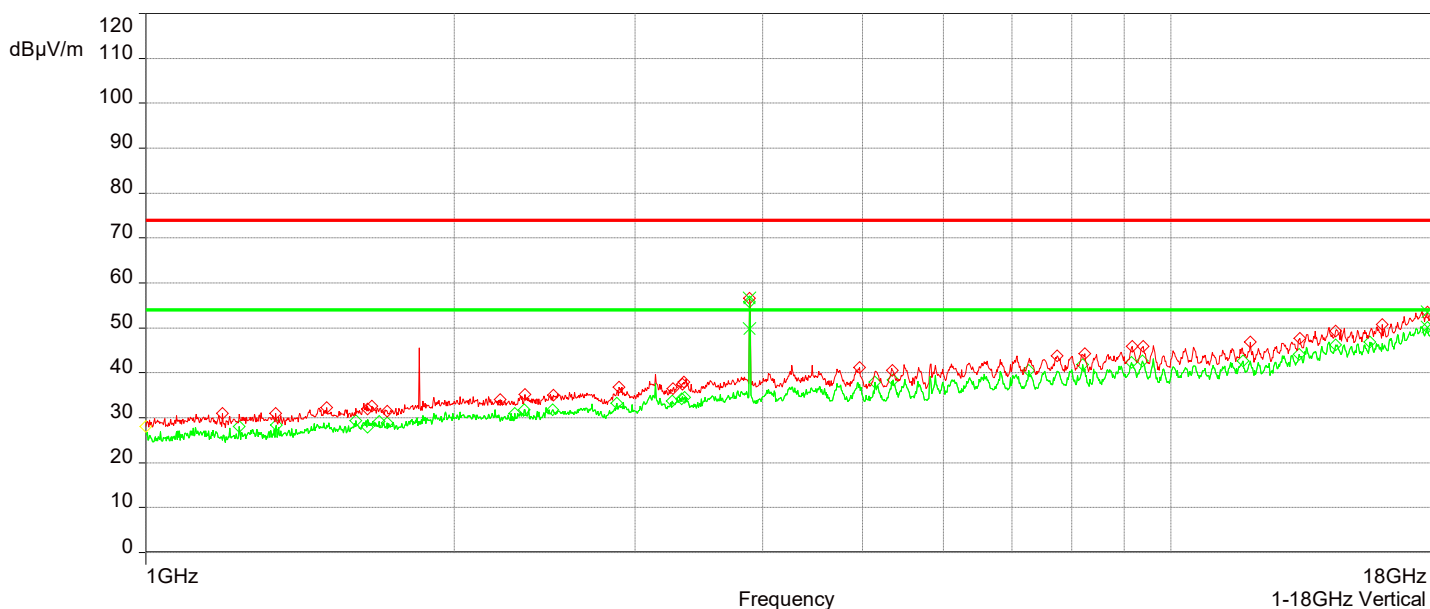
AH21051701-CON-126#001\_802.11n UNII-3 (HT20) CH165\_1-18GHz

7/1/2021 10:22:52 AM

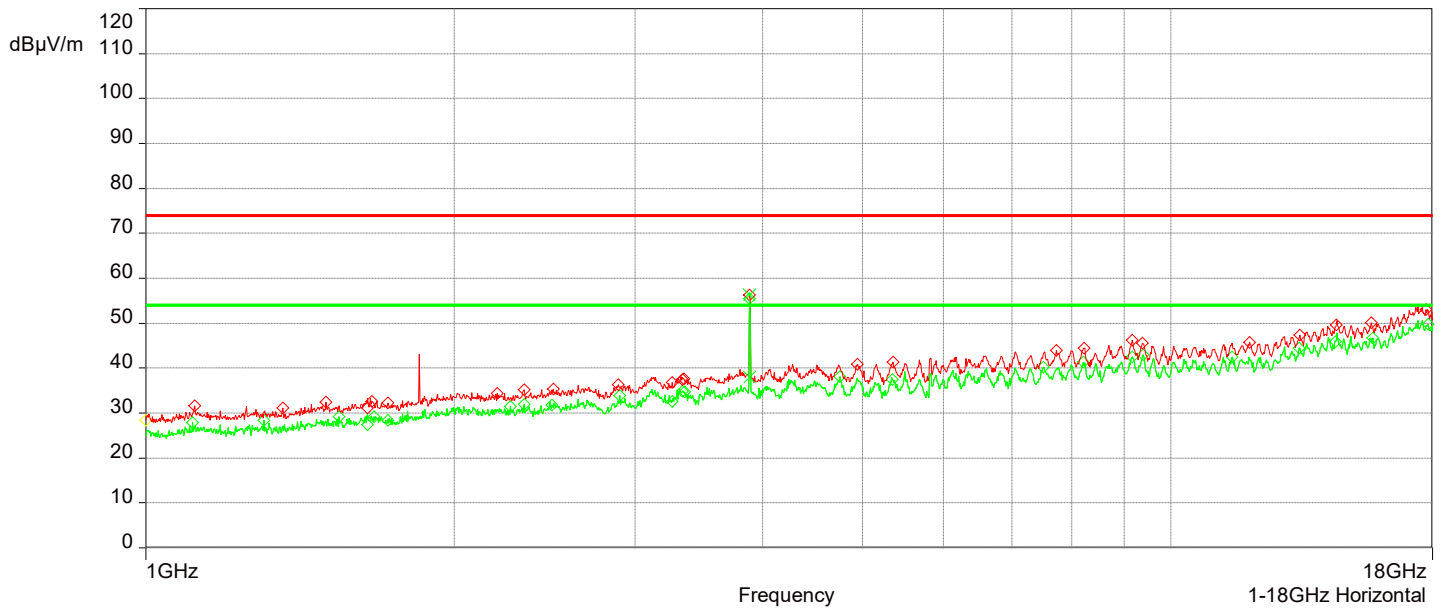
No	Frequency (MHz)	Level Peak Reading (dBμV/m)	Correction Factor (dB)	Limit dBμV/m	Margin (dB)	Height (m)	Angle (°)	Polarization	Judgement
1.	3.8830848GHz	56.53	2.05	74.00	-17.47	3.23	299.9	Vertical	Passed
2.	17.786994GHz	53.59	18.88	74.00	-20.41	2.30	239.90	Vertical	Passed
3.	3.8830848GHz	56.31	2.05	74.00	-17.69	1.00	240.1	Horizontal	Passed

No	Frequency (MHz)	Level Average Reading (dBμV/m)	Correction Factor (dB)	Limit dBμV/m	Margin (dB)	Height (m)	Angle (°)	Polarization	Judgment
1.	3.8830848GHz	49.75	2.05	54.00	-4.25	3.23	299.9	Vertical	Passed
2.	17.796994GHz	50.16	18.88	54.00	-3.84	2.85	269.90	Vertical	Passed
3.	3.8830848GHz	37.99	2.05	54.00	-16.01	1.00	240.1	Horizontal	Passed

Overall Graphs:







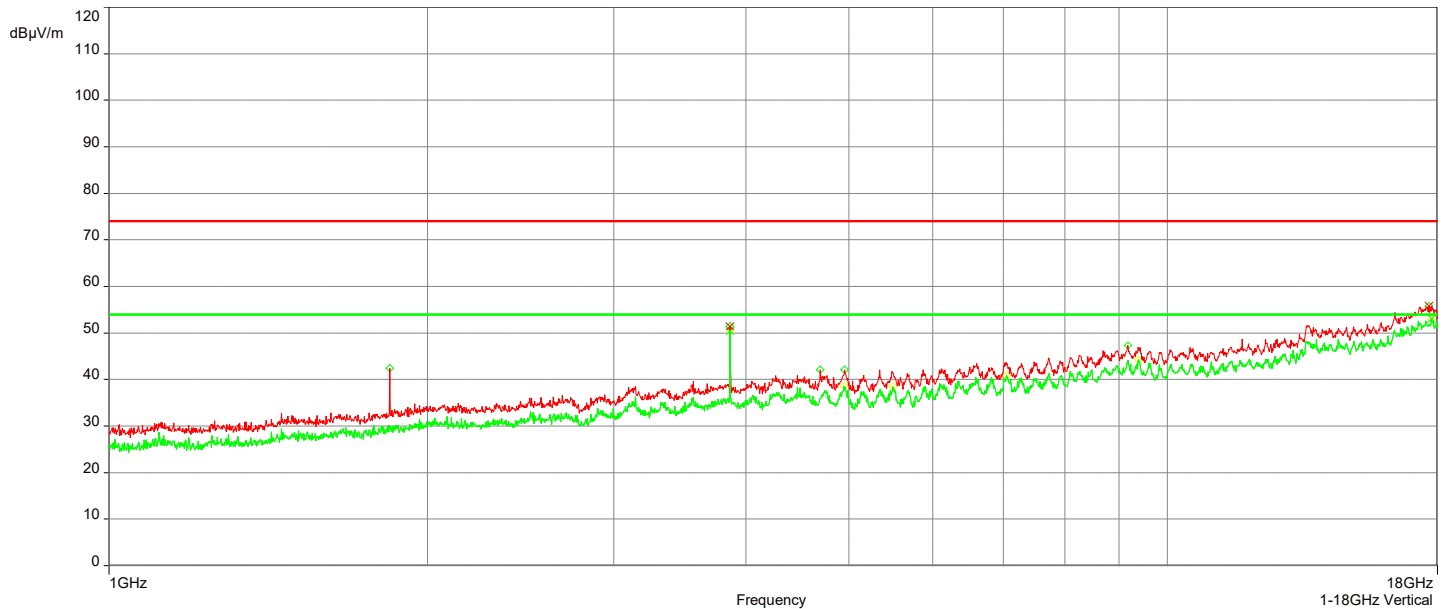
AH21051701-CON-126#001\_802.11n UNII-3 (HT40) CH159\_1-18GHz

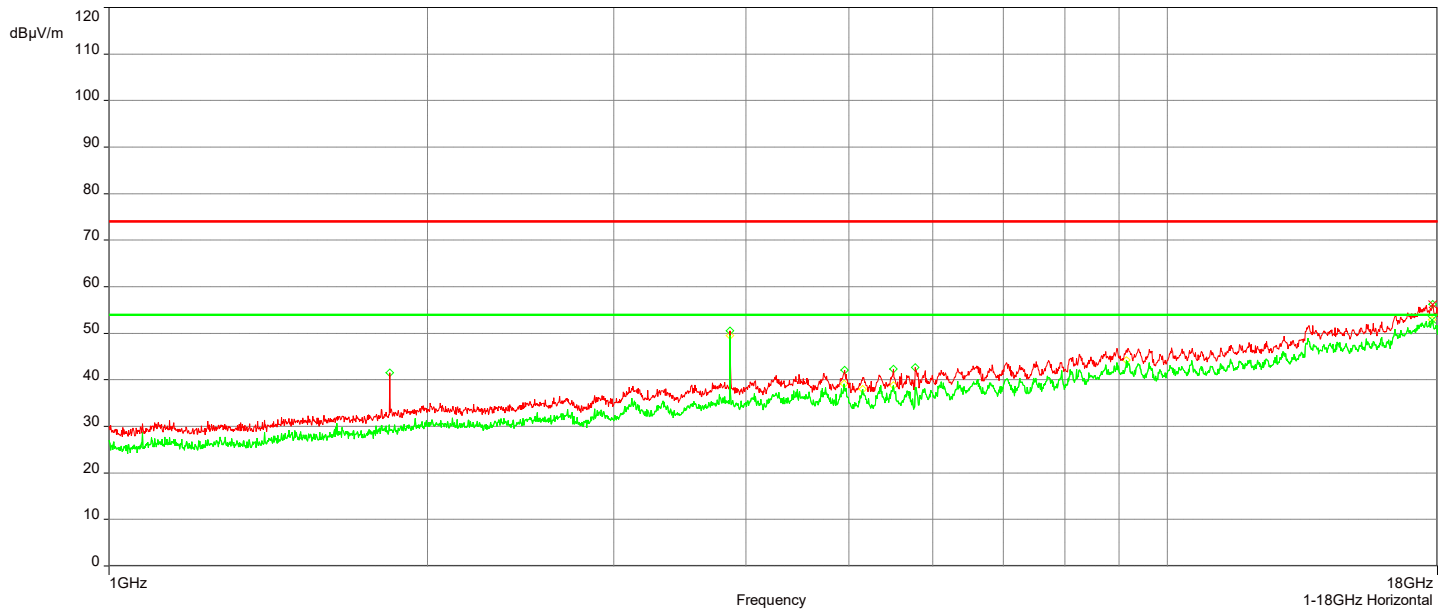
9/8/2021 9:48:15 AM

No	Frequency (MHz)	Level Peak Reading (dBµV/m)	Correction Factor (dB)	Limit dBµV/m	Margin (dB)	Height (m)	Angle (°)	Polarization	Judgement
1.	17.813995GHz	56.26	18.89	74.00	-17.74	4.00	0.20	Horizontal	Passed
2.	17.677991GHz	55.81	18.97	74.00	-18.19	2.17	135.00	Vertical	Passed
3.	3.8630842GHz	51.44	2.06	74.00	-22.56	3.67	292.60	Vertical	Passed

No	Frequency (MHz)	Level Average Reading (dBµV/m)	Correction Factor (dB)	Limit dBµV/m	Margin (dB)	Height (m)	Angle (°)	Polarization	Judgment
1.	17.771993GHz	53.00	18.87	54.00	-1.00	1.83	112.70	Vertical	Passed
2.	17.798994GHz	52.92	18.88	54.00	-1.08	2.37	247.60	Horizontal	Passed
3.	3.8630842GHz	50.42	2.06	54.00	-3.58	3.67	292.60	Vertical	Passed

Overall Graphs:





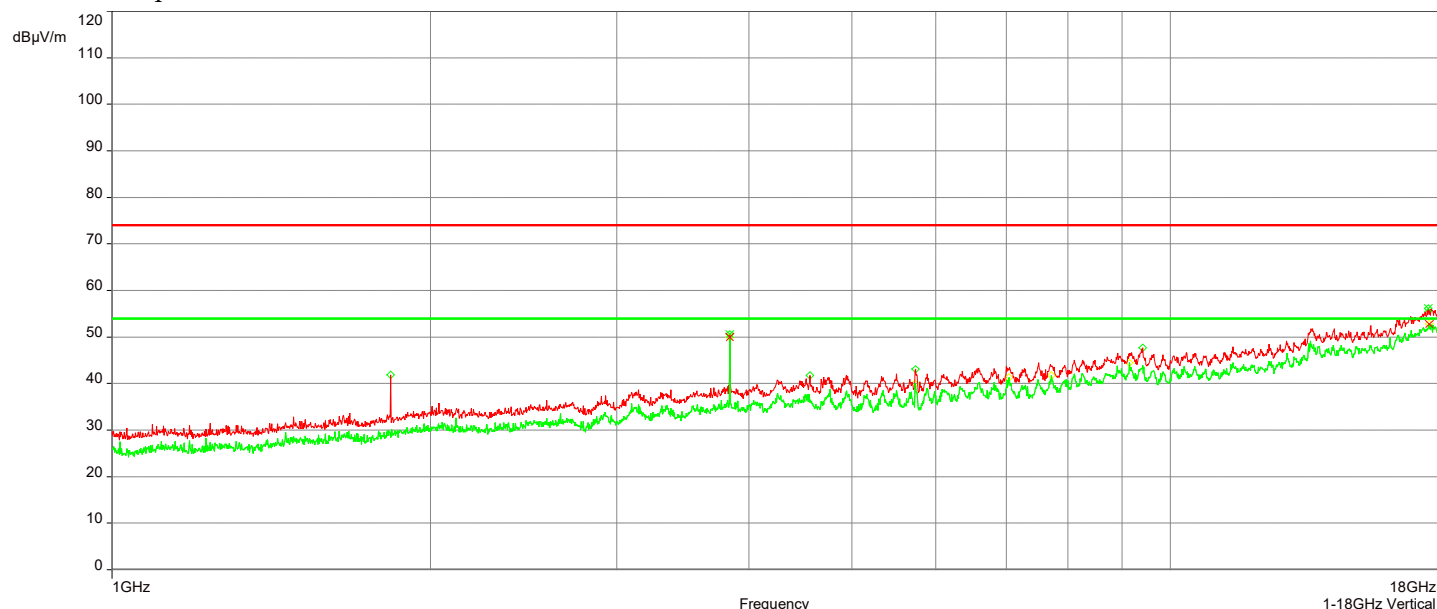
AH21051701-CON-126#001\_802.11n UNII-3 (HT40) CH151\_1-18GHz

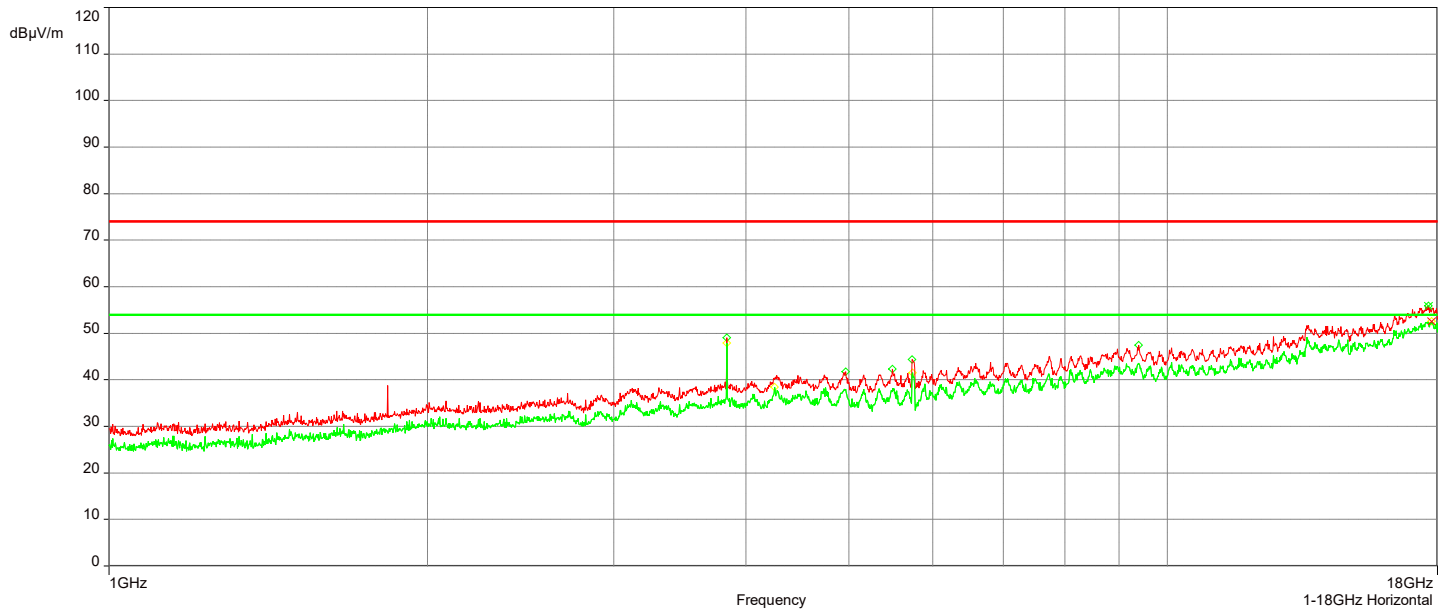
9/8/2021 9:16:45 AM

No	Frequency (MHz)	Level Peak Reading (dB $\mu$ V/m)	Correction Factor (dB)	Limit dB $\mu$ V/m	Margin (dB)	Height (m)	Angle (°)	Polarization	Judgment
1.	17.536486GHz	56.12	18.87	74.00	-17.88	1.19	0	Vertical	Passed
2.	17.65299GHz	55.89	19.01	74.00	-18.11	1.66	202.40	Horizontal	Passed
3.	3.8365834GHz	50.69	1.98	74.00	-23.31	4.00	44.90	Vertical	Passed

No	Frequency (MHz)	Level Average Reading (dB $\mu$ V/m)	Correction Factor (dB)	Limit dB $\mu$ V/m	Margin (dB)	Height (m)	Angle (°)	Polarization	Judgment
1.	17.564987GHz	52.86	18.88	54.00	-1.14	1.40	112.40	Vertical	Passed
2.	17.782994GHz	52.58	18.88	54.00	-1.42	1.21	89.90	Horizontal	Passed
3.	3.8365834GHz	49.94	1.98	54.00	-4.06	4.00	44.90	Vertical	Passed

Overall Graphs:





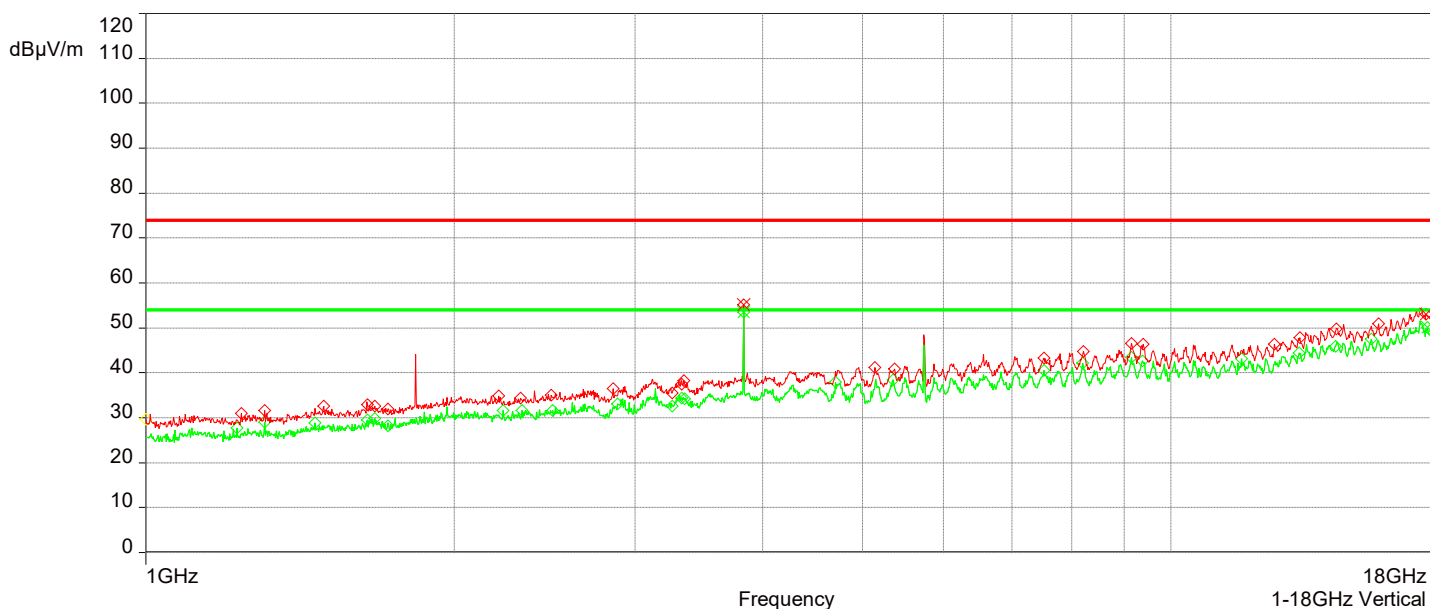
AH21051701-CON-126#001\_802.11ac UNII-3 (VHT20) CH149\_1-18GHz

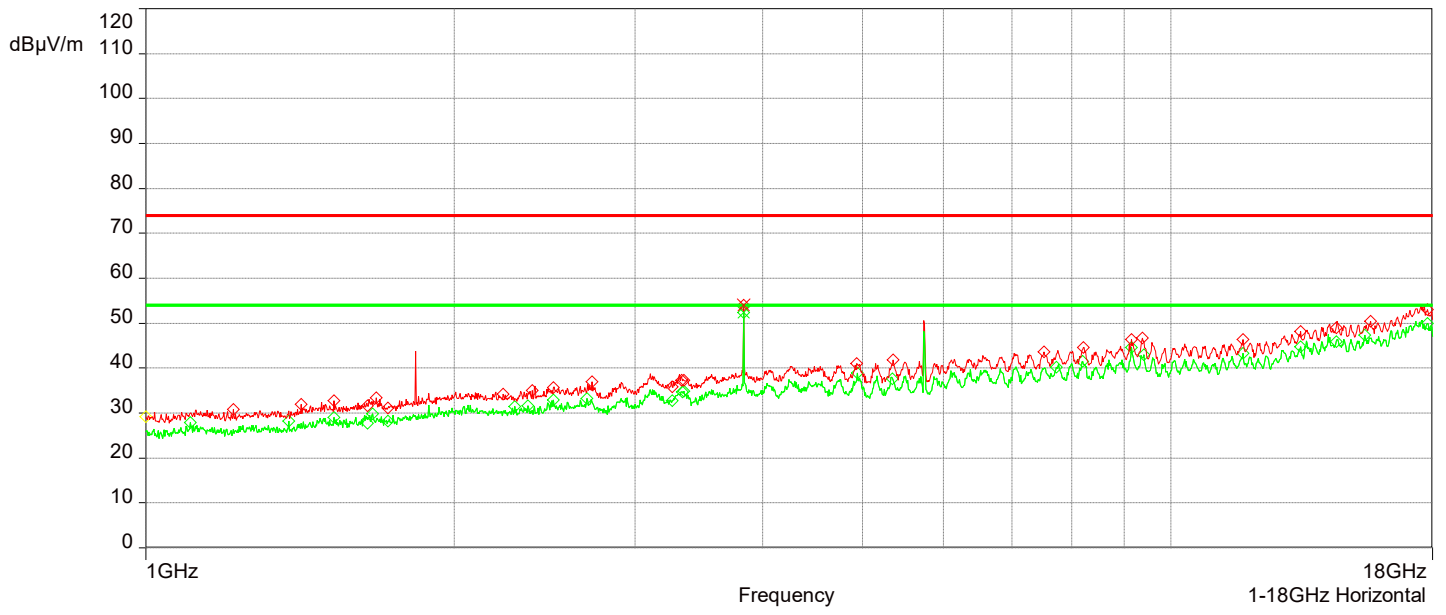
7/1/2021 6:47:22 AM

No	Frequency (MHz)	Level Peak Reading (dBμV/m)	Correction Factor (dB)	Limit dBμV/m	Margin (dB)	Height (m)	Angle (°)	Polarization	Judgment
1.	3.8300832GHz	55.16	1.95	74.00	-18.84	3.29	30.10	Vertical	Passed
2.	17.726992GHz	53.06	18.89	74.00	-20.94	2.87	60.10	Vertical	Passed
3.	3.8300832GHz	53.99	1.95	74.00	-20.01	1.50	240.10	Horizontal	Passed

No	Frequency (MHz)	Level Average Reading (dBμV/m)	Correction Factor (dB)	Limit dBμV/m	Margin (dB)	Height (m)	Angle (°)	Polarization	Judgment
1.	3.8300832GHz	53.60	1.95	54.00	-0.40	3.29	30.10	Vertical	Passed
2.	17.797494GHz	50.08	18.88	54.00	-3.92	3.11	90.00	Vertical	Passed
3.	3.8300832GHz	52.45	1.95	54.00	-1.55	1.50	240.10	Horizontal	Passed

Overall Graphs:





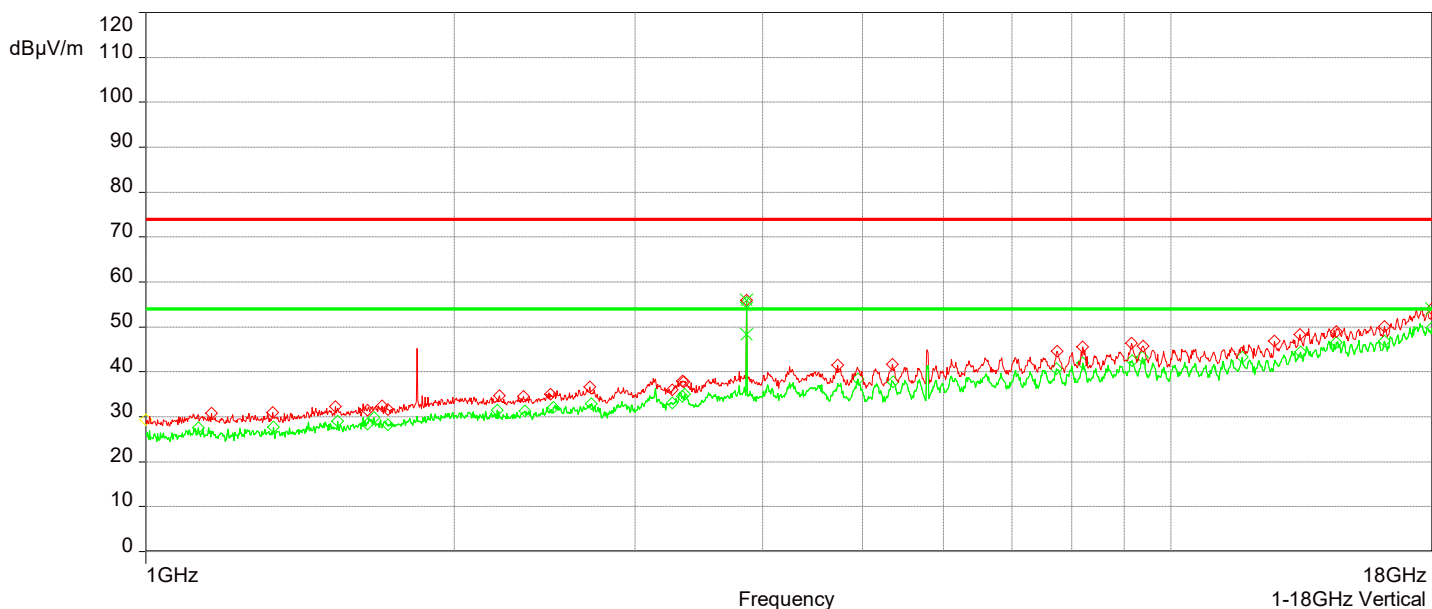
AH21051701-CON-126#001\_802.11ac UNII-3 (VHT20) CH157\_1-18GHz

7/1/2021 7:05:00 AM

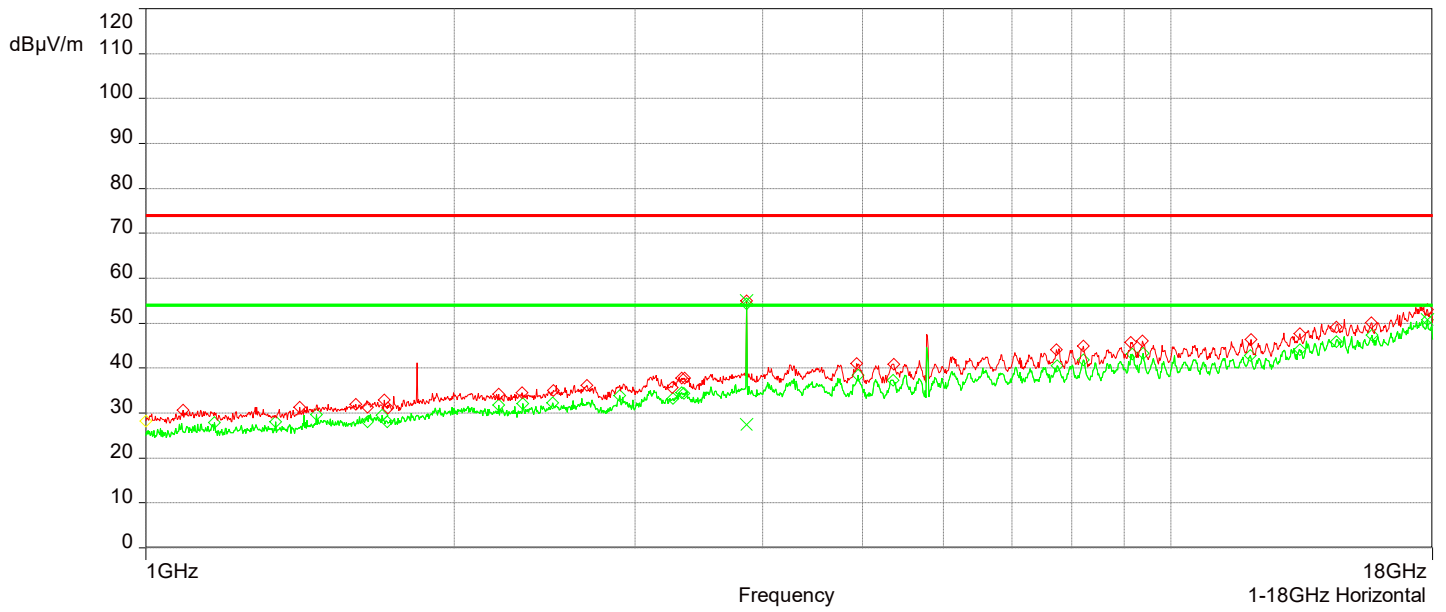
No	Frequency (MHz)	Level Peak Reading (dBμV/m)	Correction Factor (dB)	Limit dBμV/m	Margin (dB)	Height (m)	Angle (°)	Polarization	Judgment
1.	3.856584GHz	55.92	2.06	74.00	-18.08	3.06	299.9	Vertical	Passed
2.	17.973499GHz	53.95	19.11	74.00	-20.05	2.86	119.9	Vertical	Passed
3.	3.856584GHz	54.94	2.06	74.00	-19.06	1.44	180.1	Horizontal	Passed

No	Frequency (MHz)	Level Average Reading (dBμV/m)	Correction Factor (dB)	Limit dBμV/m	Margin (dB)	Height (m)	Angle (°)	Polarization	Judgment
1.	3.856584GHz	48.40	2.06	54.00	-5.60	3.06	299.9	Vertical	Passed
2.	3.856584GHz	27.40	2.06	54.00	-26.60	1.44	180.1	Horizontal	Passed
3.	17.801994GHz	50.73	18.89	54.00	-3.27	3.95	299.9	Horizontal	Passed

Overall Graphs:







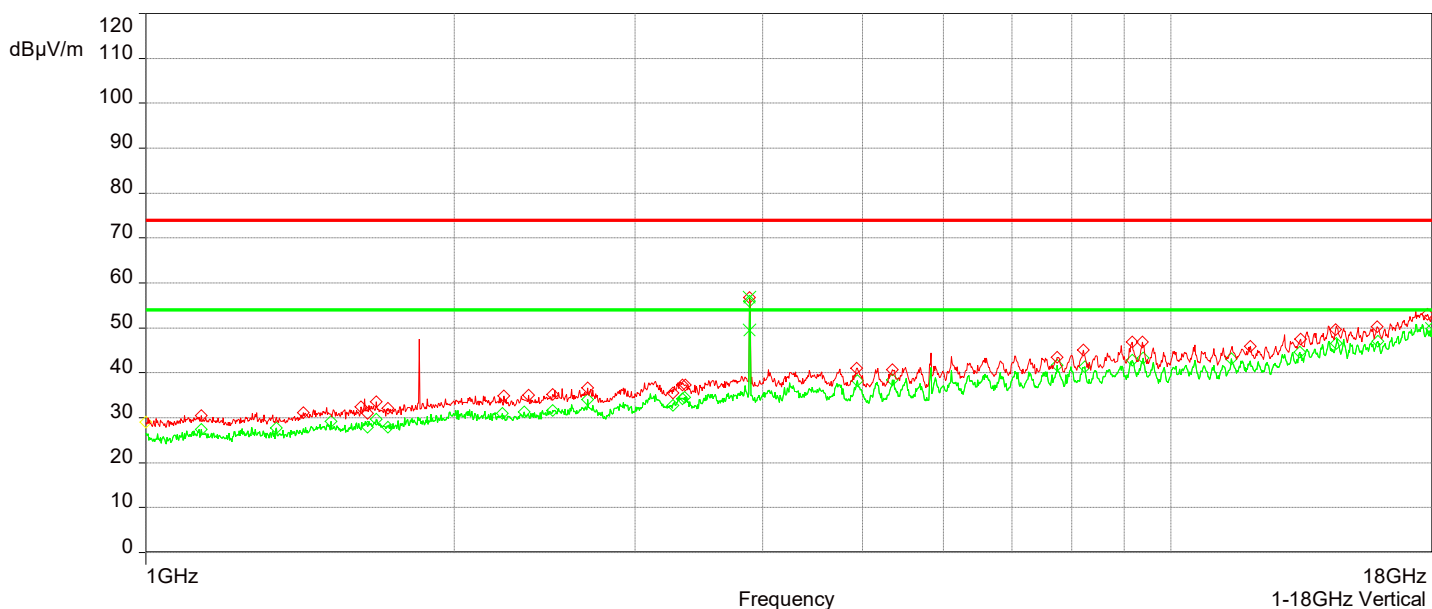
AH21051701-CON-126#001\_802.11ac UNII-3 (VHT20) CH165\_1-18GHz

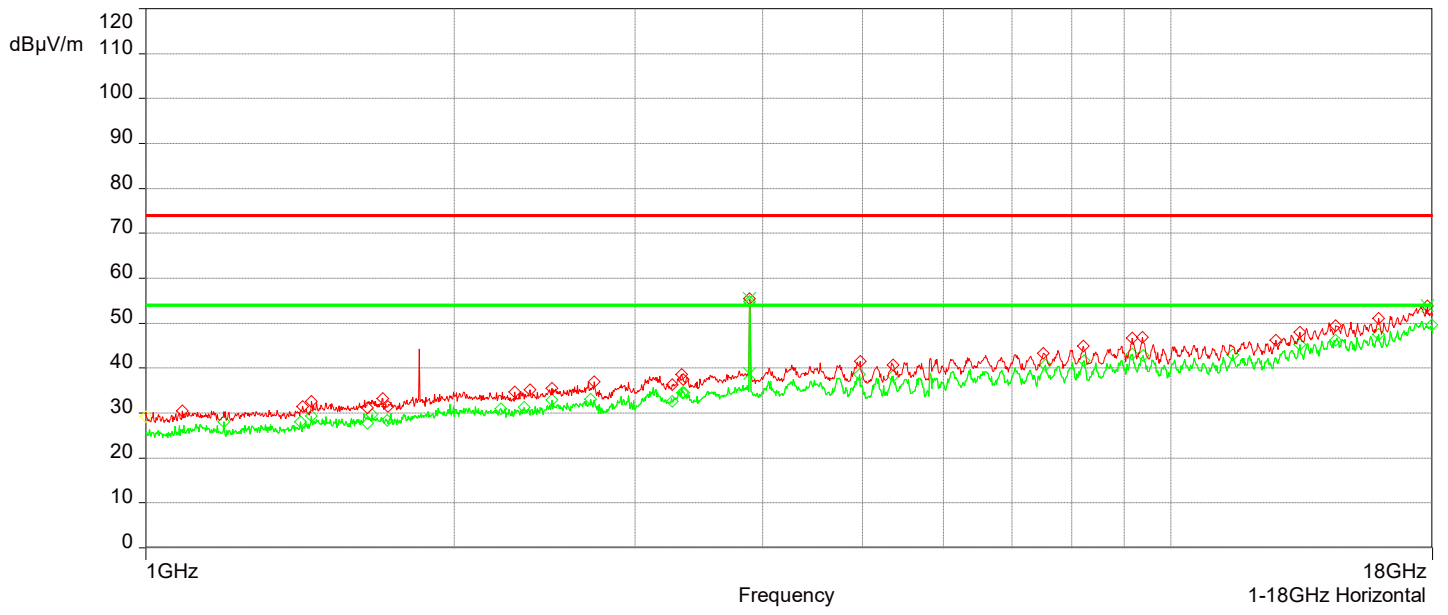
7/1/2021 7:22:24 AM

No	Frequency (MHz)	Level Peak Reading (dBμV/m)	Correction Factor (dB)	Limit dBμV/m	Margin (dB)	Height (m)	Angle (°)	Polarization	Judgment
1.	3.8830848GHz	56.77	2.05	74.00	-17.23	3.14	299.9	Vertical	Passed
2.	3.8830848GHz	55.50	2.05	74.00	-18.50	1.65	240.10	Horizontal	Passed
3.	17.789994GHz	53.85	18.88	74.00	-20.15	1.38	30.10	Horizontal	Passed

No	Frequency (MHz)	Level Average Reading (dBμV/m)	Correction Factor (dB)	Limit dBμV/m	Margin (dB)	Height (m)	Angle (°)	Polarization	Judgment
1.	3.8830848GHz	49.42	2.05	54.00	-4.58	3.14	299.9	Vertical	Passed
2.	17.9845GHz	49.81	19.14	54.00	-4.19	3.61	30.1	Vertical	Passed
3.	3.8830848GHz	38.70	2.05	54.00	-15.30	1.65	240.1	Horizontal	Passed

Overall Graphs:





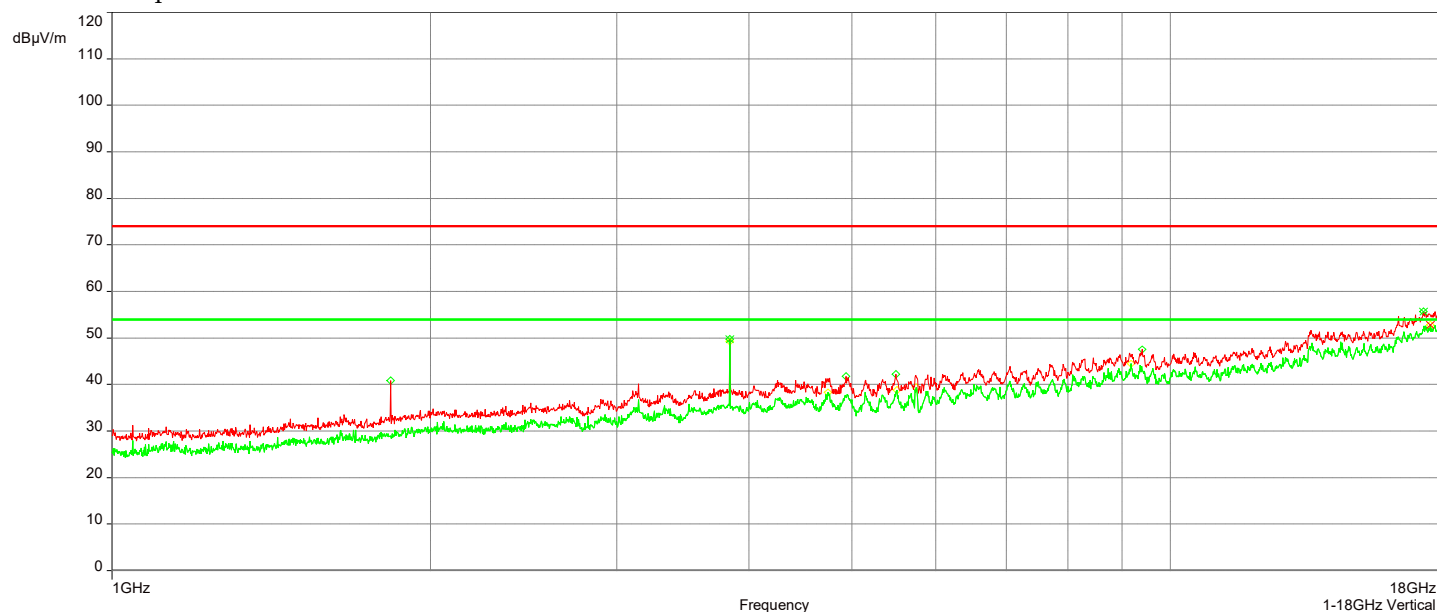
AH21051701-CON-126#001\_802.11ac UNII-3 (VHT40) CH151\_1-18GHz

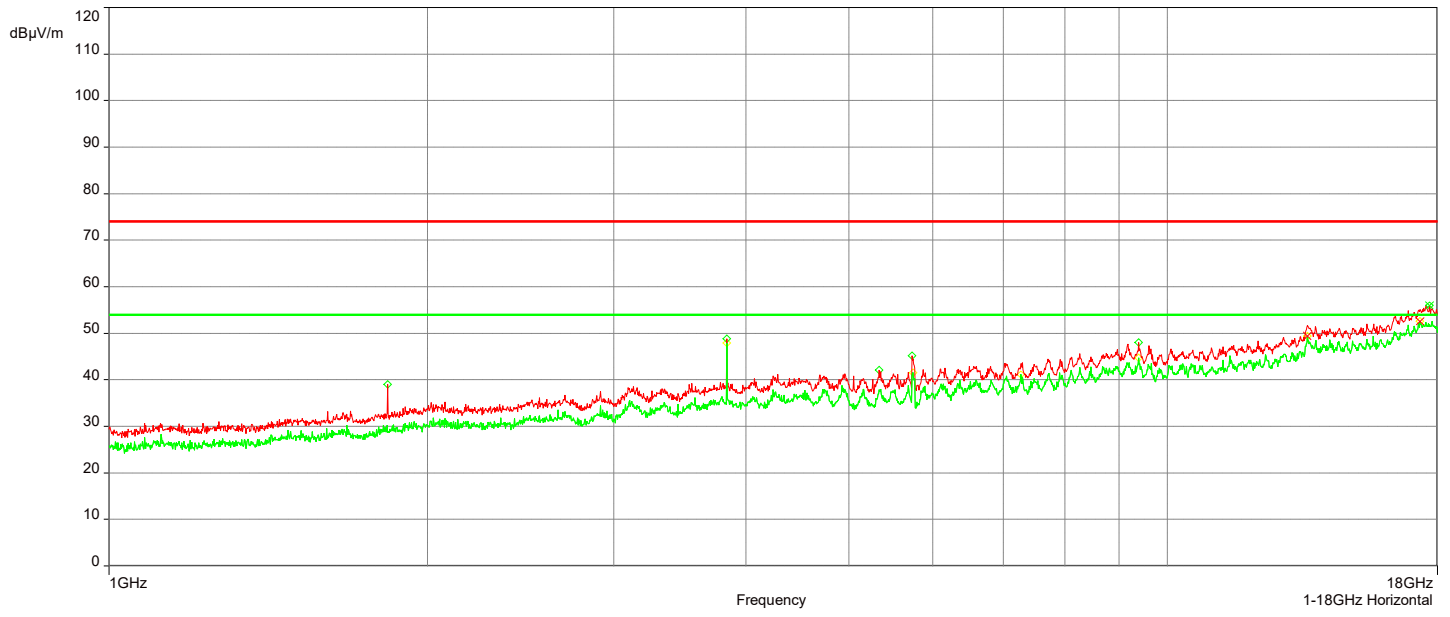
9/8/2021 10:27:48 AM

No	Frequency (MHz)	Level Peak Reading (dBμV/m)	Correction Factor (dB)	Limit dBμV/m	Margin (dB)	Height (m)	Angle (°)	Polarization	Judgment
1.	3.8365834GHz	49.78	1.98	74.00	-24.22	4.00	44.90	Vertical	Passed
2.	17.351481GHz	55.70	18.48	74.00	-18.30	3.53	179.90	Vertical	Passed
3.	17.686991GHz	55.97	18.96	74.00	-18.03	3.97	0.20	Horizontal	Passed

No	Frequency (MHz)	Level Average Reading (dBμV/m)	Correction Factor (dB)	Limit dBμV/m	Margin (dB)	Height (m)	Angle (°)	Polarization	Judgment
1.	17.604988GHz	52.86	18.86	54.00	-1.14	1.02	179.90	Vertical	Passed
2.	13.56787GHz	49.37	12.68	54.00	-4.63	1.18	247.40	Horizontal	Passed
3.	17.33648GHz	52.56	18.41	54.00	-1.44	3.37	337.40	Horizontal	Passed

Overall Graphs:





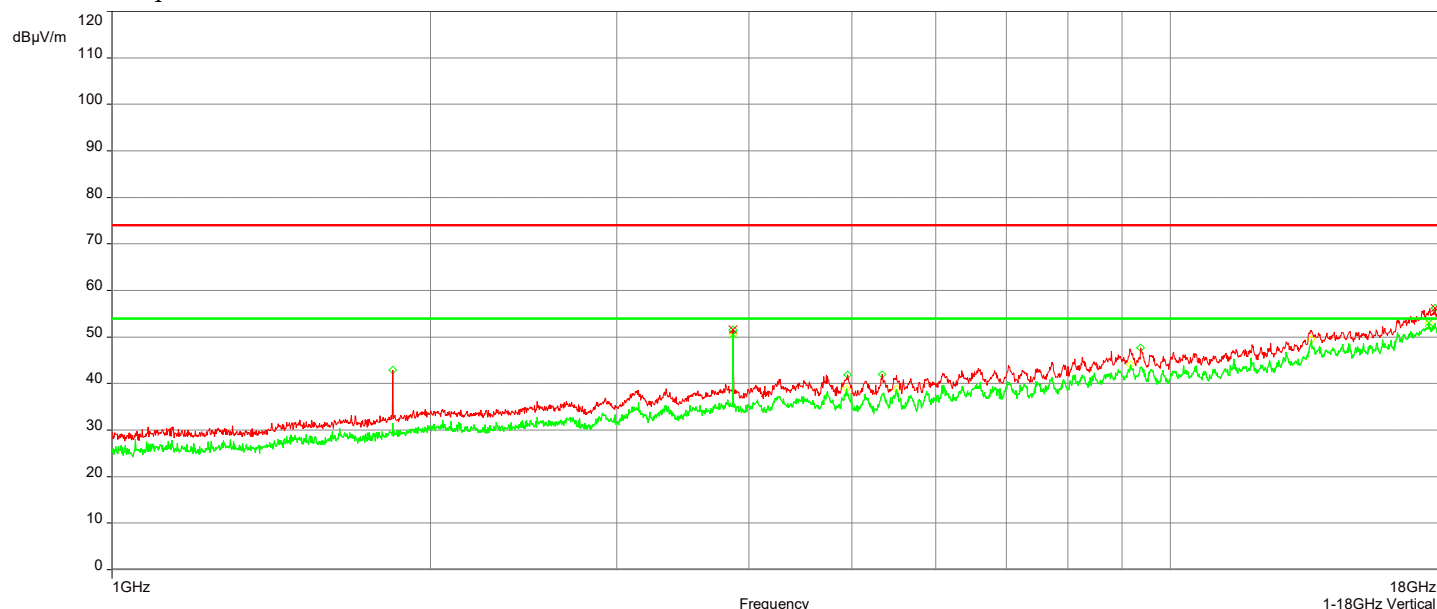
AH21051701-CON-126#001\_802.11ac UNII-3 (VHT40) CH159\_1-18GHz

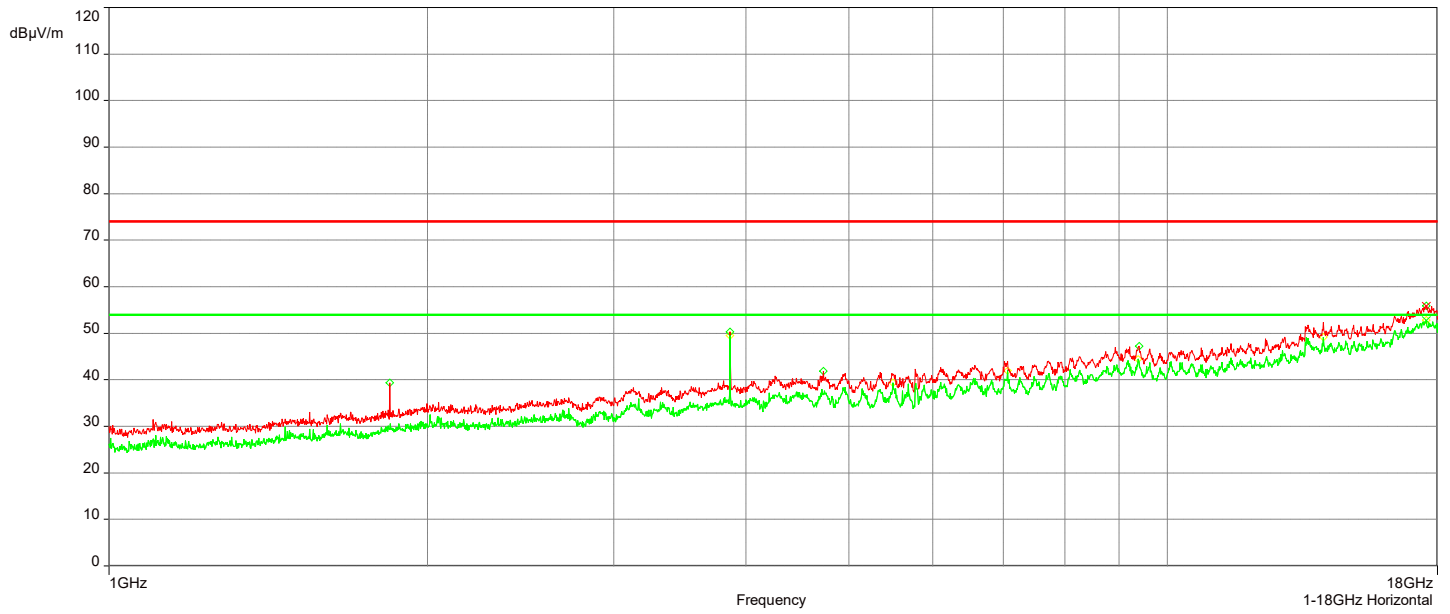
9/8/2021 10:56:24 AM

No	Frequency (MHz)	Level Peak Reading (dB $\mu$ V/m)	Correction Factor (dB)	Limit dB $\mu$ V/m	Margin (dB)	Height (m)	Angle (°)	Polarization	Judgment
1.	3.8630842GHz	51.58	2.06	74.00	-22.42	3.51	269.90	Vertical	Passed
2.	17.789494GHz	56.20	18.88	74.00	-17.80	2.66	89.90	Vertical	Passed
3.	17.575488GHz	55.92	18.87	74.00	-18.08	1.00	314.90	Horizontal	Passed

No	Frequency (MHz)	Level Average Reading (dB $\mu$ V/m)	Correction Factor (dB)	Limit dB $\mu$ V/m	Margin (dB)	Height (m)	Angle (°)	Polarization	Judgment
1.	3.8630842GHz	50.57	2.06	54.00	-3.43	3.51	269.90	Vertical	Passed
2.	17.557487GHz	53.00	18.89	54.00	-1.00	1.98	314.90	Vertical	Passed
3.	17.560487GHz	52.85	18.88	54.00	-1.15	1.51	224.90	Horizontal	Passed

Overall Graphs:





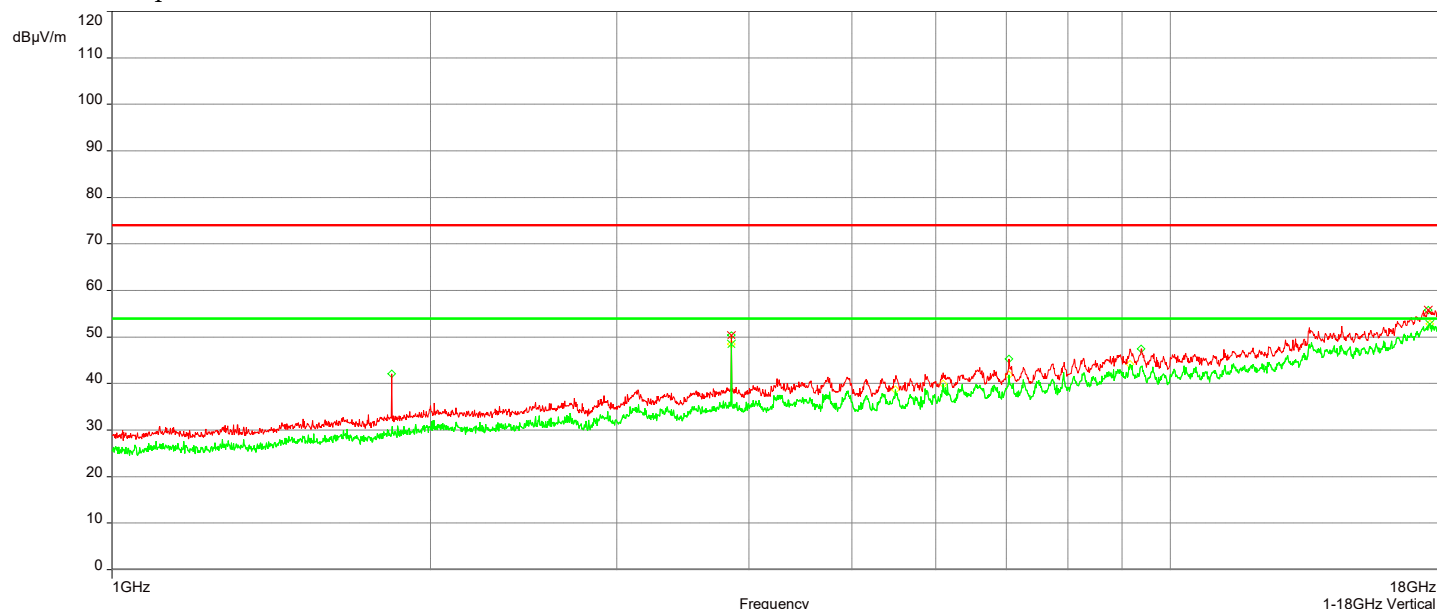
AH21051701-CON-126#001\_802.11ac UNII-3 (VHT80) CH155\_1-18GHz

9/8/2021 11:24:11 AM

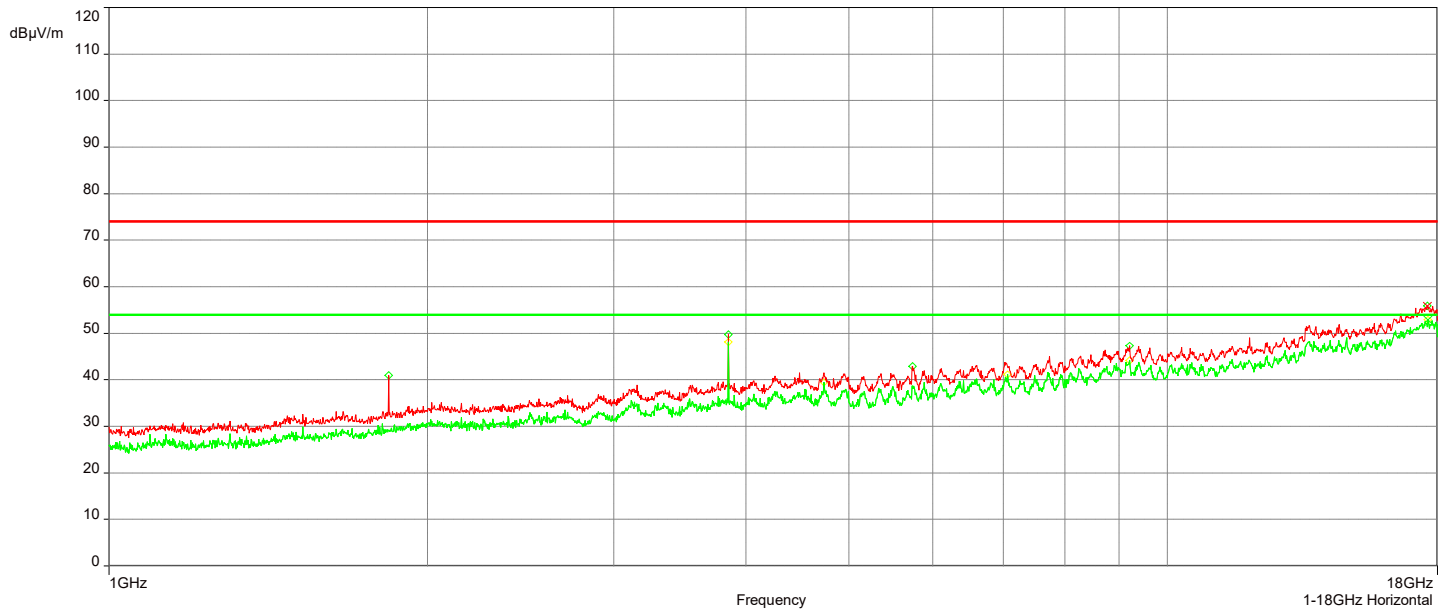
No	Frequency (MHz)	Level Peak Reading (dB $\mu$ V/m)	Correction Factor (dB)	Limit dB $\mu$ V/m	Margin (dB)	Height (m)	Angle (°)	Polarization	Judgment
1.	3.8500838GHz	50.43	2.06	74.00	-23.57	3.95	292.60	Vertical	Passed
2.	17.534486GHz	55.75	18.86	74.00	-18.25	1.02	337.40	Vertical	Passed
3.	17.601988GHz	55.91	18.85	74.00	-18.09	2.64	0.10	Horizontal	Passed

No	Frequency (MHz)	Level Average Reading (dB $\mu$ V/m)	Correction Factor (dB)	Limit dB $\mu$ V/m	Margin (dB)	Height (m)	Angle (°)	Polarization	Judgment
1.	3.8500838GHz	48.53	2.06	54.00	-5.47	3.95	292.60	Vertical	Passed
2.	17.579488GHz	52.78	18.86	54.00	-1.22	2.35	225.10	Vertical	Passed
3.	17.625989GHz	52.95	18.96	54.00	-1.05	1.52	67.60	Horizontal	Passed

Overall Graphs:







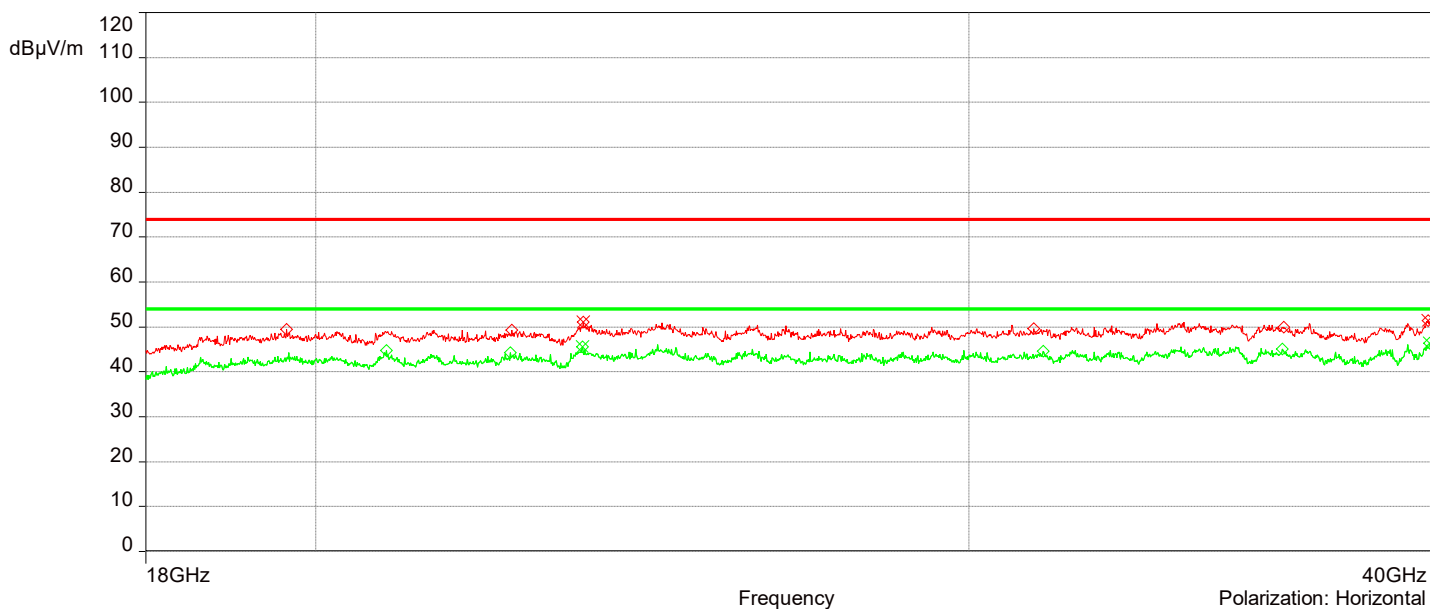
AH21051701-CON-126#001\_802.11a UNII-3 CH149\_18-40GHz

6/28/2021 8:20:49 AM

No	Frequency (MHz)	Level Peak Reading (dBμV/m)	Correction Factor (dB)	Limit dBμV/m	Margin (dB)	Height (m)	Angle (°)	Polarization	Judgment
1.	39.908996GHz	51.42	6.43	74.00	-22.58	2.91	180.10	Vertical	Passed
2.	23.617255GHz	51.09	3.54	74.00	-22.91	1.68	329.90	Horizontal	Passed
3.	39.883995GHz	51.34	6.28	74.00	-22.66	3.68	270.10	Horizontal	Passed

No	Frequency (MHz)	Level Average Reading (dBμV/m)	Correction Factor (dB)	Limit dBμV/m	Margin (dB)	Height (m)	Angle (°)	Polarization	Judgment
1.	39.906996GHz	46.33	6.44	54.00	-7.67	1.47	90.00	Vertical	Passed
2.	23.605255GHz	45.57	3.56	54.00	-8.43	3.59	270.10	Horizontal	Passed
3.	39.922997GHz	46.33	6.22	54.00	-7.67	2.01	150.10	Horizontal	Passed

Overall Graphs:



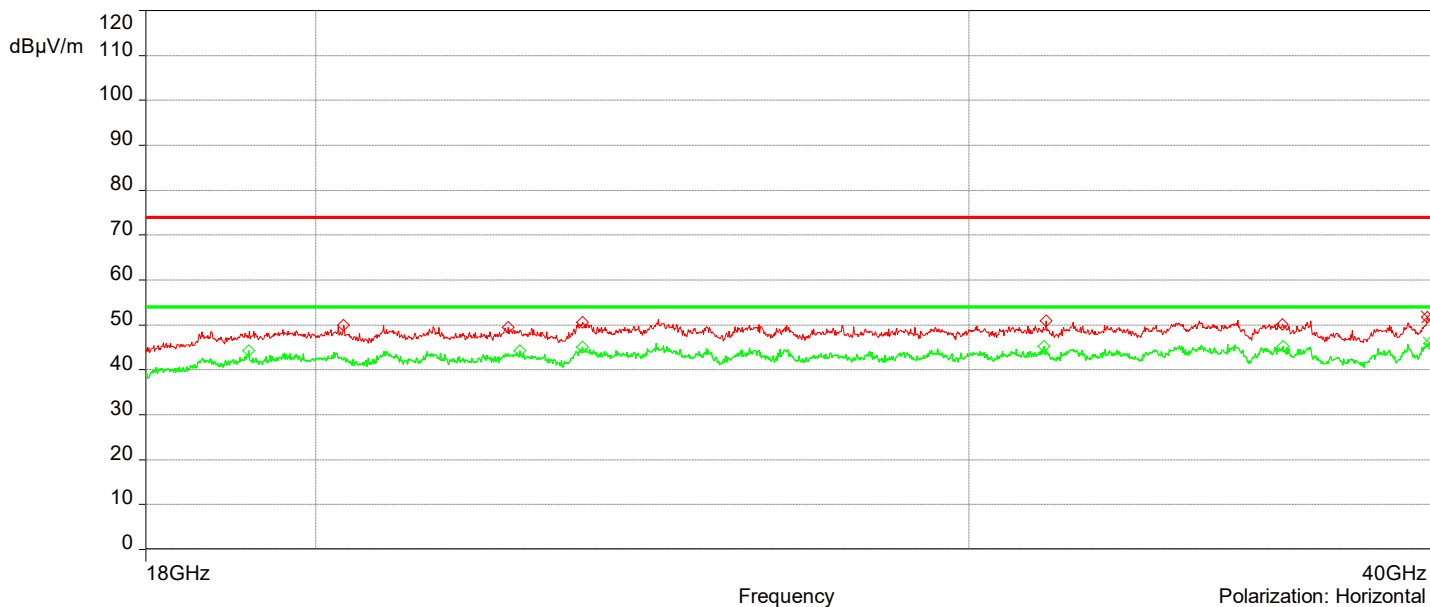
AH21051701-CON-126#001\_802.11a UNII-3 CH157\_18-40GHz

6/28/2021 8:36:39 AM

No	Frequency (MHz)	Level Peak Reading (dBμV/m)	Correction Factor (dB)	Limit dBμV/m	Margin (dB)	Height (m)	Angle (°)	Polarization	Judgment
1.	34.596754GHz	51.68	4.62	74.00	-22.32	3.16	89.90	Vertical	Passed
2.	39.912996GHz	51.48	6.42	74.00	-22.52	1.53	119.90	Vertical	Passed
3.	39.874994GHz	51.82	6.27	74.00	-22.18	3.42	299.90	Horizontal	Passed

No	Frequency (MHz)	Level Average Reading (dBμV/m)	Correction Factor (dB)	Limit dBμV/m	Margin (dB)	Height (m)	Angle (°)	Polarization	Judgment
1.	34.145734GHz	46.49	5.18	54.00	-7.51	2.18	89.90	Vertical	Passed
2.	39.939997GHz	46.07	6.33	54.00	-7.93	1.05	0	Vertical	Passed
3.	39.921996GHz	45.92	6.22	54.00	-8.08	3.00	299.90	Horizontal	Passed

Overall Graphs:



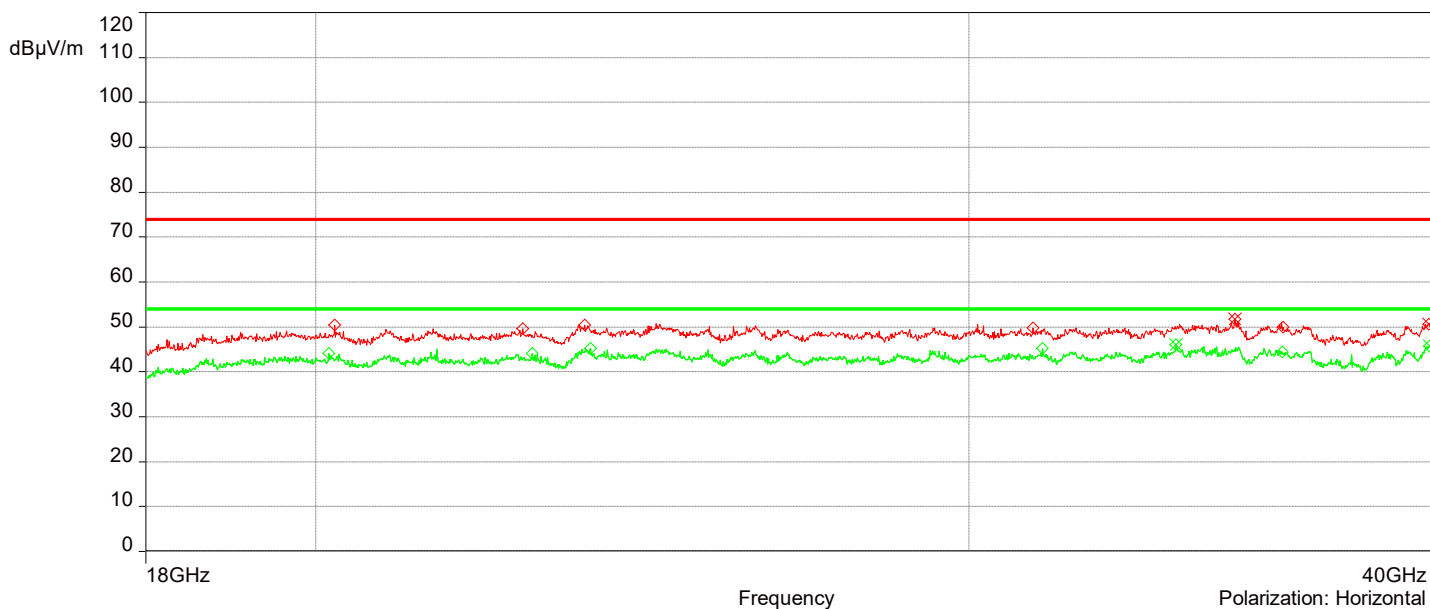
AH21051701-CON-126#001\_802.11a UNII-3 CH165\_18-40GHz

6/28/2021 8:52:56 AM

No	Frequency (MHz)	Level Peak Reading (dBμV/m)	Correction Factor (dB)	Limit dBμV/m	Margin (dB)	Height (m)	Angle (°)	Polarization	Judgment
1.	39.414973GHz	51.25	4.99	74.00	-22.75	3.54	329.90	Vertical	Passed
2.	35.39079GHz	51.68	4.35	74.00	-22.32	3.86	210.10	Horizontal	Passed
3.	39.902996GHz	50.61	6.30	74.00	-23.39	3.00	30.10	Horizontal	Passed

No	Frequency (MHz)	Level Average Reading (dBμV/m)	Correction Factor (dB)	Limit dBμV/m	Margin (dB)	Height (m)	Angle (°)	Polarization	Judgment
1.	39.887995GHz	46.66	6.43	54.00	-7.34	2.05	120.10	Vertical	Passed
2.	34.105732GHz	45.99	5.25	54.00	-8.01	2.28	60.10	Horizontal	Passed
3.	39.919996GHz	45.74	6.23	54.00	-8.26	1.46	60.10	Horizontal	Passed

Overall Graphs:

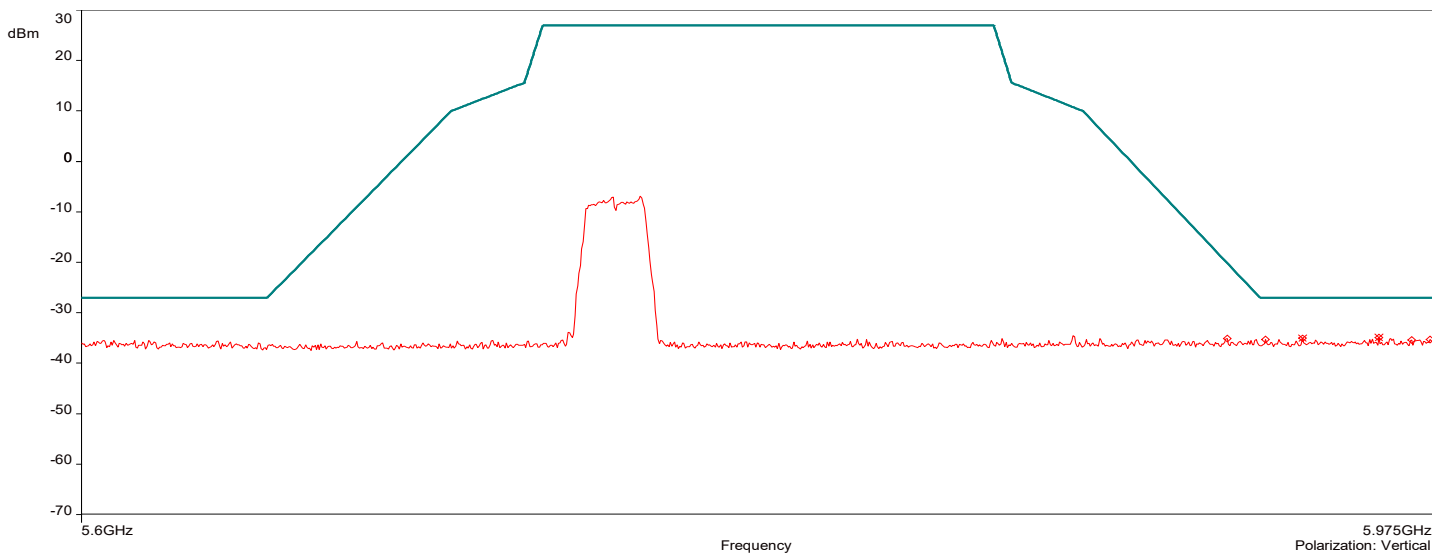
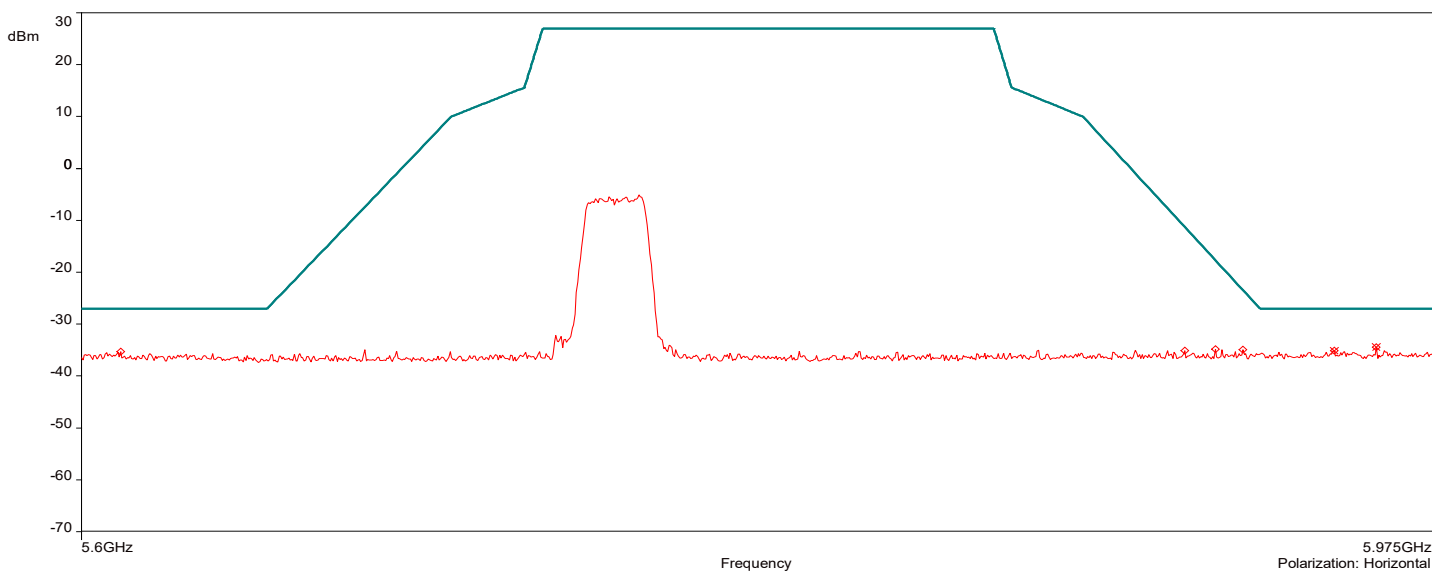


AH21051701-CON-126#001\_Restricted Bandedge\_5G UNII-3\_802.11a\_Ch 149

9/7/2021 2:34:44 PM

No	Frequency (MHz)	Level Peak Reading (dBuV/m)	Correction Factor (dB)	Limit dBm	Margin (dB)	Height (m)	Angle (°)	Polarization	Judgment
1	5.946125GHz	-35.13	4.91	-27.00	-8.13	4.00	45.20	Horizontal	Passed
2	5.958125GHz	-34.48	4.96	-27.00	-7.48	1.00	22.50	Horizontal	Passed
3	5.937125GHz	-35.04	4.89	-27.00	-8.04	1.81	157.70	Vertical	Passed
4	5.958875GHz	-34.90	4.96	-27.00	-7.90	1.72	112.50	Vertical	Passed

Overall Graphs:

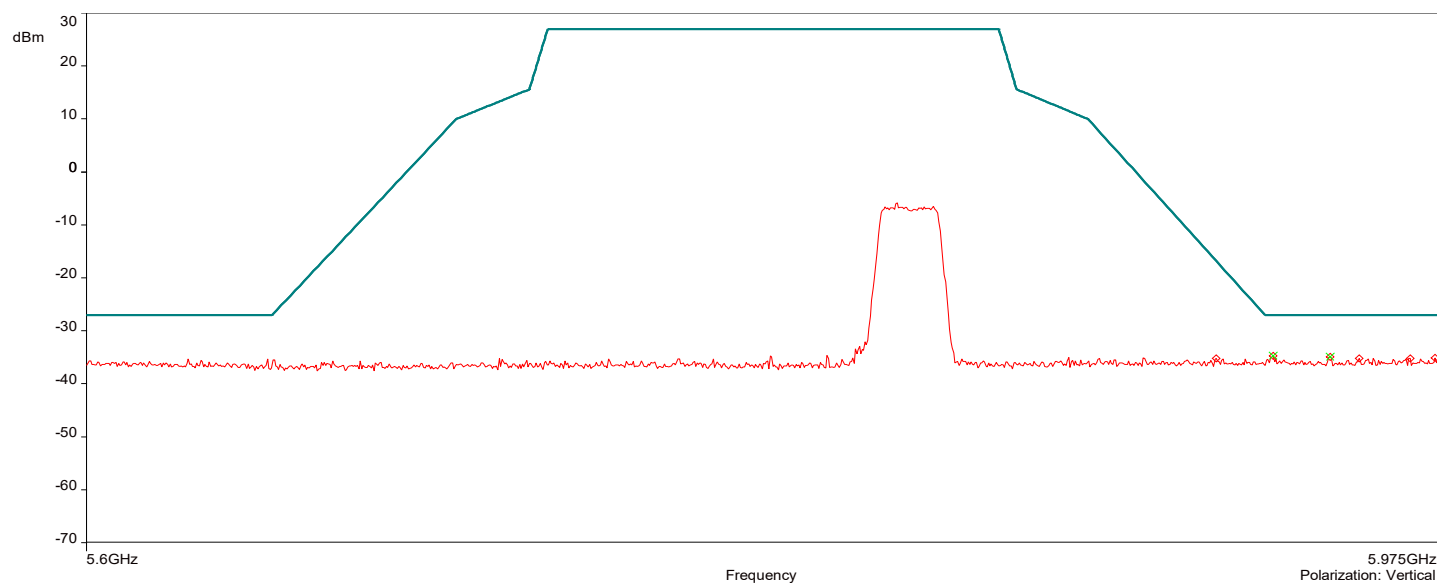
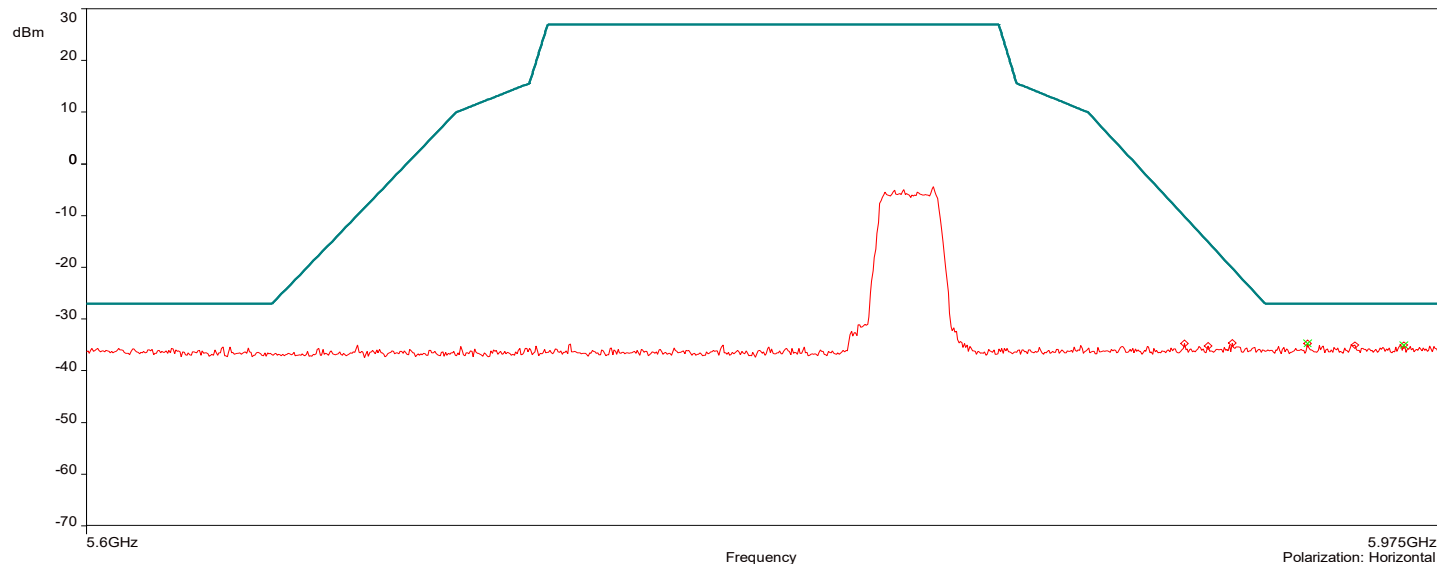


AH21051701-CON-126#001\_Restricted Bandedge\_5G UNII-3\_802.11a\_Ch 165

9/7/2021 1:51:43 PM

No	Frequency (MHz)	Level Peak Reading (dBuV/m)	Correction Factor (dB)	Limit dBm	Margin (dB)	Height (m)	Angle (°)	Polarization	Judgement
1.	5.937125GHz	-34.74	4.89	-27.00	-7.74	2.02	134.90	Horizontal	Passed
2.	5.9645GHz	-34.98	4.99	-27.00	-7.98	1.00	134.90	Horizontal	Passed
3.	5.927375GHz	-34.68	4.86	-27.00	-7.68	2.44	89.90	Vertical	Passed
4.	5.9435GHz	-34.91	4.91	-27.00	-7.91	3.86	22.40	Vertical	Passed

Overall Graphs:

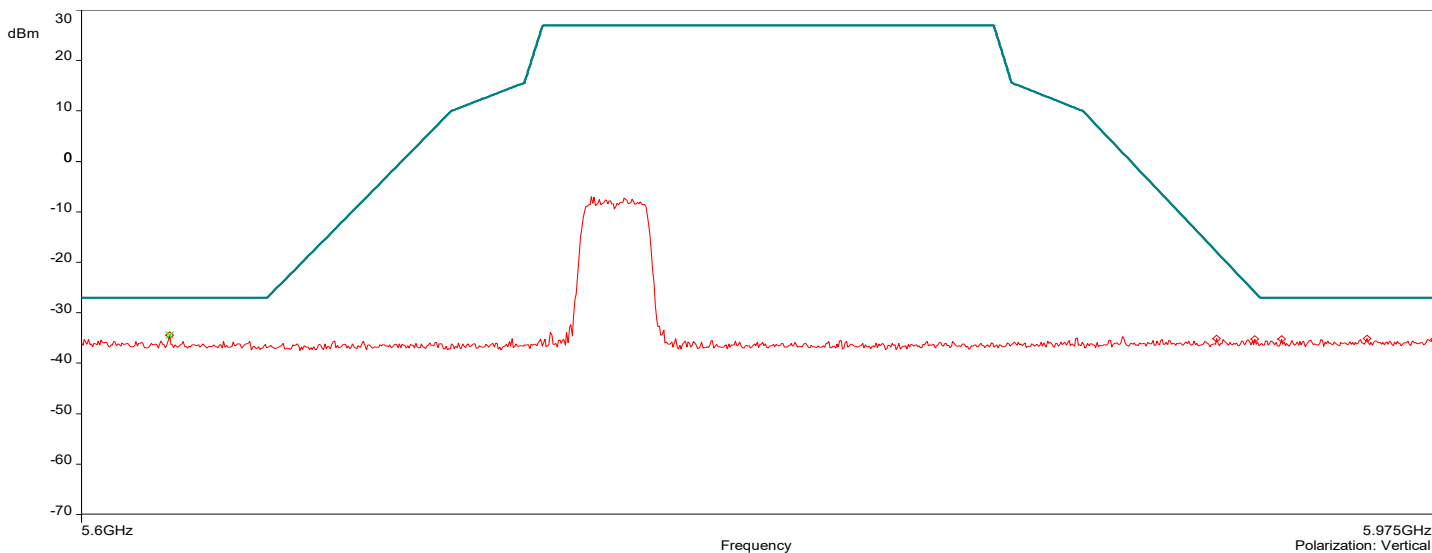
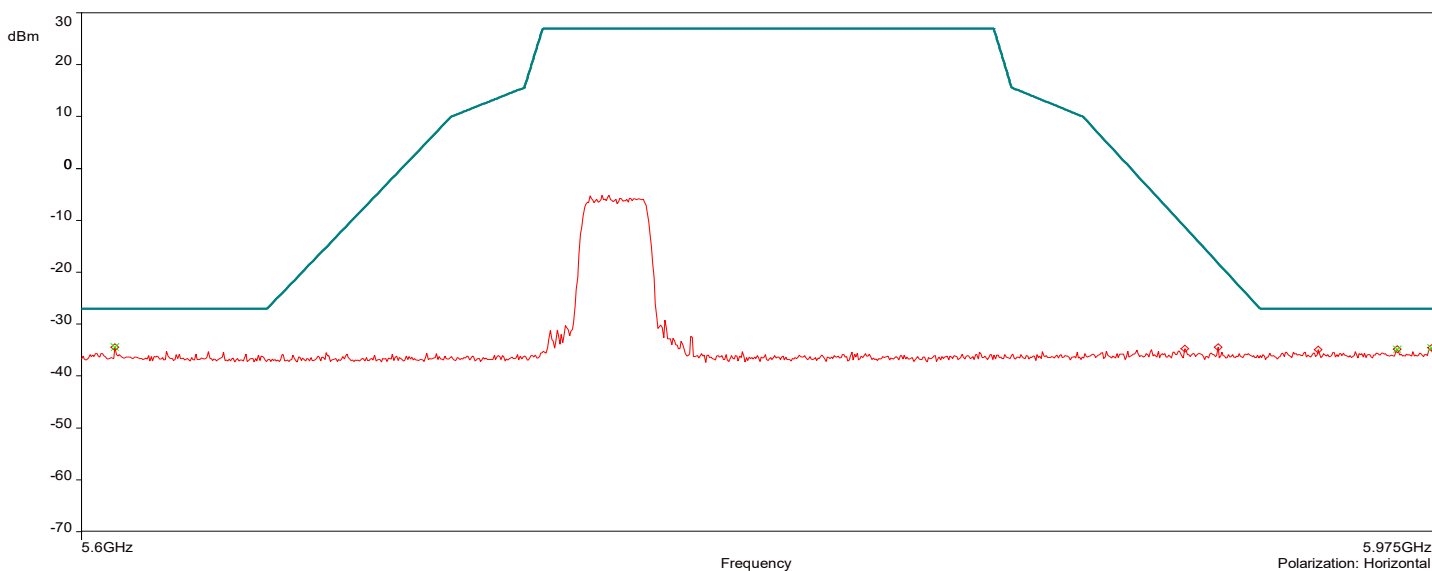


AH21051701-CON-126#001\_Restricted Bandedge\_5G UNII-3 (HT20) 802.11n\_Ch 149

9/7/2021 2:15:00 PM

No	Frequency (MHz)	Level Peak Reading (dBuV/m)	Correction Factor (dB)	Limit dBm	Margin (dB)	Height (m)	Angle (°)	Polarization	Judgement
1.	5.609GHz	-34.42	4.61	-27.00	-7.42	2.32	337.40	Horizontal	Passed
2.	5.964125GHz	-34.81	4.99	-27.00	-7.81	3.09	292.60	Horizontal	Passed
3.	5.973875GHz	-34.50	5.03	-27.00	-7.50	1.82		Horizontal	Passed
4.	5.623625GHz	-34.47	4.57	-27.00	-7.47	1.12	292.60	Vertical	Passed

Overall Graphs:

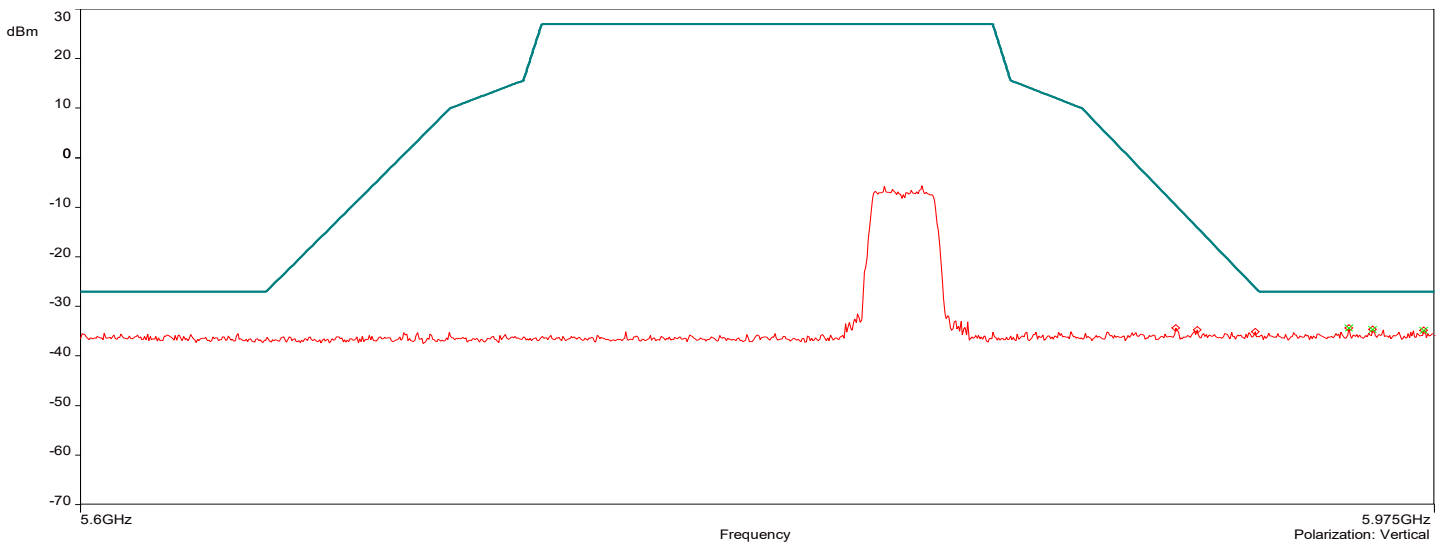
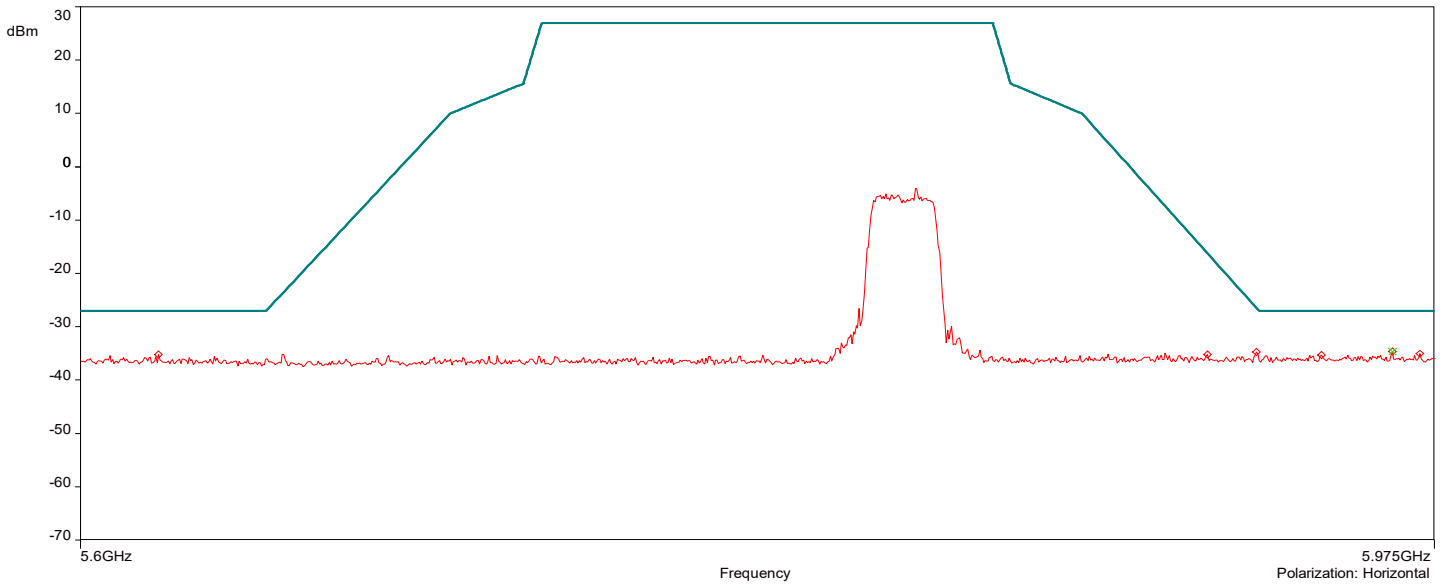


AH21051701-CON-126#001\_Restricted Bandedge\_5G UNII-3 (HT20) 802.11n\_Ch 165

9/7/2021 2:38:54 PM

No	Frequency (MHz)	Level Peak Reading (dBuV/m)	Correction Factor (dB)	Limit dBm	Margin (dB)	Height (m)	Angle (°)	Polarization	Judgment
1.	5.963GHz	-34.61	4.98	-27.00	-7.61	3.40	67.40	Horizontal	Passed
2.	5.950625GHz	-34.37	4.93	-27.00	-7.37	3.19	247.40	Vertical	Passed
3.	5.957375GHz	-34.65	4.96	-27.00	-7.65	1.51	157.40	Vertical	Passed
4.	5.972GHz	-34.86	5.02	-27.00	-7.86	4.00	89.90	Vertical	Passed

Overall Graphs:



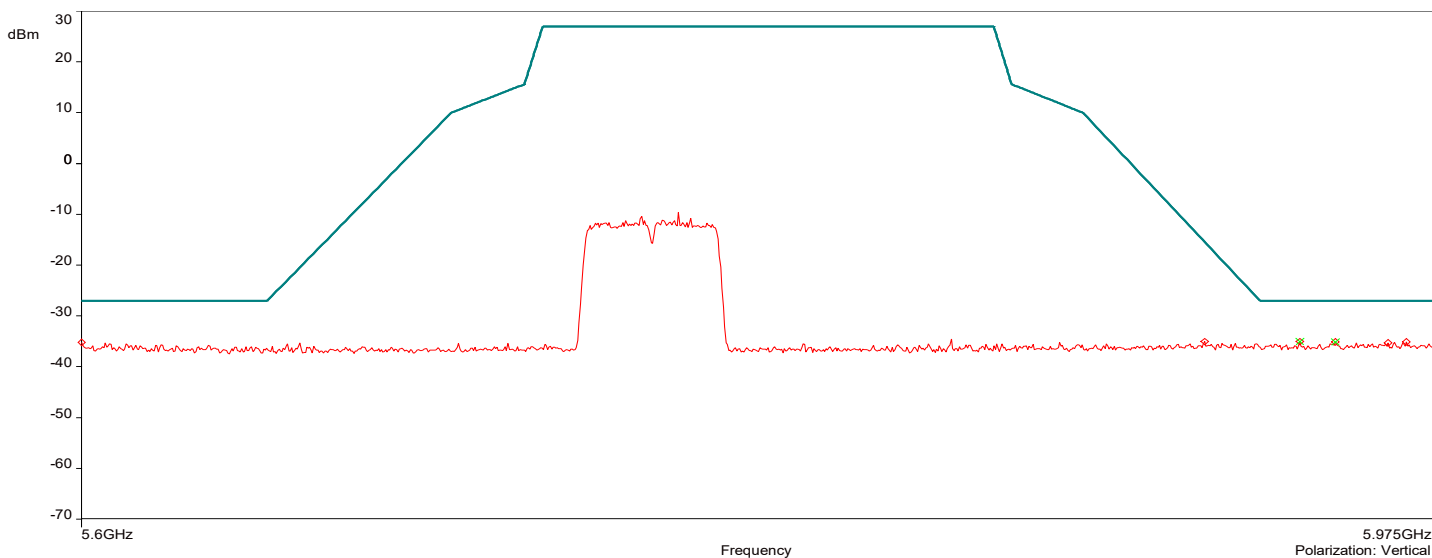
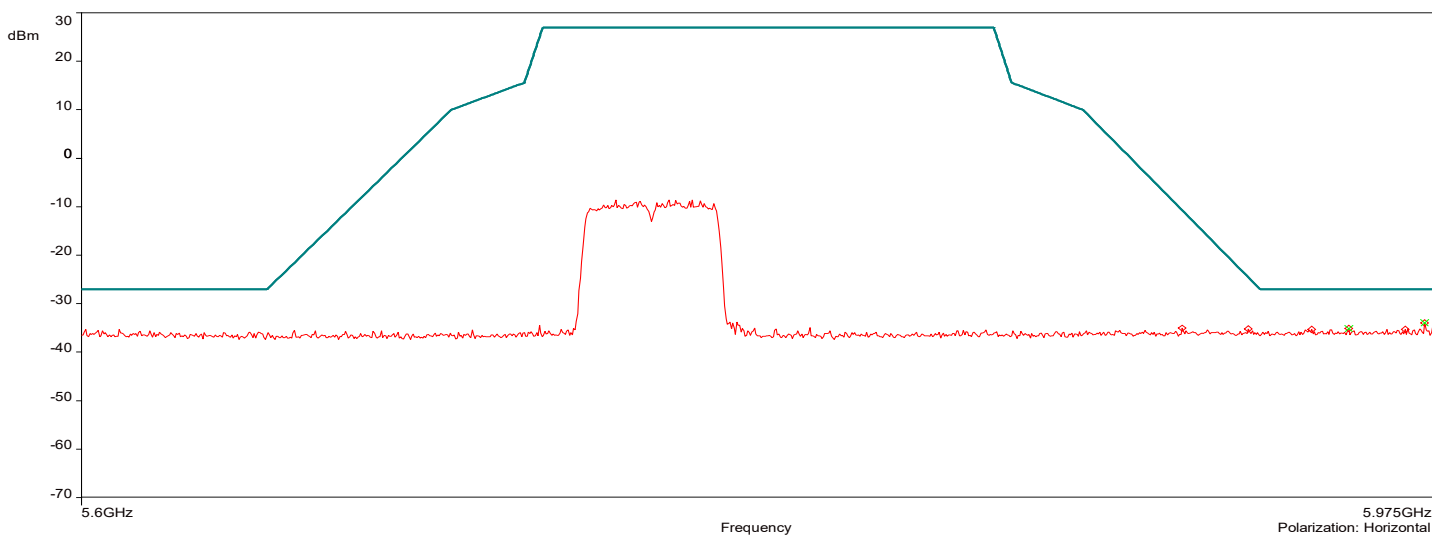


AH21051701-CON-126#001\_Restricted Bandedge\_5G UNII-3 (HT40) 802.11n\_Ch 151

9/7/2021 3:33:01 PM

No	Frequency (MHz)	Level Peak Reading (dBuV/m)	Correction Factor (dB)	Limit dBm	Margin (dB)	Height (m)	Angle (°)	Polarization	Judgment
1.	5.95025GHz	-35.14	4.93	-27.00	-8.14	3.62	247.60	Horizontal	Passed
2.	5.972GHz	-33.97	5.02	-27.00	-6.97	1.91	292.60	Horizontal	Passed
3.	5.936375GHz	-35.03	4.89	-27.00	-8.03	3.18	315.10	Vertical	Passed
4.	5.9465GHz	-35.11	4.91	-27.00	-8.11	2.96	67.50	Vertical	Passed

Overall Graphs:

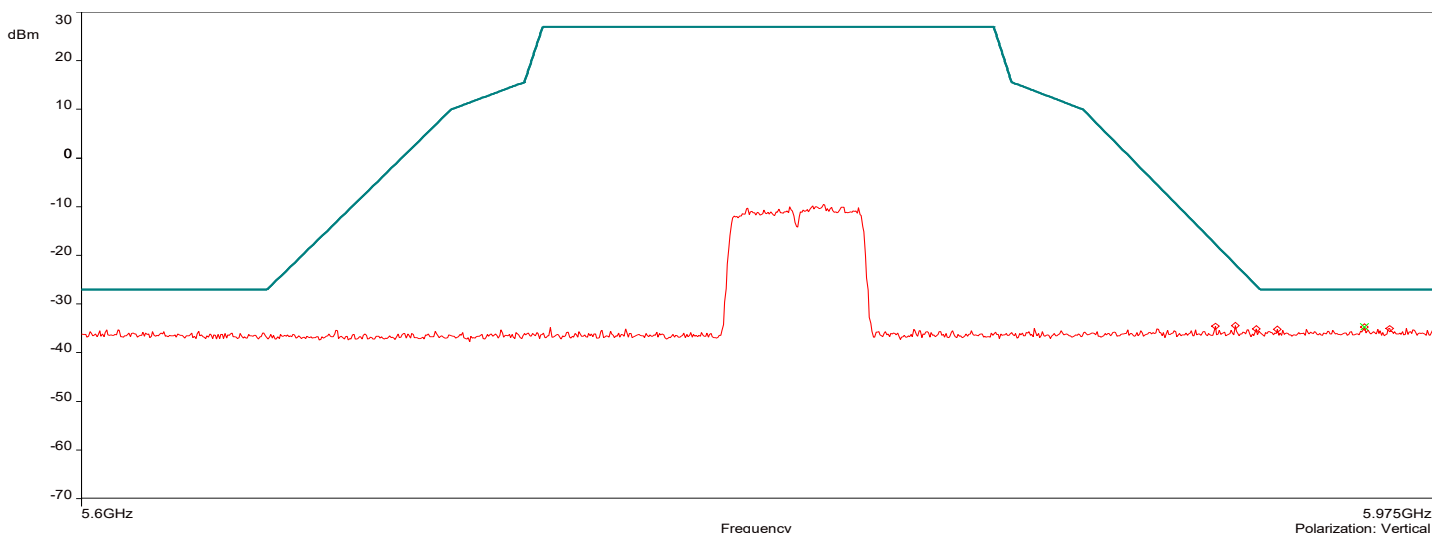
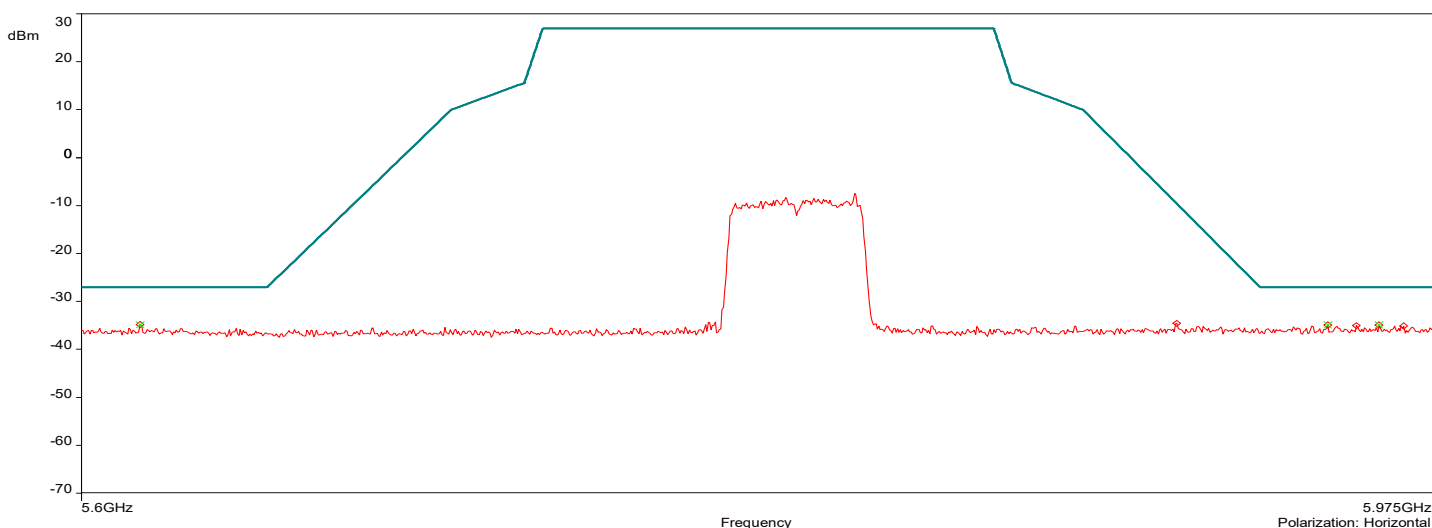


AH21051701-CON-126#001\_Restricted Bandedge\_5G UNII-3 (HT40) 802.11n\_Ch 159

9/7/2021 4:15:54 PM

No	Frequency (MHz)	Level Peak Reading (dBuV/m)	Correction Factor (dB)	Limit dBm	Margin (dB)	Height (m)	Angle (°)	Polarization	Judgment
1.	5.61575GHz	-34.82	4.59	-27.00	-7.82	2.33	134.90	Horizontal	Passed
2.	5.94425GHz	-34.87	4.91	-27.00	-7.87	2.64	202.40	Horizontal	Passed
3.	5.958875GHz	-34.93	4.96	-27.00	-7.93	2.54	337.40	Horizontal	Passed
4.	5.95475GHz	-34.75	4.94	-27.00	-7.75	3.62	269.90	Vertical	Passed

Overall Graphs:

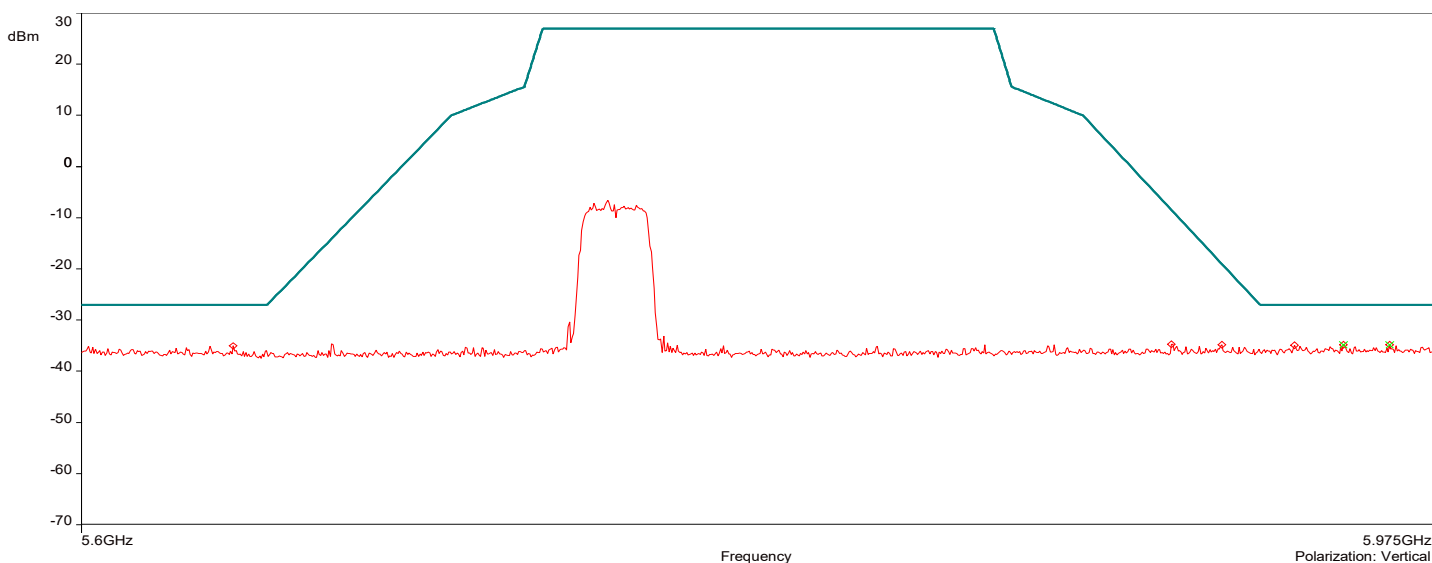
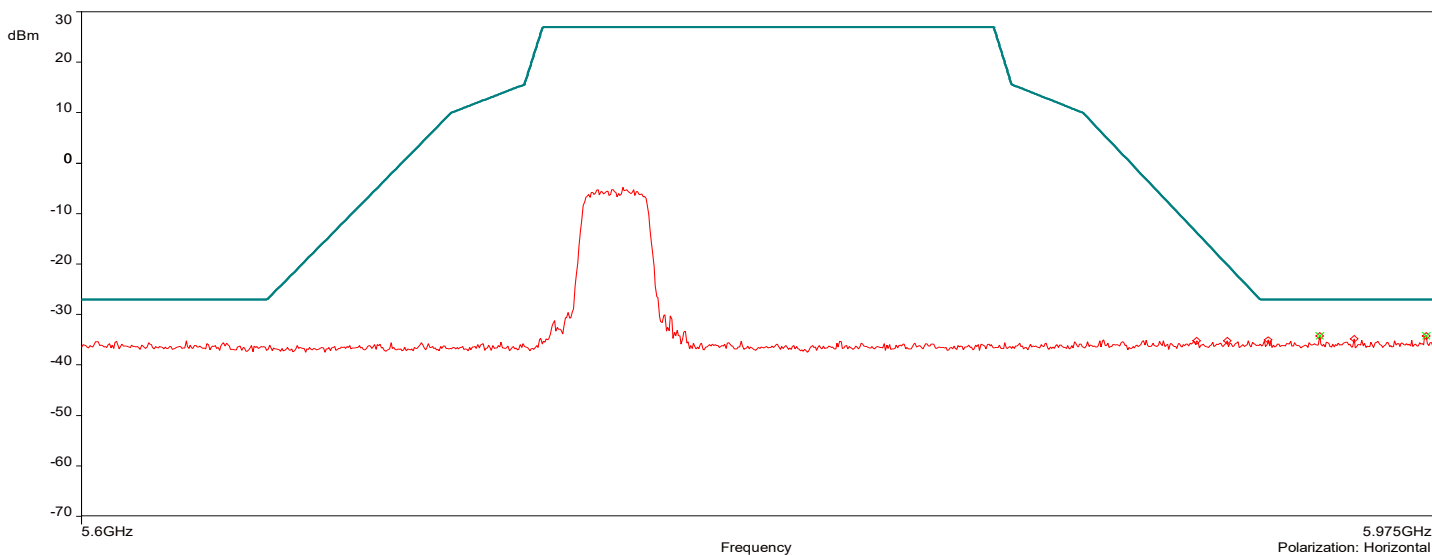


AH21051701-CON-126#001\_Restricted Bandedge\_5G UNII-3 (VHT20) 802.11ac\_Ch 149

9/7/2021 4:40:59 PM

No	Frequency (MHz)	Level Peak Reading (dBuV/m)	Correction Factor (dB)	Limit dBm	Margin (dB)	Height (m)	Angle (°)	Polarization	Judgement
1.	5.942GHz	-34.23	4.90	-27.00	-7.23	1.92	22.60	Horizontal	Passed
2.	5.972375GHz	-34.23	5.02	-27.00	-7.23	1.53	45.00	Horizontal	Passed
3.	5.94875GHz	-34.81	4.92	-27.00	-7.81	2.02	337.40	Vertical	Passed
4.	5.961875GHz	-34.84	4.98	-27.00	-7.84	2.00	315.10	Vertical	Passed

Overall Graphs:

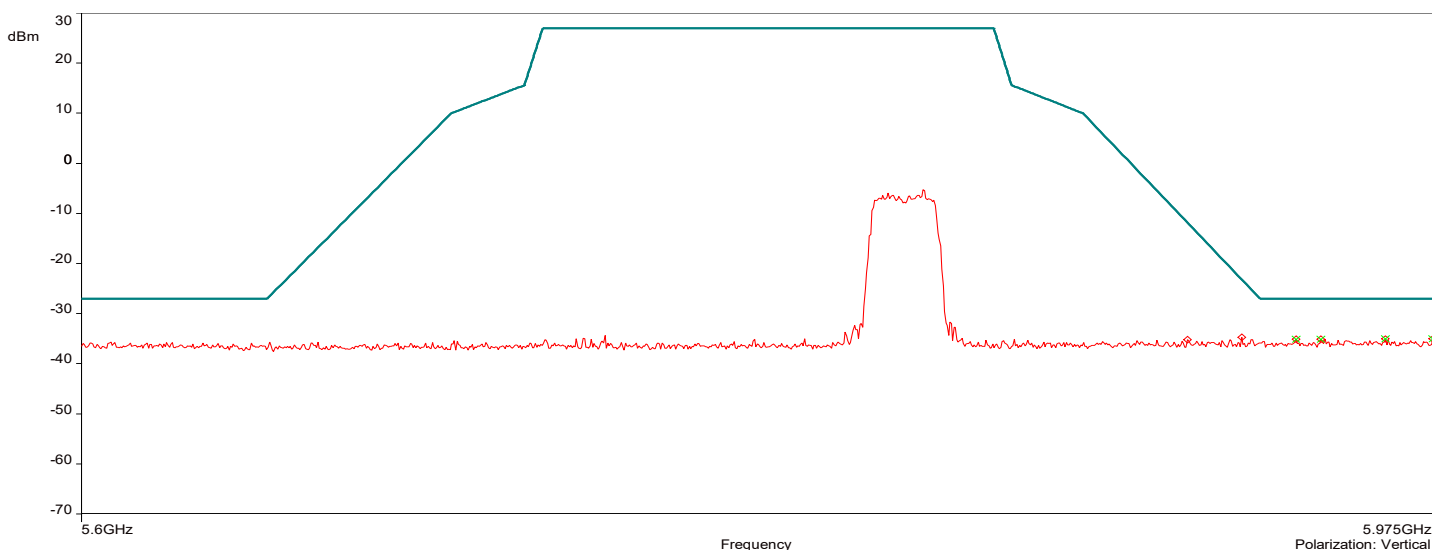
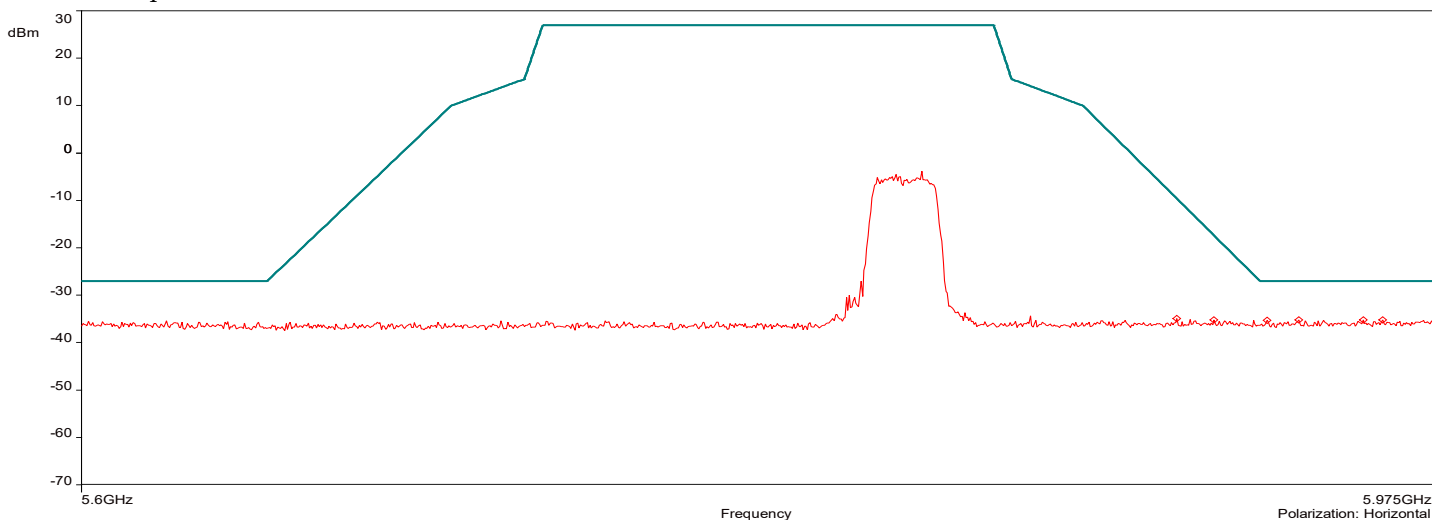


AH21051701-CON-126#001\_Restricted Bandedge\_5G UNII-3 (VHT20) 802.11ac\_Ch 165

9/7/2021 5:03:20 PM

No	Frequency (MHz)	Level Peak Reading (dBuV/m)	Correction Factor (dB)	Limit dBm	Margin (dB)	Height (m)	Angle (°)	Polarization	Judgment
1.	5.93525GHz	-35.08	4.88	-27.00	-8.08	3.86	337.40	Vertical	Passed
2.	5.942375GHz	-35.08	4.90	-27.00	-8.08	1.00	112.40	Vertical	Passed
3.	5.96075GHz	-35.02	4.97	-27.00	-8.02	4.00	224.90	Vertical	Passed
4.	5.97425GHz	-34.99	5.03	-27.00	-7.99	1.72	179.90	Vertical	Passed

Overall Graphs:

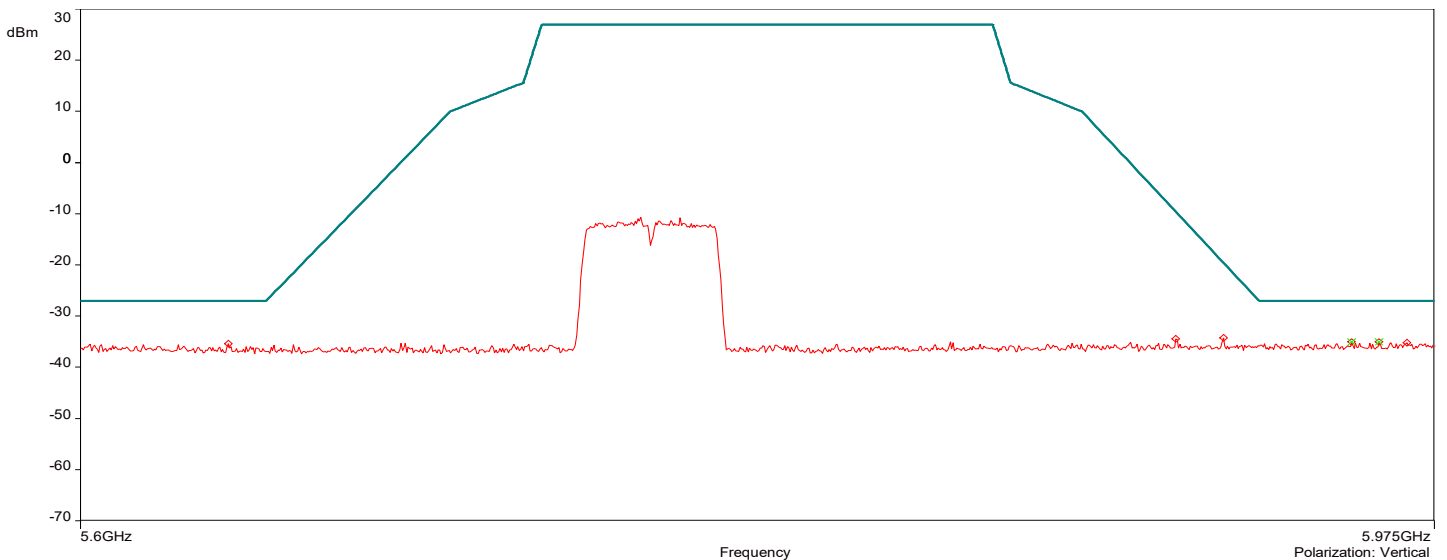
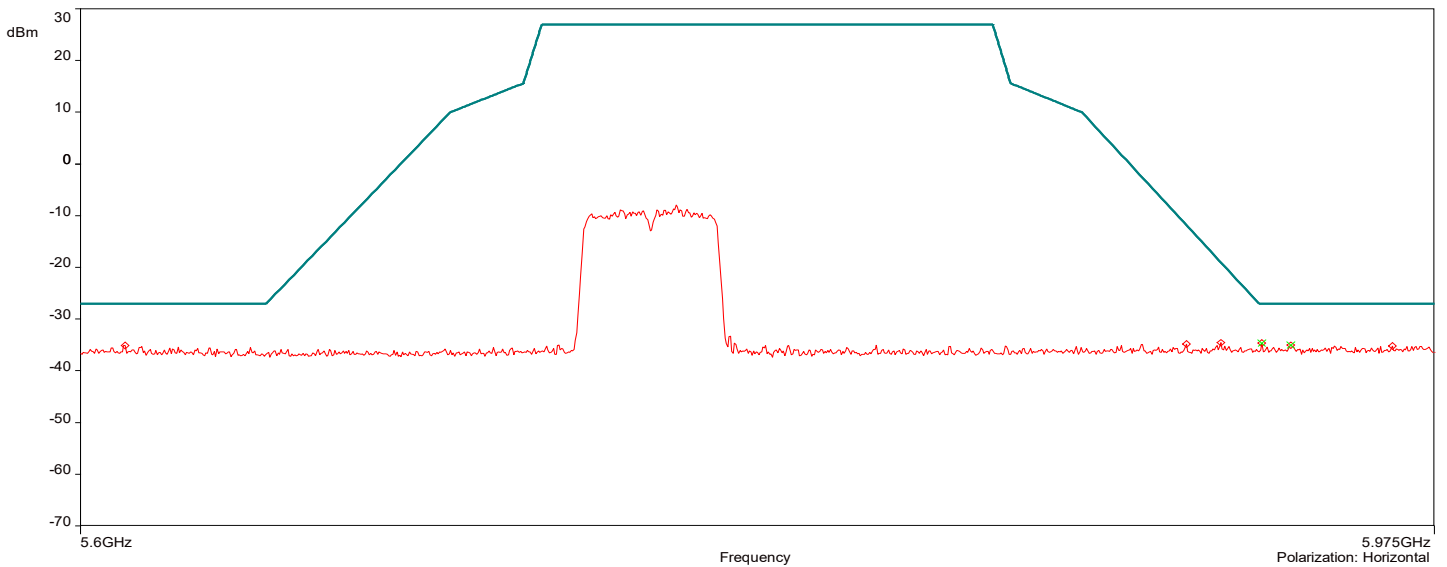


AH21051701-CON-126#001\_Restricted Bandedge\_5G UNII-3 (VHT40) 802.11ac\_Ch 151

9/7/2021 5:23:33 PM

No	Frequency (MHz)	Level Peak Reading (dBuV/m)	Correction Factor (dB)	Limit dBm	Margin (dB)	Height (m)	Angle (°)	Polarization	Judgment
1.	5.925875GHz	-34.59	4.86	-27.00	-7.59	2.87	45.10	Horizontal	Passed
2.	5.934125GHz	-35.00	4.88	-27.00	-8.00	2.85	225.10	Horizontal	Passed
3.	5.951375GHz	-35.03	4.93	-27.00	-8.03	2.25	337.40	Vertical	Passed
4.	5.95925GHz	-35.05	4.96	-27.00	-8.05	2.97	180.00	Vertical	Passed

Overall Graphs:

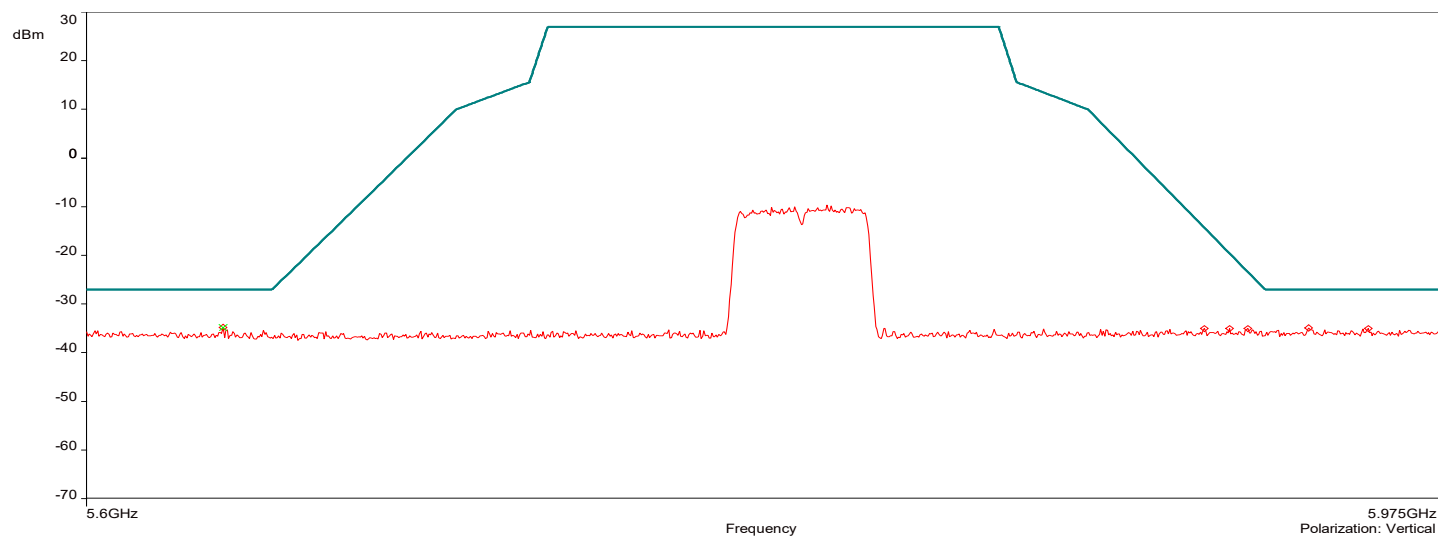
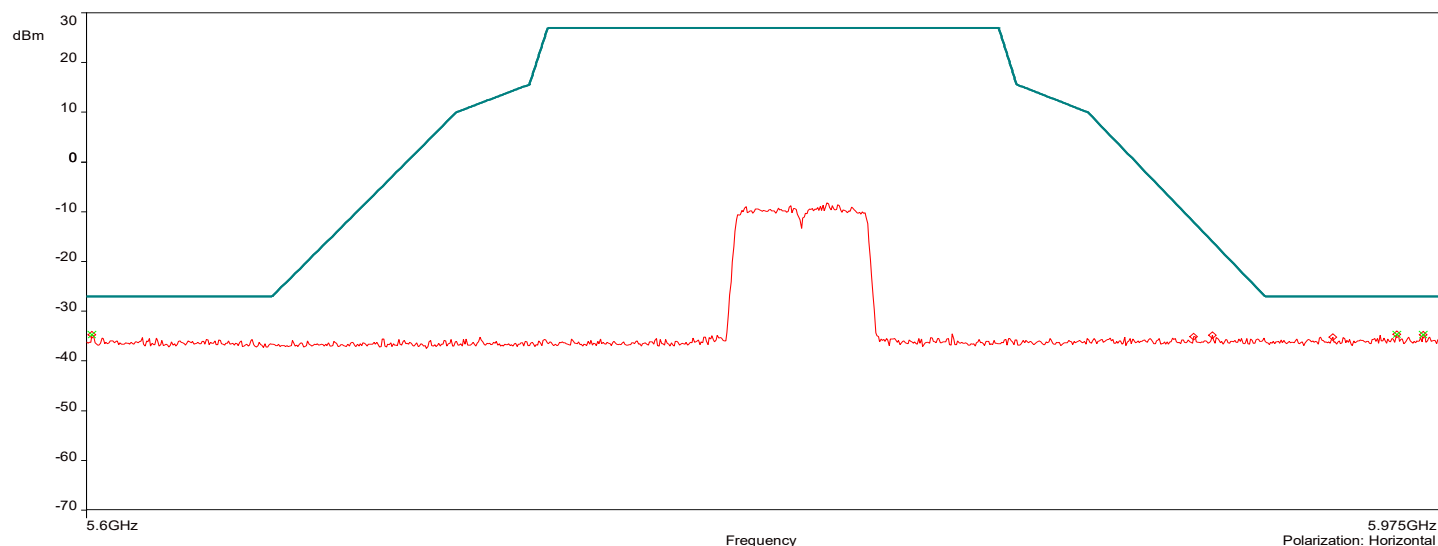


AH21051701-CON-126#001\_Restricted Bandedge\_5G UNII-3 (VHT40) 802.11ac\_Ch 159

9/7/2021 5:44:54 PM

No	Frequency (MHz)	Level Peak Reading (dBuV/m)	Correction Factor (dB)	Limit dBm	Margin (dB)	Height (m)	Angle (°)	Polarization	Judgment
1.	5.6015GHz	-34.75	4.64	-27.00	-7.75	2.13	179.90	Horizontal	Passed
2.	5.962625GHz	-34.67	4.98	-27.00	-7.67	3.82	202.40	Horizontal	Passed
3.	5.970125GHz	-34.69	5.01	-27.00	-7.69	3.40	269.90	Horizontal	Passed
4.	5.63675GHz	-34.84	4.53	-27.00	-7.84	3.82	0.10	Vertical	Passed

Overall Graphs:

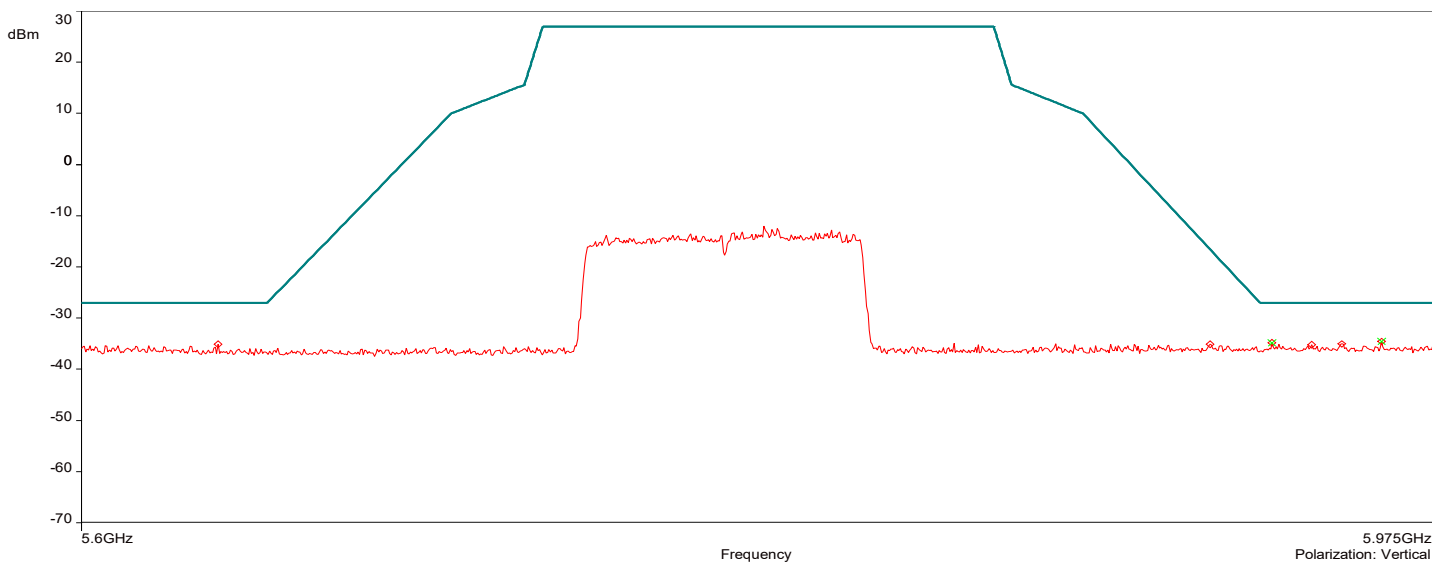
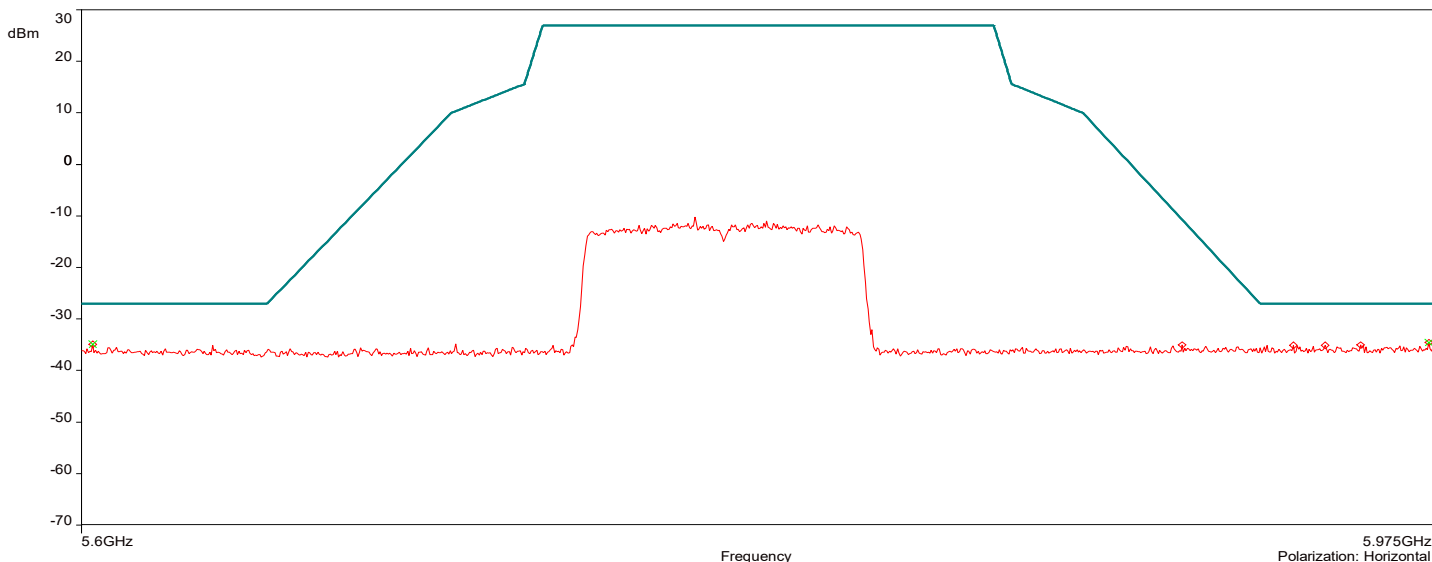


AH21051701-CON-126#001\_Restricted Bandedge\_5G UNII-3 (VHT80) 802.11ac\_Ch 155

9/7/2021 6:06:19 PM

No	Frequency (MHz)	Level Peak Reading (dBuV/m)	Correction Factor (dB)	Limit dBm	Margin (dB)	Height (m)	Angle (°)	Polarization	Judgement
1.	5.603GHz	-34.95	4.63	-27.00	-7.95	2.43	157.60	Horizontal	Passed
2.	5.973125GHz	-34.51	5.02	-27.00	-7.51	1.62	225.00	Horizontal	Passed
3.	5.9285GHz	-34.83	4.86	-27.00	-7.83	2.34	292.60	Vertical	Passed
4.	5.959625GHz	-34.56	4.97	-27.00	-7.56	3.50	292.60	Vertical	Passed

Overall Graphs:



## Document Revisions

Version	Date	Modifier	Changes
1.0	09-19-2021	Aravind Buddana Ryan Philips	<ul style="list-style-type: none"><li>Initial Draft</li></ul>
1.1	10-11-2021	Aravind Buddana	<ul style="list-style-type: none"><li>Updated Correct FCC/IC ID</li></ul>

End of Report