

CETECOM™

Test report no.: 1-0493/15-01-01_AnnexD

Annex D

CETECOM™

CETECOM ICT Services
consulting - testing - certification >>>

This test report annex is electronically signed and valid without handwriting signature. For verification of the electronic signatures, the public keys can be requested at the testing laboratory.

Test report annex authorised:

David Lang
Lab Manager
Radio Communications & EMC

EUT Test setup photos

Photo 1 (RSE set-up / Fully-anechoic chamber):



Photo 2 (RSE set-up / Fully-anechoic chamber):




Photo 3 (RSE set-up / Fully-anechoic chamber):



Photo 4 (RSE set-up with wireless charging unit / Fully-anechoic chamber):




Photo 5 (RSE set-up with wireless charging unit / Fully-anechoic chamber):



Photo 6 (RSE set-up with wireless charging unit / Fully-anechoic chamber):



Photo 7 (RSE set-up with wireless charging unit / Fully-anechoic chamber):




Photo 8 (RSE set-up with wireless charging unit / Fully-anechoic chamber):




Photo 9 (RSE set-up with ID-card / Fully-anechoic chamber):




Photo 10 (RSE set-up with ID-card / Fully-anechoic chamber):



Photo 11 (RSE set-up with ID-card / Fully-anechoic chamber):



Photo 12 (RSE set-up with ID-card / Fully-anechoic chamber):




Photo 13 (RSE set-up with external antenna / Fully-anechoic chamber):



Photo 14 (RSE set-up with external antenna / Fully-anechoic chamber):




Photo 15 (RSE set-up with external antenna / Fully-anechoic chamber):




Photo 16 (RSE set-up with external antenna / Fully-anechoic chamber):



Photo 17 (RSE set-up with wireless charging unit / Semi-anechoic chamber):




Photo 18 (RSE set-up with wireless charging unit / Semi-anechoic chamber):




Photo 19 (RSE set-up with external antenna / Semi-anechoic chamber):




Photo 20 (RSE set-up with external antenna / Semi-anechoic chamber):




Photo 21 (RSE set-up with ID-card / Semi-anechoic chamber):




Photo 22 (RSE set-up with ID-card / Semi-anechoic chamber):




Photo 23 (RSE set-up with external antenna / Semi-anechoic chamber):





Photo 24 (RSE set-up with external antenna / Semi-anechoic chamber):



Document history

Version	Applied changes	Date of release
	Initial release	2015-10-19