

PHOTOGRAPHS OF TEST SET UP




Figure 1 – EUT Front View



Figure 2 – EUT Rear View




Figure 3 – Radiated Disturbance - 30 MHz to 1 GHz




Figure 4 – Radiated Disturbance - 1 GHz to 18 GHz



Figure 5 – Radiated Disturbance - 18 GHz to 25 GHz