


ANNEX A


PHOTOGRAPHS OF THE EQUIPMENT:
(taken on completion of all tests)



Photograph A11
Title: PSU pcb, bottom view

ANNEX A


PHOTOGRAPHS OF THE EQUIPMENT:
(taken on completion of all tests)



Photograph A3
Title: Rx, rear view, w/o case covers

ANNEX A


PHOTOGRAPHS OF THE EQUIPMENT:
(taken on completion of all tests)



Photograph A6
Title: Rx, front panel pcb, front view

ANNEX A


PHOTOGRAPHS OF THE EQUIPMENT:
(taken on completion of all tests)



Photograph A7
Title: Rx, front panel pcb, rear view

ANNEX A


PHOTOGRAPHS OF THE EQUIPMENT:
(taken on completion of all tests)



Photograph A5
Title: Rx, interior, bottom view

ANNEX A


PHOTOGRAPHS OF THE EQUIPMENT:
(taken on completion of all tests)



Photograph A4
Title: Rx, interior, top view, w/o shields

ANNEX A

PHOTOGRAPHS OF THE EQUIPMENT:
(taken on completion of all tests)



Photograph A10
Title: PSU pcb, top view