


8 PHOTO OF CONDUCTED POWER LINE TEST

Test Mode : 1600x1200 75K



Front View




Rear View




10 PHOTO OF CONDUCTED POWER LINE TEST

Test Mode : 1280x1024 80K




Front View




Rear View

12 PHOTO OF CONDUCTED POWER LINE TEST

Test Mode : TV OUT



Front View




Rear View

8 PHOTO OF RADIATED EMISSION TEST

Test Mode : 1600x1200 75K



Front View



Rear View

10 PHOTO OF RADIATED EMISSION TEST

Test Mode : 1280x1024 80K




Front View




Rear View

12 PHOTO OF RADIATED EMISSION TEST

Test Mode : TV OUT



Front View



Rear View