



Flom Test Labs

EMI, EMC, RF Testing Experts Since 1963

toll-free: (866) 311-3268
fax: (480) 926-3598
<http://www.flomlabs.com>
info@flomlabs.com

Date:

June 4, 2008

Applicant:

Global Microwave Systems, Inc
1916 Palomar Oaks Way
Suite 100
Carlsbad, CA 92008

Attention of:

Thad Giotto
Ph: 760-496-0055
Fax: 760-496-0057
Email: thadg@gmsinc.com

Equipment:

MDT-B, ISM BAND

FCC ID:

KPB-MDT-BF3B

FCC Rules:

Radio Frequency Radiation Exposure Limits
47 CFR 1.1310

MPE - Mobiles

X

Fixed Based Station

Gentlemen:

Enclosed please find your copy of the Supplemental Test Data Report, the whole for Environmental Assessment (MPE) of the referenced equipment as shown.

Please allow from 8-12 weeks to hear from the Commission, who may request additional data or information, and even a sample for pre-grant audit testing.

Should you need any clarification, just fax or phone. Thank you again for this order - it has been a pleasure to be of service.

Sincerely yours,

Hoosamuddin S. Bandukwala, Lab Director



Flom Test Labs
EMI, EMC, RF Testing Experts Since 1963

toll-free: (866) 311-3268
fax: (480) 926-3598
<http://www.flomlabs.com>
info@flomlabs.com

Date: June 4, 2008

Federal Communications Commission
Via: Electronic Filing

Attention: Authorization & Evaluation Division

Applicant: Global Microwave Systems, Inc
Equipment: MDT-B, ISM BAND
FCC ID: KPB-MDT-BF3B
FCC Rules: Radio Frequency Radiation Exposure Limits
47 CFR 1.1310
MPE - Mobiles X Fixed Based Station

Gentlemen:

On behalf of the Applicant, enclosed please find the Supplemental Test Data Report, the whole for Environmental Assessment (MPE) of the referenced equipment as shown.

We trust the same is in order. Should you need any further information, kindly contact the writer who is authorized to act as agent.

Sincerely yours,

Hoosamuddin S. Bandukwala, Lab Director



Flom Test Labs
EMI, EMC, RF Testing Experts Since 1963

toll-free: (866) 311-3268
fax: (480) 926-3598
<http://www.flomlabs.com>
info@flomlabs.com

Environmental Assessment

for

Mobiles

for

FCC ID: KPB-MDT-BF3B

Model:MDT-B, ISM BAND

to

Federal Communications Commission

47 CFR 1.1310

Radio Frequency Radiation Exposure Limits

Date Of Report: June 4, 2008

On the Behalf of the Applicant: Global Microwave Systems, Inc

At the Request of: Global Microwave Systems, Inc
1916 Palomar Oaks Way
Suite 100
Carlsbad, CA 92008

Attention of: Thad Giotta
Ph: 760-496-0055
Fax: 760-496-0057
Email: thadg@gmsinc.com

Supervised By:

Hoosamuddin S. Bandukwala, Lab Director


Revision History

Revision	Date	Revised By	Reason for revision
1.0	June 4, 2008	J. Erhard	Original Document

Testimonial and Statement of Certification

This is to certify that:

1. **That** the application was prepared either by, or under the direct supervision of, the undersigned.
2. **That** the technical data supplied with the application was taken under my direction and supervision.
3. **That** the data was obtained on representative units, randomly selected.
4. **That**, to the best of my knowledge and belief, the facts set forth in the application and accompanying technical data are true and correct.



Certifying Engineer:

Hoosamuddin S. Bandukwala, Lab Director

Table of Contents

Rule	Description	Page
	Test Report	1
	Identification of the Equipment Under Test	2
	Standard Test Conditions and Engineering Practices	4
1.1310	Environmental Assessment	5

Required information per ISO 17025-2005, paragraph 5.10:

a) **Test Report (Supplemental)**

b) Laboratory: Flom Test Labs
(FCC: 31040/SIT) 3356 N. San Marcos Place, Suite 107
(Canada: IC 2044) Chandler, AZ 85225

c) Report Number: d0860001

d) Client: Global Microwave Systems, Inc
1916 Palomar Oaks Way
Suite 100
Carlsbad, CA 92008

e) Identification: MDT-B, ISM BAND
FCC ID: KPB-MDT-BF3B
Description: 5.8 GHz Tx

f) EUT Condition: Not required unless specified in individual tests.


g) Report Date: June 4, 2008

h, j, k): As indicated in individual tests.

i) Sampling method: No sampling procedure used.

l) Uncertainty: In accordance with MFA internal quality manual.

m) Supervised by:



Hoosamuddin S. Bandukwala, Lab Director

n) Results: The results presented in this report relate only to the item tested.

o) Reproduction: This report must not be reproduced, except in full, without written permission from this laboratory.

Identification of the Equipment Under Test (EUT)

Name and Address of Applicant: Global Microwave Systems, Inc
1916 Palomar Oaks Way
Suite 100
Carlsbad, CA 92008

Manufacturer: Global Microwave Systems, Inc
1916 Palomar Oaks Way
Suite 100
Carlsbad, CA 92008

FCC ID: KPB-MDT-BF3B

Model Number: MDT-B, ISM BAND

Description: 5.8 GHz TX

Type of Emission: DTS

Frequency Range, MHz: 5730 to 5845

Power Rating, Watts: 851 mW
 _____ Switchable _____ Variable _____ x N/A

Modulation: _____ AMPS
 _____ TDMA
 _____ CDMA
 _____ X OTHER

Antenna: _____ Helical
 _____ X Monopole
 _____ Whip
 _____ Other

Note: For RF Safety test antenna gain taken at the upper range of expected gain (i.e. 0 dBd) and RF Power set to highest nominal power across all channels.

A2LA

"A2LA has accredited Flom Test Labs, Inc. Chandler, AZ for technical competence in the field of Electrical testing. The accreditation covers the specific tests and types of tests listed on the agreed scope of accreditation. This laboratory meets the requirements of ISO 17025:2005 'General Requirements for the Competence of Testing and Calibration Laboratories' and any additional program requirements in the identified field of testing."

Please refer to www.a2la.org for current scope of accreditation.

Certificate number: 2152.01



Standard Test Conditions and Engineering Practices

Except as noted herein, the following conditions and procedures were observed during the testing:

In accordance with ANSI C63.4-2004 and unless otherwise indicated in the specific measurement results, the ambient temperature of the actual EUT was maintained within the range of 10° to 40°C (50° to 104 °F) unless the particular equipment requirements specify testing over a different temperature range. Also, unless otherwise indicated, the humidity levels were in the range of 10% to 90% relative humidity.

Prior to testing, the EUT was tuned up in accordance with the manufacturer's alignment procedures. All external gain controls were maintained at the position of maximum and/or optimum gain throughout the testing.

Measurement results, unless otherwise noted, are worst-case measurements.

Name of Test: Environmental Assessment

Specification: FCC: 47 CFR 1.1310

Measurement Guide: ANSI/IEEE C95.1 1992


Name of Test: R.F. Radiation Exposure

FCC Rules: 1.1307, 1.1310, 1.1311, 2.1091

Limits: Uncontrolled Exposure 47 CFR 1.1310 Table 1, (B)	0.3-1.234 MHz:	Limit [mW/cm ²] = 100
	1.34-30 MHz:	Limit [mW/cm ²] = (180/f ²)
	30-300 MHz:	Limit [mW/cm ²] = 0.2
	300-1500 MHz:	Limit [mW/cm ²] = f/1500
	1500-100,000 MHz:	Limit [mW/cm ²] = 1.0

Test Frequencies, MHz	5730
Power, Conducted, W (P)	851 mW
Antenna Gain Isotropic Antenna Gain Numeric (G)	dBi 2
Antenna Type	1.58
Distance (R)	Monopole
	20 cm

Power Density Calculations	Formula =	$S = PG / 4\pi R^2$
	Power Density (S) =	0.2675
	Limit =	1.0 mW/cm ²



Supervised By:

Hoosamuddin S. Bandukwala, Lab Director