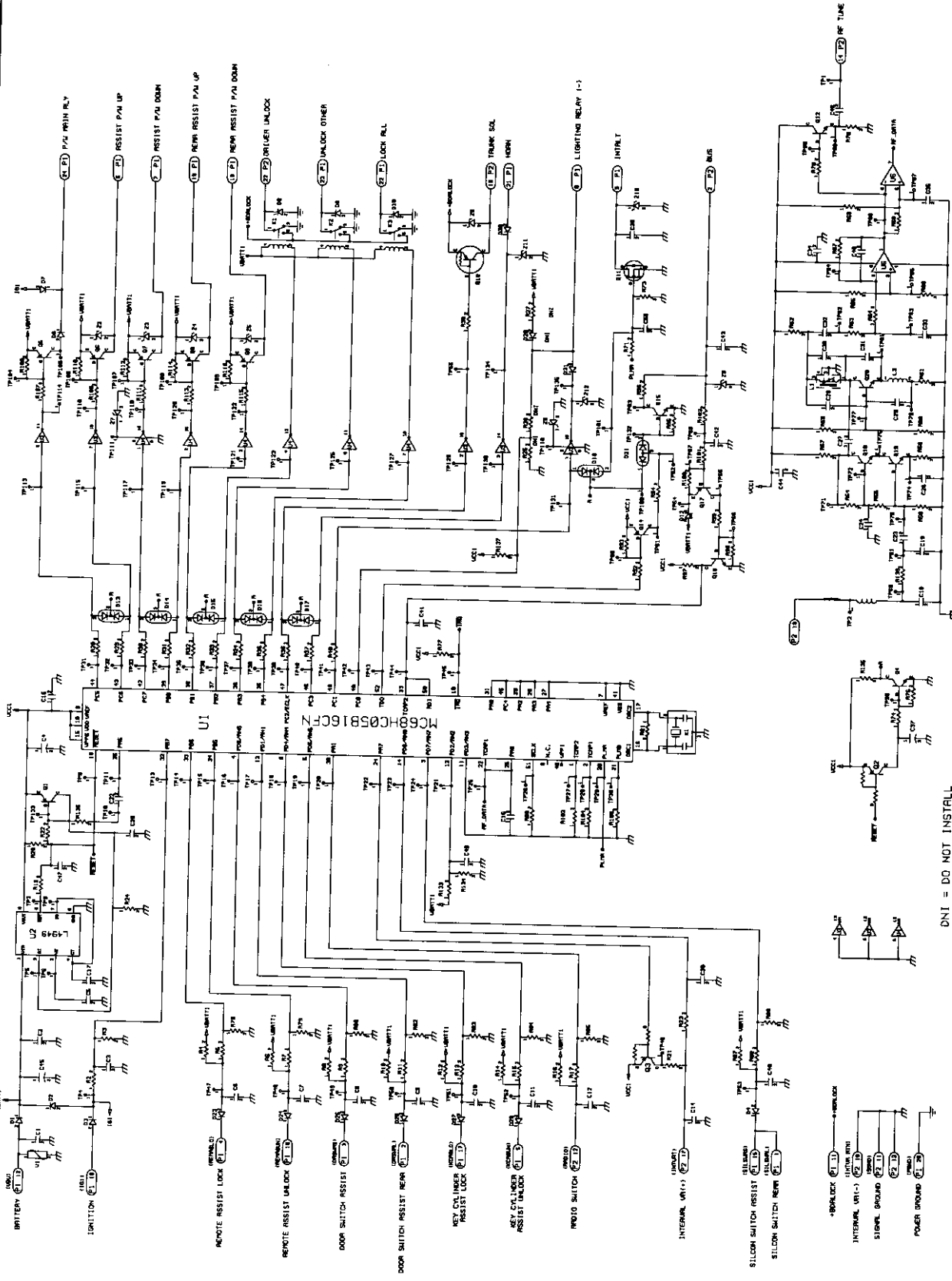


DATE: 10/27/83  
 BY: J. J. WILSON  
 CHECKED: J. J. WILSON  
 APPROVED: J. J. WILSON

EXHIBIT 6  
 Page 1 of 2  
 U of Mich file 415031-960

DATE	10/27/83
BY	J. J. WILSON
CHECKED	J. J. WILSON
APPROVED	J. J. WILSON
TITLE	SCHEMATIC
PROJECT	HONDA ACCORD MPK ASSIST. BD.
DESIGNER	J. J. WILSON
DATE	10/27/83
BY	J. J. WILSON
CHECKED	J. J. WILSON
APPROVED	J. J. WILSON
FILE NO.	415031-960
REV.	1



DNI = DO NOT INSTALL

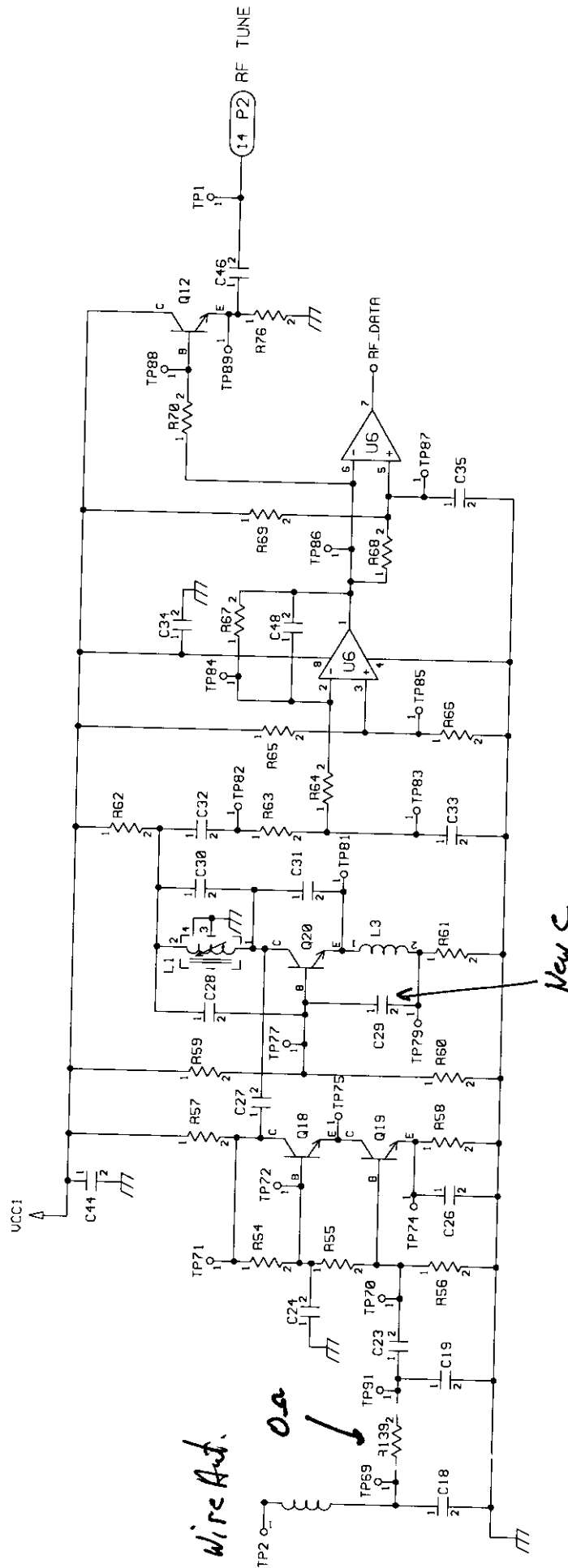
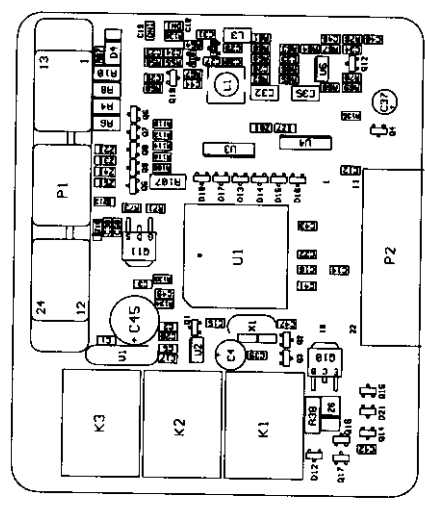


EXHIBIT 5  
 Page 2 of 2  
 U of Mich file 415031-962

REV.	DESCRIPTION	RCM#	DATE
1	RELEASE TO PRODUCTION		04/23/98
2	CHANGED P1 TO R12		
3	SHORTED P2-13 TO PAD		




ASSEMBLY TOP

DN1 = DO NOT INSTALL  
 DO NOT INSTALL THE FOLLOWING COMPONENTS ON THE TOP SIDE OF PCB:  
 C10 & C13

DO NOT SCALE DRAWING	UNITED TECHNOLOGIES AUTOMOTIVE	DATE: 04/23/98	REVISION: 1
DESIGNED BY: K. NELSON	TITLE: ASSEMBLY	PROJECT: HONDA ACCURA MPX ASSIST ECU	
APPROVED:			
CAD FILE: 07/08/98	PRINTING NO: 001-1551-260	REV: 1	SHEET 1 OF 3
AUTOMOTIVE PRODUCTS DIVISION, 400 CHRYSLER DRIVE, WARREN, MI 48090-1653			

EXHIBIT H  
 Page 1 of 2

U of Mich file 415031- 960



ASSEMBLY BOTTOM

DN1 = DO NOT INSTALL  
 DO NOT INSTALL THE FOLLOWING COMPONENTS ON THE BOTTOM SIDE OF PCB:  
 R25, R26, R27, & D25

DO NOT SCALE DRAWING	UNITED TECHNOLOGIES AUTOMOTIVE	Part No. 68-11661-288	REV. B	SHEET 2 OF 3
DATE: 04/23/98	DESIGNED BY: NELSON	TITLE: HONDA ACCURA MPX ASSIST ECU ASSEMBLY		
REVISED:	APPROVED:	DESIGNED BY: NELSON	DATE: 04/23/98	REV. B
CAD	SCALE: 1:1	AUTOMOTIVE ENGINEERING DEPARTMENT, 5000 W. LEXINGTON AVENUE, ANN ARBOR, MI 48106-1500		