



FreeWave Technologies, Inc.
WavePoint - 900MHz Radio (W0900-01)
FCC 15.247:2014

Report #: FREW0029



Report Prepared By Northwest EMC Inc.

NORTHWEST EMC – (888) 364-2378 – www.nwemc.com

California – Minnesota – Oregon – New York – Washington

Last Date of Test: May 30, 2014
FreeWave Technologies, Inc.
Model: WavePoint - 900MHz Radio (W0900-01)

Emissions

Test Description	Specification	Test Method	Pass/Fail
Duty Cycle	FCC 15.247:2014	ANSI C63.10:2009	Pass
Occupied Bandwidth	FCC 15.247:2014	ANSI C63.10:2009	Pass
Output Power	FCC 15.247:2014	ANSI C63.10:2009	Pass
Power Spectral Density	FCC 15.247:2014	ANSI C63.10:2009	Pass
Band Edge Compliance	FCC 15.247:2014	ANSI C63.10:2009	Pass
Spurious Conducted Emissions	FCC 15.247:2014	ANSI C63.10:2009	Pass

Deviations From Test Standards

None

Approved By:



Kyle Holgate, Operations Manager



NVLAP Lab Code: 200630-0

This report must not be used to claim product certification, approval, or endorsement by NVLAP, NIST, or any agency of the federal government of the United States of America.

Product compliance is the responsibility of the client, therefore the tests and equipment modes of operation represented in this report were agreed upon by the client, prior to testing. This Report may only be duplicated in its entirety. The results of this test pertain only to the sample(s) tested. The specific description is noted in each of the individual sections of the test report supporting this certificate of test.

REVISION HISTORY

Revision Number	Description	Date	Page Number
00	None		

Barometric Pressure

The recorded barometric pressure has been normalized to sea level.

United States

FCC - Designated by the FCC as a Telecommunications Certification Body (TCB). Certification chambers, Open Area Test Sites, and conducted measurement facilities are listed with the FCC.

A2LA - Accredited by A2LA to ISO / IEC Guide 65 as a product certifier. This allows Northwest EMC to certify transmitters to FCC and IC specifications.

NVLAP - Each laboratory is accredited by NVLAP to ISO 17025

Canada

IC - Recognized by Industry Canada as a Certification Body (CB). Certification chambers and Open Area Test Sites are filed with IC.

European Union

European Commission – Validated by the European Commission as a Conformity Assessment Body (CAB) under the EMC directive and as a Notified Body under the R&TTE Directive.

Australia/New Zealand

ACMA - Recognized by ACMA as a CAB for the acceptance of test data.

Korea

KCC / RRA - Recognized by KCC's RRA as a CAB for the acceptance of test data.

Japan

VCCI - Associate Member of the VCCI. Conducted and radiated measurement facilities are registered.

Taiwan

BSMI – Recognized by BSMI as a CAB for the acceptance of test data.

NCC - Recognized by NCC as a CAB for the acceptance of test data.

Singapore

IDA – Recognized by IDA as a CAB for the acceptance of test data.

Hong Kong

OFTA – Recognized by OFTA as a CAB for the acceptance of test data.

Vietnam

MIC – Recognized by MIC as a CAB for the acceptance of test data.

Russia

GOST – Accredited by Certinform VNIINMASH, CERTINFO, SAMTES, and Federal CHEC to perform EMC and Hygienic testing for Information Technology products to GOST standards.

SCOPE

For details on the Scopes of our Accreditations, please visit:

<http://www.nwemc.com/accreditations/>

Measurement Uncertainty

When a measurement is made, the result will be different from the true or theoretically correct value. The difference is the result of tolerances in the measurement system that cannot be completely eliminated. To the extent that technology allows us, it has been our aim to minimize this error. Measurement uncertainty is a statistical expression of measurement error qualified by a probability distribution.


A measurement uncertainty estimation has been performed for each test per our internal quality document WP 342. The estimation is used to compare the measured result with its "true" or theoretically correct value. The expanded measurement uncertainty (K=2) for each test is on each data sheet. Our measurement data meets or exceeds the measurement uncertainty requirements of the applicable specification; therefore, the test data can be compared directly to the specification limit to determine compliance. The calculations for estimating measurement uncertainty are based upon ETSI TR 100 028 (or CISPR 16-4-1 as applicable), and are available upon request.

The following table represents the Measurement Uncertainty (MU) budgets for each of the tests that may be contained in this report.

Test	+ MU	- MU
Frequency Accuracy (Hz)	0.12	-0.01
Amplitude Accuracy (dB)	0.49	-0.49
Conducted Power (dB)	0.41	-0.41
Radiated Power via Substitution (dB)	0.69	-0.68
Temperature (degrees C)	0.81	-0.81
Humidity (% RH)	2.89	-2.89
Field Strength (dB)	4.00	-4.00
AC Powerline Conducted Emissions (dB)	2.70	-2.70



Oregon Labs EV01-12 22975 NW Evergreen Pkwy Hillsboro, OR 97124 (503) 844-4066	California Labs OC01-13 41 Tesla Irvine, CA 92618 (949) 861-8918	New York Labs NY01-04 4939 Jordan Rd. Elbridge, NY 13060 (315) 685-0796	Minnesota Labs MN01-08 9349 W Broadway Ave. Brooklyn Park, MN 55445 (763) 425-2281	Washington Labs NC01-05, SU02, SU07 19201 120 th Ave. NE Bothell, WA 98011 (425) 984-6600
VCCI				
A-0108	A-0029		A-0109	A-0110
Industry Canada				
2834D-1, 2834D-2	2834B-1, 2834B-2, 2834B-3		2834E-1	2834F-1
NVLAP				
NVLAP Lab Code: 200630-0	NVLAP Lab Code: 200676-0	NVLAP Lab Code: 200761-0	NVLAP Lab Code: 200881-0	NVLAP Lab Code: 200629-0





WTD 12.5.23

PRODUCT DESCRIPTION

Client and Equipment Under Test (EUT) Information

Company Name:	FreeWave Technologies, Inc.
Address:	5395 Pearl Parkway, Suite 100
City, State, Zip:	Boulder, CO 80301
Test Requested By:	Dean Busch
Model:	WavePoint - 900MHz Radio (W0900-01)
First Date of Test:	May 30, 2014
Last Date of Test:	May 30, 2014
Receipt Date of Samples:	May 30, 2014
Equipment Design Stage:	Production
Equipment Condition:	No Damage

Information Provided by the Party Requesting the Test

Functional Description of the EUT (Equipment Under Test):
900 MHz radio module
Testing Objective:
To demonstrate compliance to FCC 15.247 requirements.

Configuration FREW0029- 1

EUT			
Description	Manufacturer	Model/Part Number	Serial Number
Wireless Router 900MHz Radio	FreeWave Technologies, Inc.	WavePoint 10e	00301A4609FA

Peripherals in test setup boundary			
Description	Manufacturer	Model/Part Number	Serial Number
AC/DC Power Supply	Septre Power	PS-1230APL05	None
Laptop	Lenovo	T520	R9-KV/PNV 11/12
AC/DC Adapter (Lenovo)	Lenovo	42T4438	None

Cables					
Cable Type	Shield	Length (m)	Ferrite	Connection 1	Connection 2
RS-232 Cable	No	.9m	No	Wireless Router	Serial/USB cable
Serial/USB Cable	No	1m	No	RS-232 Cable	Remote PC
Ethernet Cable	No	1m	No	Wireless Router	Remote PC
DC Power Cable	PA	1.5m	PA	AC/DC Power Adapter	Wireless Router
AC Power Cable	No	1.4m	No	AC Mains	AC/DC Power Adapter
SMA/MMCX Cable Adapter	No	.1m	No	SMA Cable	Wireless Router
DC Power Cable	PA	1.2m	PA	AC/DC Power Adapter	Laptop
AC Power Cable	No	1m	No	AC Mains	AC/DC Power Adapter (Lenovo)

PA = Cable is permanently attached to the device. Shielding and/or presence of ferrite may be unknown.

Equipment Modifications

Item	Date	Test	Modification	Note	Disposition of EUT
1	5/30/2014	Duty Cycle	Tested as delivered to Test Station.	No EMI suppression devices were added or modified during this test.	EUT remained at Northwest EMC following the test.
2	5/30/2014	Occupied Bandwidth	Tested as delivered to Test Station.	No EMI suppression devices were added or modified during this test.	EUT remained at Northwest EMC following the test.
3	5/30/2014	Output Power	Tested as delivered to Test Station.	No EMI suppression devices were added or modified during this test.	EUT remained at Northwest EMC following the test.
4	5/30/2014	Power Spectral Density	Tested as delivered to Test Station.	No EMI suppression devices were added or modified during this test.	EUT remained at Northwest EMC following the test.
5	5/30/2014	Band Edge Compliance	Tested as delivered to Test Station.	No EMI suppression devices were added or modified during this test.	EUT remained at Northwest EMC following the test.
6	5/30/2014	Spurious Conducted Emissions	Tested as delivered to Test Station.	No EMI suppression devices were added or modified during this test.	Scheduled testing was completed.



TEST SOFTWARE POWER SETTING TABLE

Channel	Channel Bandwidth								
	2.5MHz			5MHz			10MHz		
	(MHz)	Mode	Setting	(MHz)	Mode	Setting	(MHz)	Mode	Setting
Low	905	DBPSK	20	905	DBPSK	17	907	DBPSK	17
		QPSK	19		QPSK	17		QPSK	17
		BPSK, 1/2	13		BPSK, 1/2	13		BPSK, 1/2	12
		16-QAM, 3/4	13		16-QAM, 3/4	12		16-QAM, 3/4	12
		64-QAM, 3/4	13		64-QAM, 3/4	12		64-QAM, 3/4	12
Mid	915	DBPSK	20	915	DBPSK	16	917	DBPSK	17
		QPSK	19		QPSK	16		QPSK	17
		BPSK, 1/2	13		BPSK, 1/2	12		BPSK, 1/2	12
		16-QAM, 3/4	13		16-QAM, 3/4	12		16-QAM, 3/4	12
		64-QAM, 3/4	13		64-QAM, 3/4	12		64-QAM, 3/4	12
High	925	DBPSK	20	925	DBPSK	20	922	DBPSK	17
		QPSK	19		QPSK	19		QPSK	17
		BPSK, 1/2	13		BPSK, 1/2	12		BPSK, 1/2	12
		16-QAM, 3/4	13		16-QAM, 3/4	12		16-QAM, 3/4	12
		64-QAM, 3/4	13		64-QAM, 3/4	12		64-QAM, 3/4	12

DUTY CYCLE

Testing was performed using the mode(s) of operation and configuration(s) noted within the report. The individuals and/or the organization requesting the test provided the modes, configurations and settings used to complete the evaluation. The actual test parameters are specified in the test data, this includes items such as investigated frequency range (scanned) and test levels. The testing methods and performance specifications, as well as the test site used for the evaluation are indicated in the test data.

TEST EQUIPMENT

Description	Manufacturer	Model	ID	Last Cal.	Interval
40GHz DC Block	Miteq	DCB4000	AMD	4/28/2014	12
Attenuator 20 dB, SMA M/F 26GHz	S.M. Electronics	SA26B-20	AUY	7/30/2013	12
EV06 Direct Connect Cable	ESM Cable Corp.	TT	ECA	NCR	0
Attenuator 6 dB, SMA M/F 26GHz	S.M. Electronics	SA26B-6	AUX	7/30/2013	12
Power Meter	Agilent	N1913A	SQR	4/29/2013	36
Power Sensor	Agilent	E9300H	SQO	4/29/2013	36
Spectrum Analyzer	Agilent	E4446A	AAQ	1/21/2014	24
MXG MW Analog Signal Generator 40 Gig	Agilent	N5183A	TID	9/19/2011	36

TEST DESCRIPTION

The Duty Cycle (x) of the single channel operation of the radio as controlled by the provided test software was measured for each of the EUT operating modes.

The measurements were made using a zero span on the spectrum analyzer to see the pulses in the time domain. The transmit power was set to its default maximum. A direct connection was made between the RF output of the EUT and a spectrum analyzer. Attenuation and a DC block were used.

The duty cycle was calculated by dividing the transmission pulse duration (T) by the total period of a single on and total off time.

If the transmit duty cycle < 98 percent, burst gating was used during some of the other tests in this report to only measure during the burst duration.



DUTY CYCLE

XMit 2014.02.07
PsaTx 2014.04.01

EUT: WavePoint - 900MHz Radio (W0900-01)		Work Order: FREW0029	
Serial Number: 00301A4609FA		Date: 05/30/14	
Customer: FreeWave Technologies, Inc.		Temperature: 23.3°C	
Attendees: Dean Busch		Humidity: 42%	
Project: None		Barometric Pres.: 1013.7	
Tested by: Brandon Hobbs		Power: 110VAC/60Hz	
		Job Site: EV06	
TEST SPECIFICATIONS		Test Method	
FCC 15.247:2014		ANSI C63.10:2009	

COMMENTS

Please reference the power table for EUT operating power settings used while under test.

DEVIATIONS FROM TEST STANDARD

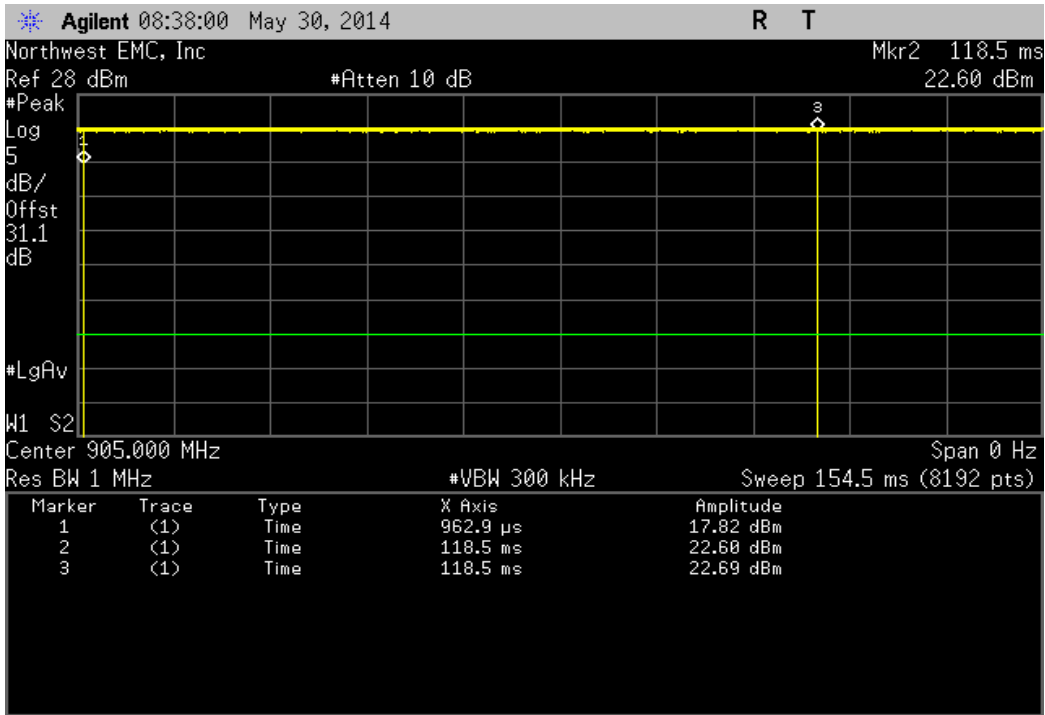
None

Configuration #	1	<i>Signature</i>
-----------------	---	------------------

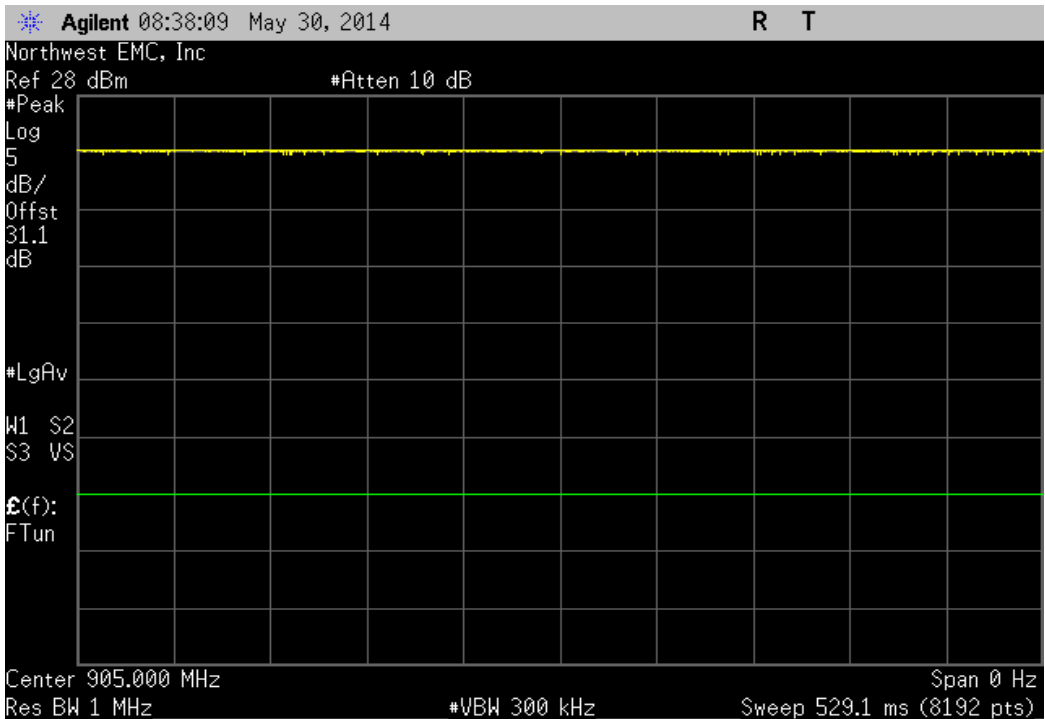
	Pulse Width	Period	Number of Pulses	Value (%)	Limit	Result
902 MHz - 928 MHz Band						
2.5MHz Bandwidth						
Modulation Type, DBPSK.						
Low Channel 13, 905MHz	117.528 mS	117.566 mS	1	100	N/A	N/A
Low Channel 13, 905MHz	N/A	N/A	1	N/A	N/A	N/A
Mid Channel 23, 915MHz	117.497 mS	117.536 mS	1	100	N/A	N/A
Mid Channel 23, 915MHz	N/A	N/A	1	N/A	N/A	N/A
High Channel 33, 925MHz	N/A	N/A	N/A	100	N/A	N/A
Modulation Type, QPSK.						
Low Channel 13, 905MHz	12.081 mS	12.12 mS	1	99.7	N/A	N/A
Low Channel 13, 905MHz	N/A	N/A	5	N/A	N/A	N/A
Mid Channel 23, 915MHz	12.079 mS	12.115 mS	1	99.7	N/A	N/A
Mid Channel 23, 915MHz	N/A	N/A	5	N/A	N/A	N/A
High Channel 33, 925MHz	12.081 mS	12.122 mS	1	99.7	N/A	N/A
High Channel 33, 925MHz	N/A	N/A	5	N/A	N/A	N/A
Modulation Type, BPSK, Coding Rate, 1/2						
Low Channel 13, 905MHz	19.522 mS	19.605 mS	1	99.6	N/A	N/A
Low Channel 13, 905MHz	N/A	N/A	5	N/A	N/A	N/A
Mid Channel 23, 915MHz	19.571 mS	19.605 mS	1	99.8	N/A	N/A
Mid Channel 23, 915MHz	N/A	N/A	5	N/A	N/A	N/A
High Channel 33, 925MHz	19.521 mS	19.607 mS	1	99.6	N/A	N/A
High Channel 33, 925MHz	N/A	N/A	5	N/A	N/A	N/A
Modulation Type, 16-QAM, Coding Rate, 3/4.						
Low Channel 13, 905MHz	19.575 mS	19.614 mS	1	99.8	N/A	N/A
Low Channel 13, 905MHz	N/A	N/A	6	N/A	N/A	N/A
Mid Channel 23, 915MHz	19.519 mS	19.614 mS	1	99.5	N/A	N/A
Mid Channel 23, 915MHz	N/A	N/A	5	N/A	N/A	N/A
High Channel 33, 925MHz	19.571 mS	19.605 mS	1	99.8	N/A	N/A
High Channel 33, 925MHz	N/A	N/A	6	N/A	N/A	N/A
Modulation Type, 64-QAM, Coding Rate, 3/4.						
Low Channel 13, 905MHz	19.571 mS	19.605 mS	1	99.8	N/A	N/A
Low Channel 13, 905MHz	N/A	N/A	5	N/A	N/A	N/A
Mid Channel 23, 915MHz	19.571 mS	19.605 mS	1	99.8	N/A	N/A
Mid Channel 23, 915MHz	N/A	N/A	6	N/A	N/A	N/A
High Channel 33, 925MHz	19.518 mS	19.604 mS	1	99.6	N/A	N/A
High Channel 33, 925MHz	N/A	N/A	5	N/A	N/A	N/A
5MHz Bandwidth						
Modulation Type, DBPSK.						
Low Channel 11, 905MHz	N/A	N/A	N/A	100	N/A	N/A
Mid Channel 21, 915MHz	58.76 mS	58.776 mS	1	100	N/A	N/A
Mid Channel 21, 915MHz	N/A	N/A	1	N/A	N/A	N/A
High Channel 31, 925MHz	58.77 mS	58.767 mS	1	100	N/A	N/A
High Channel 31, 925MHz	N/A	N/A	1	N/A	N/A	N/A
Modulation Type, QPSK.						
Low Channel 11, 905MHz	6.04 mS	6.065 mS	1	99.6	N/A	N/A
Low Channel 11, 905MHz	N/A	N/A	5	N/A	N/A	N/A
Mid Channel 21, 915MHz	6.04 mS	6.065 mS	1	99.6	N/A	N/A
Mid Channel 21, 915MHz	N/A	N/A	5	N/A	N/A	N/A
High Channel 31, 925MHz	6.04 mS	6.065 mS	1	99.6	N/A	N/A
High Channel 31, 925MHz	N/A	N/A	5	N/A	N/A	N/A
Modulation Type, BPSK, Coding Rate, 1/2						
Low Channel 11, 905MHz	9.784 mS	9.808 mS	1	99.8	N/A	N/A
Low Channel 11, 905MHz	N/A	N/A	5	N/A	N/A	N/A
Mid Channel 21, 915MHz	9.784 mS	9.808 mS	1	99.8	N/A	N/A
Mid Channel 21, 915MHz	N/A	N/A	5	N/A	N/A	N/A
High Channel 31, 925MHz	9.759 mS	9.809 mS	1	99.5	N/A	N/A
High Channel 31, 925MHz	N/A	N/A	5	N/A	N/A	N/A
Modulation Type, 16-QAM, Coding Rate, 3/4.						
Low Channel 11, 905MHz	9.786 mS	9.81 mS	1	99.8	N/A	N/A
Low Channel 11, 905MHz	N/A	N/A	5	N/A	N/A	N/A
Mid Channel 21, 915MHz	9.786 mS	9.81 mS	1	99.8	N/A	N/A
Mid Channel 21, 915MHz	N/A	N/A	5	N/A	N/A	N/A
High Channel 31, 925MHz	9.759 mS	9.809 mS	1	99.5	N/A	N/A
High Channel 31, 925MHz	N/A	N/A	5	N/A	N/A	N/A
Modulation Type, 64-QAM, Coding Rate, 3/4.						
Low Channel 11, 905MHz	9.765 mS	9.808 mS	1	99.6	N/A	N/A
Low Channel 11, 905MHz	N/A	N/A	5	N/A	N/A	N/A
Mid Channel 21, 915MHz	9.786 mS	9.81 mS	1	99.8	N/A	N/A
Mid Channel 21, 915MHz	N/A	N/A	6	N/A	N/A	N/A
High Channel 31, 925MHz	9.759 mS	9.809 mS	1	99.5	N/A	N/A
High Channel 31, 925MHz	N/A	N/A	5	N/A	N/A	N/A
10MHz Bandwidth						
Modulation Type, DBPSK.						
Low Channel 14, 907MHz	29.377 mS	29.395 mS	1	99.9	N/A	N/A
Low Channel 14, 907MHz	N/A	N/A	1	N/A	N/A	N/A
Mid Channel 24, 917MHz	29.381 mS	29.4 mS	1	99.9	N/A	N/A
Mid Channel 24, 917MHz	N/A	N/A	1	N/A	N/A	N/A
High Channel 29, 922MHz	29.377 mS	29.395 mS	1	99.9	N/A	N/A
High Channel 29, 922MHz	N/A	N/A	1	N/A	N/A	N/A

Modulation Type, QPSK.							
Low Channel 14, 907MHz	3.02 mS	3.039 mS	1	99.4	N/A	N/A	
Low Channel 14, 907MHz	N/A	N/A	5	N/A	N/A	N/A	
Mid Channel 24, 917MHz	3.02 mS	3.039 mS	1	99.4	N/A	N/A	
Mid Channel 24, 917MHz	N/A	N/A	5	N/A	N/A	N/A	
High Channel 29, 922MHz	3.02 mS	3.039 mS	1	99.4	N/A	N/A	
High Channel 29, 922MHz	N/A	N/A	5	N/A	N/A	N/A	
Modulation Type, BPSK, Coding Rate, 1/2							
Low Channel 14, 907MHz	4.892 mS	4.911 mS	1	99.6	N/A	N/A	
Low Channel 14, 907MHz	N/A	N/A	5	N/A	N/A	N/A	
Mid Channel 24, 917MHz	4.892 mS	4.911 mS	1	99.6	N/A	N/A	
Mid Channel 24, 917MHz	N/A	N/A	6	N/A	N/A	N/A	
High Channel 29, 922MHz	4.891 mS	4.911 mS	1	99.6	N/A	N/A	
High Channel 29, 922MHz	N/A	N/A	5	N/A	N/A	N/A	
Modulation Type, 16-QAM, Coding Rate, 3/4.							
Low Channel 14, 907MHz	4.892 mS	4.911 mS	1	99.6	N/A	N/A	
Low Channel 14, 907MHz	N/A	N/A	5	N/A	N/A	N/A	
Mid Channel 24, 917MHz	4.892 mS	4.911 mS	1	99.6	N/A	N/A	
Mid Channel 24, 917MHz	N/A	N/A	5	N/A	N/A	N/A	
High Channel 29, 922MHz	4.889 mS	4.922 mS	1	99.3	N/A	N/A	
High Channel 29, 922MHz	N/A	N/A	5	N/A	N/A	N/A	
Modulation Type, 64-QAM, Coding Rate, 3/4.							
Low Channel 14, 907MHz	4.892 mS	4.911 mS	1	99.6	N/A	N/A	
Low Channel 14, 907MHz	N/A	N/A	5	N/A	N/A	N/A	
Mid Channel 24, 917MHz	4.892 mS	4.911 mS	1	99.6	N/A	N/A	
Mid Channel 24, 917MHz	N/A	N/A	5	N/A	N/A	N/A	
High Channel 29, 922MHz	4.892 mS	4.911 mS	1	99.6	N/A	N/A	
High Channel 29, 922MHz	N/A	N/A	5	N/A	N/A	N/A	

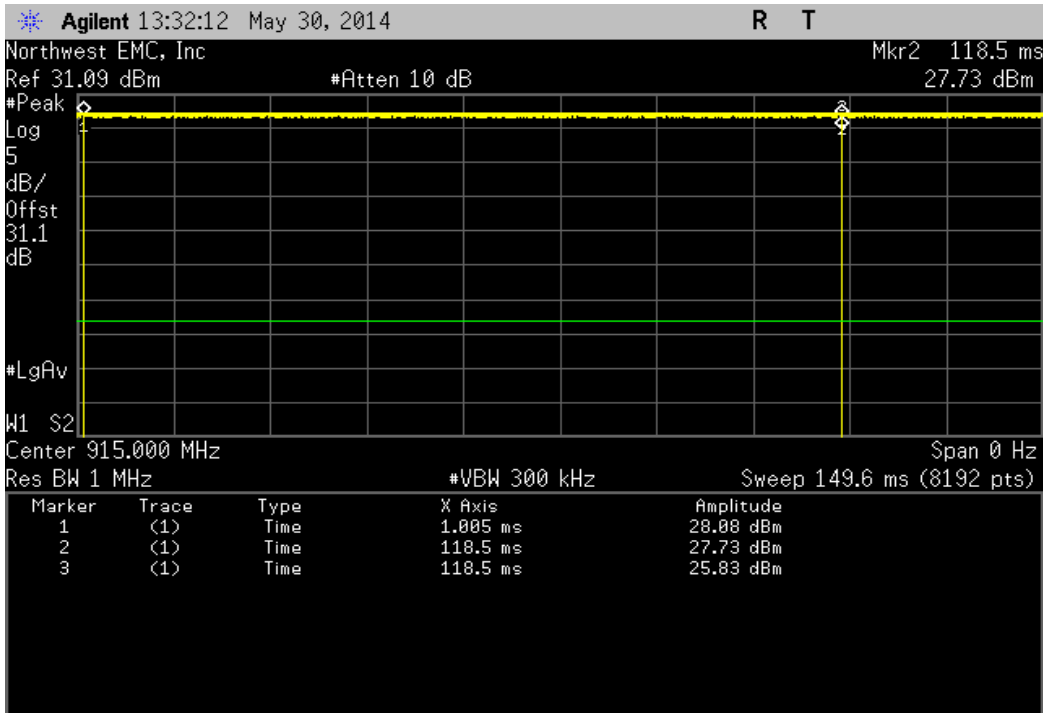
902 MHz - 928 MHz Band, 2.5MHz Bandwidth , Modulation Type, DBPSK., Low Channel 13, 905MHz						
Pulse Width	Period	Number of Pulses	Value (%)	Limit	Result	
117.528 mS	117.566 mS	1	100	N/A	N/A	



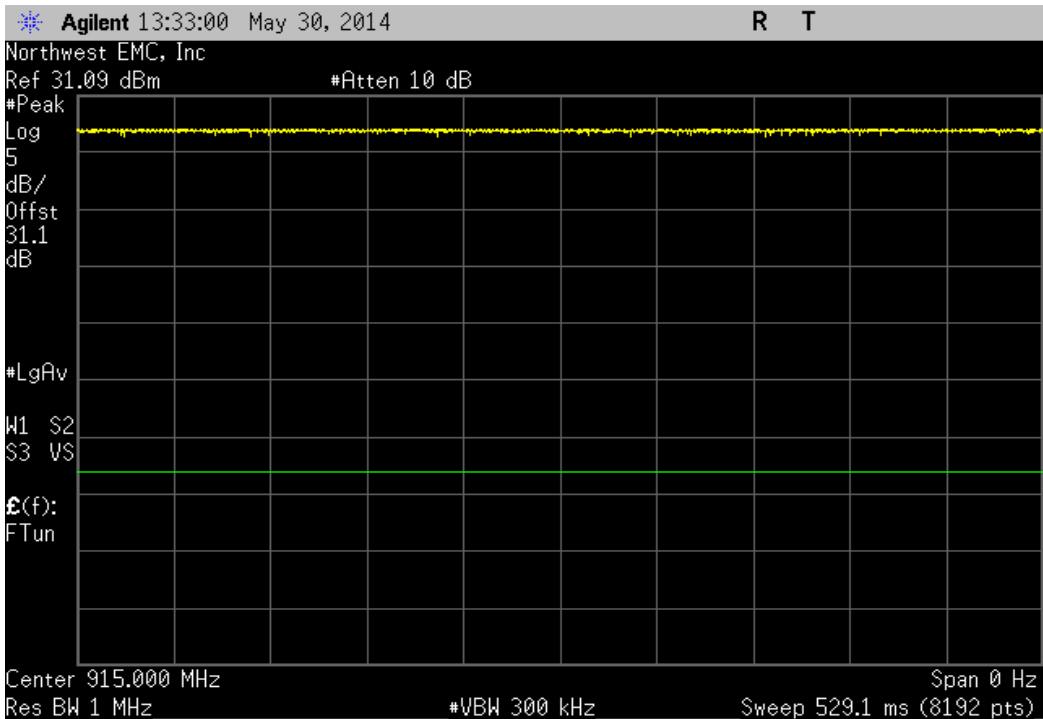
902 MHz - 928 MHz Band, 2.5MHz Bandwidth , Modulation Type, DBPSK., Low Channel 13, 905MHz						
Pulse Width	Period	Number of Pulses	Value (%)	Limit	Result	
N/A	N/A	1	N/A	N/A	N/A	



902 MHz - 928 MHz Band, 2.5MHz Bandwidth , Modulation Type, DBPSK., Mid Channel 23, 915MHz						
Pulse Width	Period	Number of Pulses	Value (%)	Limit	Result	
117.497 mS	117.536 mS	1	100	N/A	N/A	



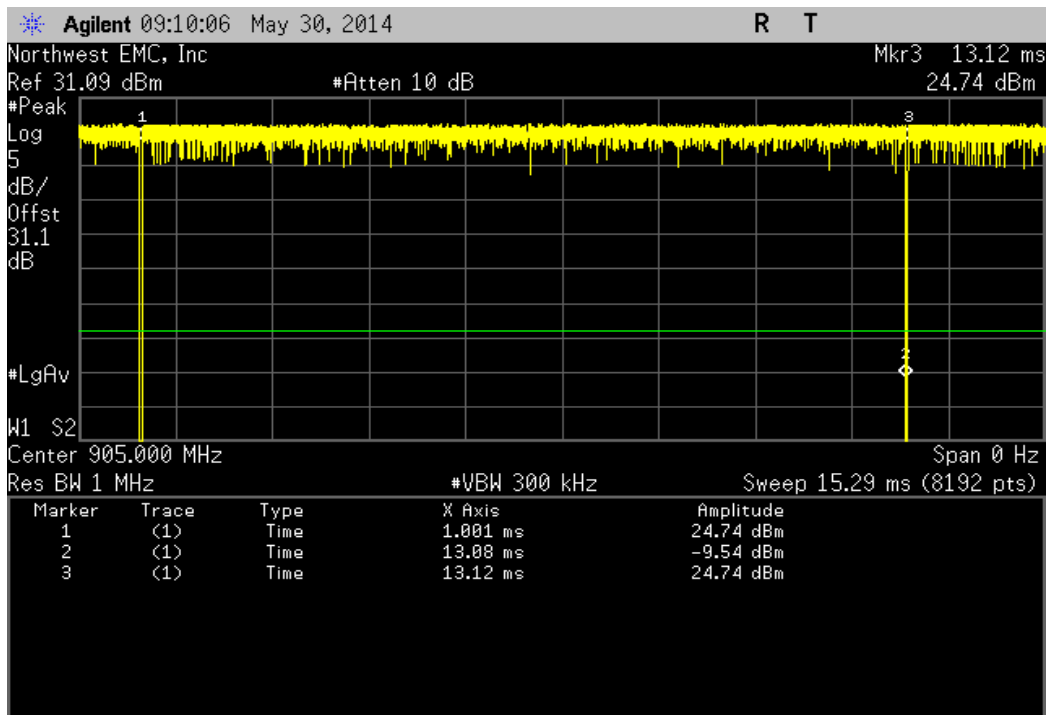
902 MHz - 928 MHz Band, 2.5MHz Bandwidth , Modulation Type, DBPSK., Mid Channel 23, 915MHz						
Pulse Width	Period	Number of Pulses	Value (%)	Limit	Result	
N/A	N/A	1	N/A	N/A	N/A	



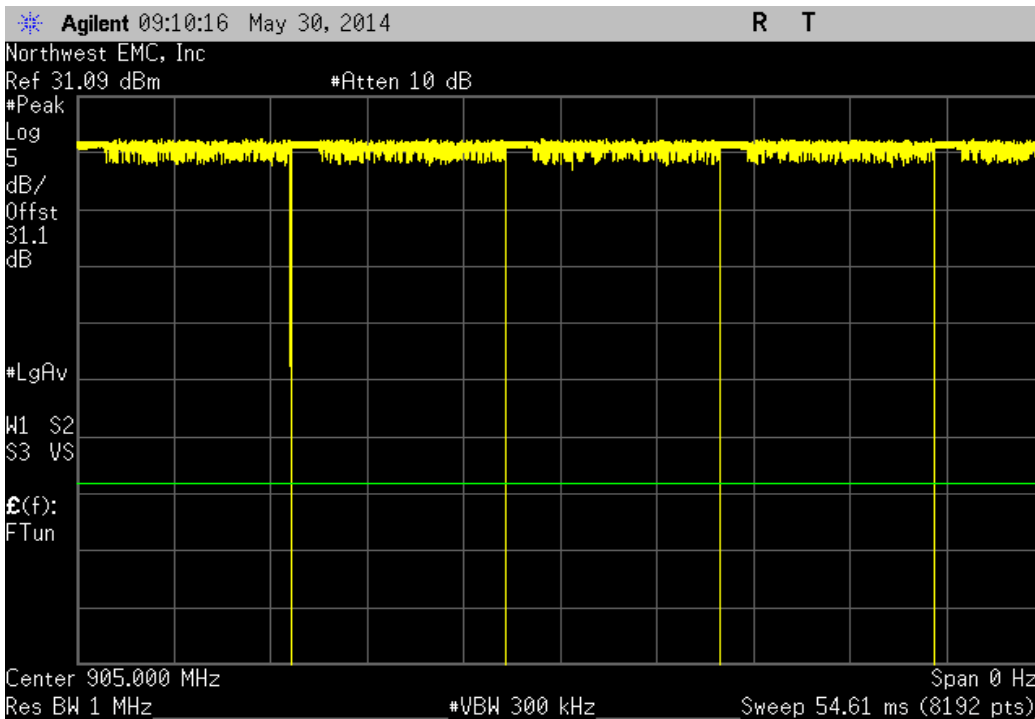
902 MHz - 928 MHz Band, 2.5MHz Bandwidth , Modulation Type, DBPSK., High Channel 33, 925MHz						
	Pulse Width	Period	Number of Pulses	Value (%)	Limit	Result
	N/A	N/A	N/A	100	N/A	N/A

No Image Taken

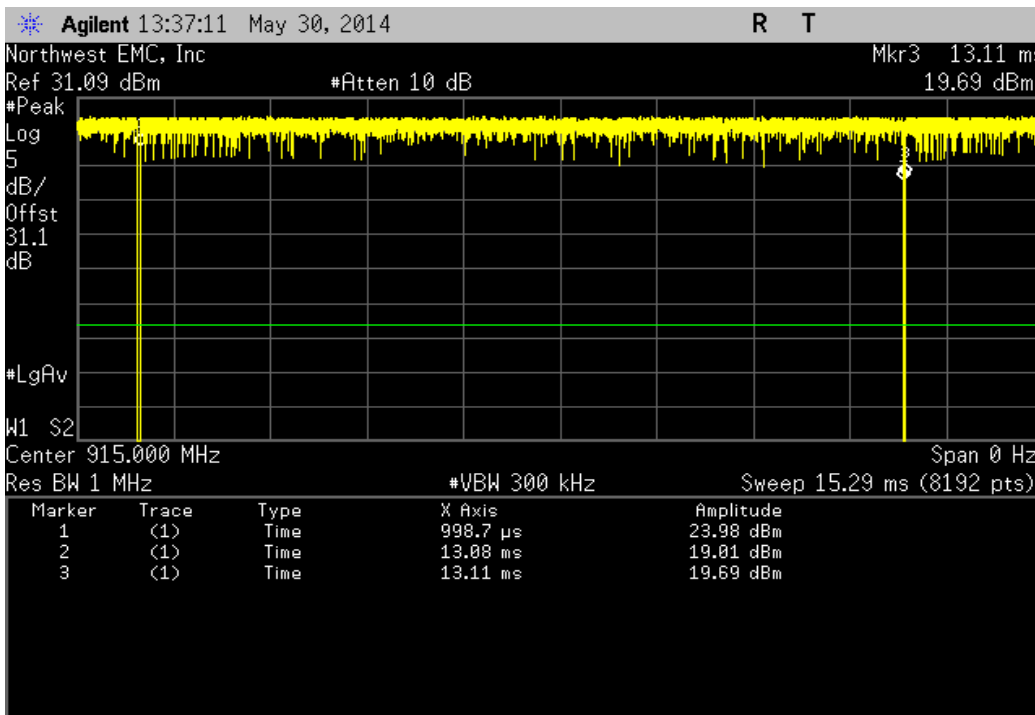
902 MHz - 928 MHz Band, 2.5MHz Bandwidth , Modulation Type, QPSK., Low Channel 13, 905MHz						
	Pulse Width	Period	Number of Pulses	Value (%)	Limit	Result
	12.081 mS	12.12 mS	1	99.7	N/A	N/A



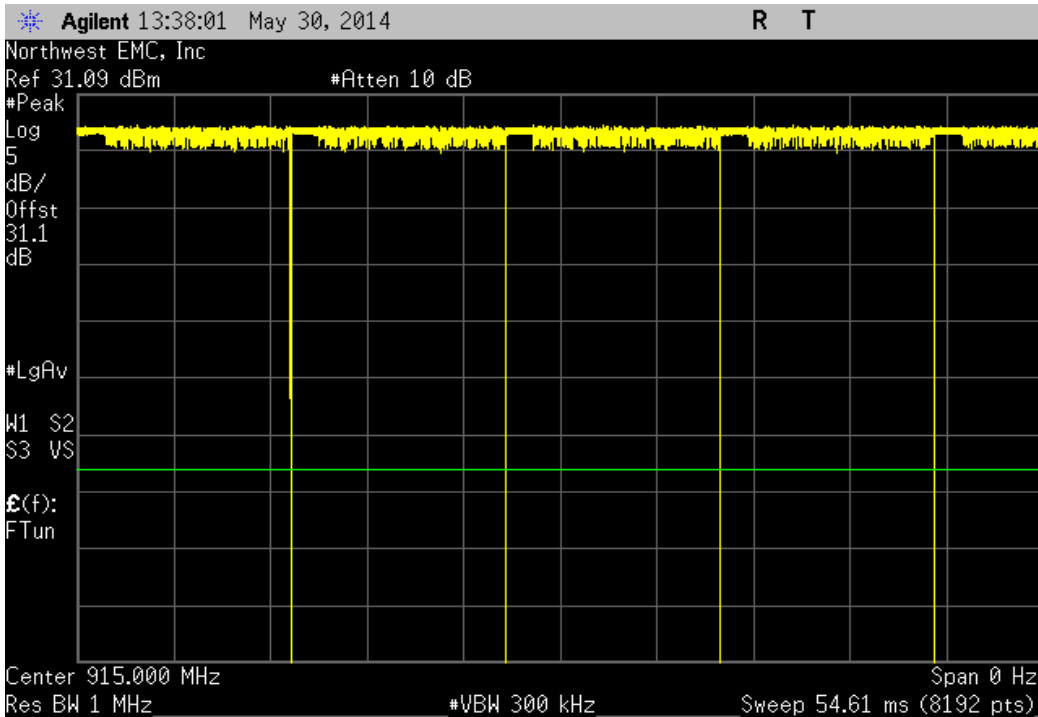
902 MHz - 928 MHz Band, 2.5MHz Bandwidth , Modulation Type, QPSK., Low Channel 13, 905MHz						
Pulse Width	Period	Number of Pulses	Value (%)	Limit	Result	
N/A	N/A	5	N/A	N/A	N/A	



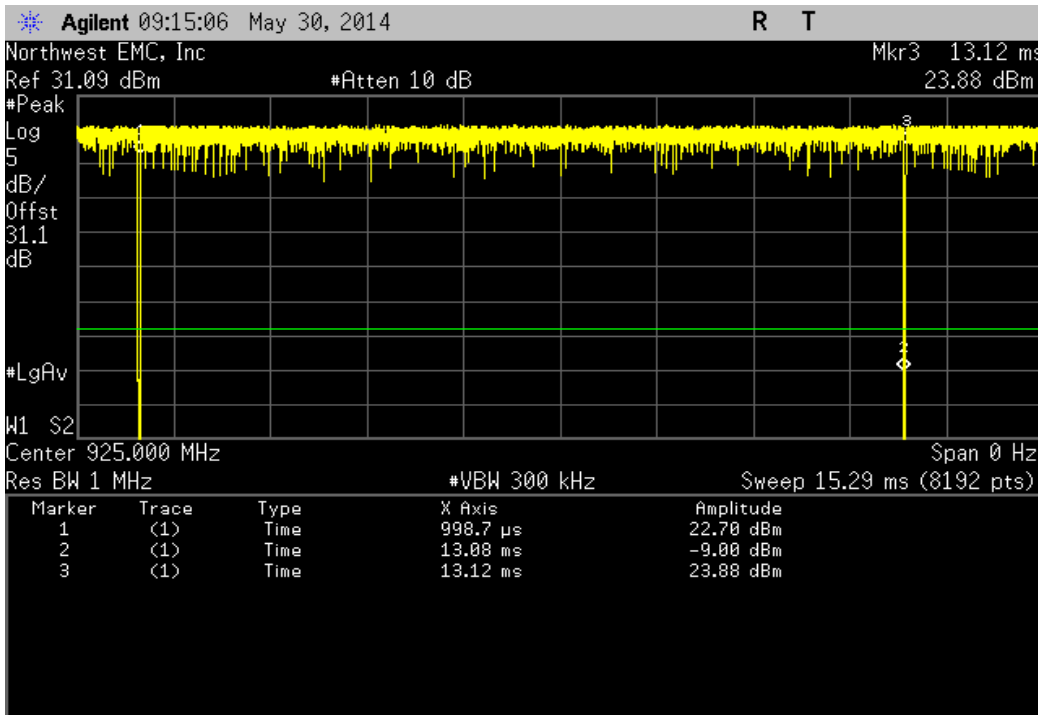
902 MHz - 928 MHz Band, 2.5MHz Bandwidth , Modulation Type, QPSK., Mid Channel 23, 915MHz						
Pulse Width	Period	Number of Pulses	Value (%)	Limit	Result	
12.079 mS	12.115 mS	1	99.7	N/A	N/A	



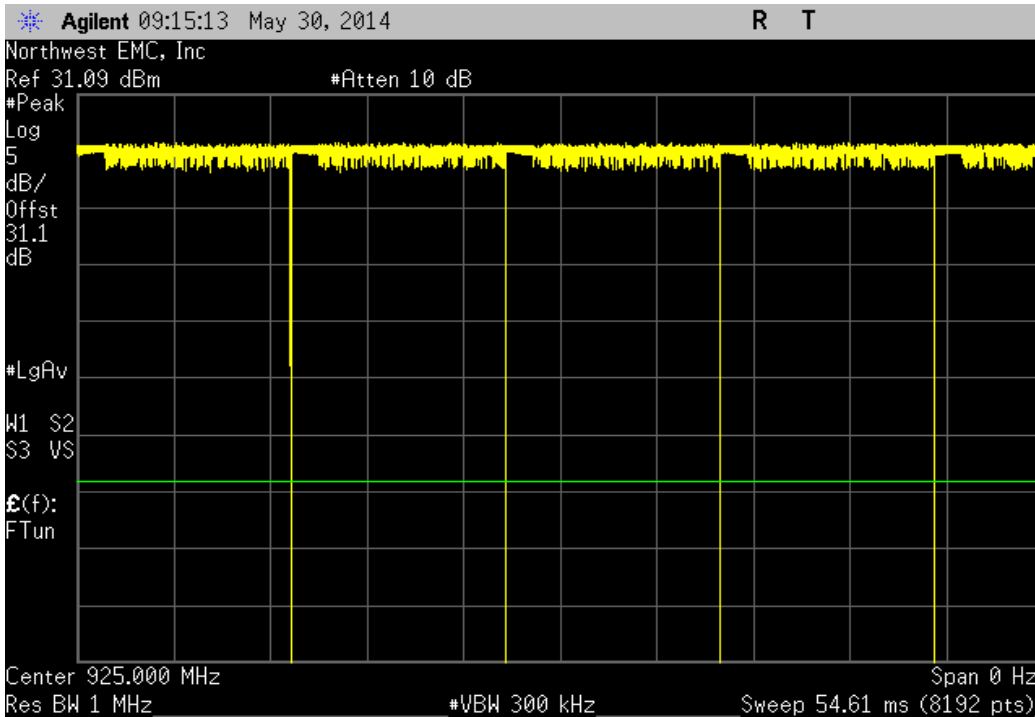
902 MHz - 928 MHz Band, 2.5MHz Bandwidth , Modulation Type, QPSK., Mid Channel 23, 915MHz						
Pulse Width	Period	Number of Pulses	Value (%)	Limit	Result	
N/A	N/A	5	N/A	N/A	N/A	



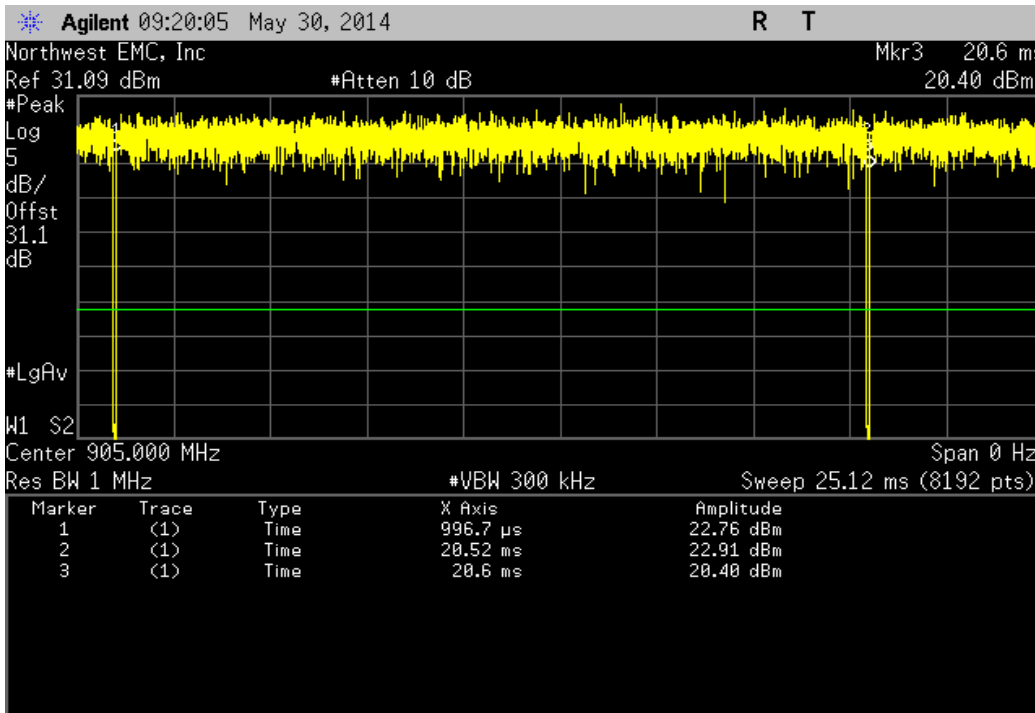
902 MHz - 928 MHz Band, 2.5MHz Bandwidth , Modulation Type, QPSK., High Channel 33, 925MHz						
Pulse Width	Period	Number of Pulses	Value (%)	Limit	Result	
12.081 mS	12.122 mS	1	99.7	N/A	N/A	



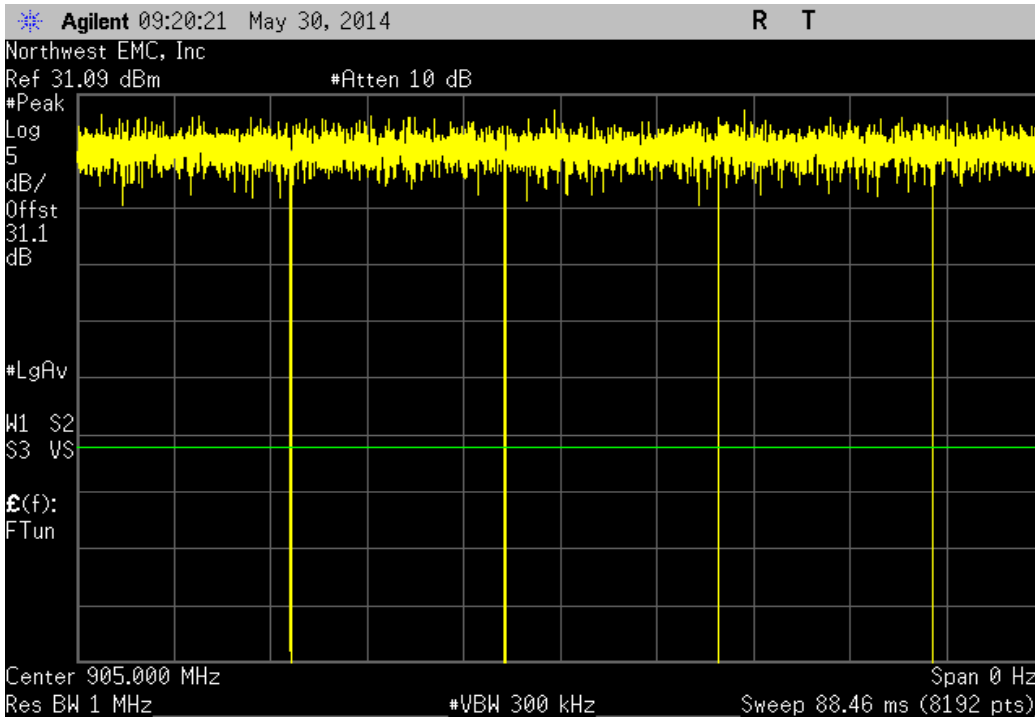
902 MHz - 928 MHz Band, 2.5MHz Bandwidth , Modulation Type, QPSK., High Channel 33, 925MHz						
Pulse Width	Period	Number of Pulses	Value (%)	Limit	Result	
N/A	N/A	5	N/A	N/A	N/A	



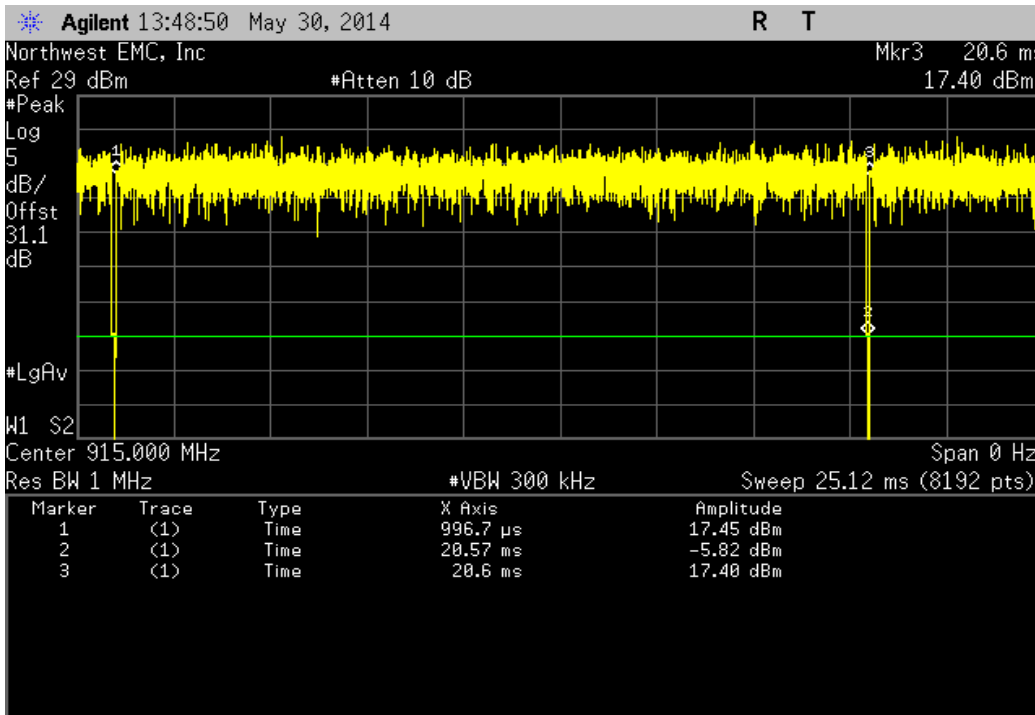
902 MHz - 928 MHz Band, 2.5MHz Bandwidth , Modulation Type, BPSK, Coding Rate, 1/2, Low Channel 13, 905MHz						
Pulse Width	Period	Number of Pulses	Value (%)	Limit	Result	
19.522 mS	19.605 mS	1	99.6	N/A	N/A	



902 MHz - 928 MHz Band, 2.5MHz Bandwidth , Modulation Type, BPSK, Coding Rate, 1/2, Low Channel 13, 905MHz						
Pulse Width	Period	Number of Pulses	Value (%)	Limit	Result	
N/A	N/A	5	N/A	N/A	N/A	

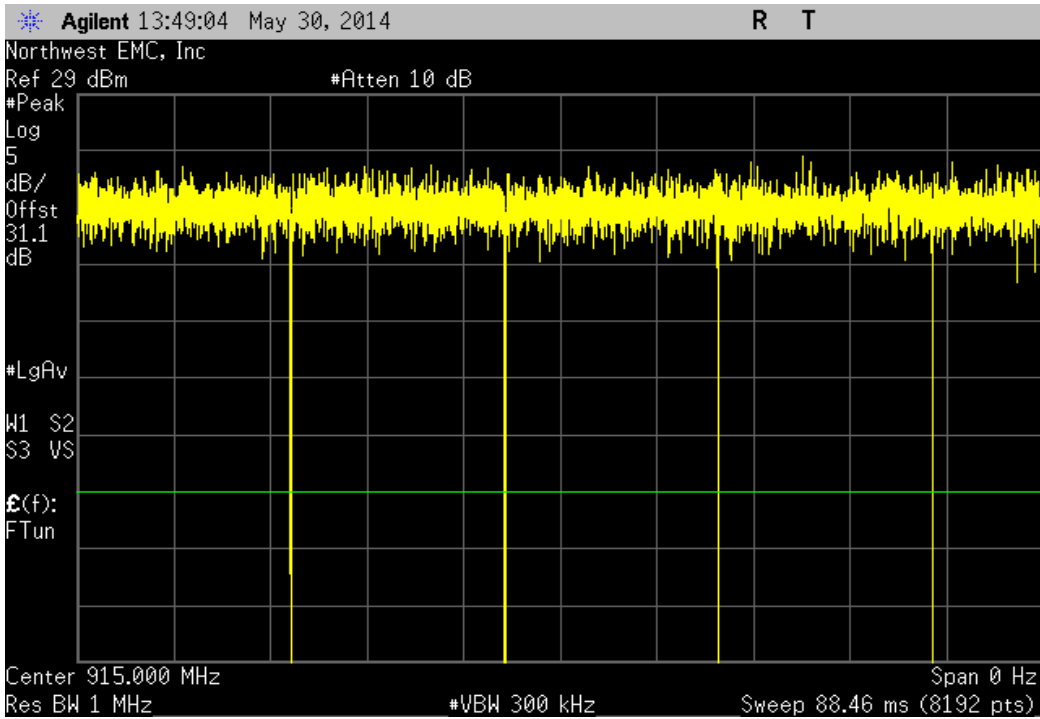


902 MHz - 928 MHz Band, 2.5MHz Bandwidth , Modulation Type, BPSK, Coding Rate, 1/2, Mid Channel 23, 915MHz						
Pulse Width	Period	Number of Pulses	Value (%)	Limit	Result	
19.571 mS	19.605 mS	1	99.8	N/A	N/A	



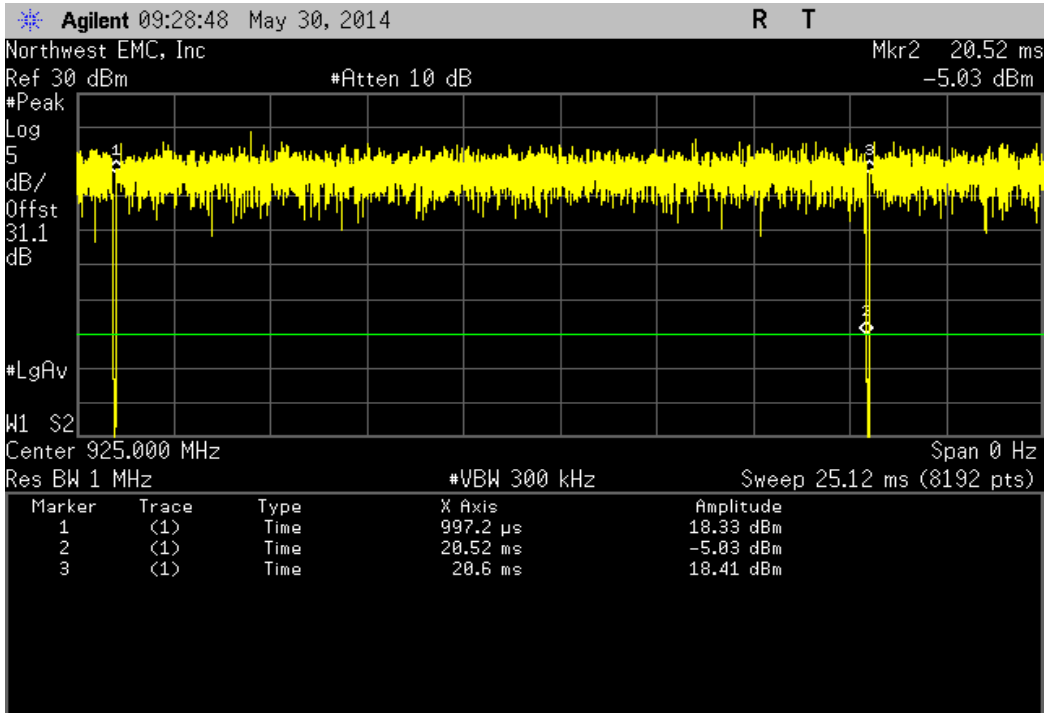
902 MHz - 928 MHz Band, 2.5MHz Bandwidth , Modulation Type, BPSK, Coding Rate, 1/2, Mid Channel 23, 915MHz

Pulse Width	Period	Number of Pulses	Value (%)	Limit	Result
N/A	N/A	5	N/A	N/A	N/A

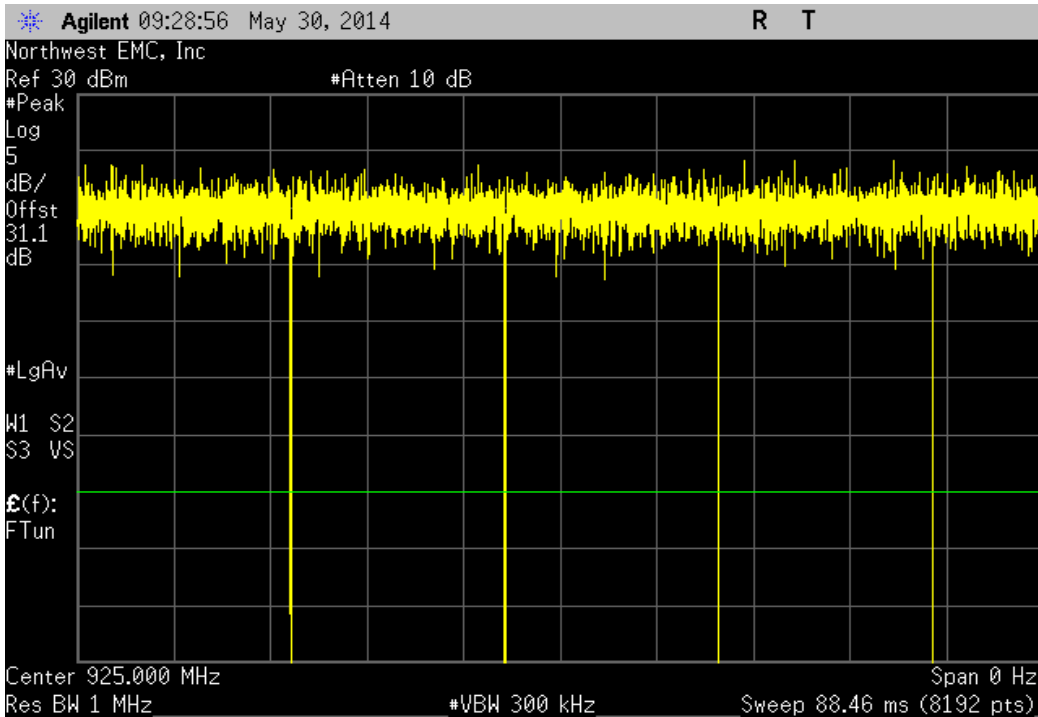


902 MHz - 928 MHz Band, 2.5MHz Bandwidth , Modulation Type, BPSK, Coding Rate, 1/2, High Channel 33, 925MHz

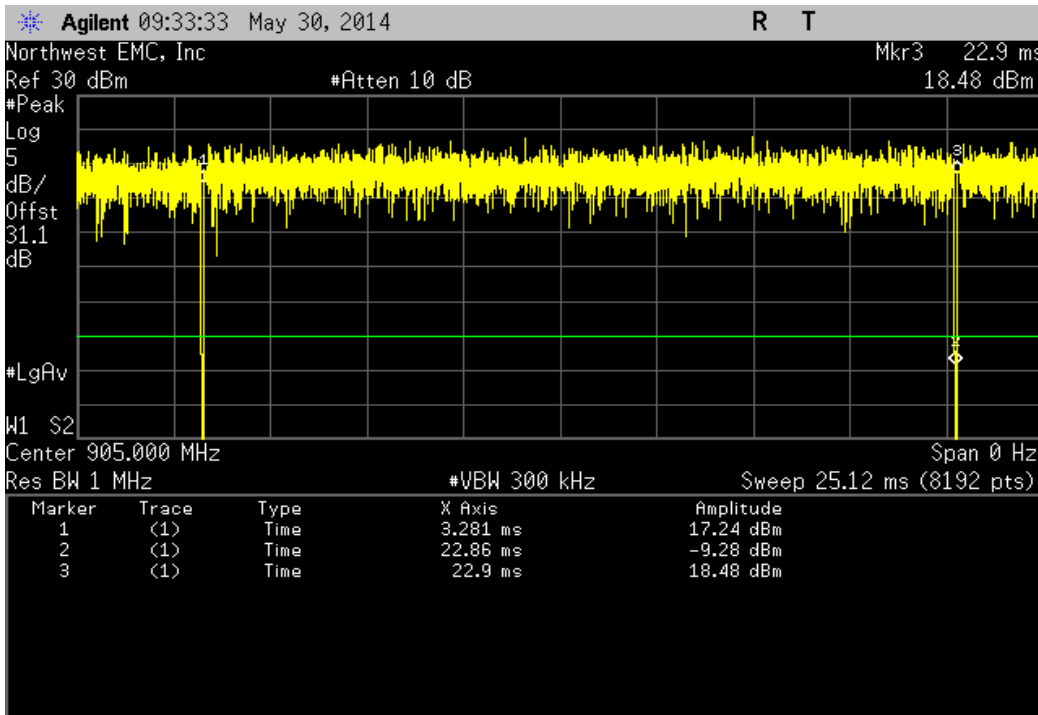
Pulse Width	Period	Number of Pulses	Value (%)	Limit	Result
19.521 mS	19.607 mS	1	99.6	N/A	N/A



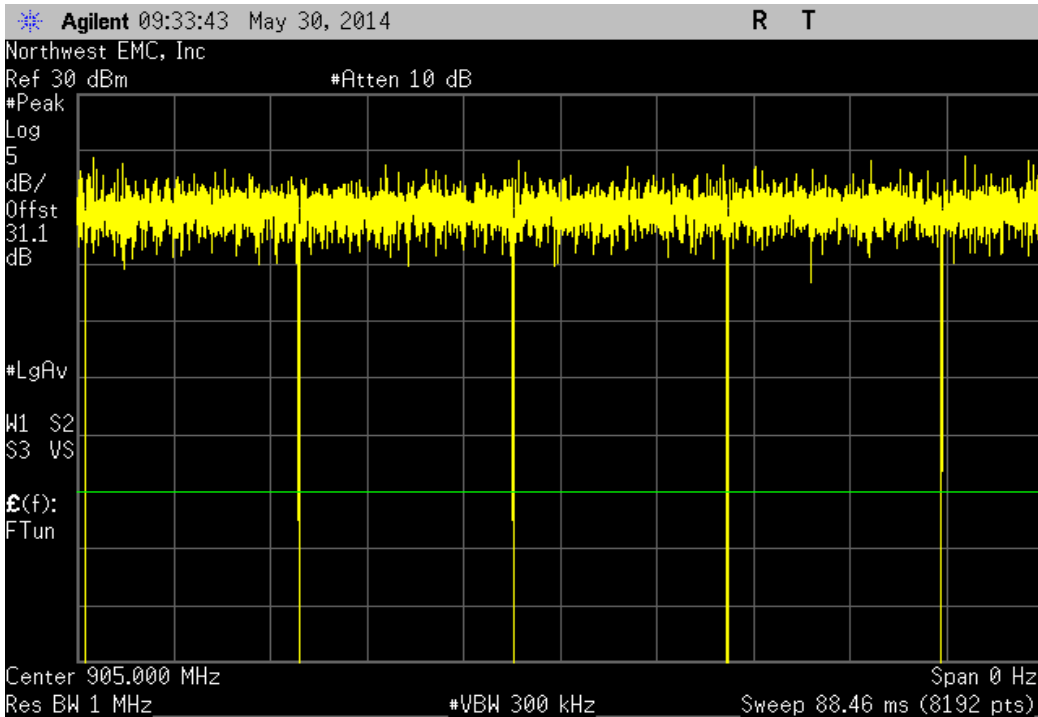
902 MHz - 928 MHz Band, 2.5MHz Bandwidth , Modulation Type, BPSK, Coding Rate, 1/2, High Channel 33, 925MHz						
Pulse Width	Period	Number of Pulses	Value (%)	Limit	Result	
N/A	N/A	5	N/A	N/A	N/A	



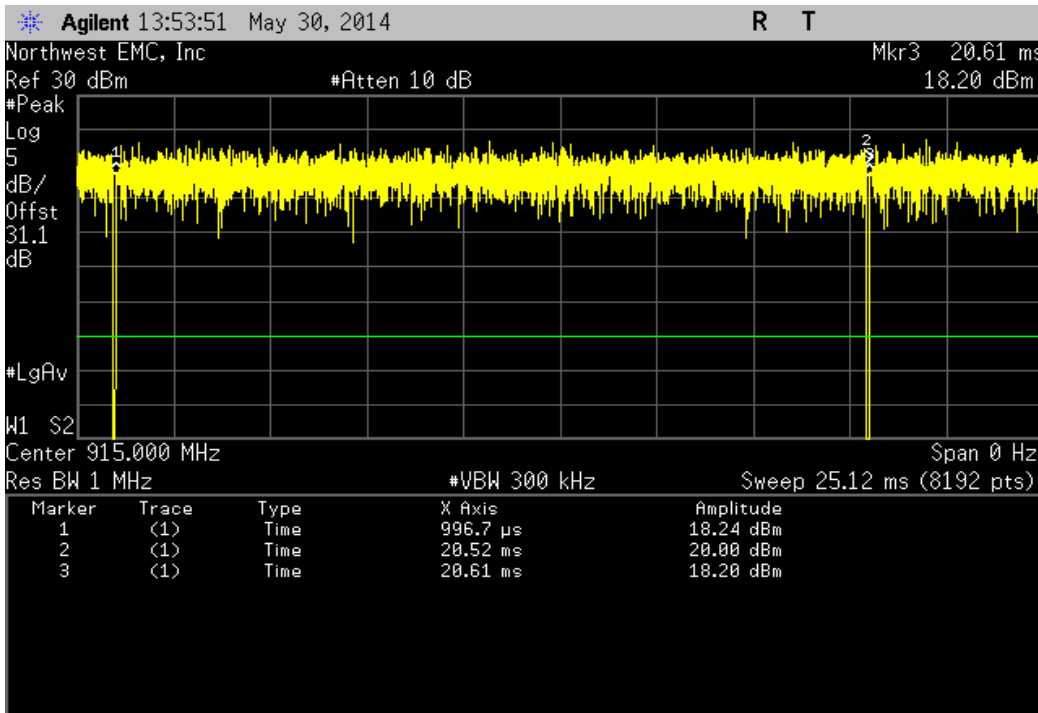
902 MHz - 928 MHz Band, 2.5MHz Bandwidth , Modulation Type, 16-QAM, Coding Rate, 3/4., Low Channel 13, 905MHz						
Pulse Width	Period	Number of Pulses	Value (%)	Limit	Result	
19.575 mS	19.614 mS	1	99.8	N/A	N/A	



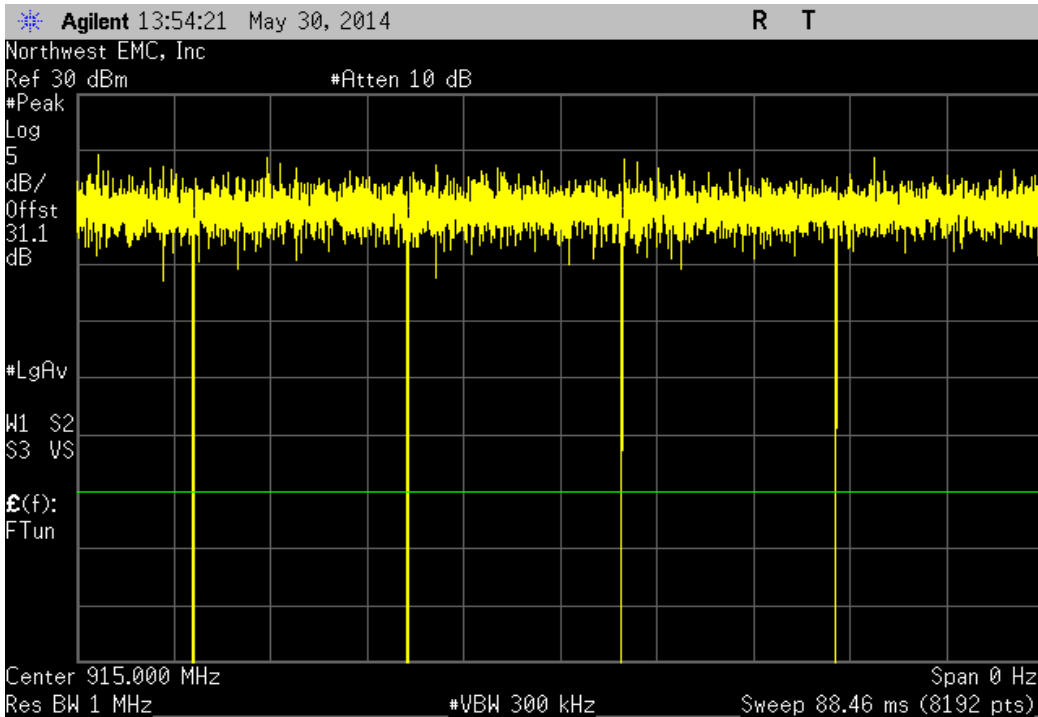
902 MHz - 928 MHz Band, 2.5MHz Bandwidth , Modulation Type, 16-QAM, Coding Rate, 3/4., Low Channel 13, 905MHz						
	Pulse Width	Period	Number of Pulses	Value (%)	Limit	Result
	N/A	N/A	6	N/A	N/A	N/A



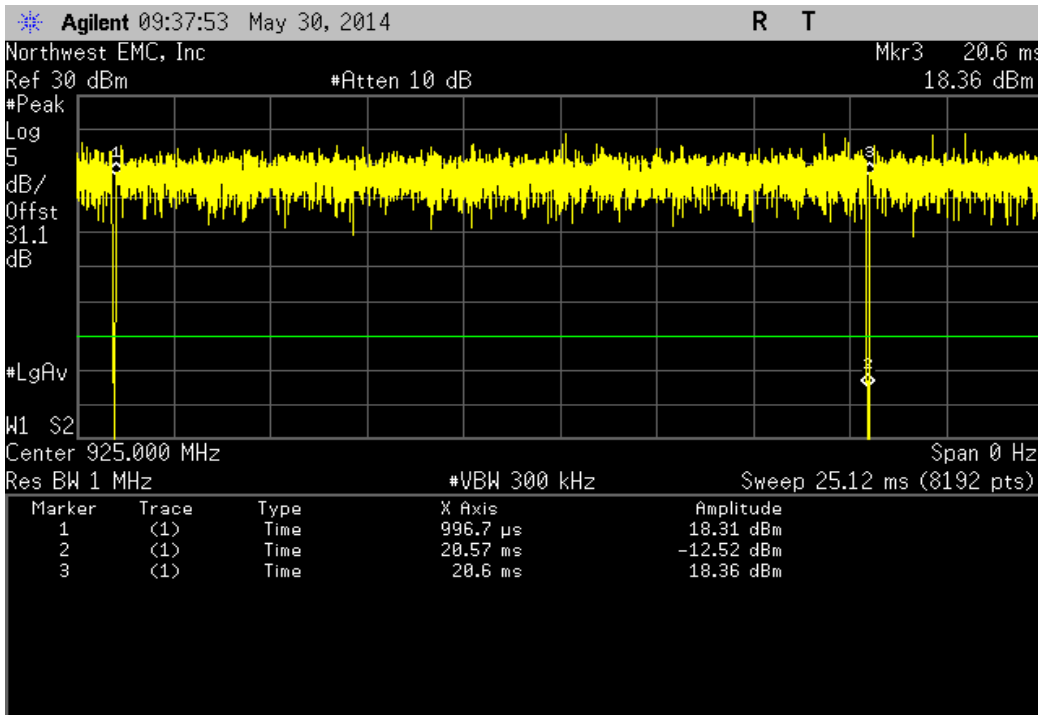
902 MHz - 928 MHz Band, 2.5MHz Bandwidth , Modulation Type, 16-QAM, Coding Rate, 3/4., Mid Channel 23, 915MHz						
	Pulse Width	Period	Number of Pulses	Value (%)	Limit	Result
	19.519 mS	19.614 mS	1	99.5	N/A	N/A



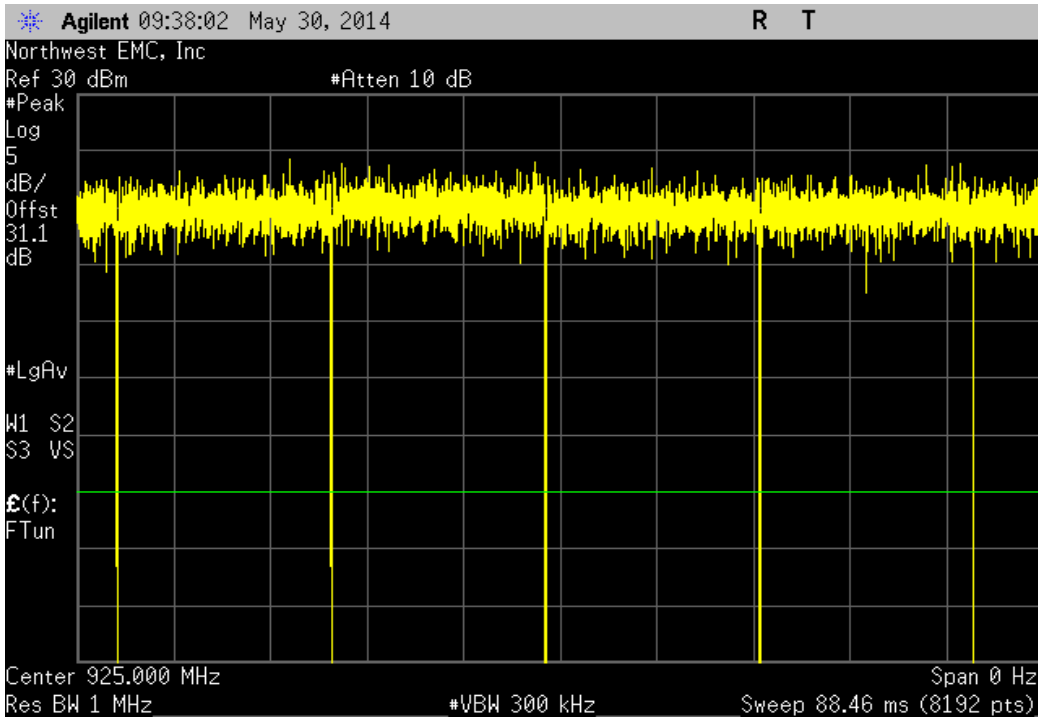
902 MHz - 928 MHz Band, 2.5MHz Bandwidth , Modulation Type, 16-QAM, Coding Rate, 3/4., Mid Channel 23, 915MHz						
	Pulse Width	Period	Number of Pulses	Value (%)	Limit	Result
	N/A	N/A	5	N/A	N/A	N/A



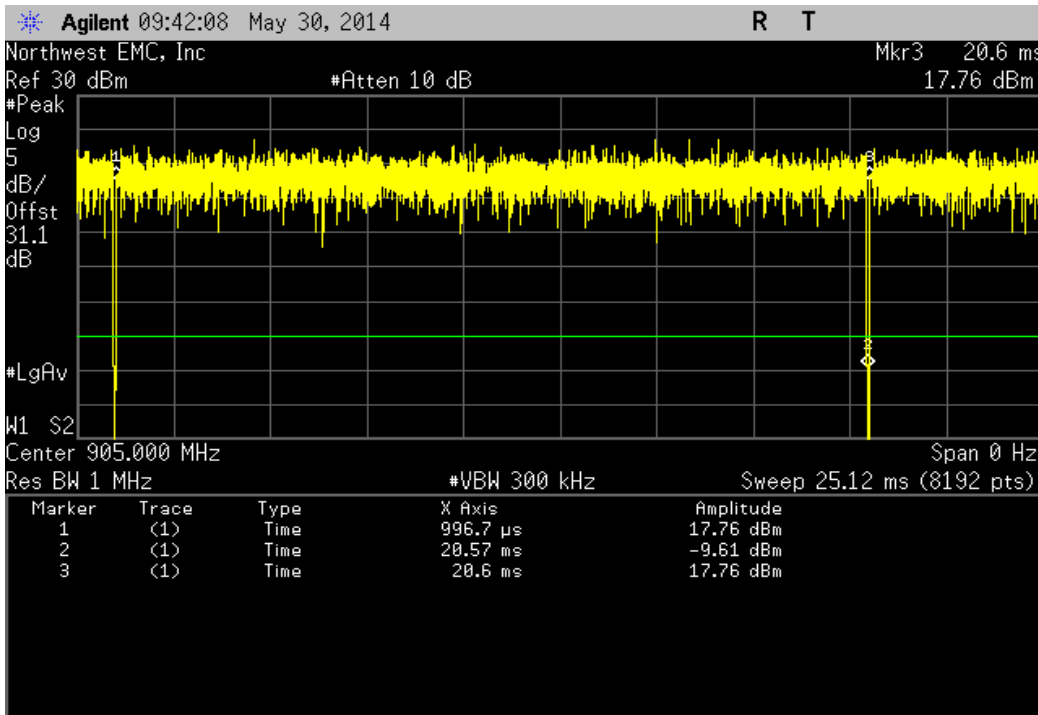
902 MHz - 928 MHz Band, 2.5MHz Bandwidth , Modulation Type, 16-QAM, Coding Rate, 3/4., High Channel 33, 925MHz						
	Pulse Width	Period	Number of Pulses	Value (%)	Limit	Result
	19.571 mS	19.605 mS	1	99.8	N/A	N/A



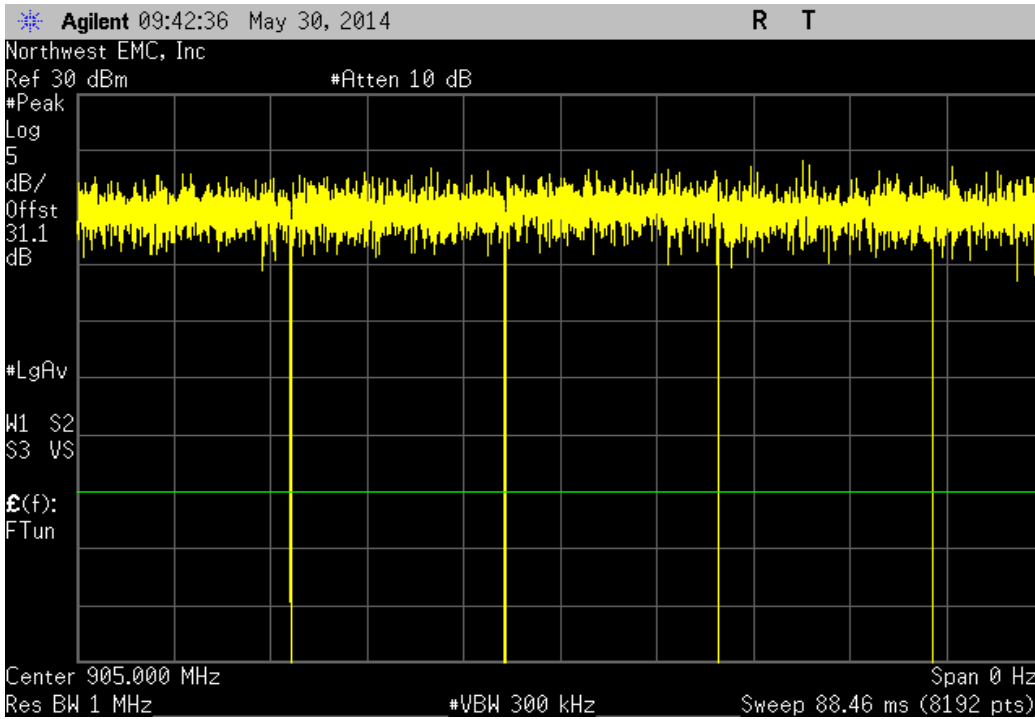
902 MHz - 928 MHz Band, 2.5MHz Bandwidth , Modulation Type, 16-QAM, Coding Rate, 3/4., High Channel 33, 925MHz						
Pulse Width	Period	Number of Pulses	Value (%)	Limit	Result	
N/A	N/A	6	N/A	N/A	N/A	



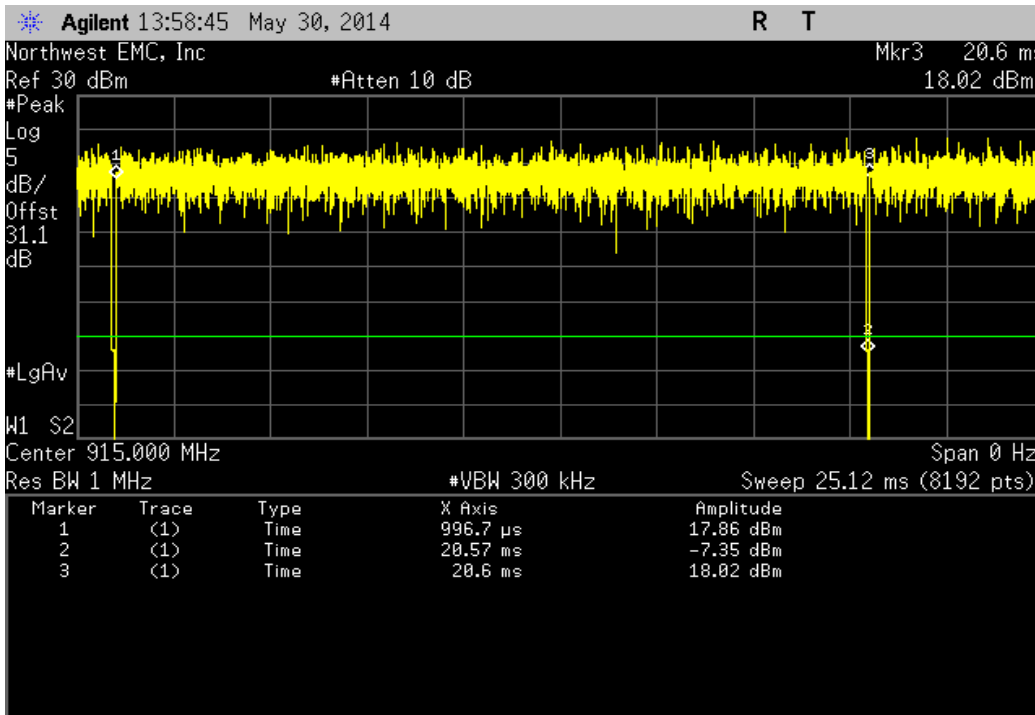
902 MHz - 928 MHz Band, 2.5MHz Bandwidth , Modulation Type, 64-QAM, Coding Rate, 3/4., Low Channel 13, 905MHz						
Pulse Width	Period	Number of Pulses	Value (%)	Limit	Result	
19.571 mS	19.605 mS	1	99.8	N/A	N/A	



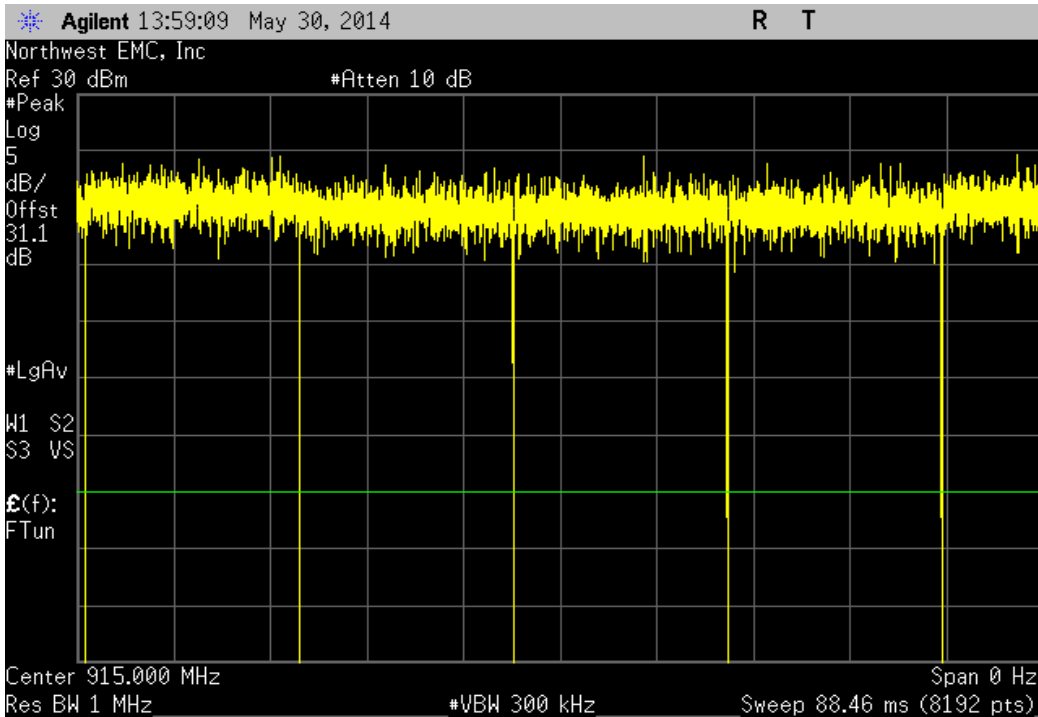
902 MHz - 928 MHz Band, 2.5MHz Bandwidth , Modulation Type, 64-QAM, Coding Rate, 3/4., Low Channel 13, 905MHz						
Pulse Width	Period	Number of Pulses	Value (%)	Limit	Result	
N/A	N/A	5	N/A	N/A	N/A	



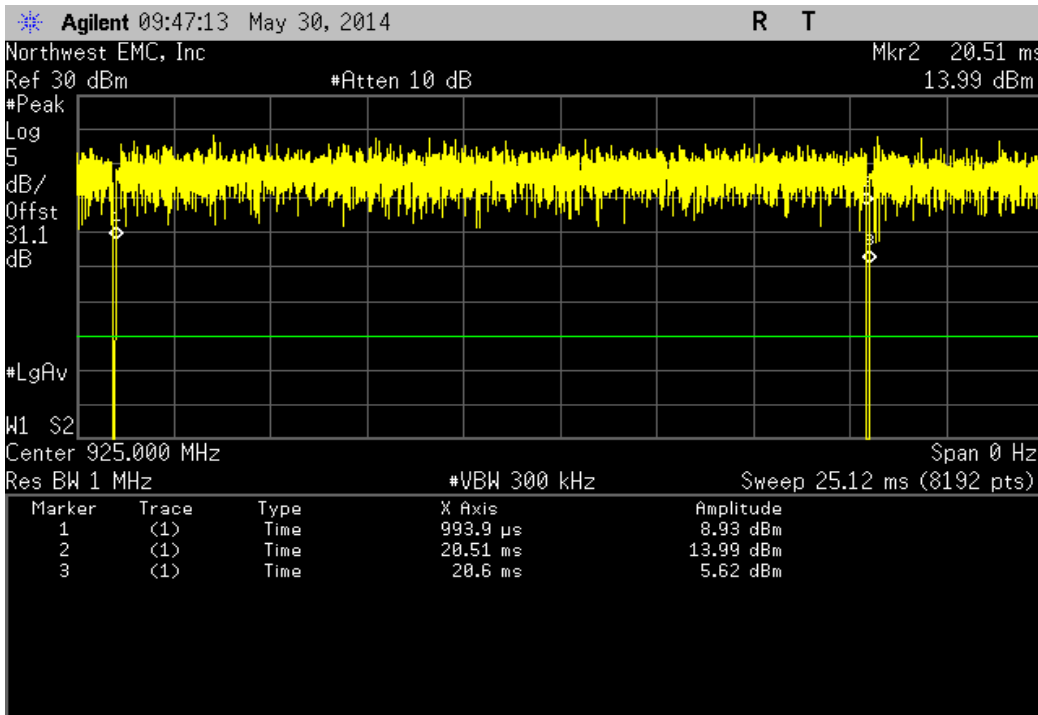
902 MHz - 928 MHz Band, 2.5MHz Bandwidth , Modulation Type, 64-QAM, Coding Rate, 3/4., Mid Channel 23, 915MHz						
Pulse Width	Period	Number of Pulses	Value (%)	Limit	Result	
19.571 mS	19.605 mS	1	99.8	N/A	N/A	



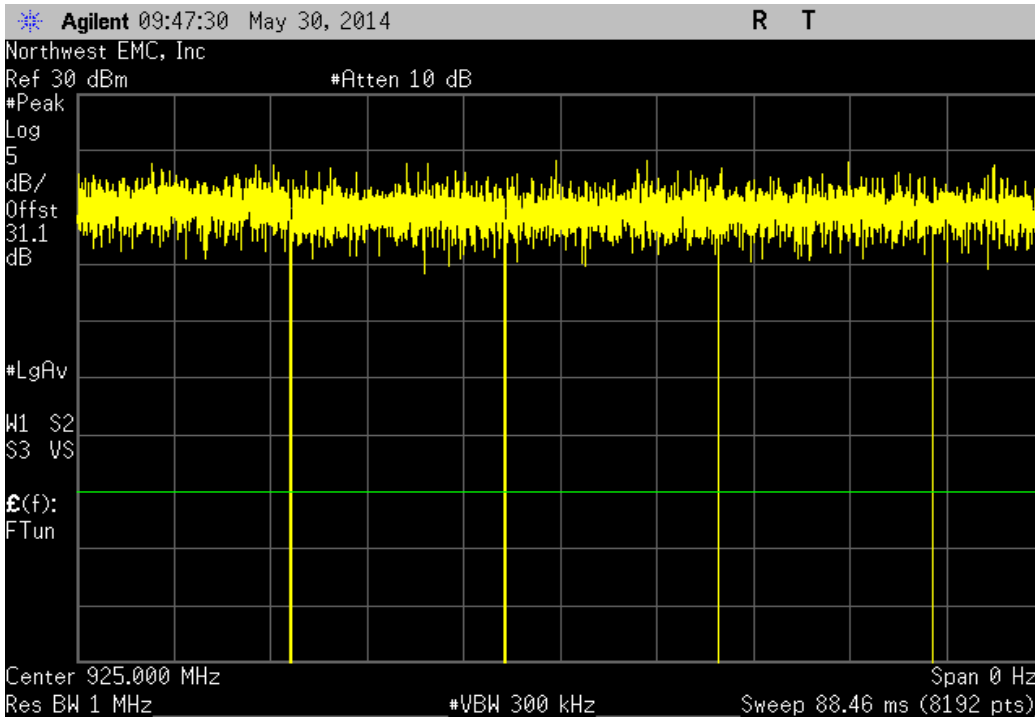
902 MHz - 928 MHz Band, 2.5MHz Bandwidth , Modulation Type, 64-QAM, Coding Rate, 3/4., Mid Channel 23, 915MHz						
Pulse Width	Period	Number of Pulses	Value (%)	Limit	Result	
N/A	N/A	6	N/A	N/A	N/A	



902 MHz - 928 MHz Band, 2.5MHz Bandwidth , Modulation Type, 64-QAM, Coding Rate, 3/4., High Channel 33, 925MHz						
Pulse Width	Period	Number of Pulses	Value (%)	Limit	Result	
19.518 mS	19.604 mS	1	99.6	N/A	N/A	



902 MHz - 928 MHz Band, 2.5MHz Bandwidth , Modulation Type, 64-QAM, Coding Rate, 3/4., High Channel 33, 925MHz						
	Pulse Width	Period	Number of Pulses	Value (%)	Limit	Result
	N/A	N/A	5	N/A	N/A	N/A

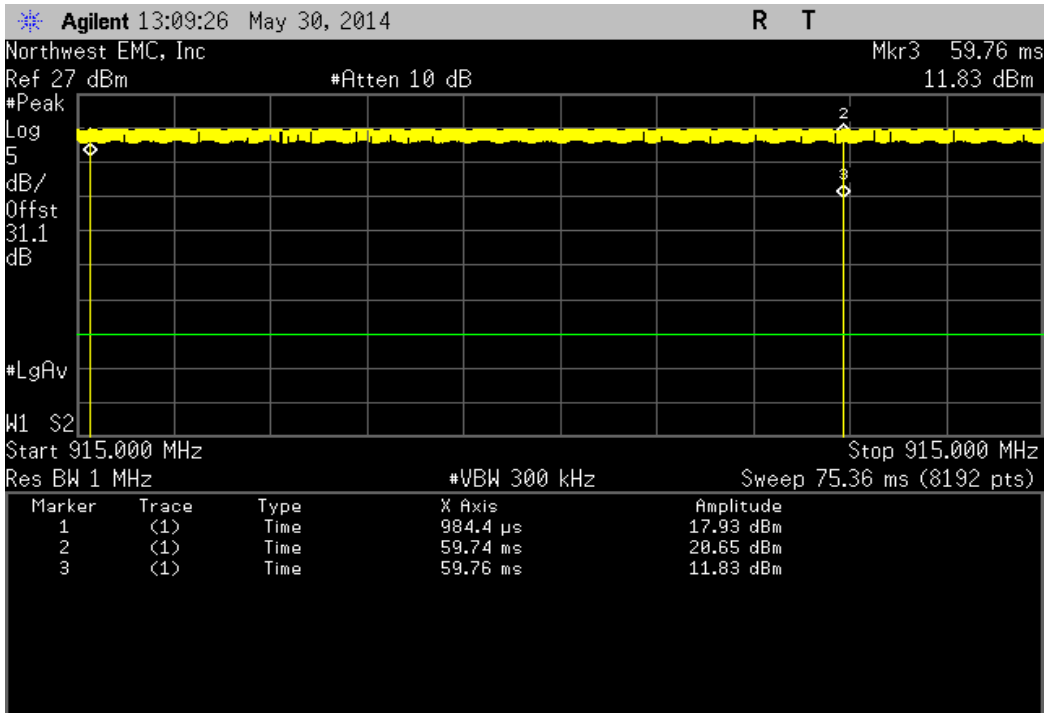


902 MHz - 928 MHz Band, 5MHz Bandwidth , Modulation Type, DBPSK., Low Channal 11, 905MHz						
	Pulse Width	Period	Number of Pulses	Value (%)	Limit	Result
	N/A	N/A	N/A	100	N/A	N/A

No Image Taken

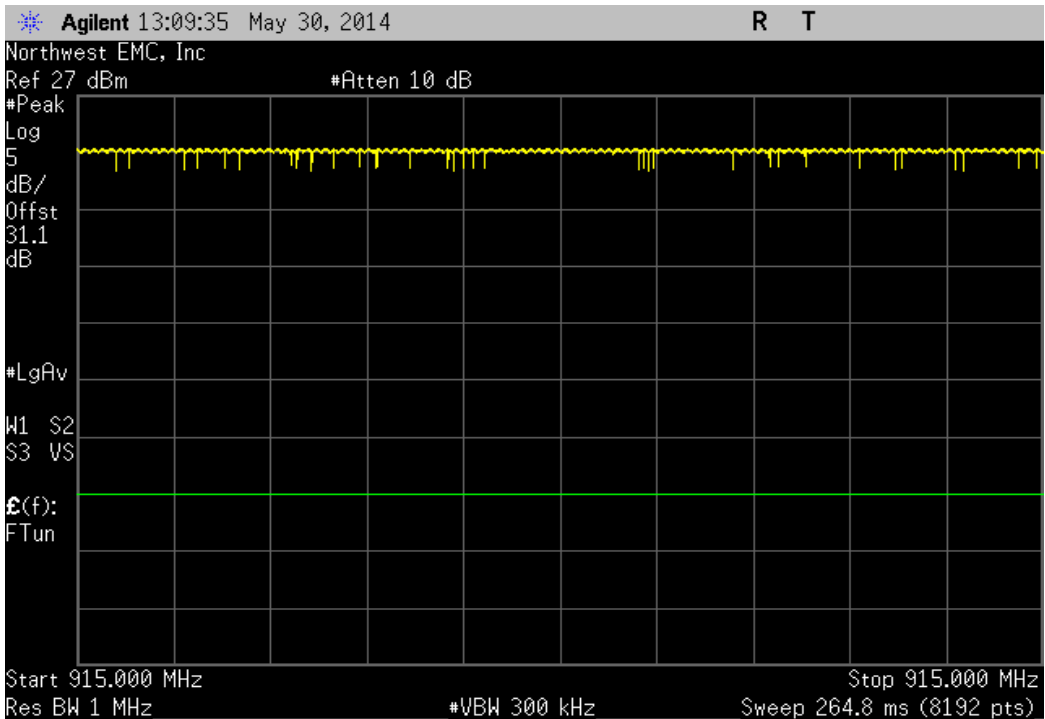
902 MHz - 928 MHz Band, 5MHz Bandwidth, Modulation Type, DBPSK., Mid Channel 21, 915MHz

Pulse Width	Period	Number of Pulses	Value (%)	Limit	Result
58.76 mS	58.776 mS	1	100	N/A	N/A

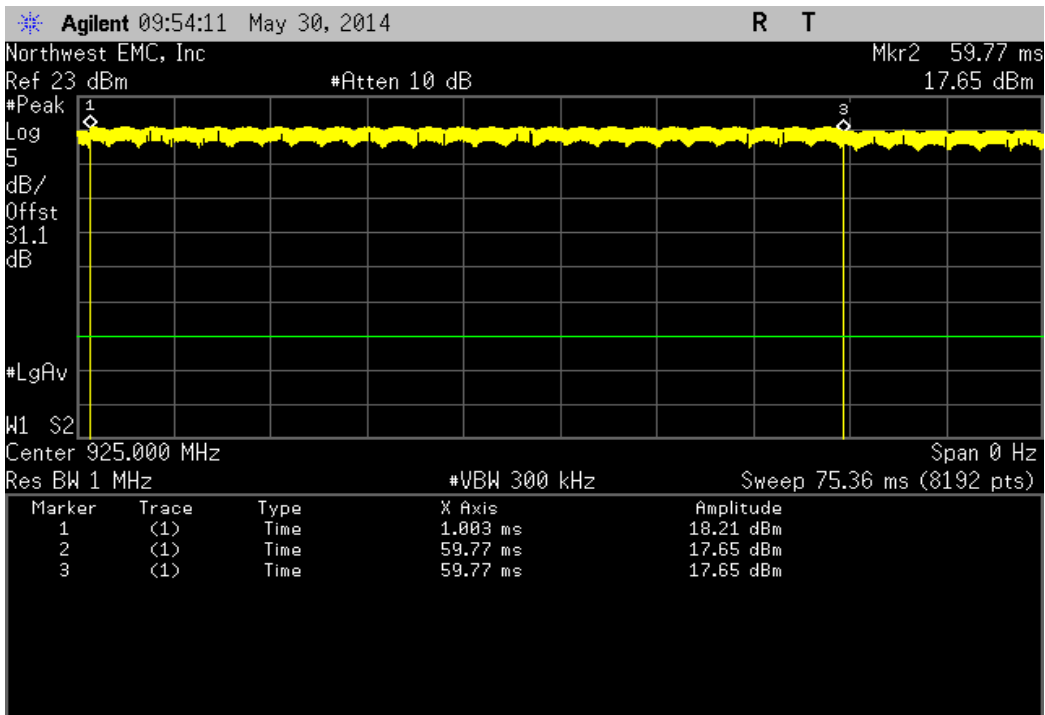


902 MHz - 928 MHz Band, 5MHz Bandwidth, Modulation Type, DBPSK., Mid Channel 21, 915MHz

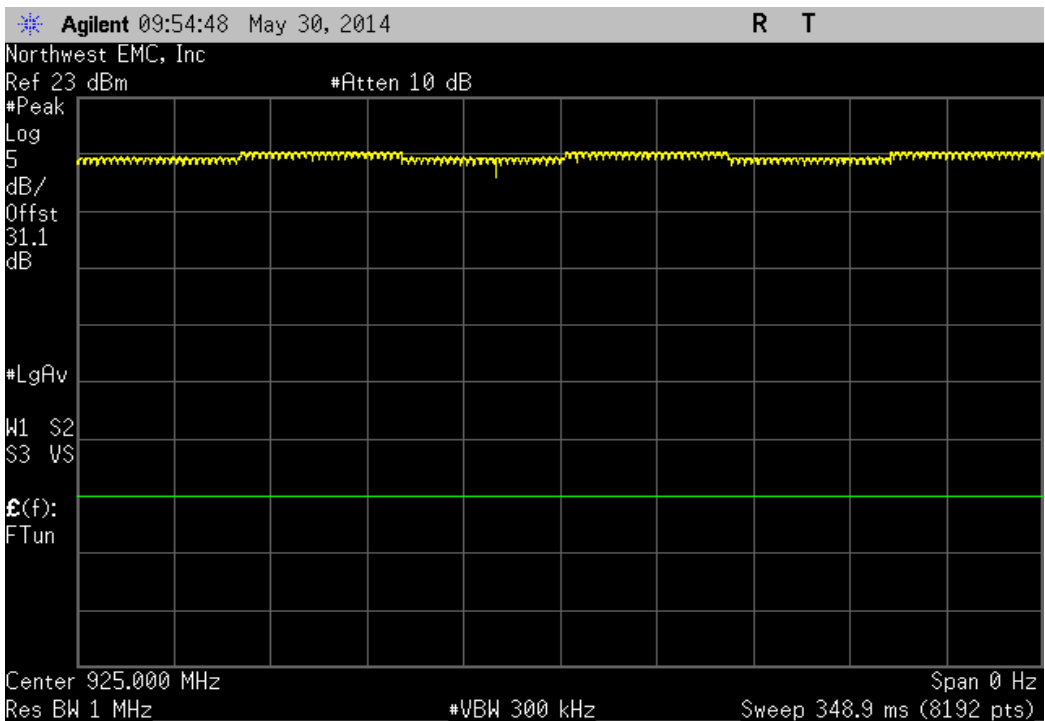
Pulse Width	Period	Number of Pulses	Value (%)	Limit	Result
N/A	N/A	1	N/A	N/A	N/A



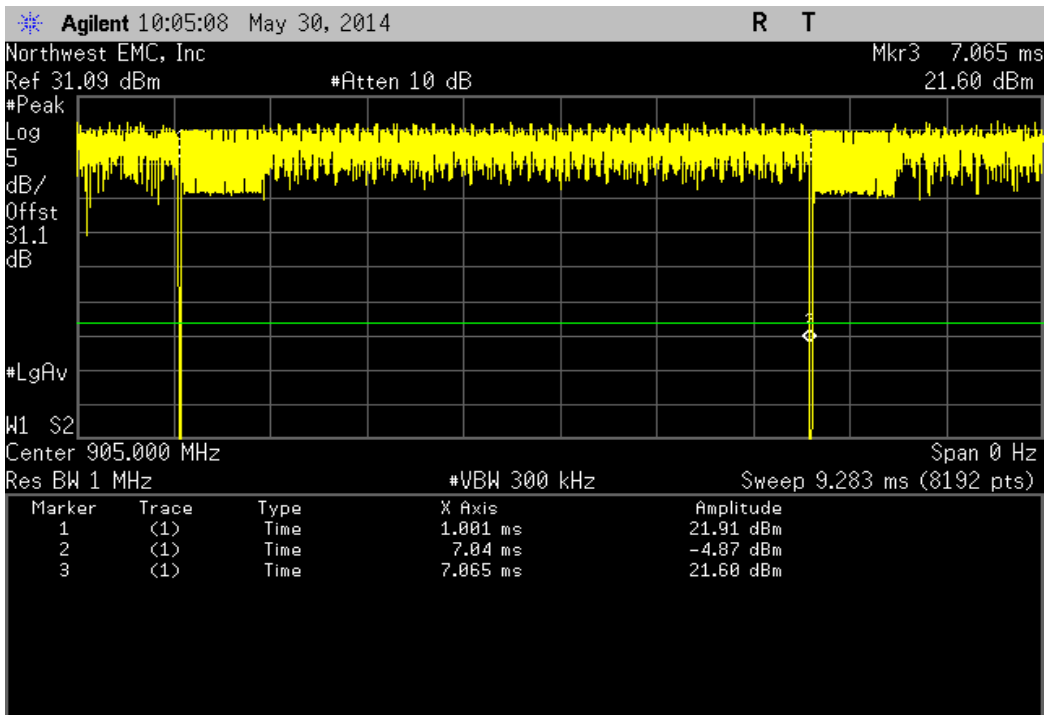
902 MHz - 928 MHz Band, 5MHz Bandwidth , Modulation Type, DBPSK., High Channel 31, 925MHz						
Pulse Width	Period	Number of Pulses	Value (%)	Limit	Result	
58.77 mS	58.767 mS	1	100	N/A	N/A	



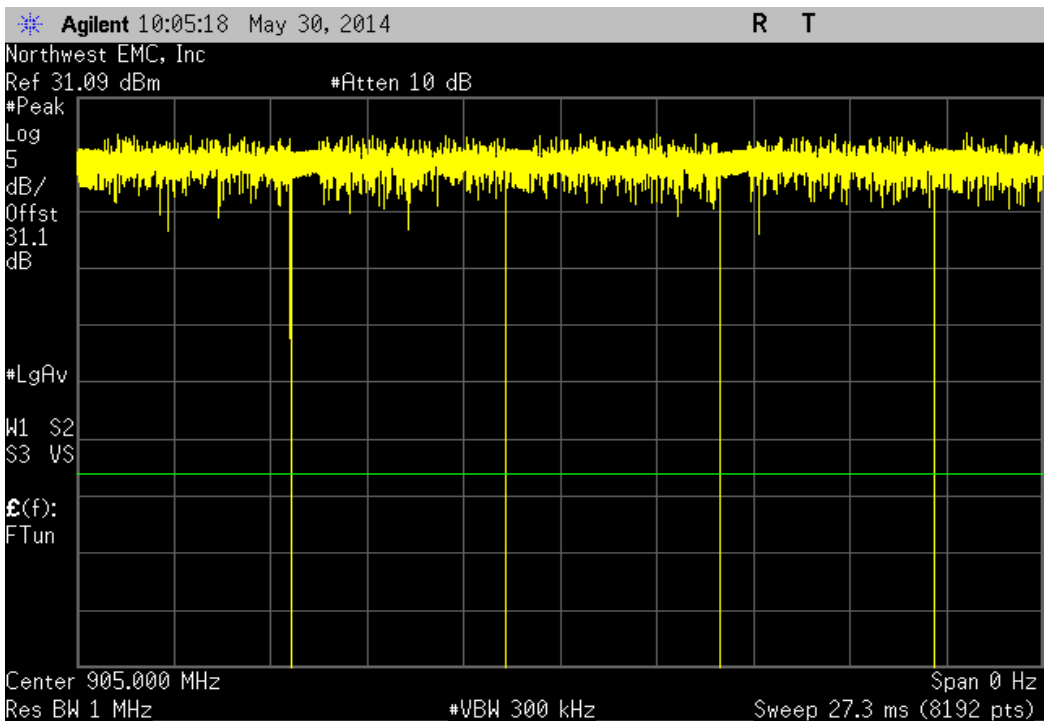
902 MHz - 928 MHz Band, 5MHz Bandwidth , Modulation Type, DBPSK., High Channel 31, 925MHz						
Pulse Width	Period	Number of Pulses	Value (%)	Limit	Result	
N/A	N/A	1	N/A	N/A	N/A	



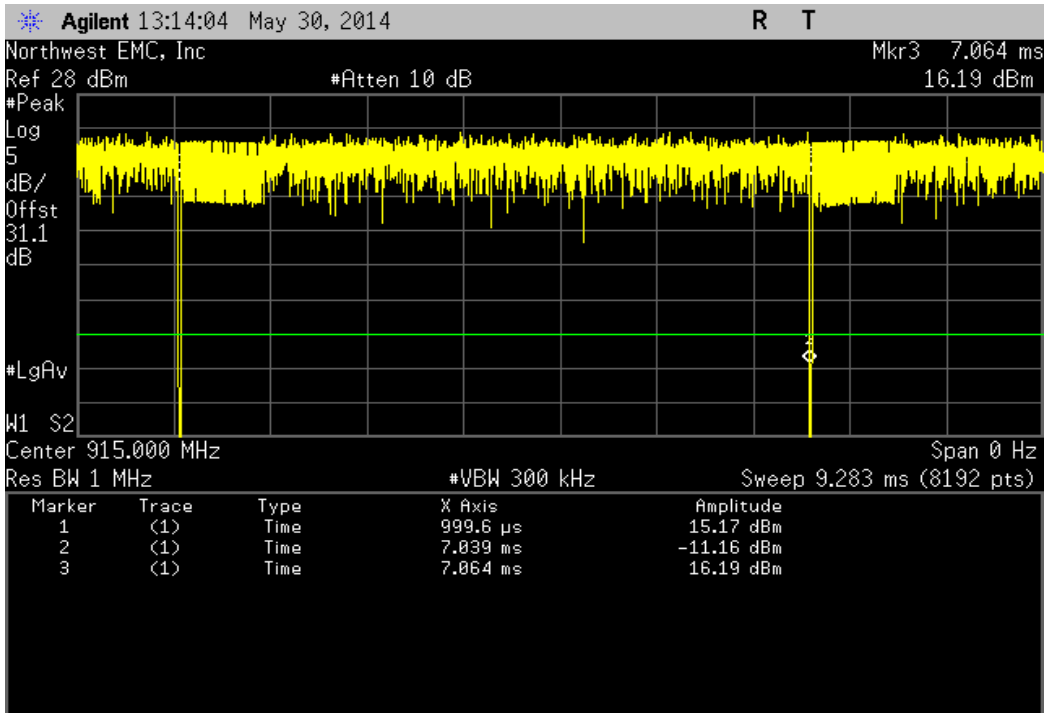
902 MHz - 928 MHz Band, 5MHz Bandwidth , Modulation Type, QPSK., Low Channel 11, 905MHz						
	Pulse Width	Period	Number of Pulses	Value (%)	Limit	Result
	6.04 mS	6.065 mS	1	99.6	N/A	N/A



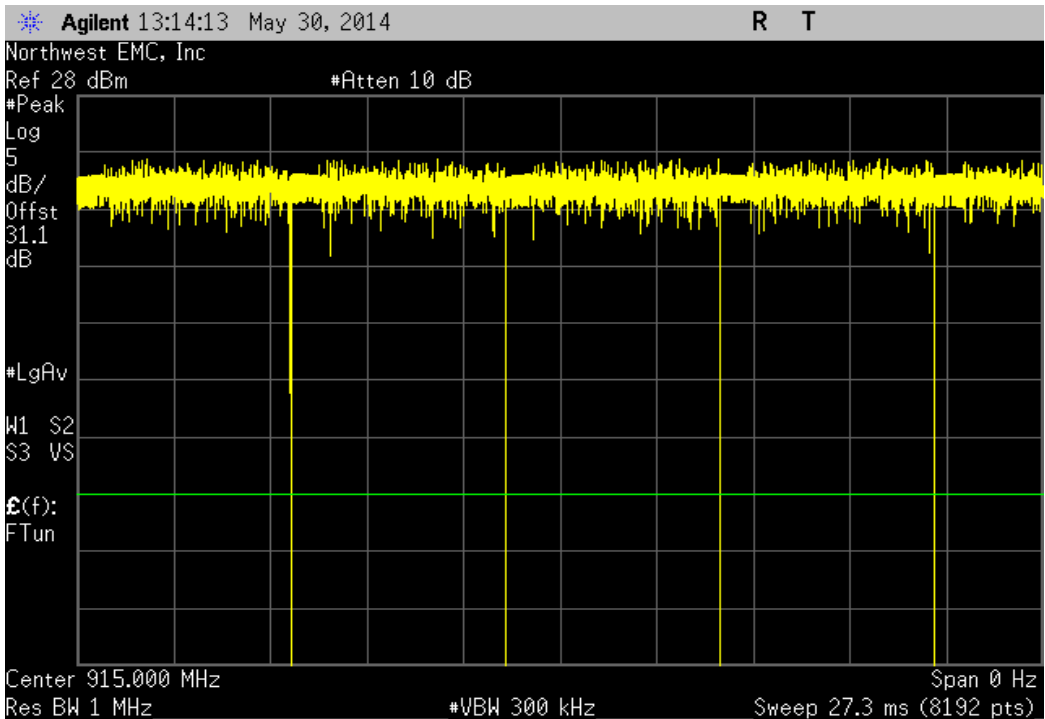
902 MHz - 928 MHz Band, 5MHz Bandwidth , Modulation Type, QPSK., Low Channel 11, 905MHz						
	Pulse Width	Period	Number of Pulses	Value (%)	Limit	Result
	N/A	N/A	5	N/A	N/A	N/A



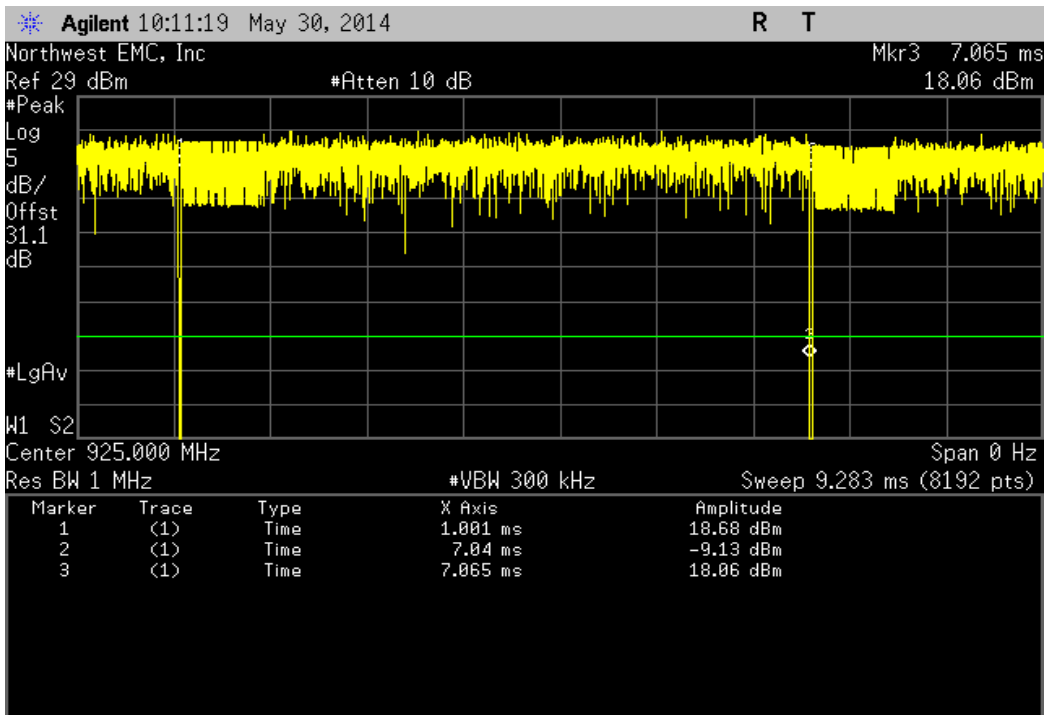
902 MHz - 928 MHz Band, 5MHz Bandwidth , Modulation Type, QPSK., Mid Channel 21, 915MHz						
Pulse Width	Period	Number of Pulses	Value (%)	Limit	Result	
6.04 mS	6.065 mS	1	99.6	N/A	N/A	



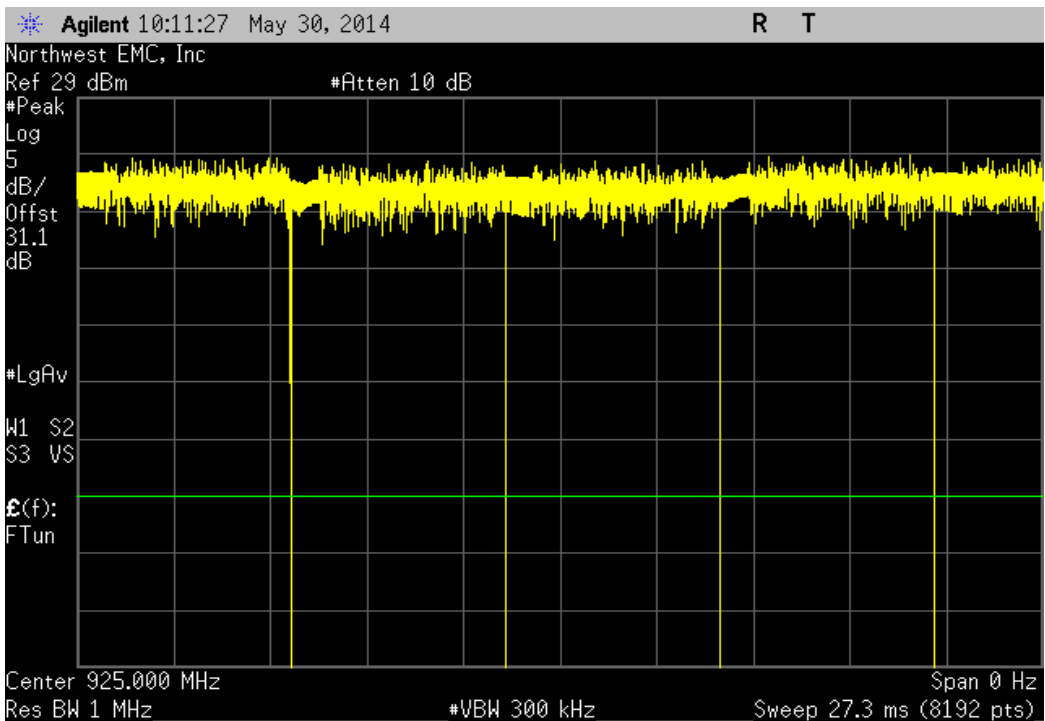
902 MHz - 928 MHz Band, 5MHz Bandwidth , Modulation Type, QPSK., Mid Channel 21, 915MHz						
Pulse Width	Period	Number of Pulses	Value (%)	Limit	Result	
N/A	N/A	5	N/A	N/A	N/A	



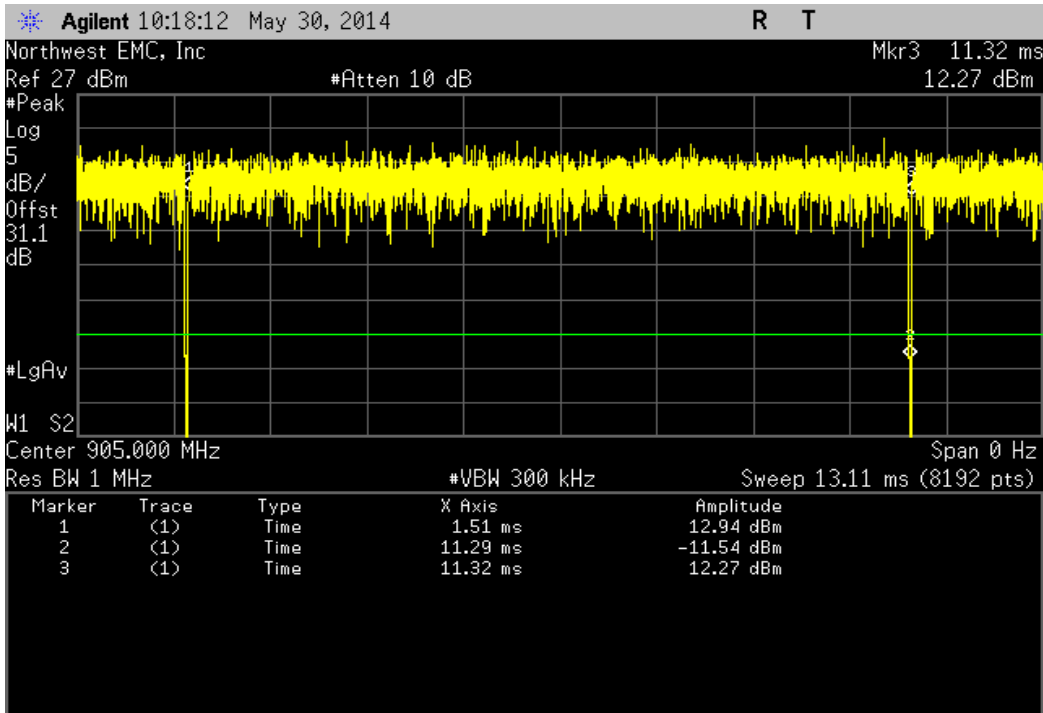
902 MHz - 928 MHz Band, 5MHz Bandwidth , Modulation Type, QPSK., High Channel 31, 925MHz						
	Pulse Width	Period	Number of Pulses	Value (%)	Limit	Result
	6.04 mS	6.065 mS	1	99.6	N/A	N/A



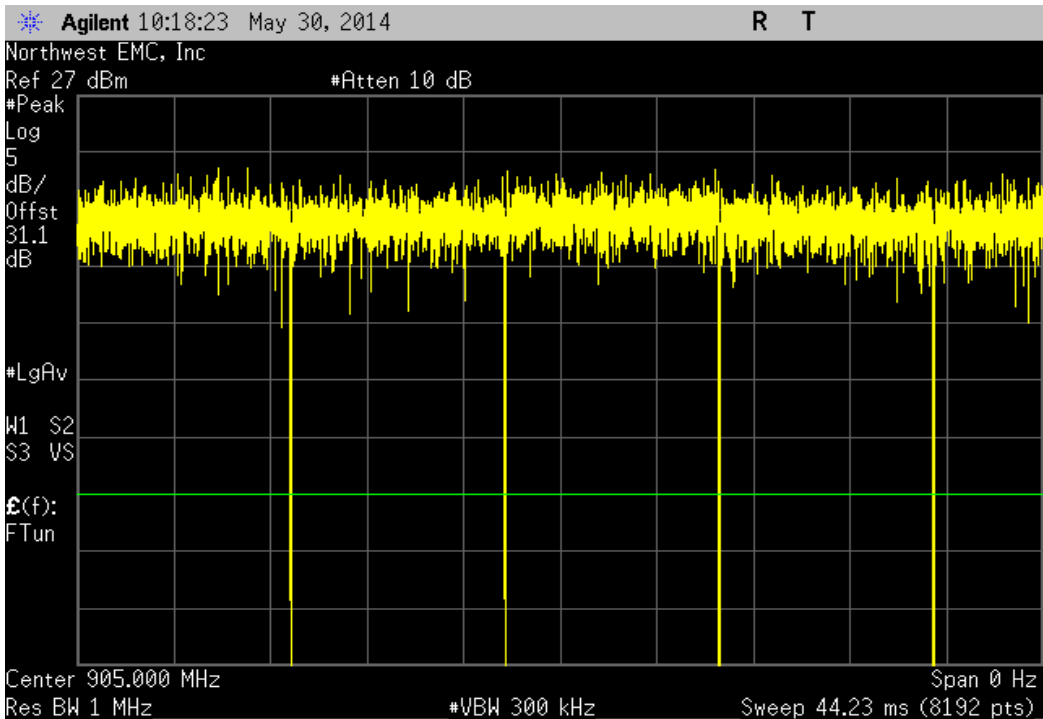
902 MHz - 928 MHz Band, 5MHz Bandwidth , Modulation Type, QPSK., High Channel 31, 925MHz						
	Pulse Width	Period	Number of Pulses	Value (%)	Limit	Result
	N/A	N/A	5	N/A	N/A	N/A



902 MHz - 928 MHz Band, 5MHz Bandwidth , Modulation Type, BPSK, Coding Rate, 1/2, Low Channel 11, 905MHz						
Pulse Width	Period	Number of Pulses	Value (%)	Limit	Result	
9.784 mS	9.808 mS	1	99.8	N/A	N/A	

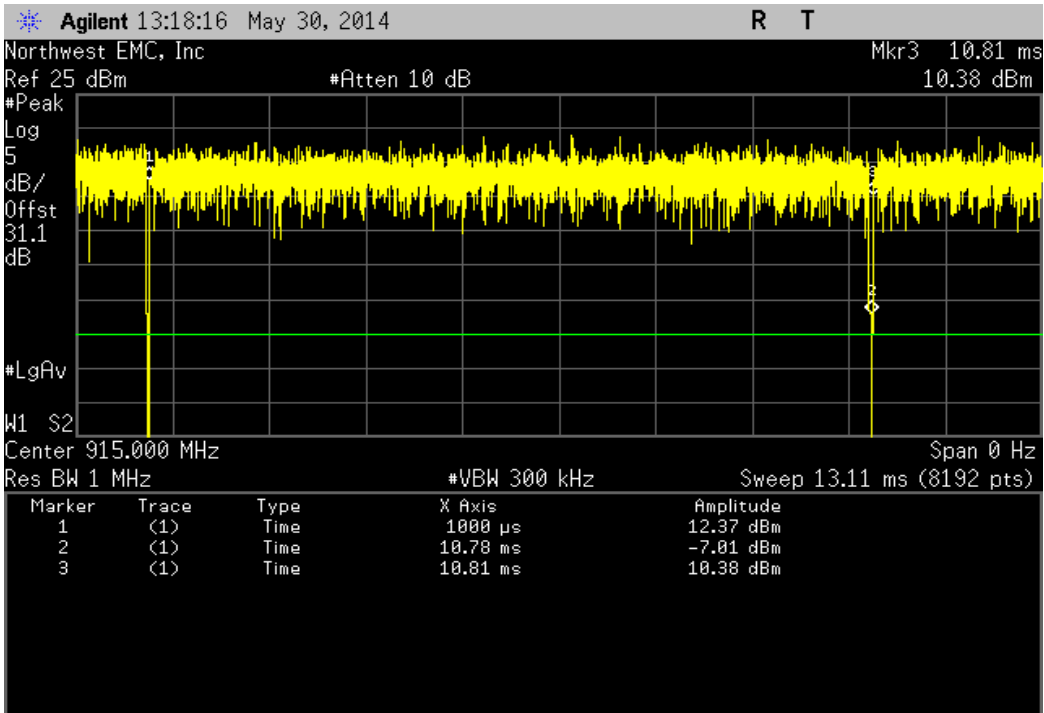


902 MHz - 928 MHz Band, 5MHz Bandwidth , Modulation Type, BPSK, Coding Rate, 1/2, Low Channel 11, 905MHz						
Pulse Width	Period	Number of Pulses	Value (%)	Limit	Result	
N/A	N/A	5	N/A	N/A	N/A	



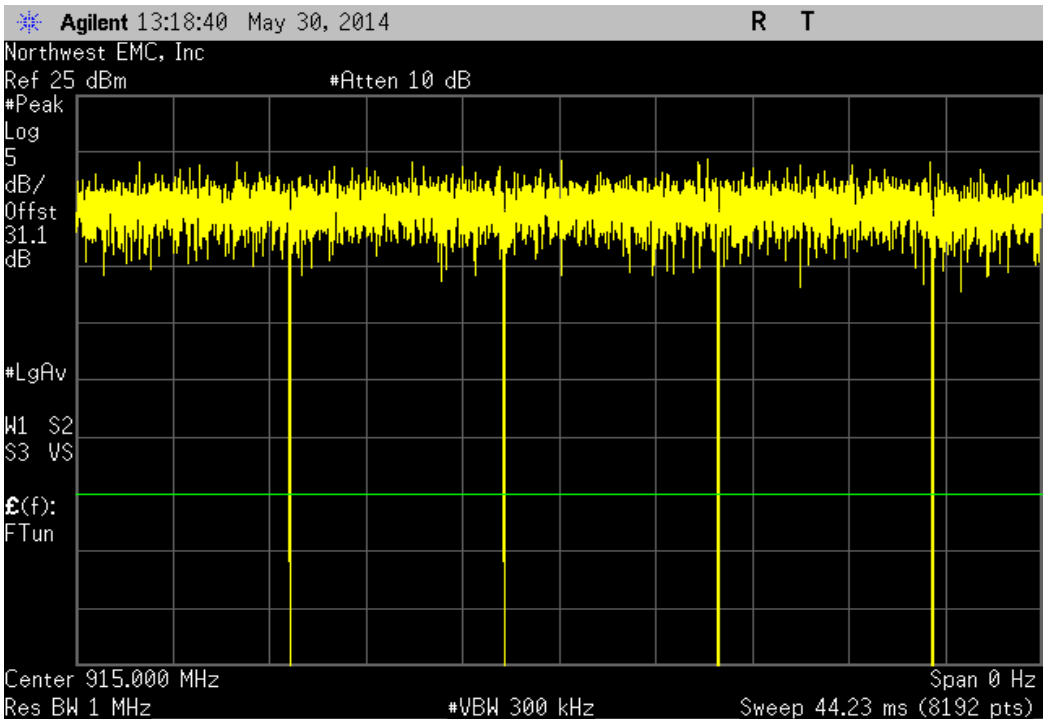
902 MHz - 928 MHz Band, 5MHz Bandwidth, Modulation Type, BPSK, Coding Rate, 1/2, Mid Channel 21, 915MHz

Pulse Width	Period	Number of Pulses	Value (%)	Limit	Result
9.784 mS	9.808 mS	1	99.8	N/A	N/A

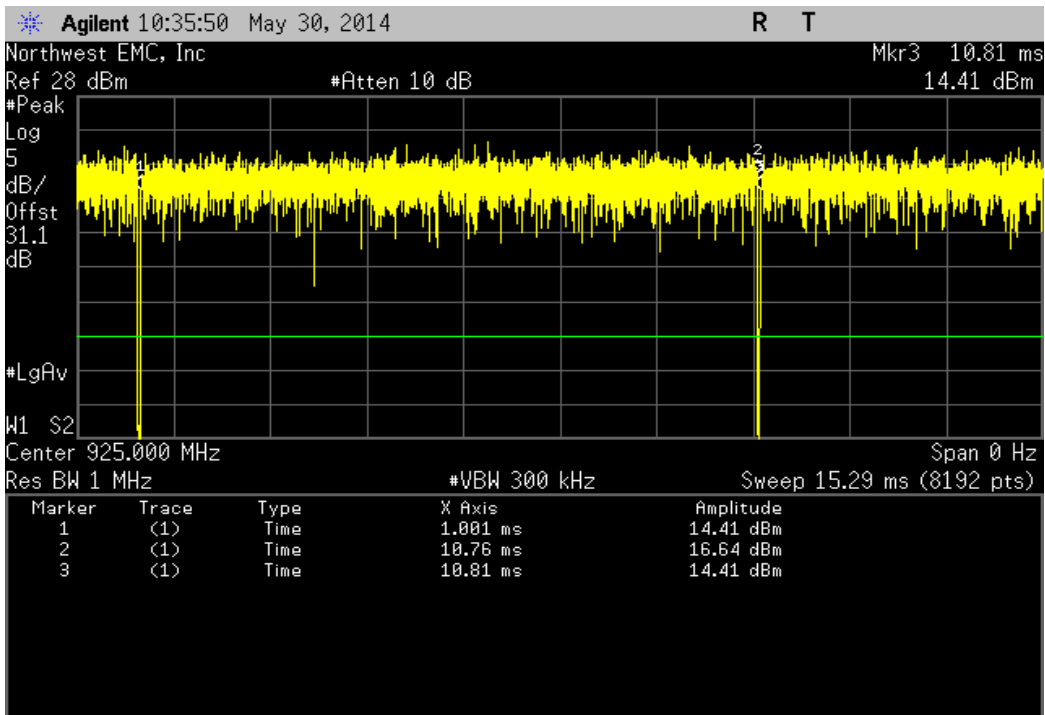


902 MHz - 928 MHz Band, 5MHz Bandwidth, Modulation Type, BPSK, Coding Rate, 1/2, Mid Channel 21, 915MHz

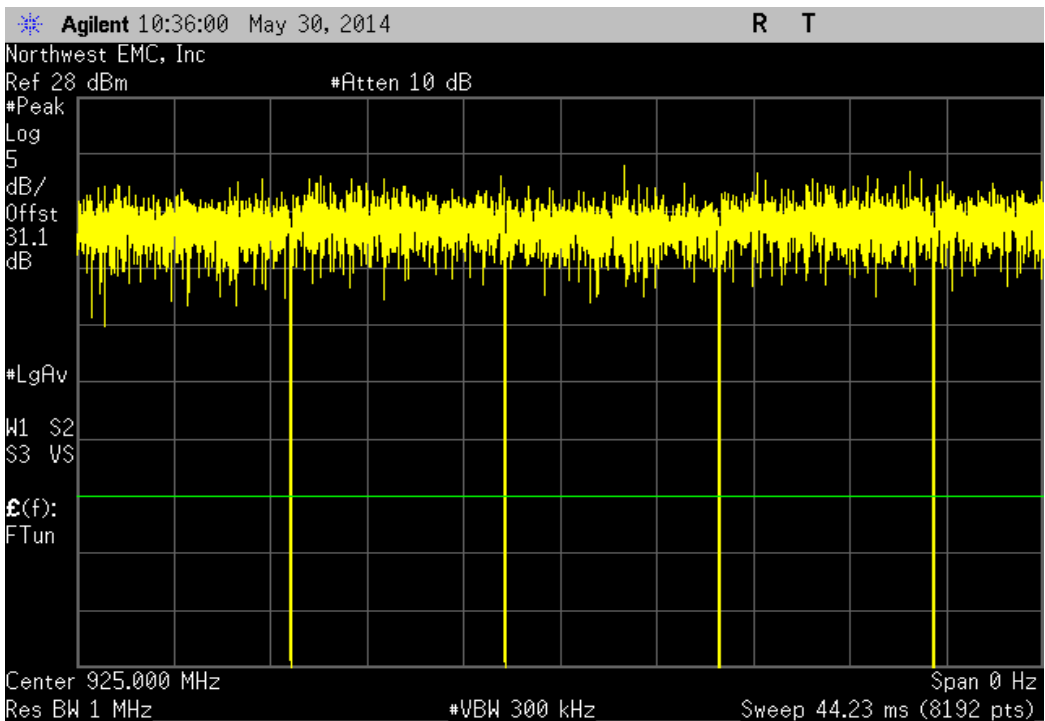
Pulse Width	Period	Number of Pulses	Value (%)	Limit	Result
N/A	N/A	5	N/A	N/A	N/A



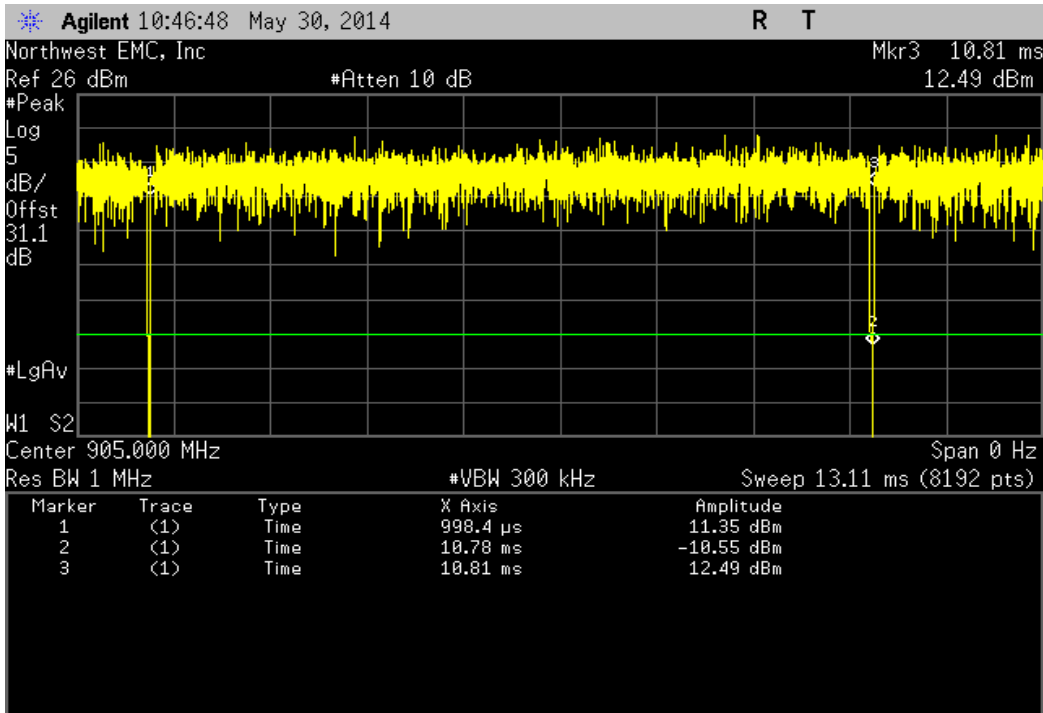
902 MHz - 928 MHz Band, 5MHz Bandwidth , Modulation Type, BPSK, Coding Rate, 1/2, High Channel 31, 925MHz						
Pulse Width	Period	Number of Pulses	Value (%)	Limit	Result	
9.759 mS	9.809 mS	1	99.5	N/A	N/A	



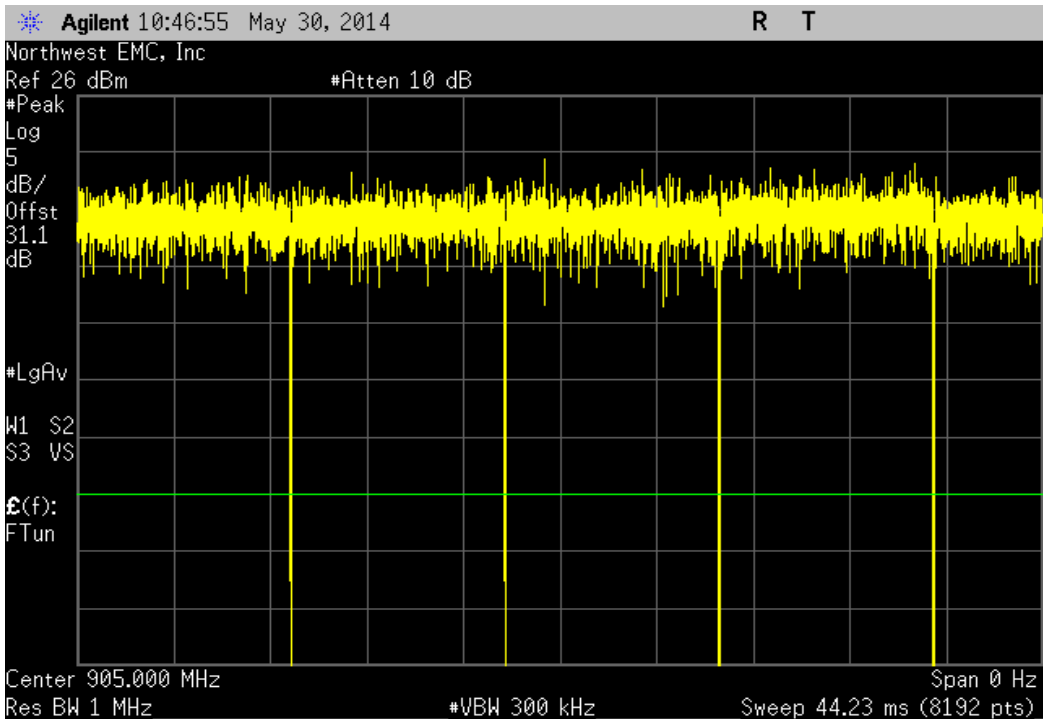
902 MHz - 928 MHz Band, 5MHz Bandwidth , Modulation Type, BPSK, Coding Rate, 1/2, High Channel 31, 925MHz						
Pulse Width	Period	Number of Pulses	Value (%)	Limit	Result	
N/A	N/A	5	N/A	N/A	N/A	



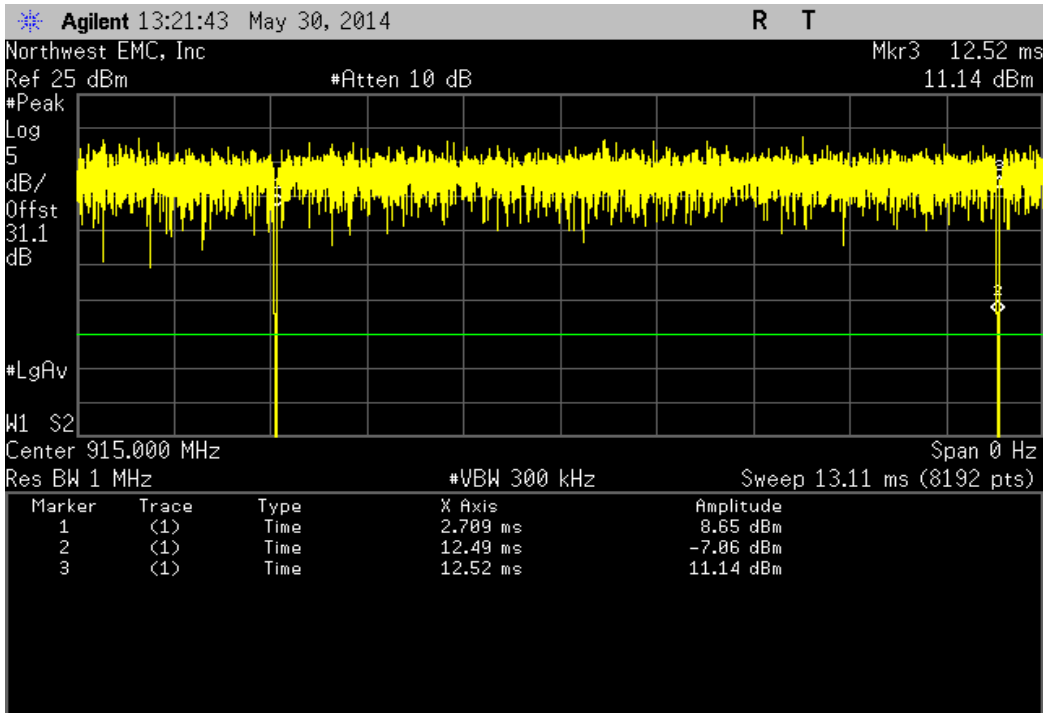
902 MHz - 928 MHz Band, 5MHz Bandwidth , Modulation Type, 16-QAM, Coding Rate, 3/4., Low Channal 11, 905MHz						
Pulse Width	Period	Number of Pulses	Value (%)	Limit	Result	
9.786 mS	9.81 mS	1	99.8	N/A	N/A	



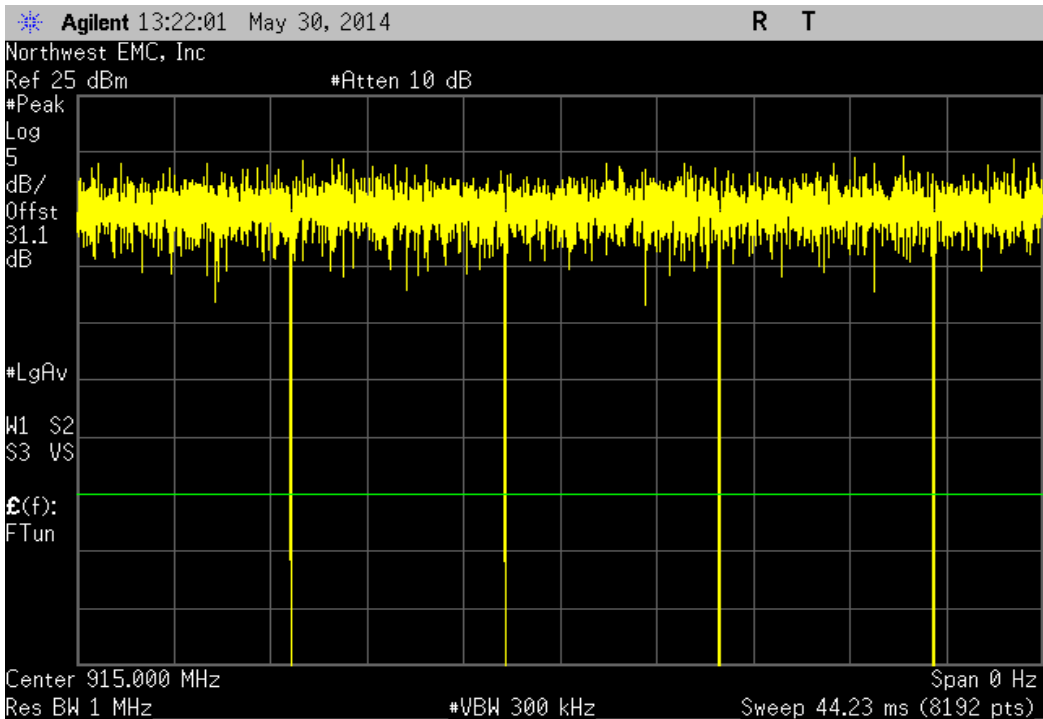
902 MHz - 928 MHz Band, 5MHz Bandwidth , Modulation Type, 16-QAM, Coding Rate, 3/4., Low Channal 11, 905MHz						
Pulse Width	Period	Number of Pulses	Value (%)	Limit	Result	
N/A	N/A	5	N/A	N/A	N/A	



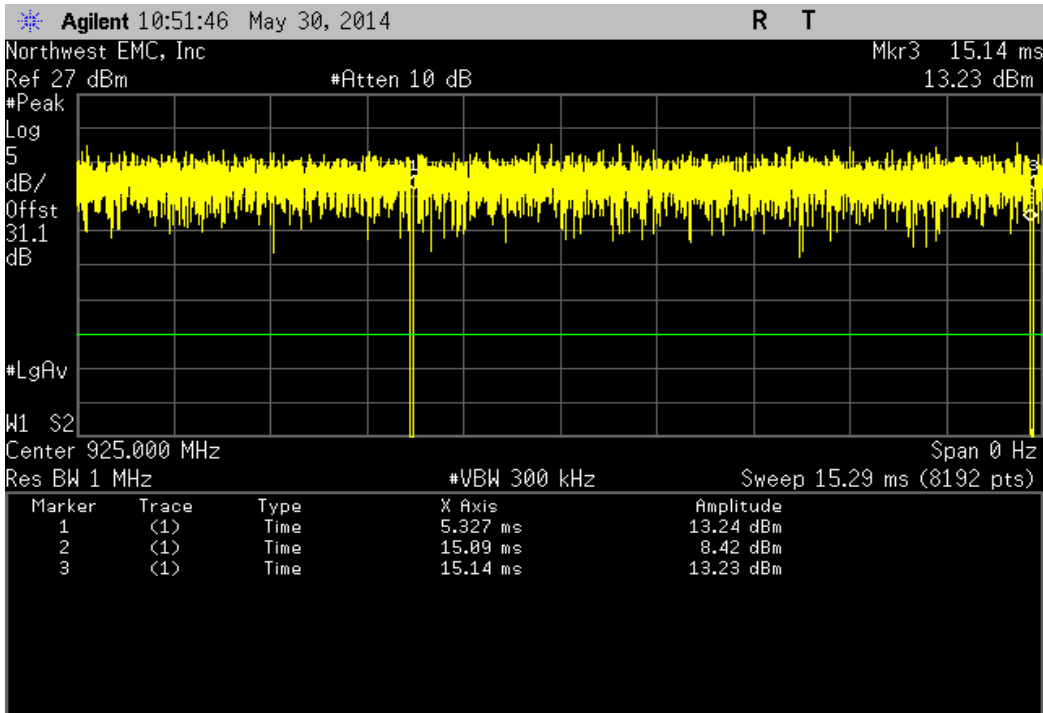
902 MHz - 928 MHz Band, 5MHz Bandwidth , Modulation Type, 16-QAM, Coding Rate, 3/4., Mid Channel 21, 915MHz						
Pulse Width	Period	Number of Pulses	Value (%)	Limit	Result	
9.786 mS	9.81 mS	1	99.8	N/A	N/A	



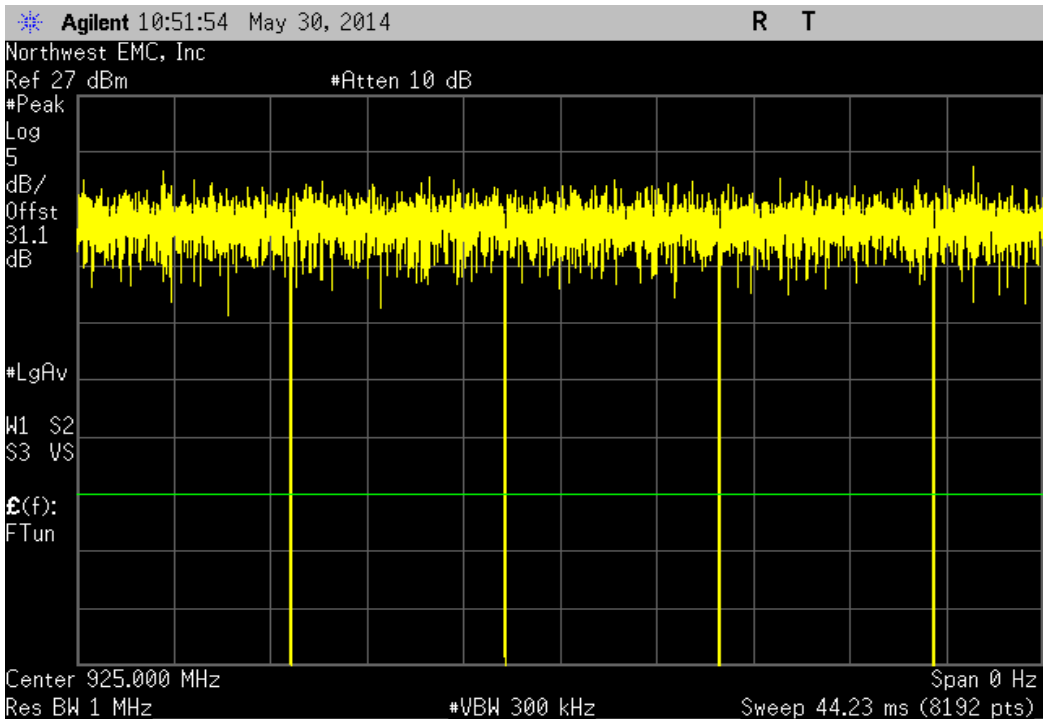
902 MHz - 928 MHz Band, 5MHz Bandwidth , Modulation Type, 16-QAM, Coding Rate, 3/4., Mid Channel 21, 915MHz						
Pulse Width	Period	Number of Pulses	Value (%)	Limit	Result	
N/A	N/A	5	N/A	N/A	N/A	



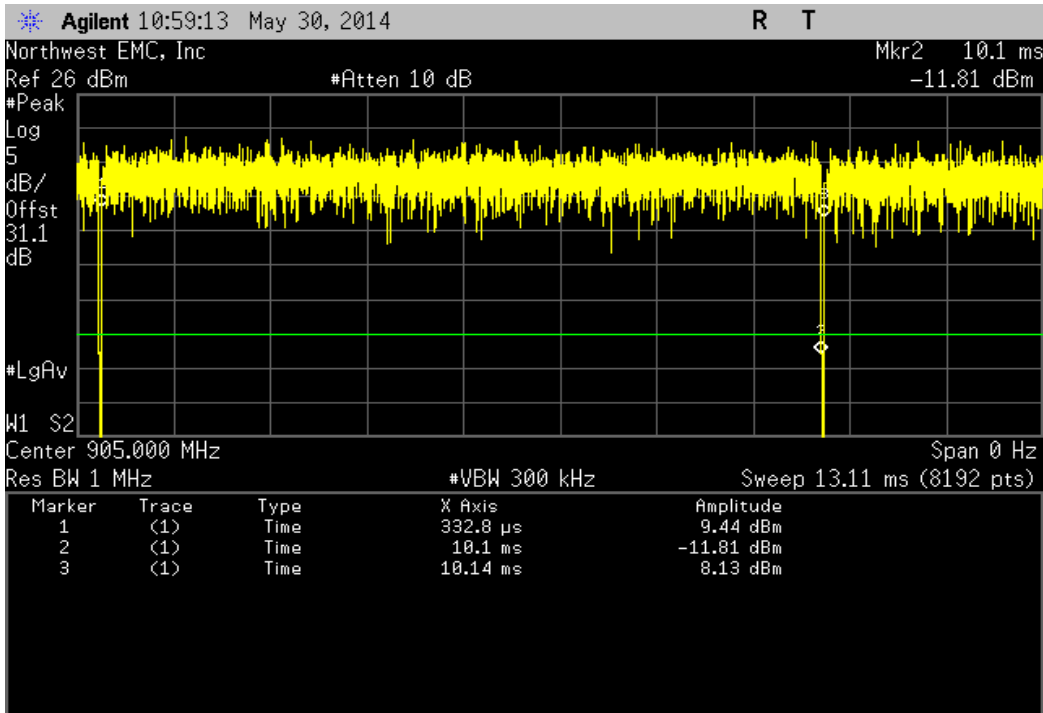
902 MHz - 928 MHz Band, 5MHz Bandwidth , Modulation Type, 16-QAM, Coding Rate, 3/4., High Channel 31, 925MHz						
Pulse Width	Period	Number of Pulses	Value (%)	Limit	Result	
9.759 mS	9.809 mS	1	99.5	N/A	N/A	



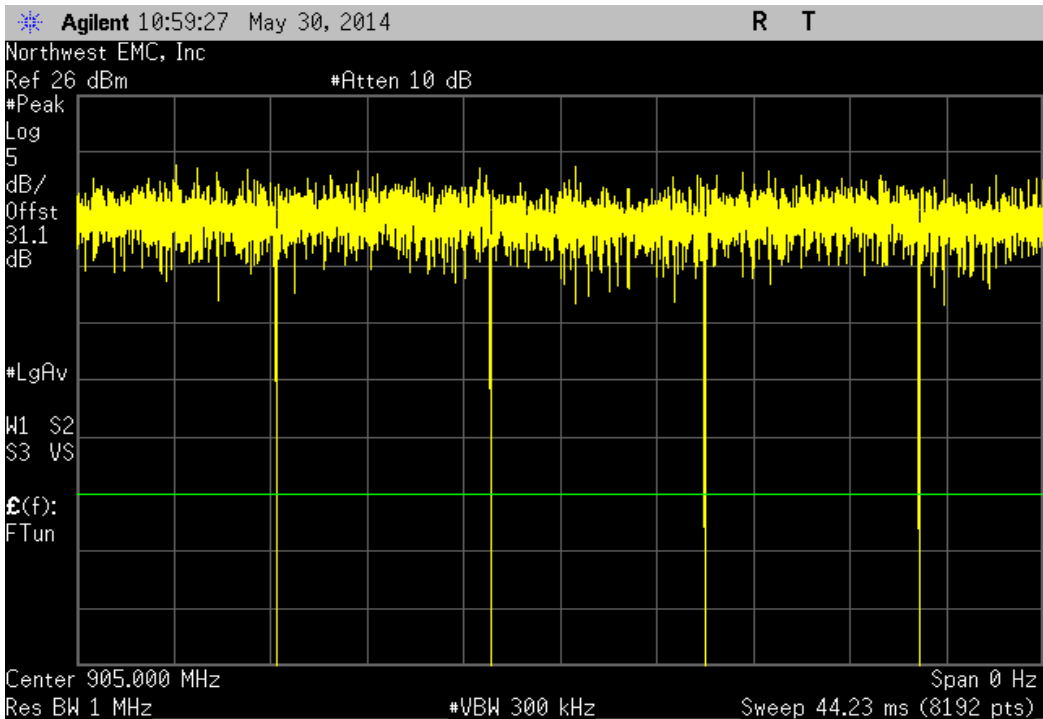
902 MHz - 928 MHz Band, 5MHz Bandwidth , Modulation Type, 16-QAM, Coding Rate, 3/4., High Channel 31, 925MHz						
Pulse Width	Period	Number of Pulses	Value (%)	Limit	Result	
N/A	N/A	5	N/A	N/A	N/A	



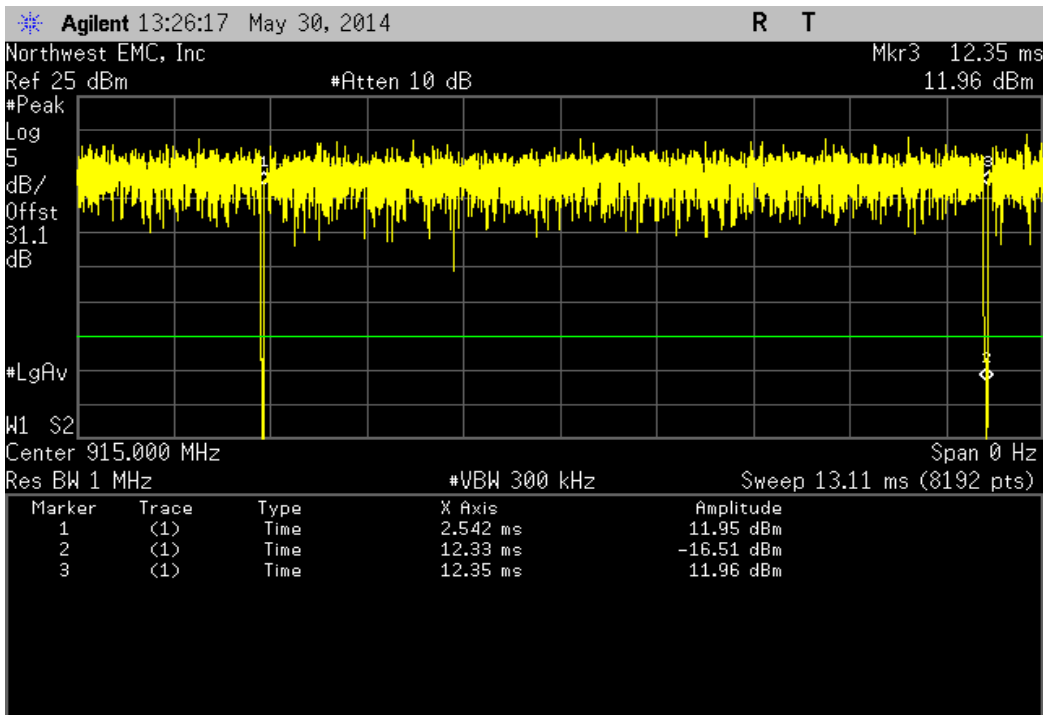
902 MHz - 928 MHz Band, 5MHz Bandwidth , Modulation Type, 64-QAM, Coding Rate, 3/4., Low Channal 11, 905MHz						
Pulse Width	Period	Number of Pulses	Value (%)	Limit	Result	
9.765 mS	9.808 mS	1	99.6	N/A	N/A	



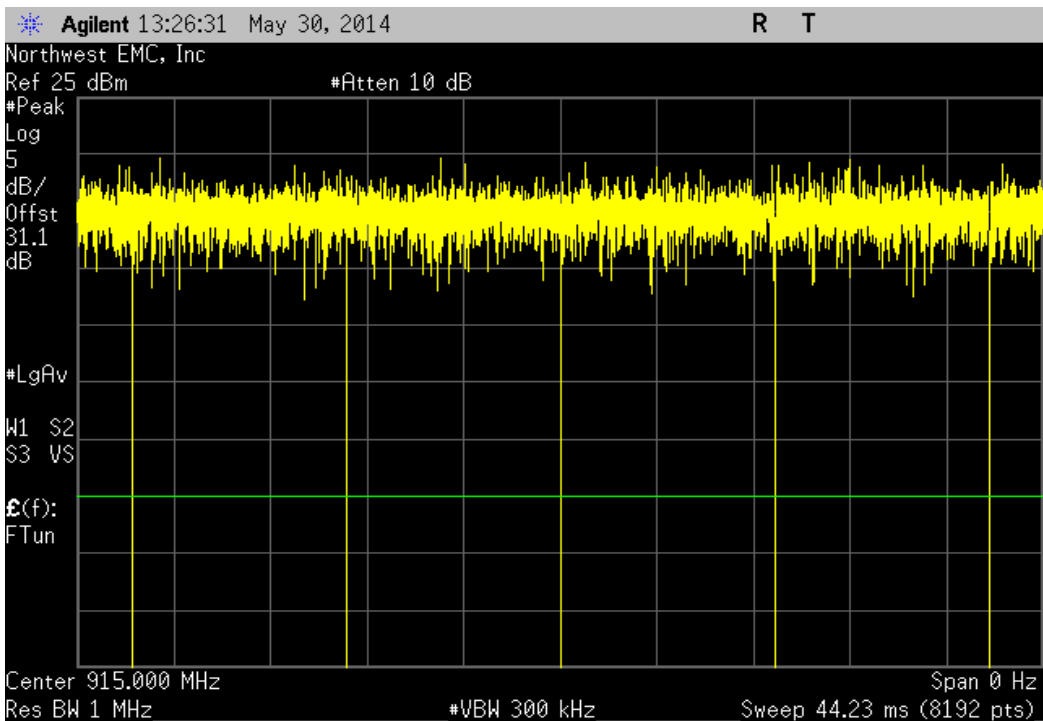
902 MHz - 928 MHz Band, 5MHz Bandwidth , Modulation Type, 64-QAM, Coding Rate, 3/4., Low Channal 11, 905MHz						
Pulse Width	Period	Number of Pulses	Value (%)	Limit	Result	
N/A	N/A	5	N/A	N/A	N/A	



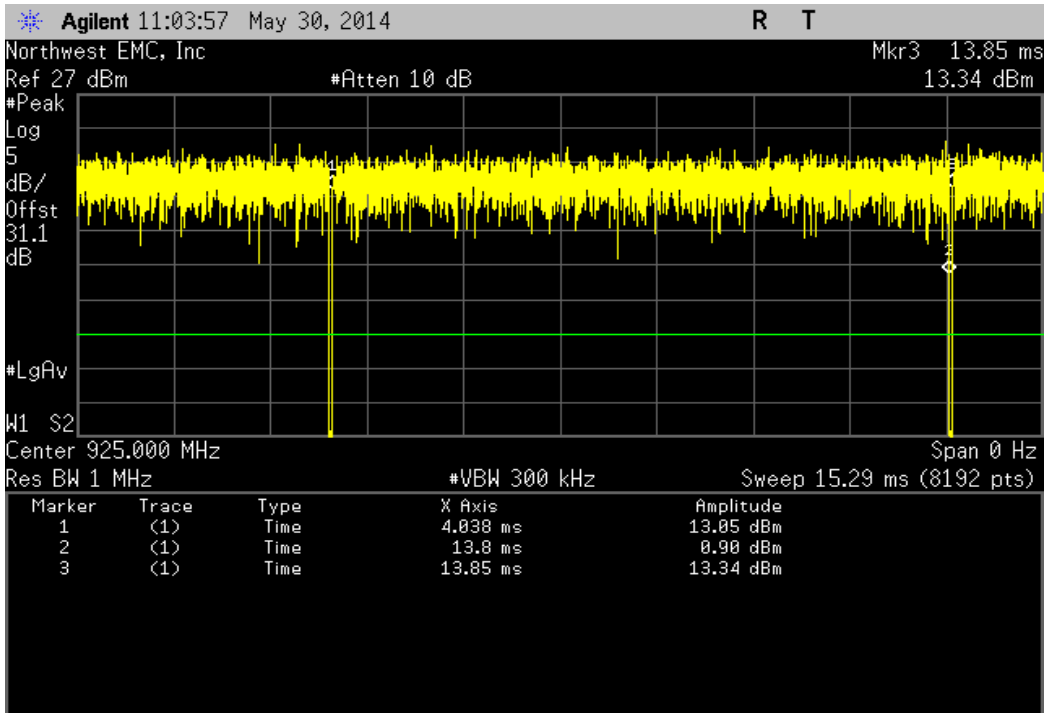
902 MHz - 928 MHz Band, 5MHz Bandwidth , Modulation Type, 64-QAM, Coding Rate, 3/4., Mid Channel 21, 915MHz						
Pulse Width	Period	Number of Pulses	Value (%)	Limit	Result	
9.786 mS	9.81 mS	1	99.8	N/A	N/A	



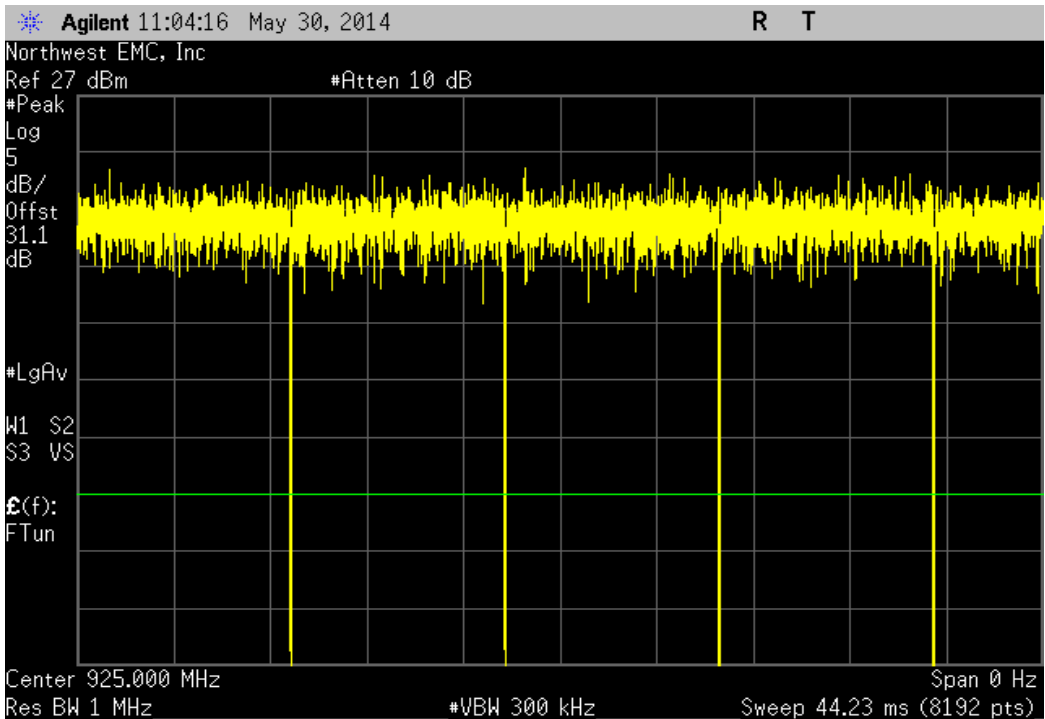
902 MHz - 928 MHz Band, 5MHz Bandwidth , Modulation Type, 64-QAM, Coding Rate, 3/4., Mid Channel 21, 915MHz						
Pulse Width	Period	Number of Pulses	Value (%)	Limit	Result	
N/A	N/A	6	N/A	N/A	N/A	



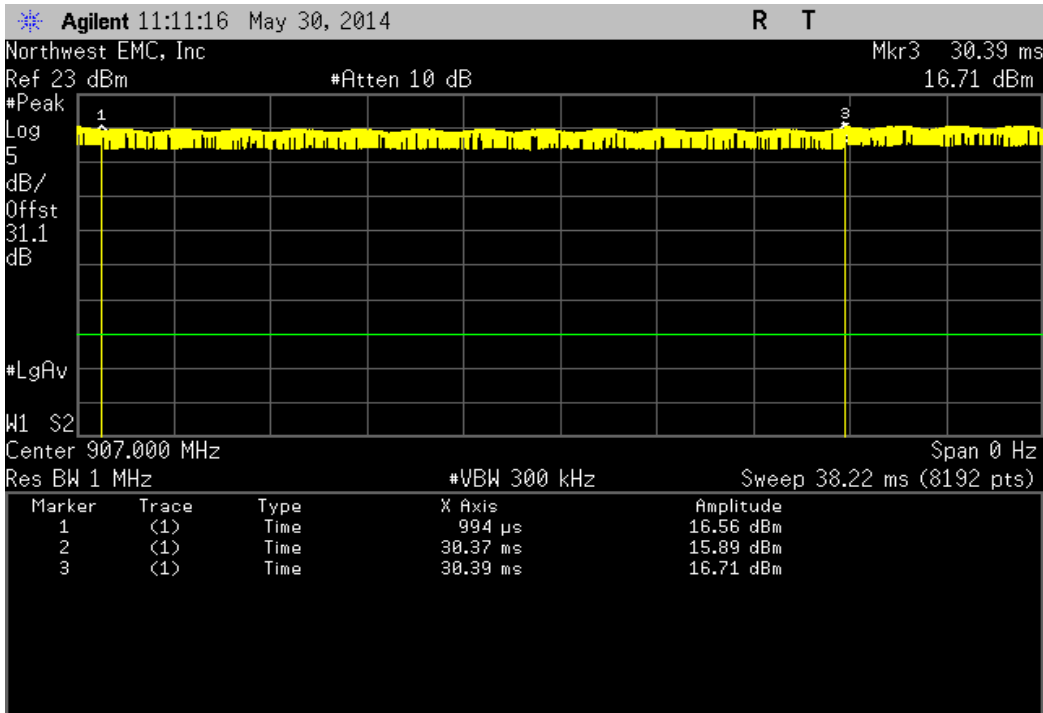
902 MHz - 928 MHz Band, 5MHz Bandwidth , Modulation Type, 64-QAM, Coding Rate, 3/4., High Channel 31, 925MHz						
Pulse Width	Period	Number of Pulses	Value (%)	Limit	Result	
9.759 mS	9.809 mS	1	99.5	N/A	N/A	



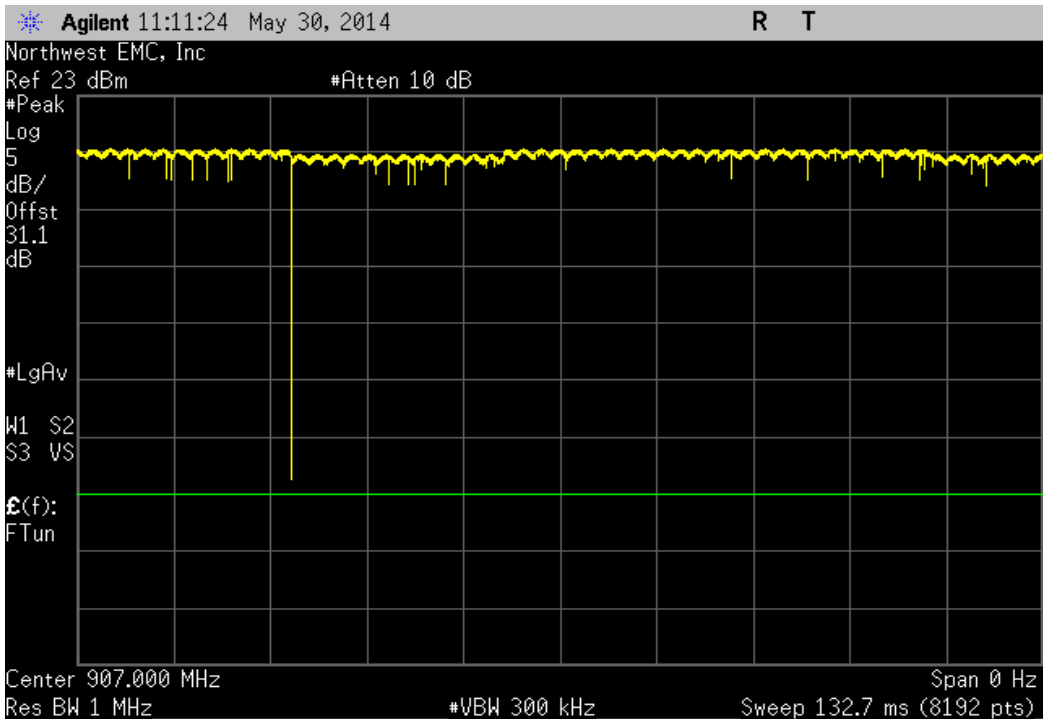
902 MHz - 928 MHz Band, 5MHz Bandwidth , Modulation Type, 64-QAM, Coding Rate, 3/4., High Channel 31, 925MHz						
Pulse Width	Period	Number of Pulses	Value (%)	Limit	Result	
N/A	N/A	5	N/A	N/A	N/A	



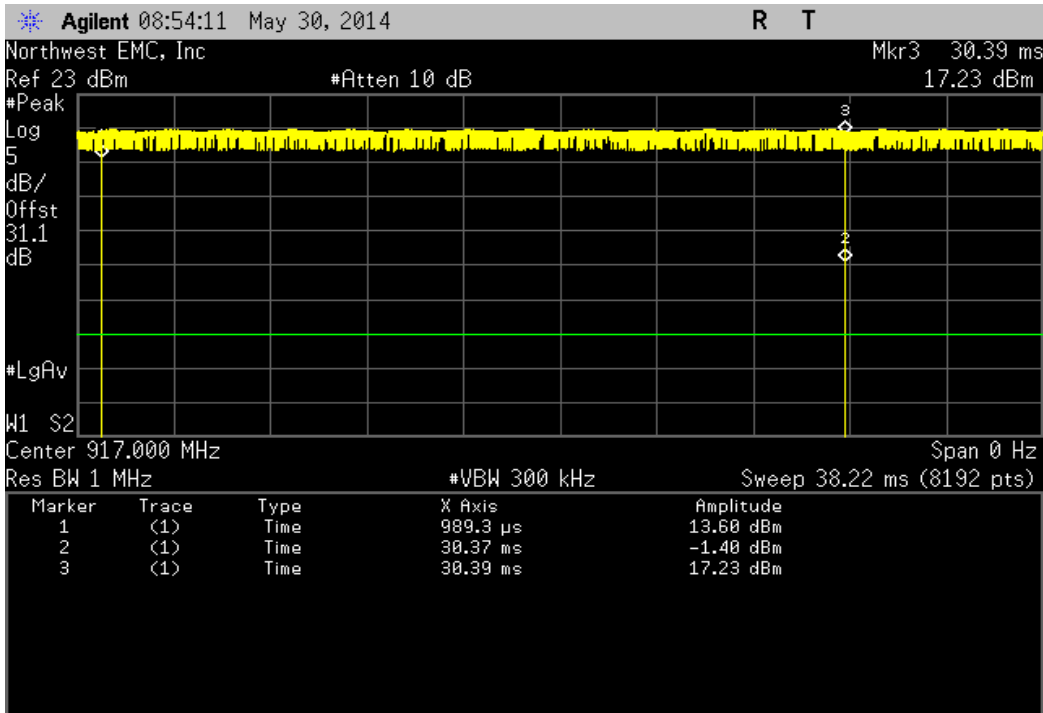
902 MHz - 928 MHz Band, 10MHz Bandwidth , Modulation Type, DBPSK., Low Channel 14, 907MHz						
Pulse Width	Period	Number of Pulses	Value (%)	Limit	Result	
29.377 mS	29.395 mS	1	99.9	N/A	N/A	



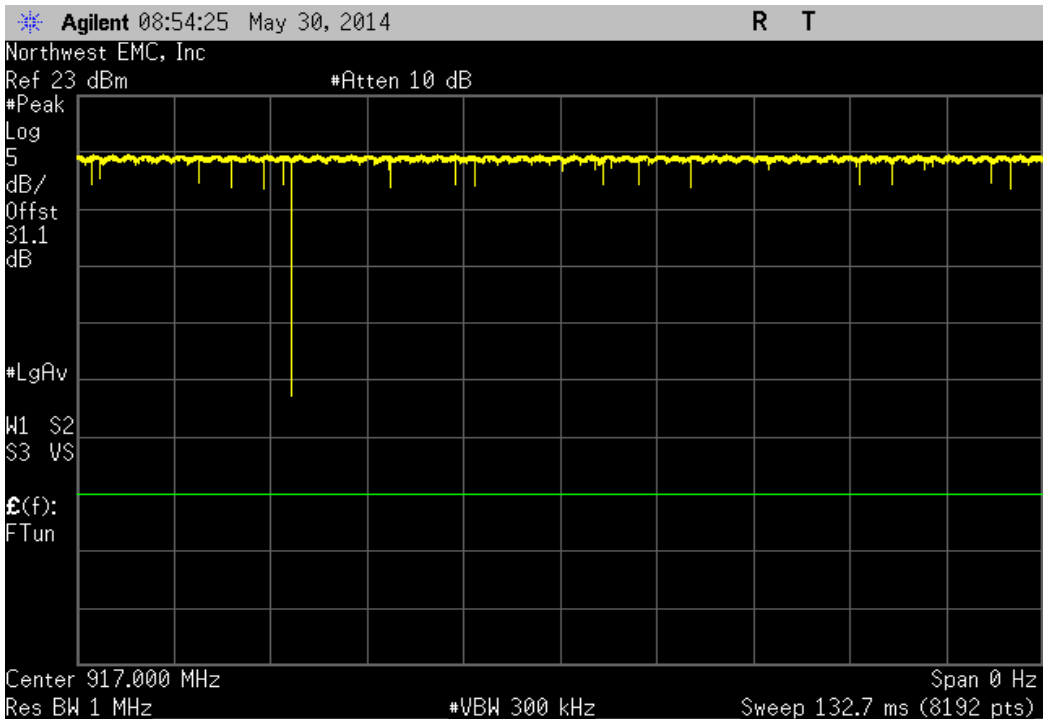
902 MHz - 928 MHz Band, 10MHz Bandwidth , Modulation Type, DBPSK., Low Channel 14, 907MHz						
Pulse Width	Period	Number of Pulses	Value (%)	Limit	Result	
N/A	N/A	1	N/A	N/A	N/A	



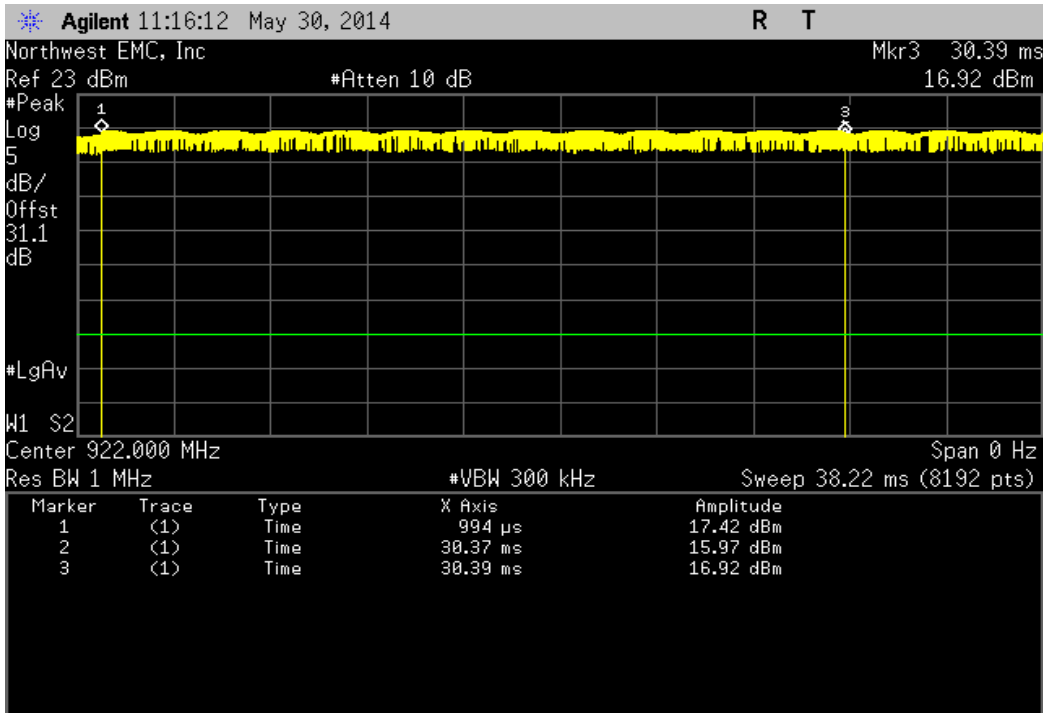
902 MHz - 928 MHz Band, 10MHz Bandwidth , Modulation Type, DBPSK., Mid Channel 24, 917MHz						
Pulse Width	Period	Number of Pulses	Value (%)	Limit	Result	
29.381 mS	29.4 mS	1	99.9	N/A	N/A	



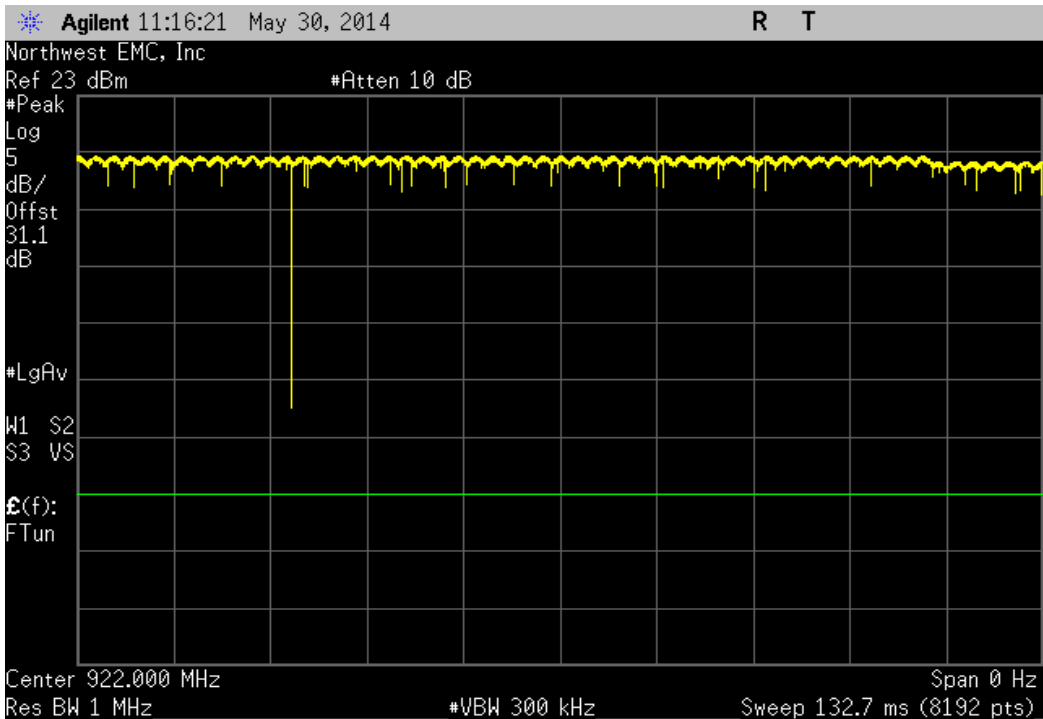
902 MHz - 928 MHz Band, 10MHz Bandwidth , Modulation Type, DBPSK., Mid Channel 24, 917MHz						
Pulse Width	Period	Number of Pulses	Value (%)	Limit	Result	
N/A	N/A	1	N/A	N/A	N/A	



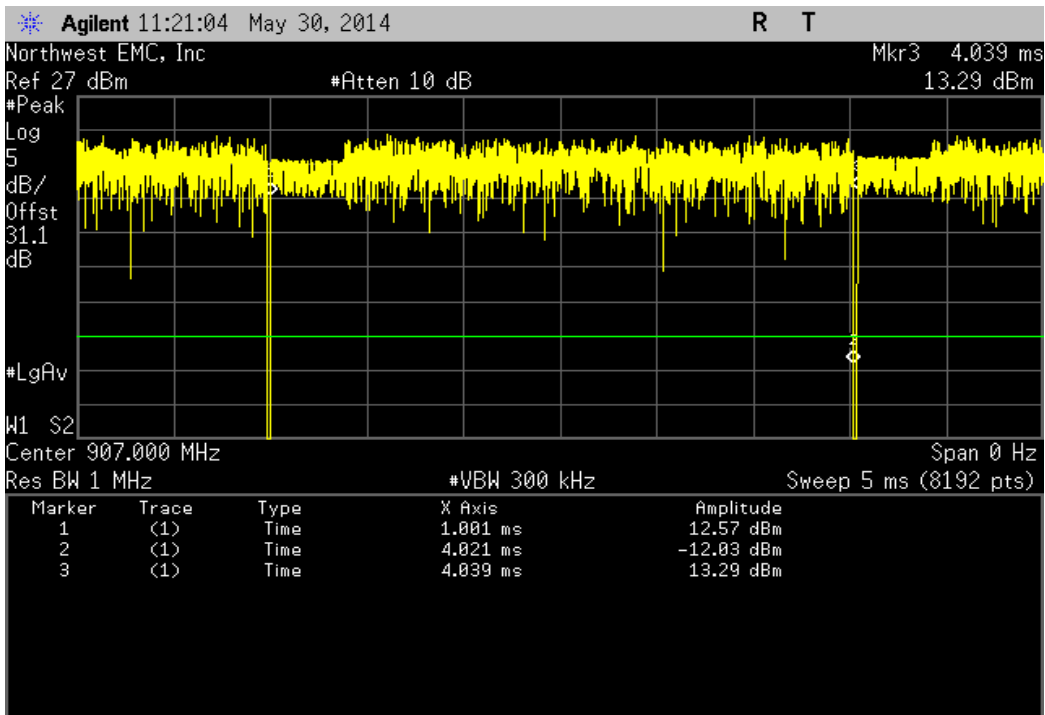
902 MHz - 928 MHz Band, 10MHz Bandwidth , Modulation Type, DBPSK., High Channel 29, 922MHz						
	Pulse Width	Period	Number of Pulses	Value (%)	Limit	Result
	29.377 mS	29.395 mS	1	99.9	N/A	N/A



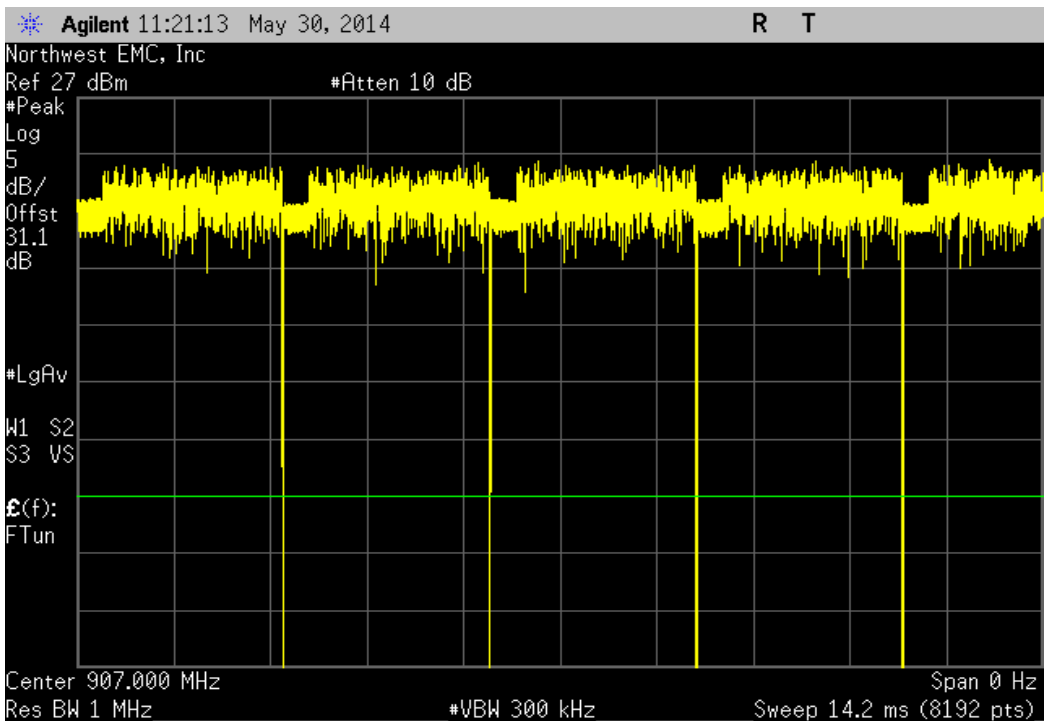
902 MHz - 928 MHz Band, 10MHz Bandwidth , Modulation Type, DBPSK., High Channel 29, 922MHz						
	Pulse Width	Period	Number of Pulses	Value (%)	Limit	Result
	N/A	N/A	1	N/A	N/A	N/A



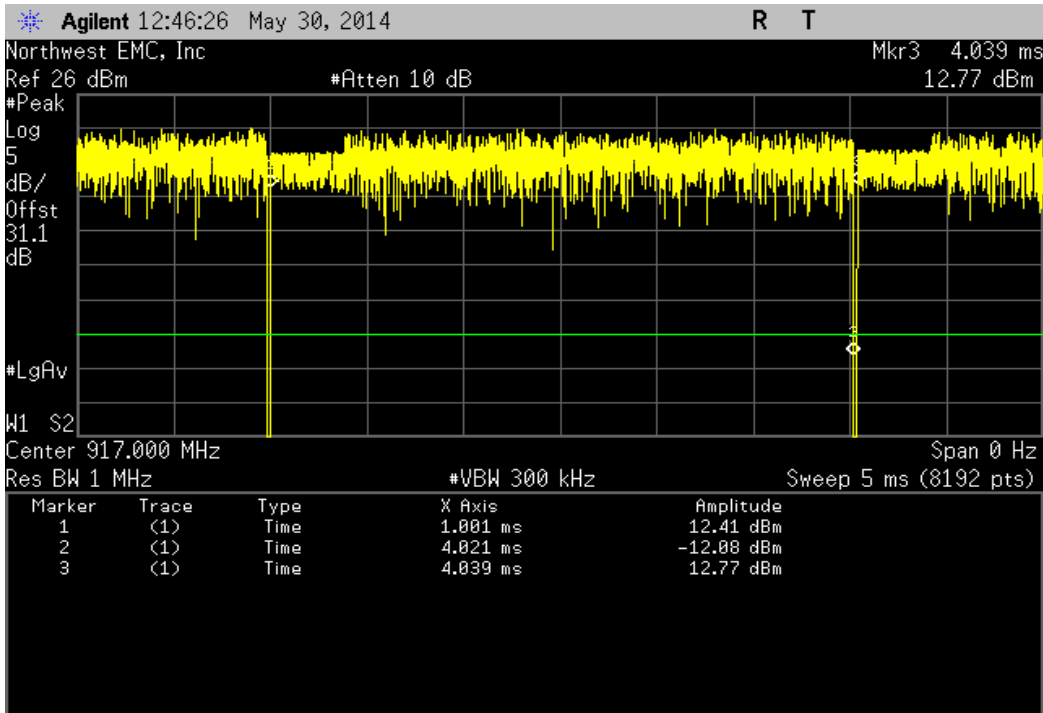
902 MHz - 928 MHz Band, 10MHz Bandwidth , Modulation Type, QPSK., Low Channal 14, 907MHz						
Pulse Width	Period	Number of Pulses	Value (%)	Limit	Result	
3.02 mS	3.039 mS	1	99.4	N/A	N/A	



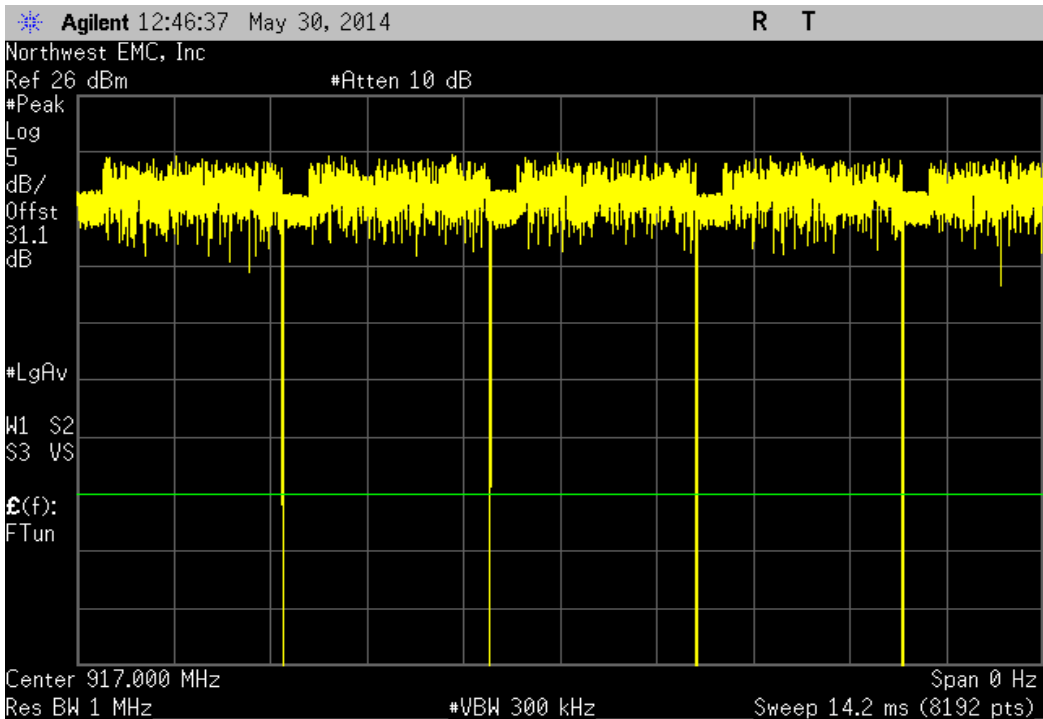
902 MHz - 928 MHz Band, 10MHz Bandwidth , Modulation Type, QPSK., Low Channal 14, 907MHz						
Pulse Width	Period	Number of Pulses	Value (%)	Limit	Result	
N/A	N/A	5	N/A	N/A	N/A	



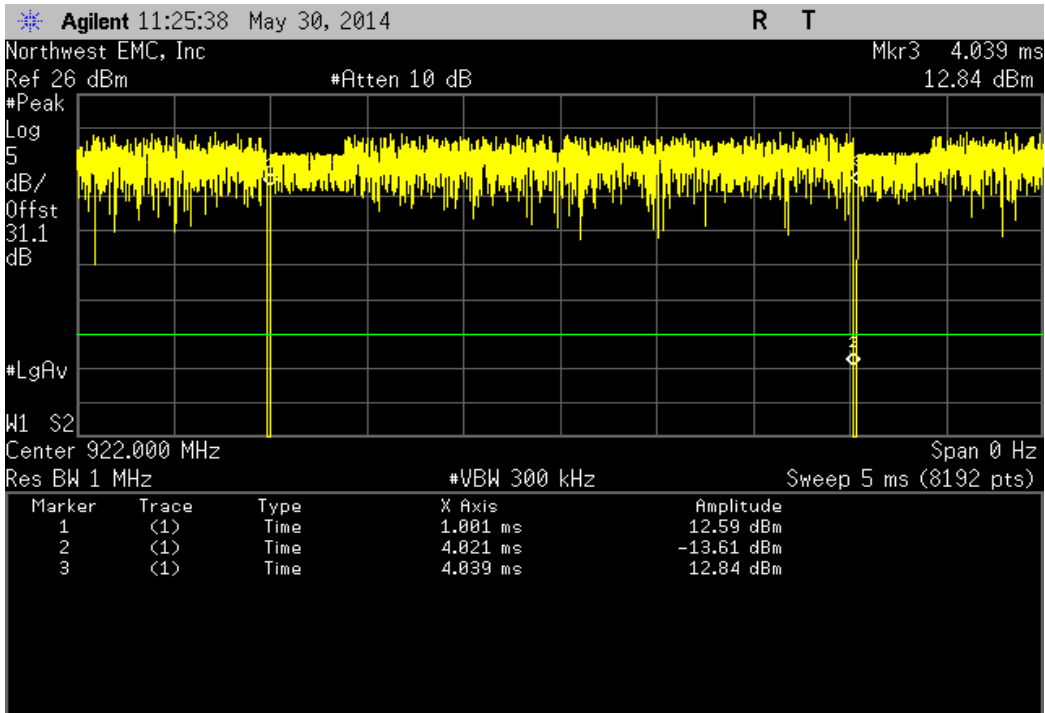
902 MHz - 928 MHz Band, 10MHz Bandwidth , Modulation Type, QPSK., Mid Channel 24, 917MHz						
Pulse Width	Period	Number of Pulses	Value (%)	Limit	Result	
3.02 mS	3.039 mS	1	99.4	N/A	N/A	



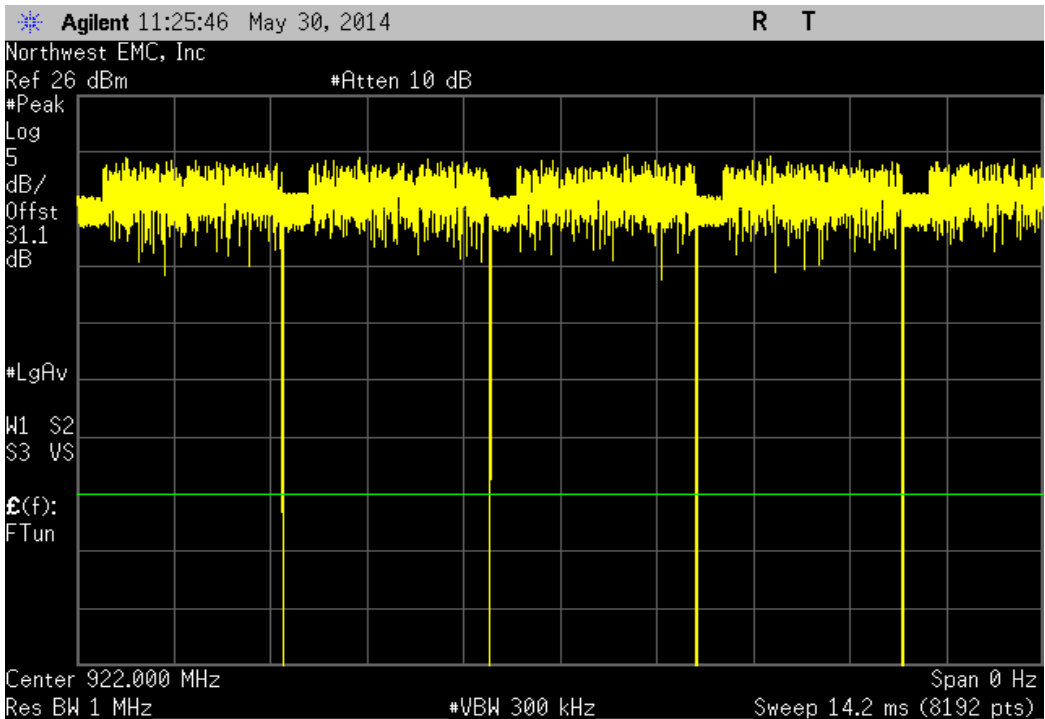
902 MHz - 928 MHz Band, 10MHz Bandwidth , Modulation Type, QPSK., Mid Channel 24, 917MHz						
Pulse Width	Period	Number of Pulses	Value (%)	Limit	Result	
N/A	N/A	5	N/A	N/A	N/A	



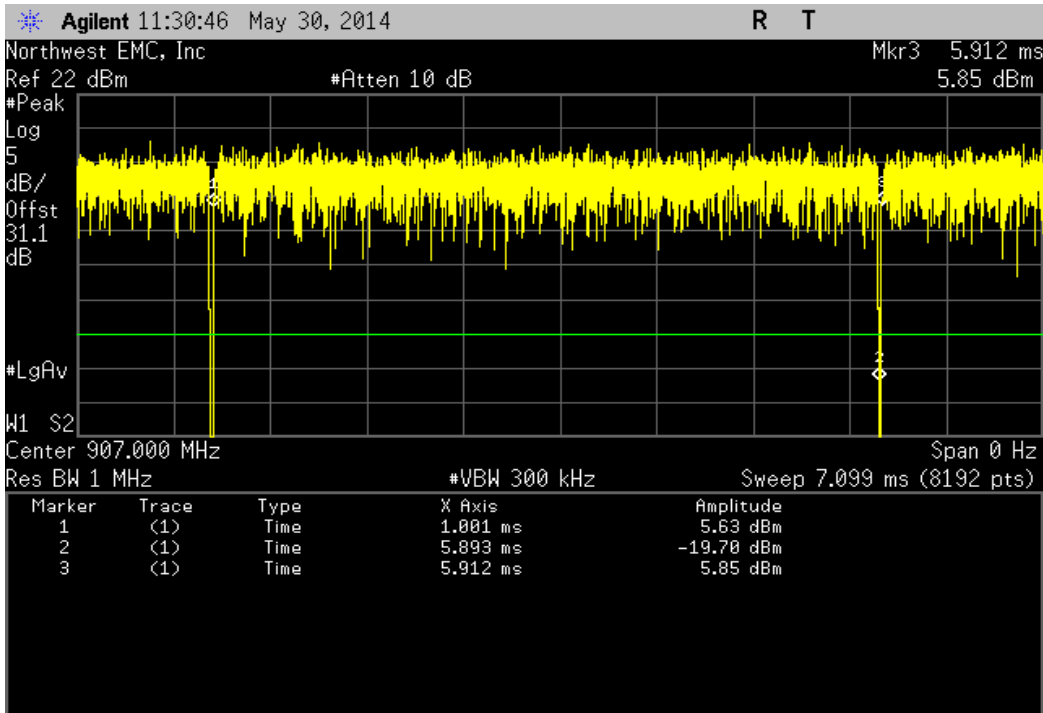
902 MHz - 928 MHz Band, 10MHz Bandwidth, Modulation Type, QPSK., High Channel 29, 922MHz						
Pulse Width	Period	Number of Pulses	Value (%)	Limit	Result	
3.02 mS	3.039 mS	1	99.4	N/A	N/A	



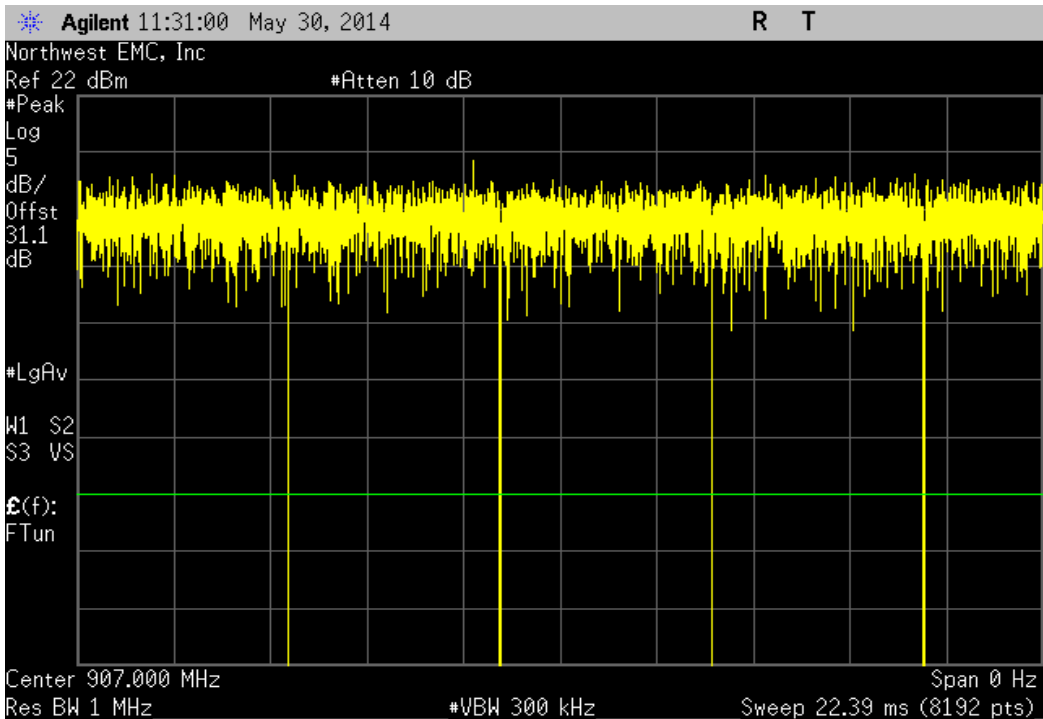
902 MHz - 928 MHz Band, 10MHz Bandwidth, Modulation Type, QPSK., High Channel 29, 922MHz						
Pulse Width	Period	Number of Pulses	Value (%)	Limit	Result	
N/A	N/A	5	N/A	N/A	N/A	



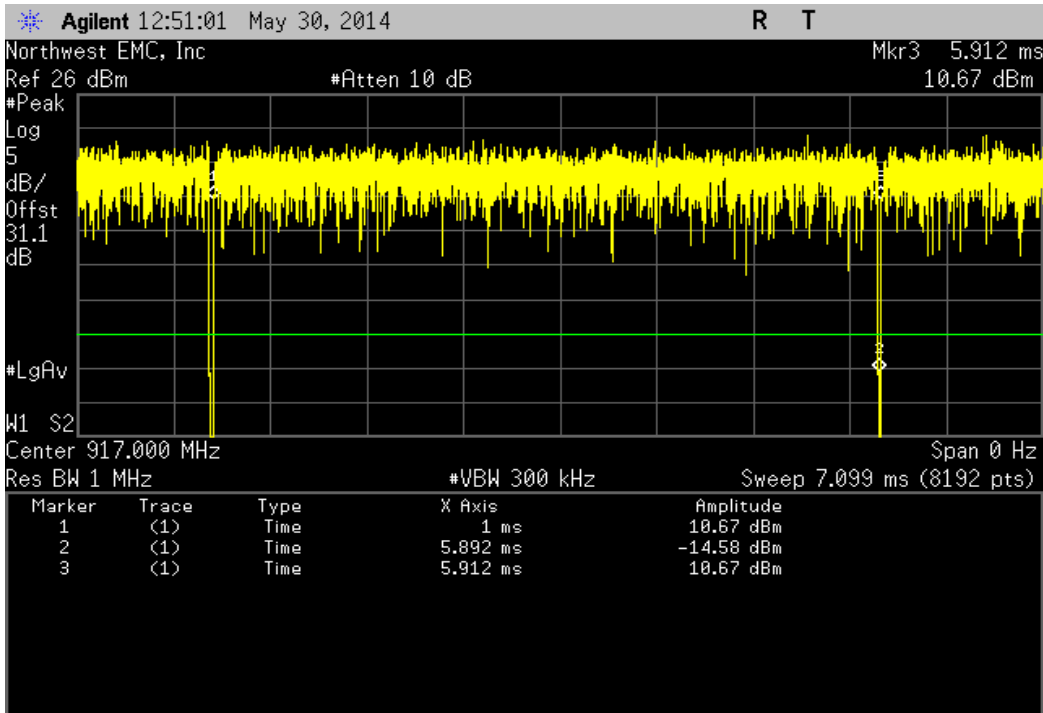
902 MHz - 928 MHz Band, 10MHz Bandwidth, Modulation Type, BPSK, Coding Rate, 1/2, Low Channel 14, 907MHz						
Pulse Width	Period	Number of Pulses	Value (%)	Limit	Result	
4.892 mS	4.911 mS	1	99.6	N/A	N/A	



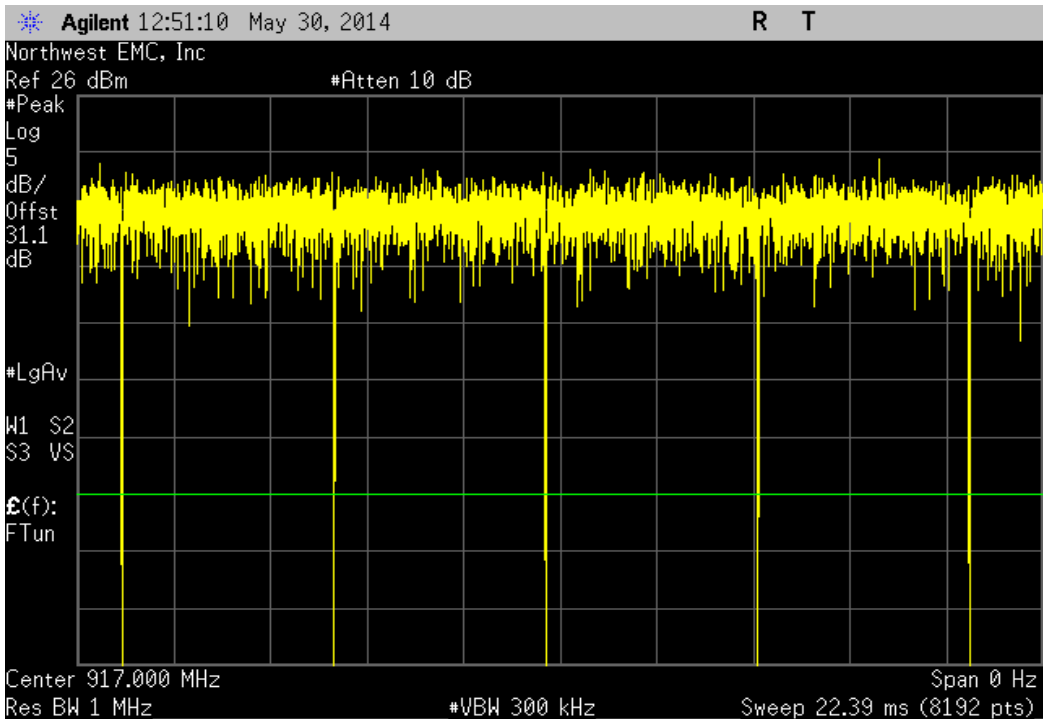
902 MHz - 928 MHz Band, 10MHz Bandwidth, Modulation Type, BPSK, Coding Rate, 1/2, Low Channel 14, 907MHz						
Pulse Width	Period	Number of Pulses	Value (%)	Limit	Result	
N/A	N/A	5	N/A	N/A	N/A	



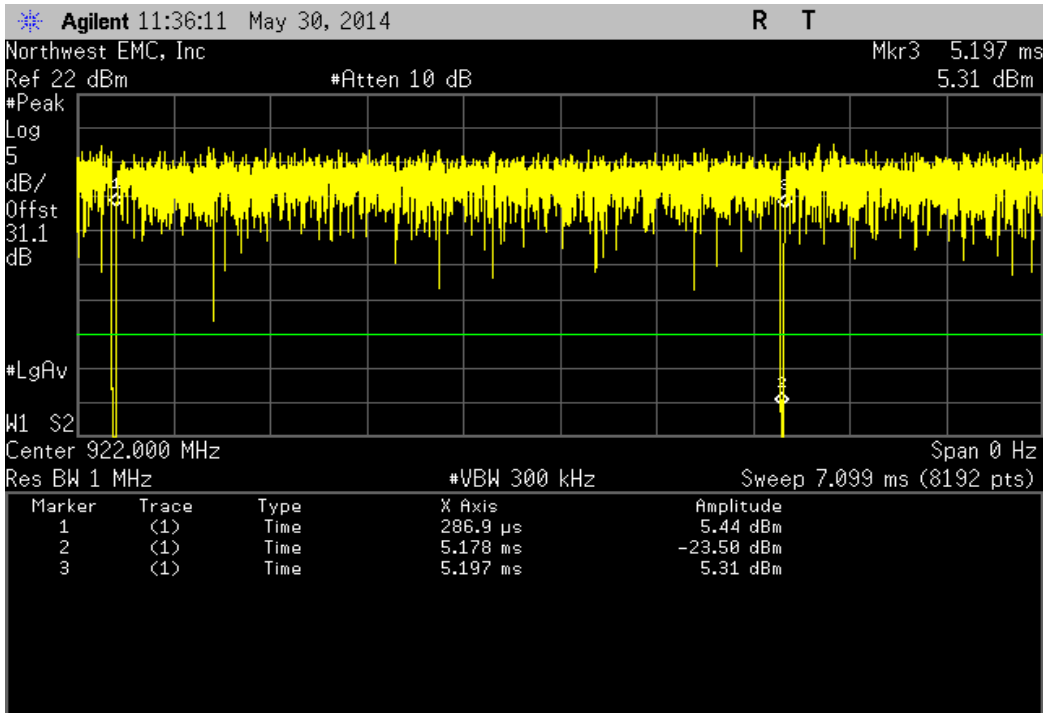
902 MHz - 928 MHz Band, 10MHz Bandwidth , Modulation Type, BPSK, Coding Rate, 1/2, Mid Channel 24, 917MHz						
Pulse Width	Period	Number of Pulses	Value (%)	Limit	Result	
4.892 mS	4.911 mS	1	99.6	N/A	N/A	



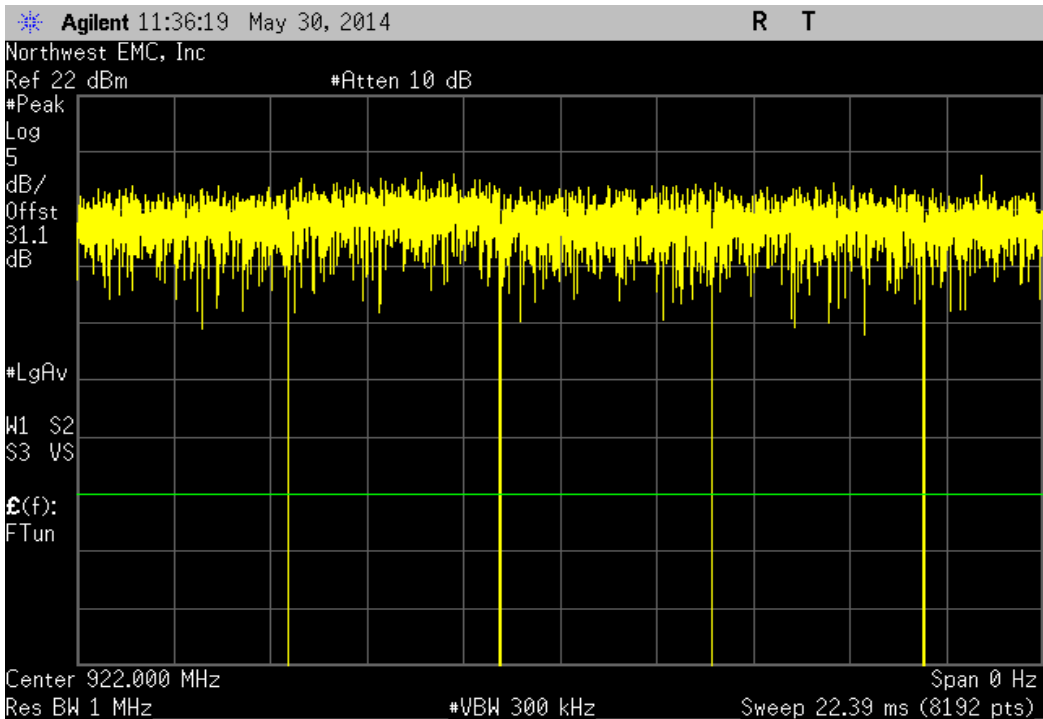
902 MHz - 928 MHz Band, 10MHz Bandwidth , Modulation Type, BPSK, Coding Rate, 1/2, Mid Channel 24, 917MHz						
Pulse Width	Period	Number of Pulses	Value (%)	Limit	Result	
N/A	N/A	6	N/A	N/A	N/A	



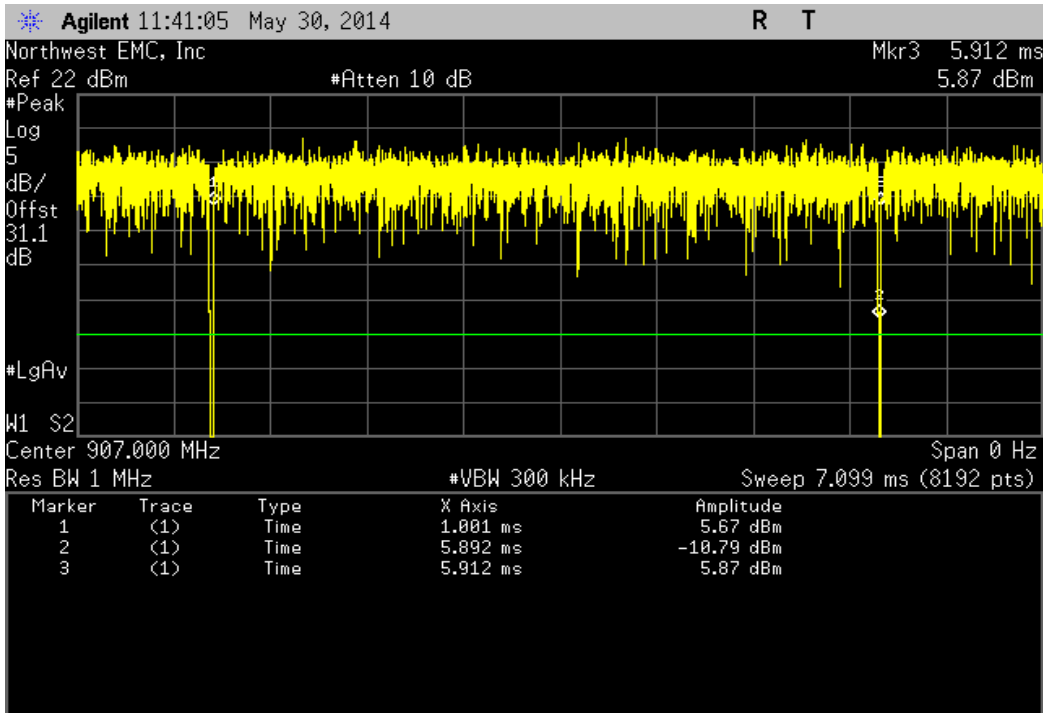
902 MHz - 928 MHz Band, 10MHz Bandwidth, Modulation Type, BPSK, Coding Rate, 1/2, High Channel 29, 922MHz						
Pulse Width	Period	Number of Pulses	Value (%)	Limit	Result	
4.891 mS	4.911 mS	1	99.6	N/A	N/A	



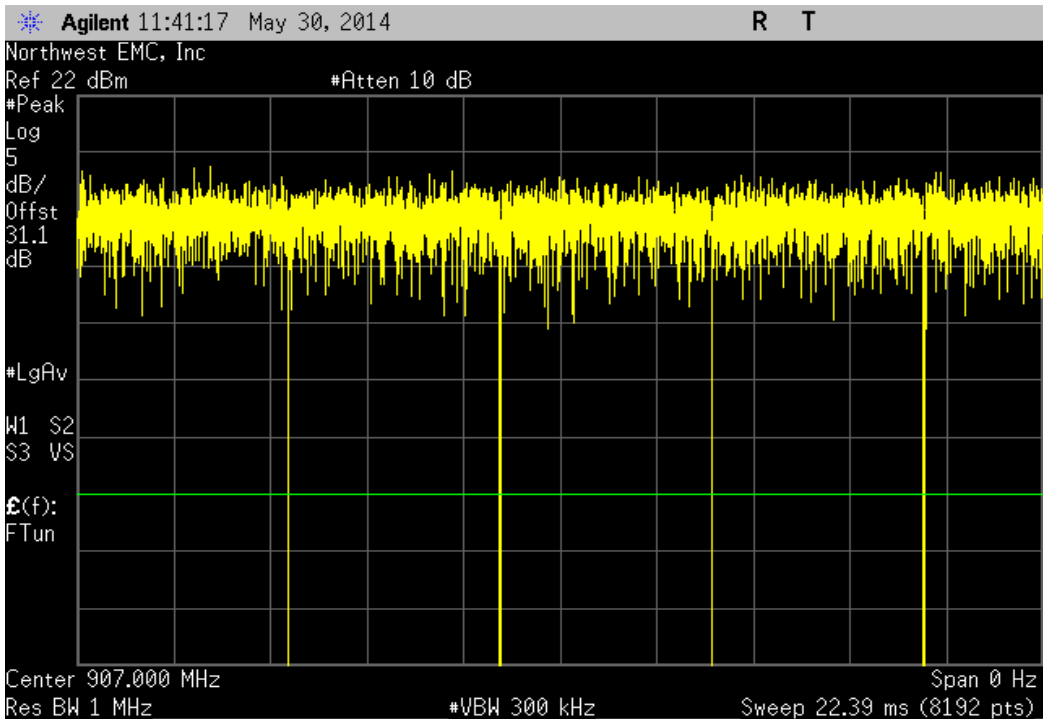
902 MHz - 928 MHz Band, 10MHz Bandwidth, Modulation Type, BPSK, Coding Rate, 1/2, High Channel 29, 922MHz						
Pulse Width	Period	Number of Pulses	Value (%)	Limit	Result	
N/A	N/A	5	N/A	N/A	N/A	



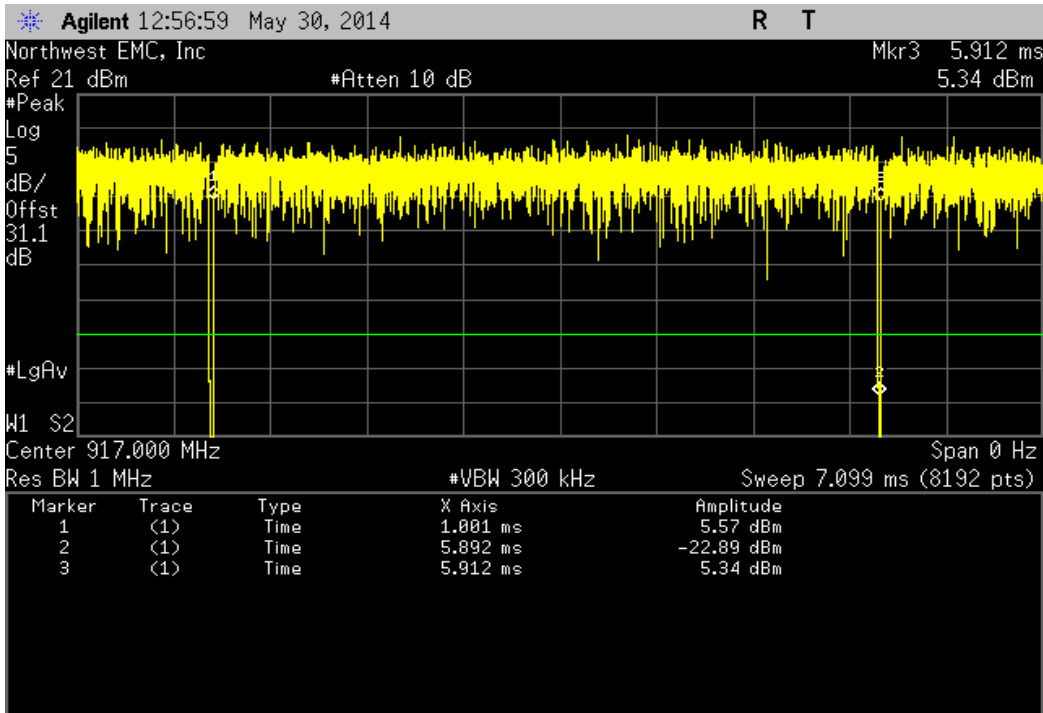
902 MHz - 928 MHz Band, 10MHz Bandwidth , Modulation Type, 16-QAM, Coding Rate, 3/4., Low Channel 14, 907MHz						
Pulse Width	Period	Number of Pulses	Value (%)	Limit	Result	
4.892 mS	4.911 mS	1	99.6	N/A	N/A	



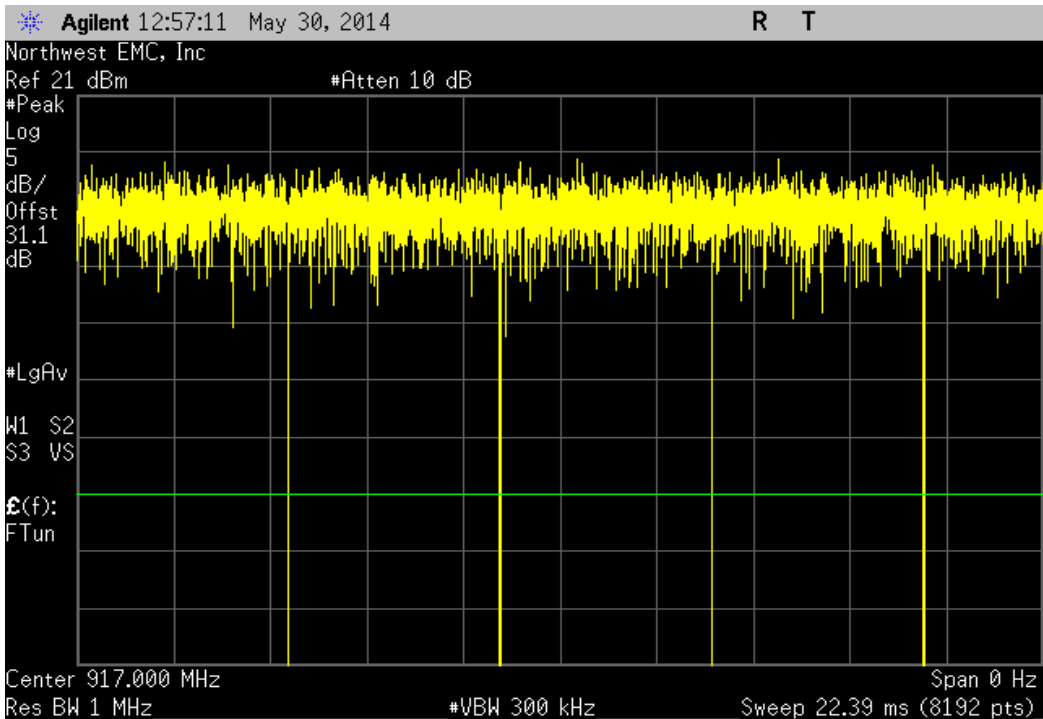
902 MHz - 928 MHz Band, 10MHz Bandwidth , Modulation Type, 16-QAM, Coding Rate, 3/4., Low Channel 14, 907MHz						
Pulse Width	Period	Number of Pulses	Value (%)	Limit	Result	
N/A	N/A	5	N/A	N/A	N/A	



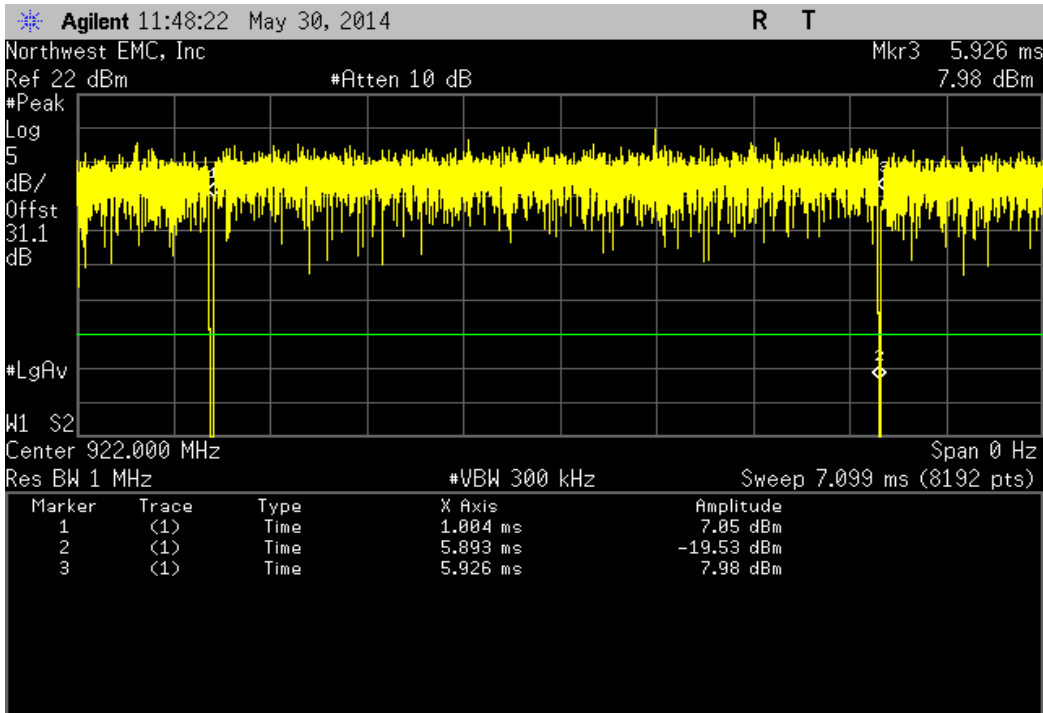
902 MHz - 928 MHz Band, 10MHz Bandwidth , Modulation Type, 16-QAM, Coding Rate, 3/4., Mid Channel 24, 917MHz						
Pulse Width	Period	Number of Pulses	Value (%)	Limit	Result	
4.892 mS	4.911 mS	1	99.6	N/A	N/A	



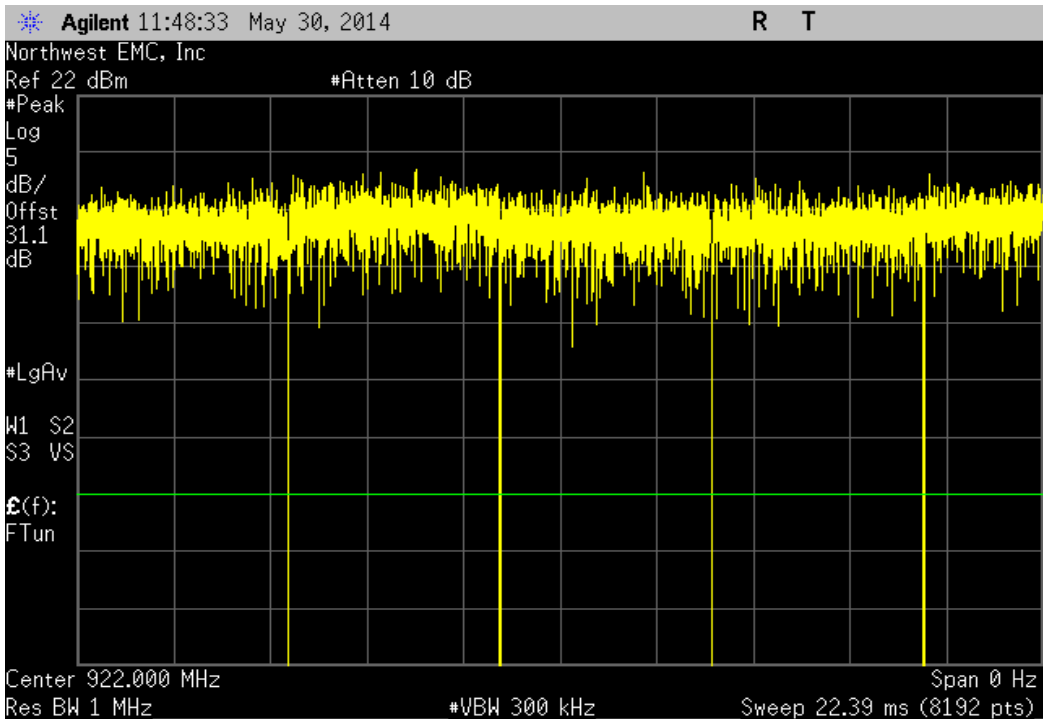
902 MHz - 928 MHz Band, 10MHz Bandwidth , Modulation Type, 16-QAM, Coding Rate, 3/4., Mid Channel 24, 917MHz						
Pulse Width	Period	Number of Pulses	Value (%)	Limit	Result	
N/A	N/A	5	N/A	N/A	N/A	



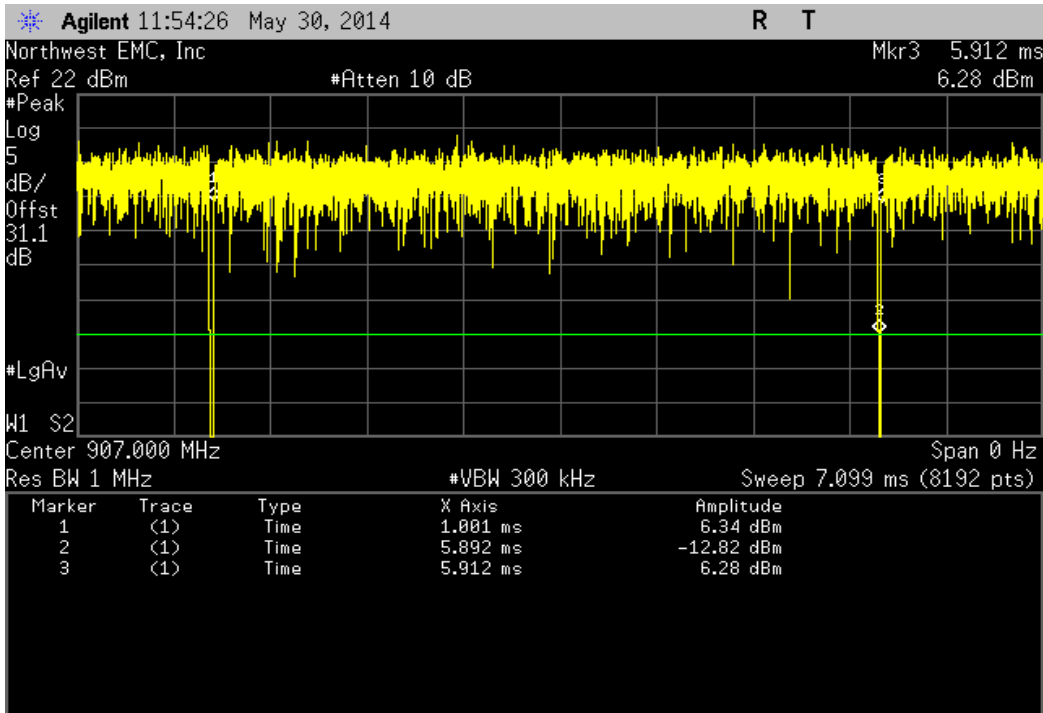
902 MHz - 928 MHz Band, 10MHz Bandwidth , Modulation Type, 16-QAM, Coding Rate, 3/4., High Channel 29, 922MHz						
Pulse Width	Period	Number of Pulses	Value (%)	Limit	Result	
4.889 mS	4.922 mS	1	99.3	N/A	N/A	



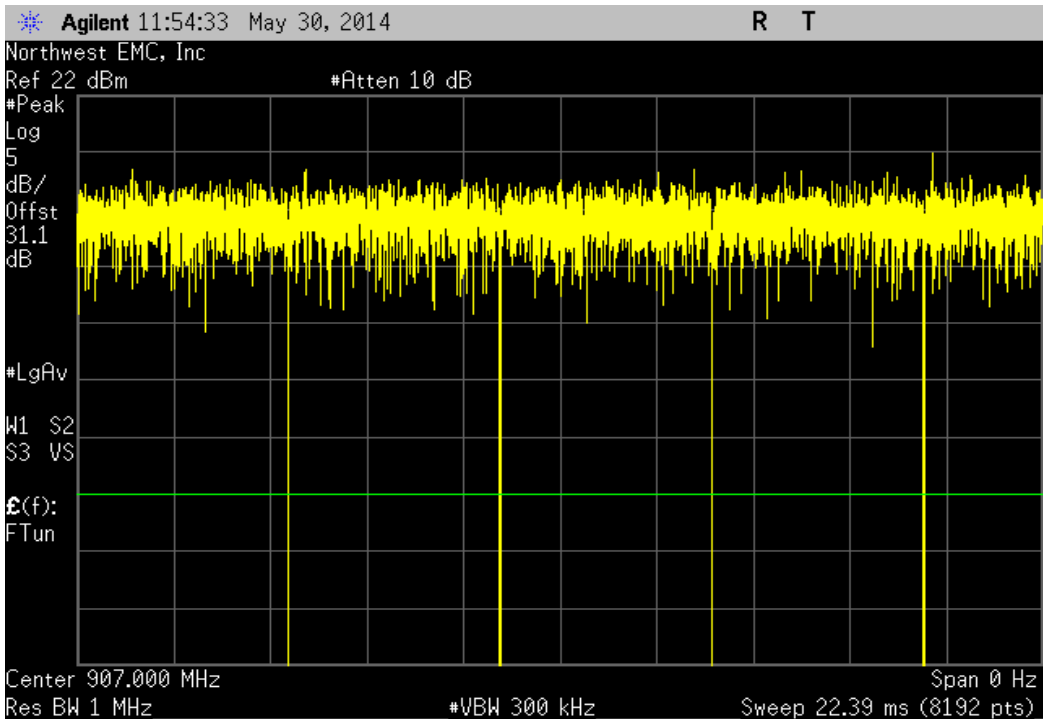
902 MHz - 928 MHz Band, 10MHz Bandwidth , Modulation Type, 16-QAM, Coding Rate, 3/4., High Channel 29, 922MHz						
Pulse Width	Period	Number of Pulses	Value (%)	Limit	Result	
N/A	N/A	5	N/A	N/A	N/A	



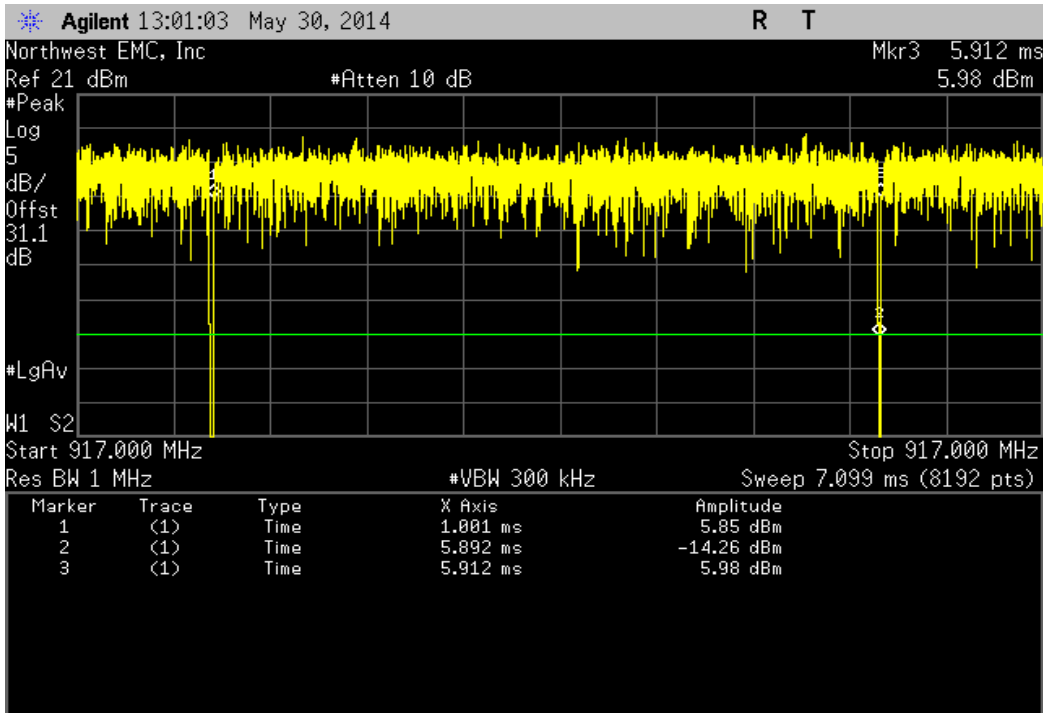
902 MHz - 928 MHz Band, 10MHz Bandwidth , Modulation Type, 64-QAM, Coding Rate, 3/4., Low Channel 14, 907MHz						
Pulse Width	Period	Number of Pulses	Value (%)	Limit	Result	
4.892 mS	4.911 mS	1	99.6	N/A	N/A	



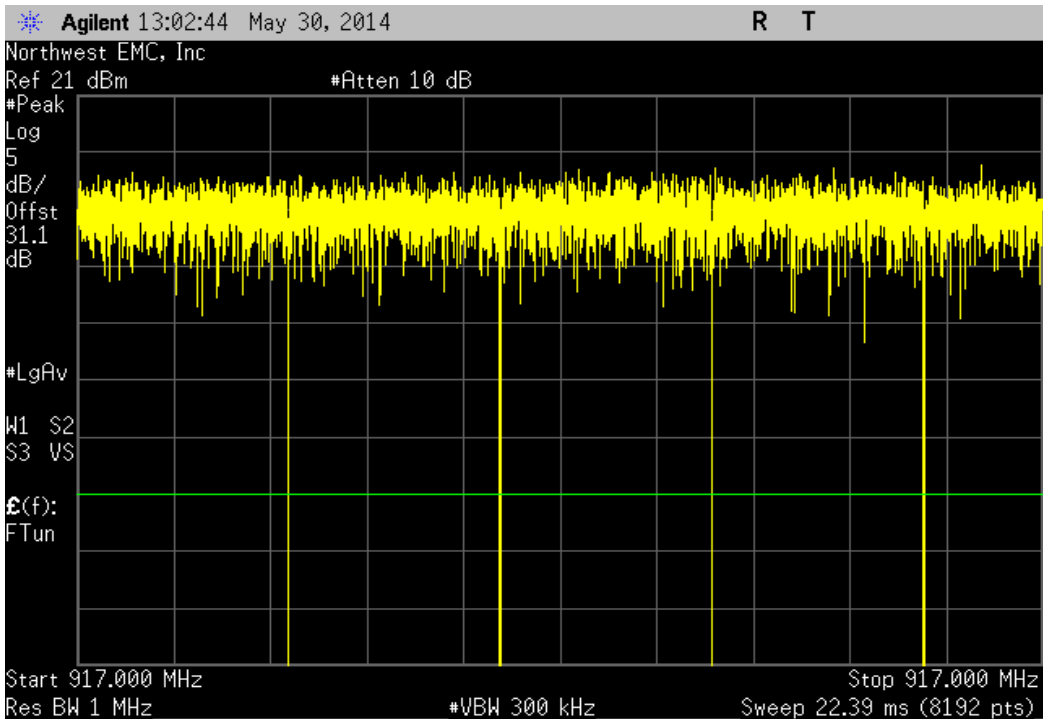
902 MHz - 928 MHz Band, 10MHz Bandwidth , Modulation Type, 64-QAM, Coding Rate, 3/4., Low Channel 14, 907MHz						
Pulse Width	Period	Number of Pulses	Value (%)	Limit	Result	
N/A	N/A	5	N/A	N/A	N/A	



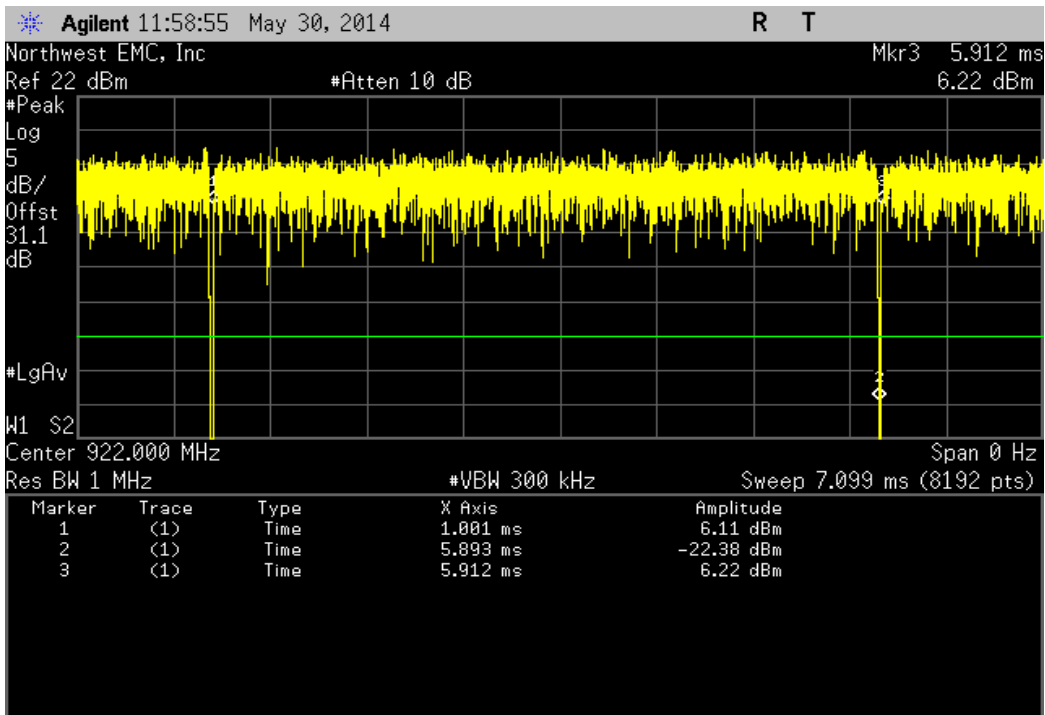
902 MHz - 928 MHz Band, 10MHz Bandwidth, Modulation Type, 64-QAM, Coding Rate, 3/4., Mid Channel 24, 917MHz						
Pulse Width	Period	Number of Pulses	Value (%)	Limit	Result	
4.892 mS	4.911 mS	1	99.6	N/A	N/A	



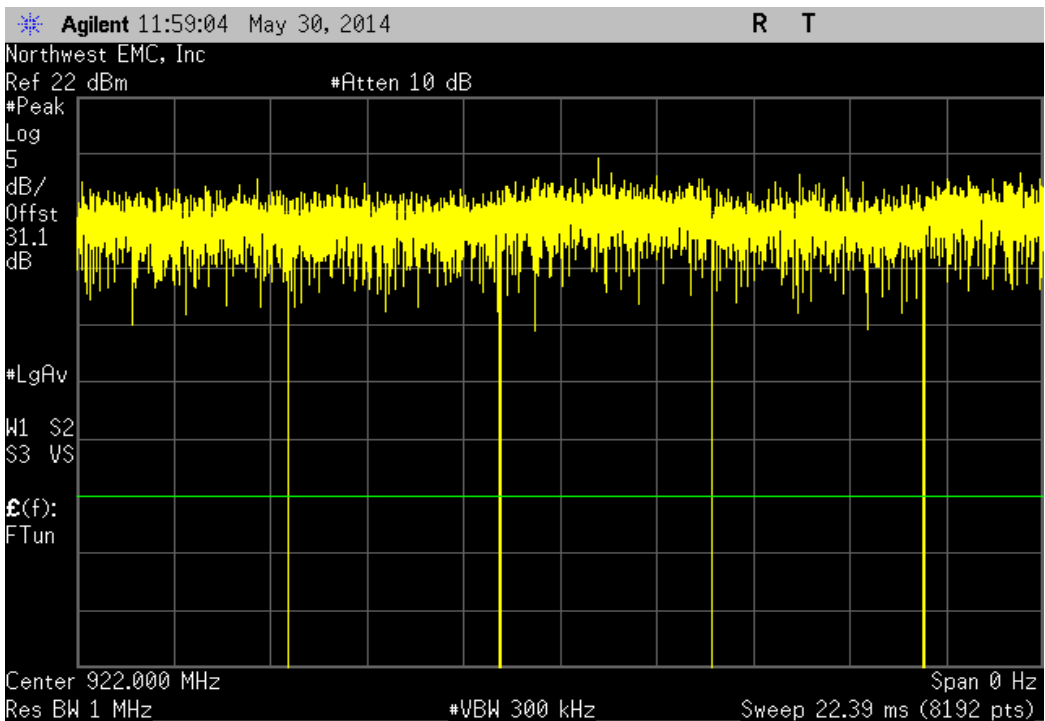
902 MHz - 928 MHz Band, 10MHz Bandwidth, Modulation Type, 64-QAM, Coding Rate, 3/4., Mid Channel 24, 917MHz						
Pulse Width	Period	Number of Pulses	Value (%)	Limit	Result	
N/A	N/A	5	N/A	N/A	N/A	



902 MHz - 928 MHz Band, 10MHz Bandwidth , Modulation Type, 64-QAM, Coding Rate, 3/4., High Channel 29, 922MHz						
Pulse Width	Period	Number of Pulses	Value (%)	Limit	Result	
4.892 mS	4.911 mS	1	99.6	N/A	N/A	



902 MHz - 928 MHz Band, 10MHz Bandwidth , Modulation Type, 64-QAM, Coding Rate, 3/4., High Channel 29, 922MHz						
Pulse Width	Period	Number of Pulses	Value (%)	Limit	Result	
N/A	N/A	5	N/A	N/A	N/A	



OCCUPIED BANDWIDTH

Testing was performed using the mode(s) of operation and configuration(s) noted within the report. The individuals and/or the organization requesting the test provided the modes, configurations and settings used to complete the evaluation. The actual test parameters are specified in the test data, this includes items such as investigated frequency range (scanned) and test levels. The testing methods and performance specifications, as well as the test site used for the evaluation are indicated in the test data.

TEST EQUIPMENT

Description	Manufacturer	Model	ID	Last Cal.	Interval
40GHz DC Block	Miteq	DCB4000	AMD	4/28/2014	12
Attenuator 20 dB, SMA M/F 26GHz	S.M. Electronics	SA26B-20	AUY	7/30/2013	12
EV06 Direct Connect Cable	ESM Cable Corp.	TT	ECA	NCR	0
Attenuator 6 dB, SMA M/F 26GHz	S.M. Electronics	SA26B-6	AUX	7/30/2013	12
Power Meter	Agilent	N1913A	SQR	4/29/2013	36
Power Sensor	Agilent	E9300H	SQO	4/29/2013	36
Spectrum Analyzer	Agilent	E4446A	AAQ	1/21/2014	24
MXG MW Analog Signal Generator 40 Gig	Agilent	N5183A	TID	9/19/2011	36

TEST DESCRIPTION

The 6dB occupied bandwidth was measured using 100 kHz resolution bandwidth and 300 kHz video bandwidth. The 99.9% (approximate 26 dB) emission bandwidth (EBW) was also measured at the same time.

The EUT was set to low, medium and high transmit frequencies. The measurement was made using a direct connection between the RF output of the EUT and the spectrum analyzer. The EUT was transmitting at the data rate(s) listed in the datasheet.



OCCUPIED BANDWIDTH

XMit 2014.02.07
PsaTx 2014.04.01

EUT: WavePoint - 900MHz Radio (W0900-01)		Work Order: FREW0029
Serial Number: 00301A4609FA		Date: 05/30/14
Customer: FreeWave Technologies, Inc.		Temperature: 23.3°C
Attendees: Dean Busch		Humidity: 42%
Project: None		Barometric Pres.: 1013.7
Tested by: Brandon Hobbs	Power: 110VAC/60Hz	Job Site: EV06

TEST SPECIFICATIONS	FCC 15.247:2014	Test Method	ANSI C63.10:2009
---------------------	-----------------	-------------	------------------

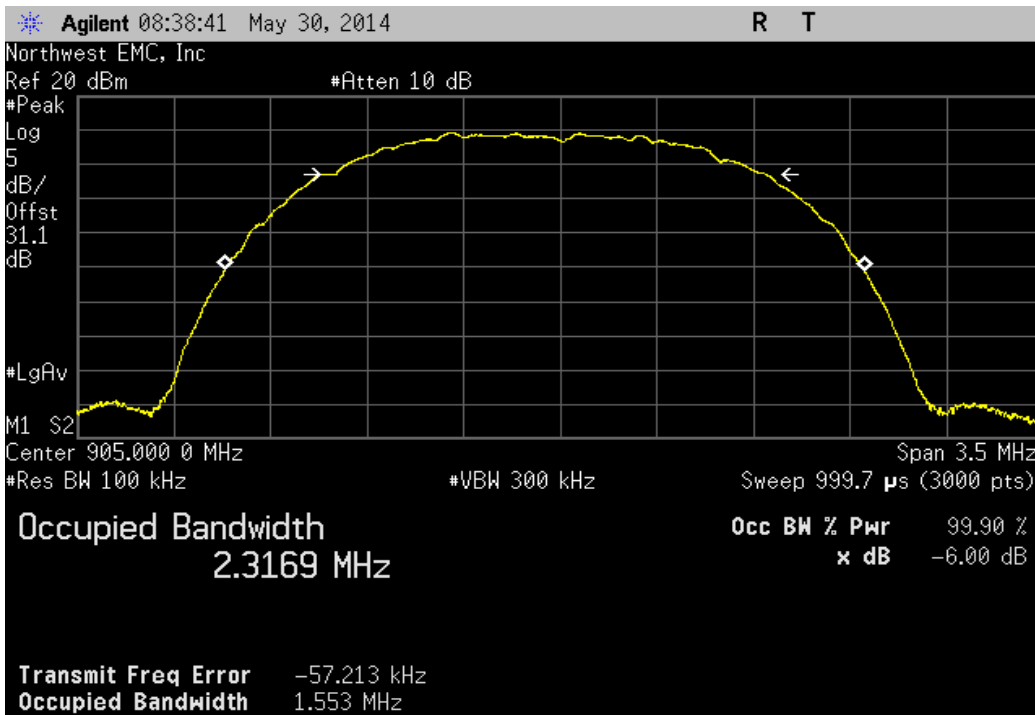
COMMENTS
Please reference the power table for EUT operating power settings used while under test.

DEVIATIONS FROM TEST STANDARD
None

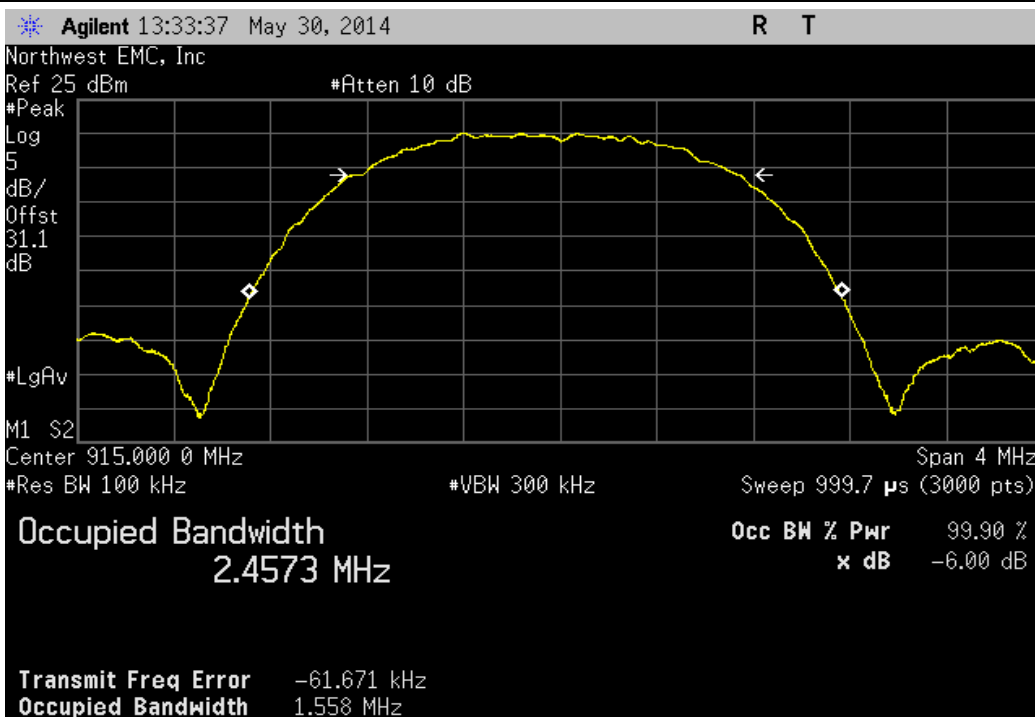
Configuration #	1	Signature	
-----------------	---	-----------	--

	Value	Limit	Result
902 MHz - 928 MHz Band			
2.5MHz Bandwidth			
Modulation Type, DBPSK.			
Low Channel 13, 905MHz	1.553 MHz	> 500 kHz	Pass
Mid Channel 23, 915MHz	1.558 MHz	> 500 kHz	Pass
High Channel 33, 925MHz	1.489 MHz	> 500 kHz	Pass
Modulation Type, QPSK.			
Low Channel 13, 905MHz	1.567 MHz	> 500 kHz	Pass
Mid Channel 23, 915MHz	1.558 MHz	> 500 kHz	Pass
High Channel 33, 925MHz	1.466 MHz	> 500 kHz	Pass
Modulation Type, BPSK, Coding Rate, 1/2			
Low Channel 13, 905MHz	2.077 MHz	> 500 kHz	Pass
Mid Channel 23, 915MHz	2.097 MHz	> 500 kHz	Pass
High Channel 33, 925MHz	2.051 MHz	> 500 kHz	Pass
Modulation Type, 16-QAM, Coding Rate, 3/4.			
Low Channel 13, 905MHz	2.115 MHz	> 500 kHz	Pass
Mid Channel 23, 915MHz	2.072 MHz	> 500 kHz	Pass
High Channel 33, 925MHz	2.056 MHz	> 500 kHz	Pass
Modulation Type, 64-QAM, Coding Rate, 3/4.			
Low Channel 13, 905MHz	2.092 MHz	> 500 kHz	Pass
Mid Channel 23, 915MHz	2.075 MHz	> 500 kHz	Pass
High Channel 33, 925MHz	2.08 MHz	> 500 kHz	Pass
5MHz Bandwidth			
Modulation Type, DBPSK.			
Low Channel 11, 905MHz	3.067 MHz	> 500 kHz	Pass
Mid Channel 21, 915MHz	3.112 MHz	> 500 kHz	Pass
High Channel 31, 925MHz	2.672 MHz	> 500 kHz	Pass
Modulation Type, QPSK.			
Low Channel 11, 905MHz	2.972 MHz	> 500 kHz	Pass
Mid Channel 21, 915MHz	3.062 MHz	> 500 kHz	Pass
High Channel 31, 925MHz	2.572 MHz	> 500 kHz	Pass
Modulation Type, BPSK, Coding Rate, 1/2			
Low Channel 11, 905MHz	4.109 MHz	> 500 kHz	Pass
Mid Channel 21, 915MHz	4.145 MHz	> 500 kHz	Pass
High Channel 31, 925MHz	3.308 MHz	> 500 kHz	Pass
Modulation Type, 16-QAM, Coding Rate, 3/4.			
Low Channel 11, 905MHz	4.103 MHz	> 500 kHz	Pass
Mid Channel 21, 915MHz	4.13 MHz	> 500 kHz	Pass
High Channel 31, 925MHz	3.148 MHz	> 500 kHz	Pass
Modulation Type, 64-QAM, Coding Rate, 3/4.			
Low Channel 11, 905MHz	4.128 MHz	> 500 kHz	Pass
Mid Channel 21, 915MHz	4.138 MHz	> 500 kHz	Pass
High Channel 31, 925MHz	3.394 MHz	> 500 kHz	Pass
10MHz Bandwidth			
Modulation Type, DBPSK.			
Low Channel 14, 907MHz	5.804 MHz	> 500 kHz	Pass
Mid Channel 24, 917MHz	6.122 MHz	> 500 kHz	Pass
High Channel 29, 922MHz	5.803 MHz	> 500 kHz	Pass
Modulation Type, QPSK.			
Low Channel 14, 907MHz	5.905 MHz	> 500 kHz	Pass
Mid Channel 24, 917MHz	5.846 MHz	> 500 kHz	Pass
High Channel 29, 922MHz	5.875 MHz	> 500 kHz	Pass
Modulation Type, BPSK, Coding Rate, 1/2			
Low Channel 14, 907MHz	8.095 MHz	> 500 kHz	Pass
Mid Channel 24, 917MHz	8.284 MHz	> 500 kHz	Pass
High Channel 29, 922MHz	8.029 MHz	> 500 kHz	Pass
Modulation Type, 16-QAM, Coding Rate, 3/4.			
Low Channel 14, 907MHz	8.104 MHz	> 500 kHz	Pass
Mid Channel 24, 917MHz	8.258 MHz	> 500 kHz	Pass
High Channel 29, 922MHz	7.798 MHz	> 500 kHz	Pass
Modulation Type, 64-QAM, Coding Rate, 3/4.			
Low Channel 14, 907MHz	8.143 MHz	> 500 kHz	Pass
Mid Channel 24, 917MHz	8.224 MHz	> 500 kHz	Pass
High Channel 29, 922MHz	7.876 MHz	> 500 kHz	Pass

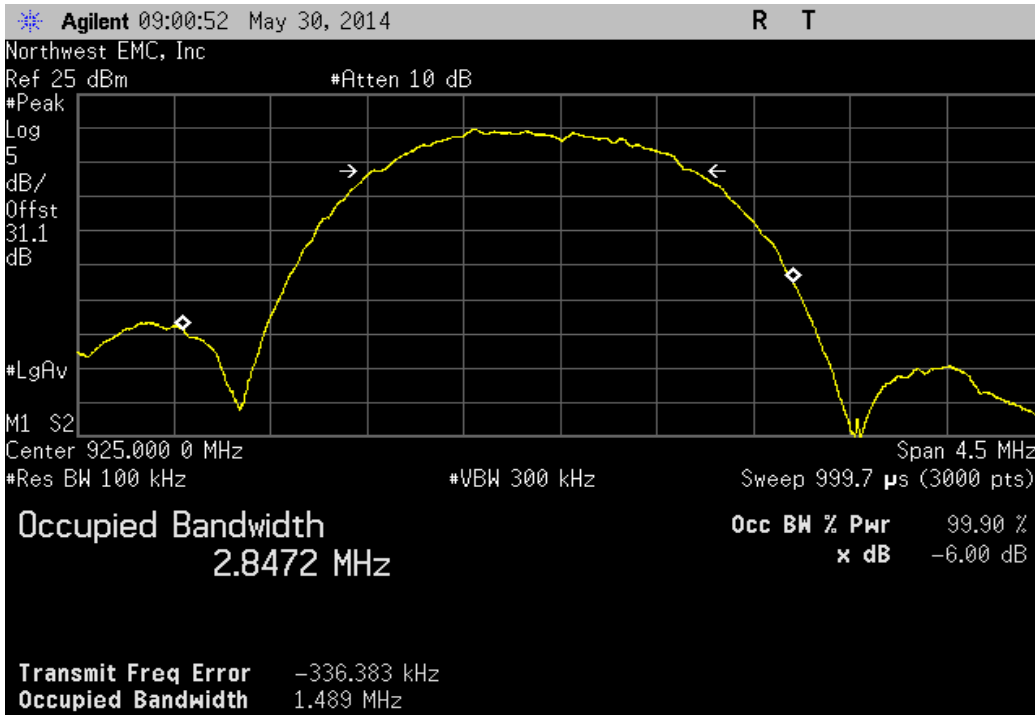
902 MHz - 928 MHz Band, 2.5MHz Bandwidth , Modulation Type, DBPSK., Low Channel 13, 905MHz			
	Value	Limit	Result
	1.553 MHz	> 500 kHz	Pass



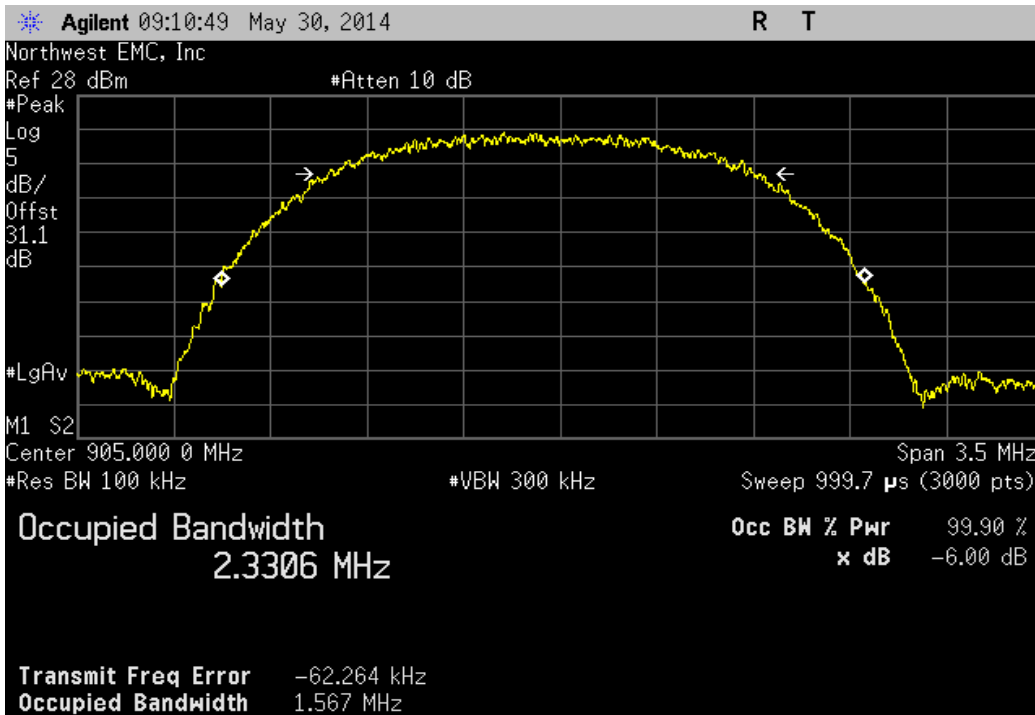
902 MHz - 928 MHz Band, 2.5MHz Bandwidth , Modulation Type, DBPSK., Mid Channel 23, 915MHz			
	Value	Limit	Result
	1.558 MHz	> 500 kHz	Pass



902 MHz - 928 MHz Band, 2.5MHz Bandwidth , Modulation Type, DBPSK., High Channel 33, 925MHz			
	Value	Limit	Result
	1.489 MHz	> 500 kHz	Pass

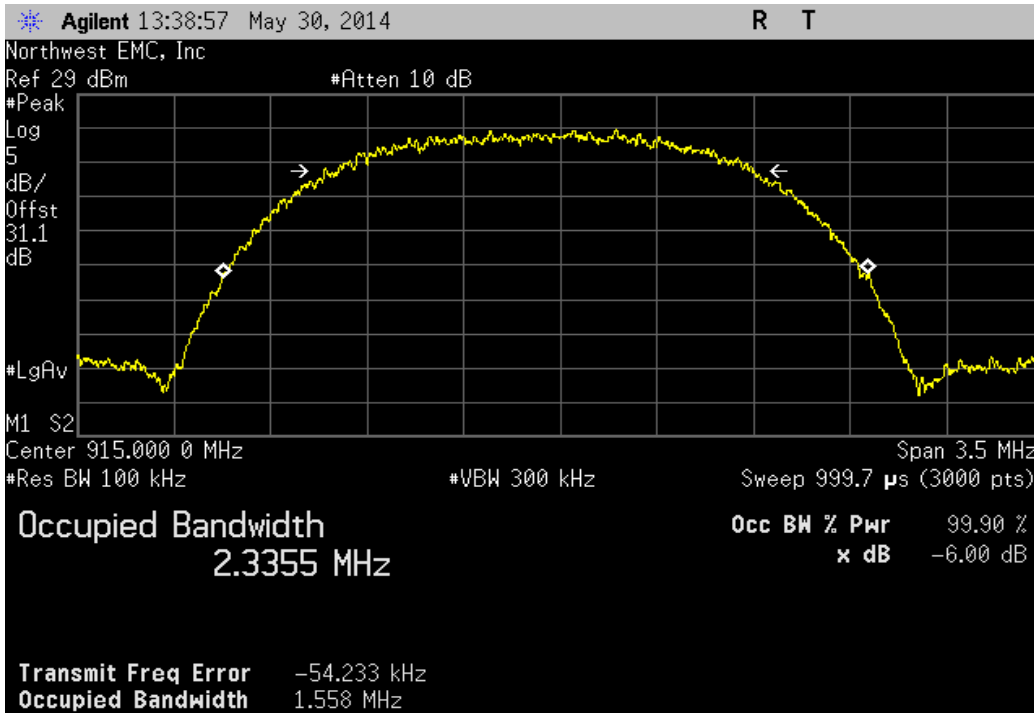


902 MHz - 928 MHz Band, 2.5MHz Bandwidth , Modulation Type, QPSK., Low Channel 13, 905MHz			
	Value	Limit	Result
	1.567 MHz	> 500 kHz	Pass



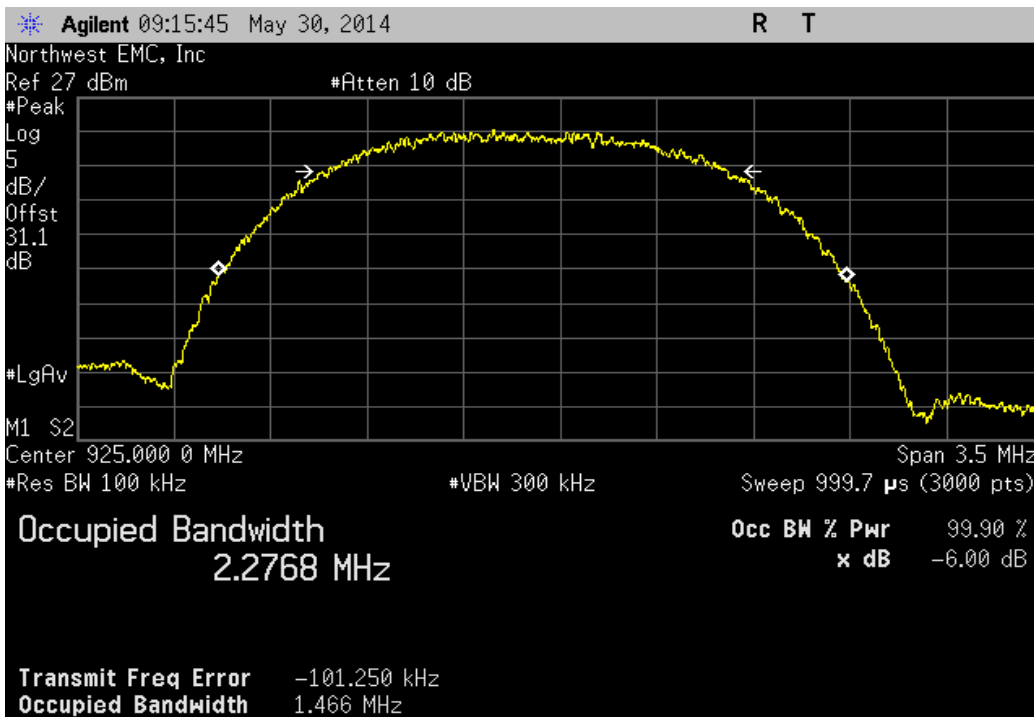
902 MHz - 928 MHz Band, 2.5MHz Bandwidth , Modulation Type, QPSK., Mid Channel 23, 915MHz

Value	Limit	Result
1.558 MHz	> 500 kHz	Pass



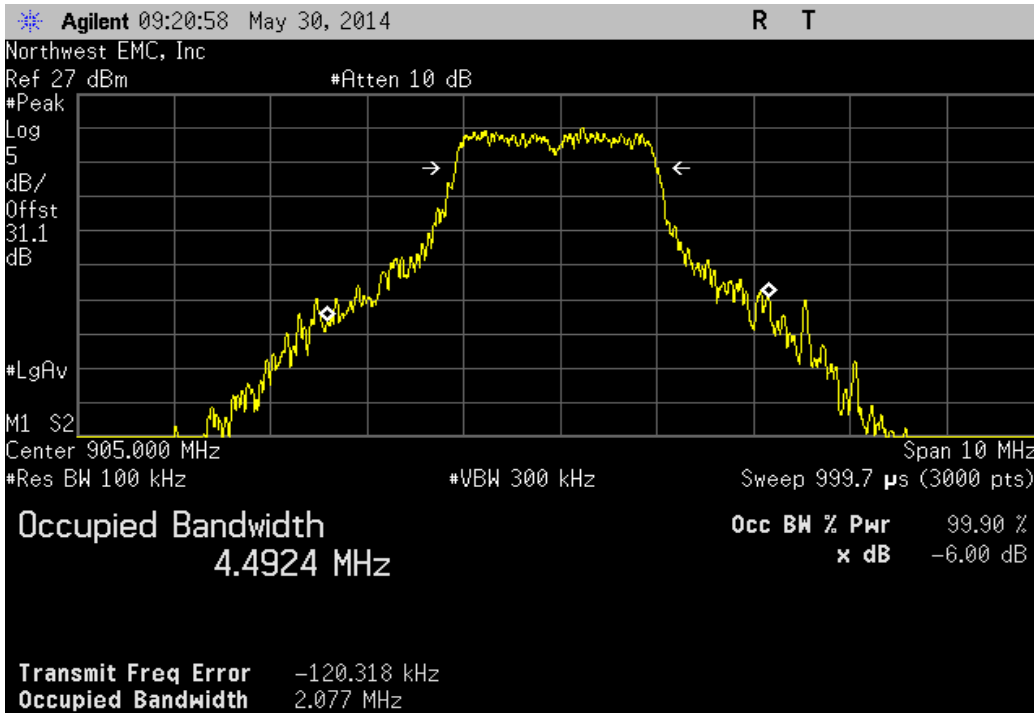
902 MHz - 928 MHz Band, 2.5MHz Bandwidth , Modulation Type, QPSK., High Channel 33, 925MHz

Value	Limit	Result
1.466 MHz	> 500 kHz	Pass



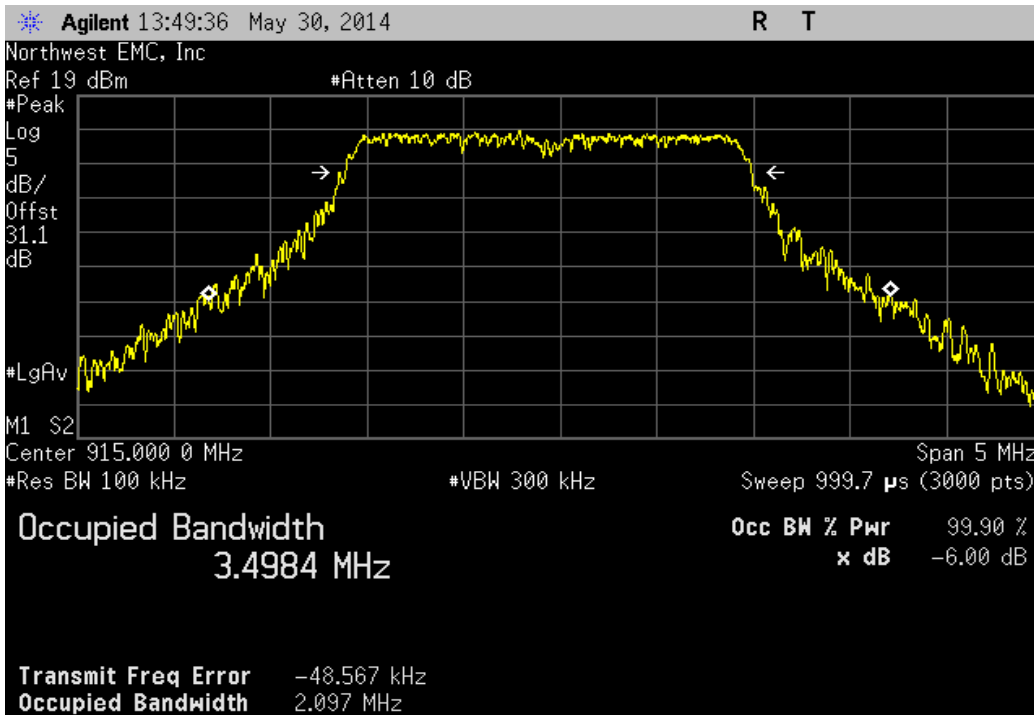
902 MHz - 928 MHz Band, 2.5MHz Bandwidth , Modulation Type, BPSK, Coding Rate, 1/2, Low Channel 13, 905MHz

Value	Limit	Result
2.077 MHz	> 500 kHz	Pass

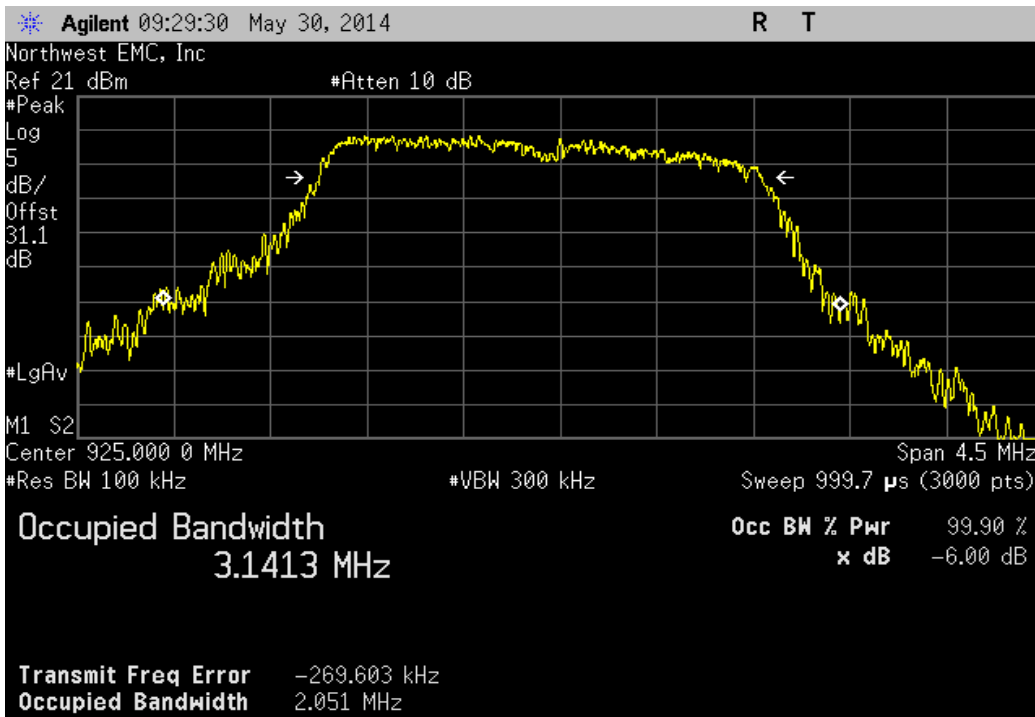


902 MHz - 928 MHz Band, 2.5MHz Bandwidth , Modulation Type, BPSK, Coding Rate, 1/2, Mid Channel 23, 915MHz

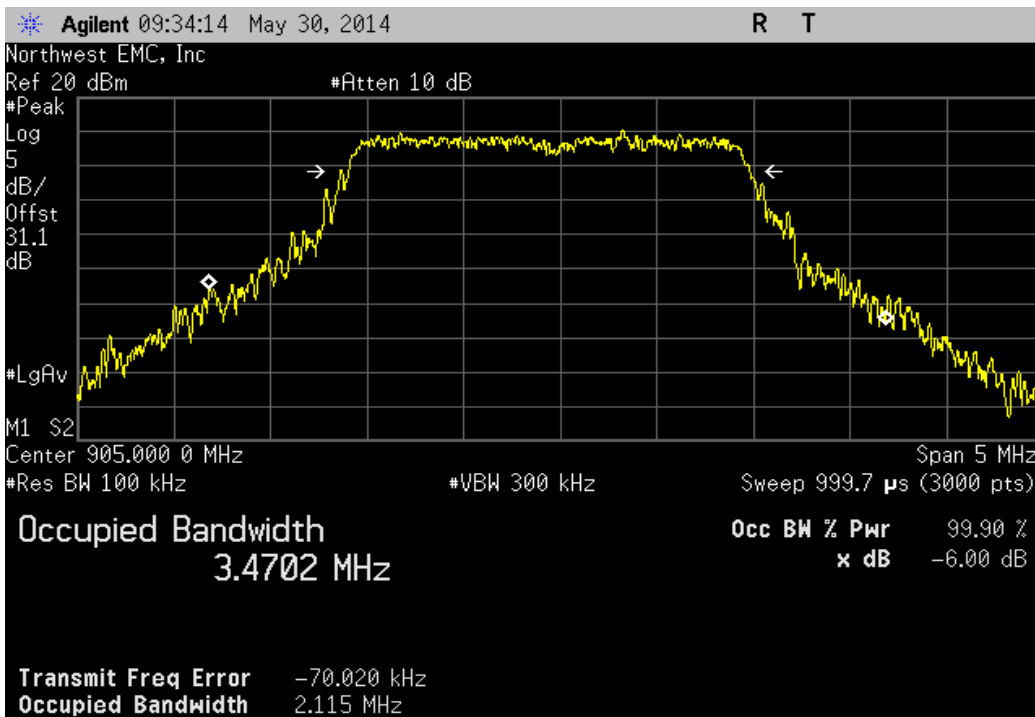
Value	Limit	Result
2.097 MHz	> 500 kHz	Pass



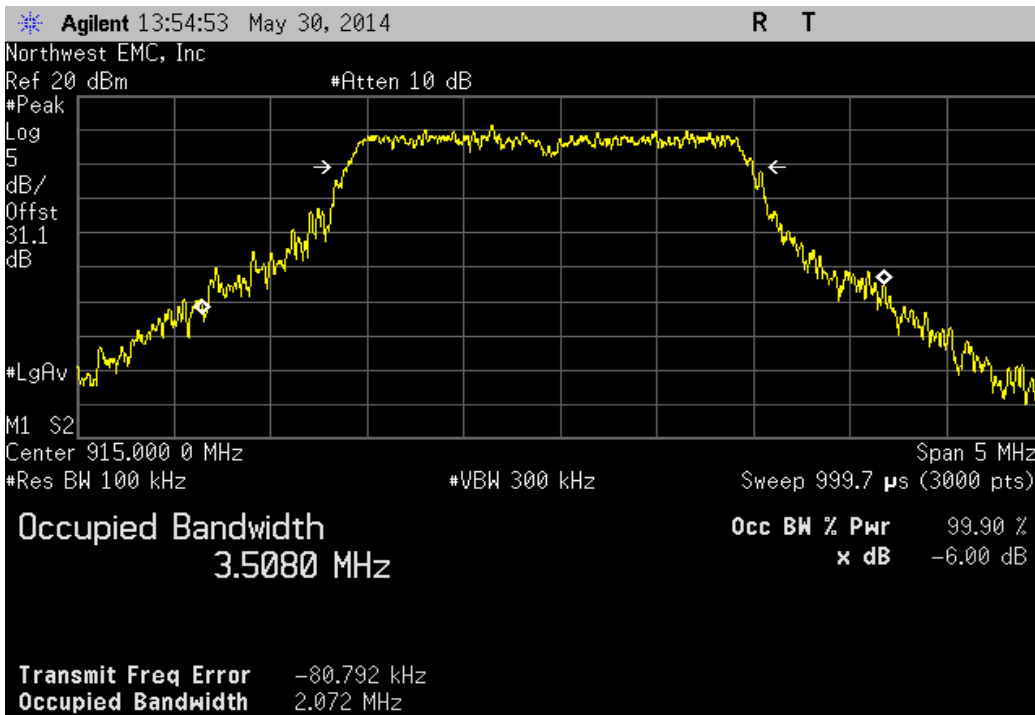
902 MHz - 928 MHz Band, 2.5MHz Bandwidth , Modulation Type, BPSK, Coding Rate, 1/2, High Channel 33, 925MHz			
	Value	Limit	Result
	2.051 MHz	> 500 kHz	Pass



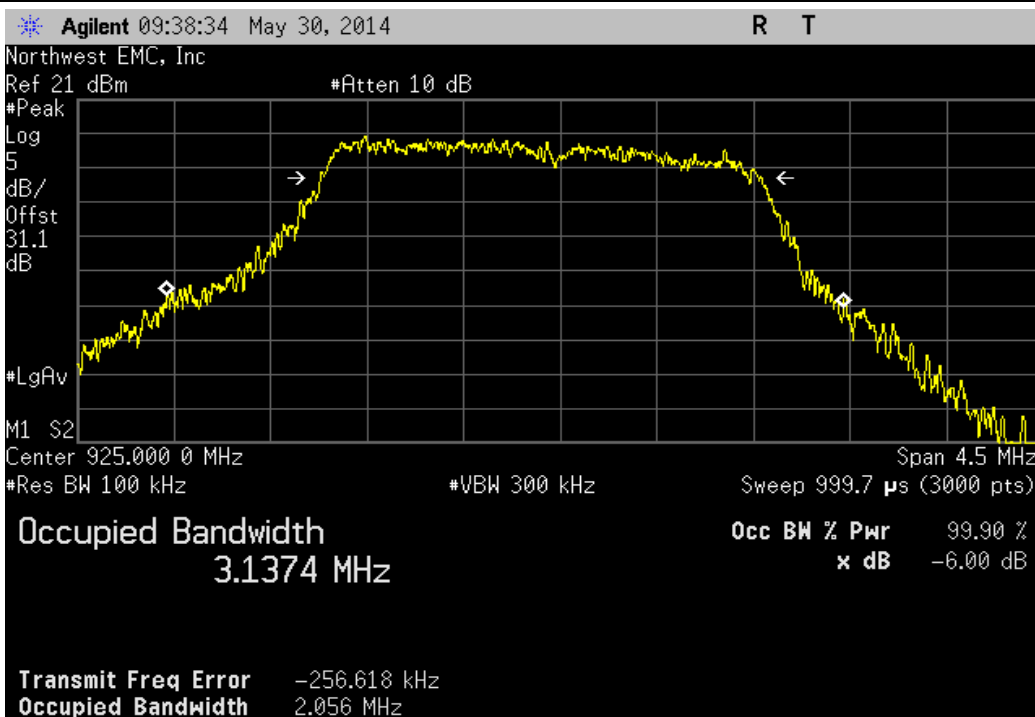
902 MHz - 928 MHz Band, 2.5MHz Bandwidth , Modulation Type, 16-QAM, Coding Rate, 3/4., Low Channel 13, 905MHz			
	Value	Limit	Result
	2.115 MHz	> 500 kHz	Pass



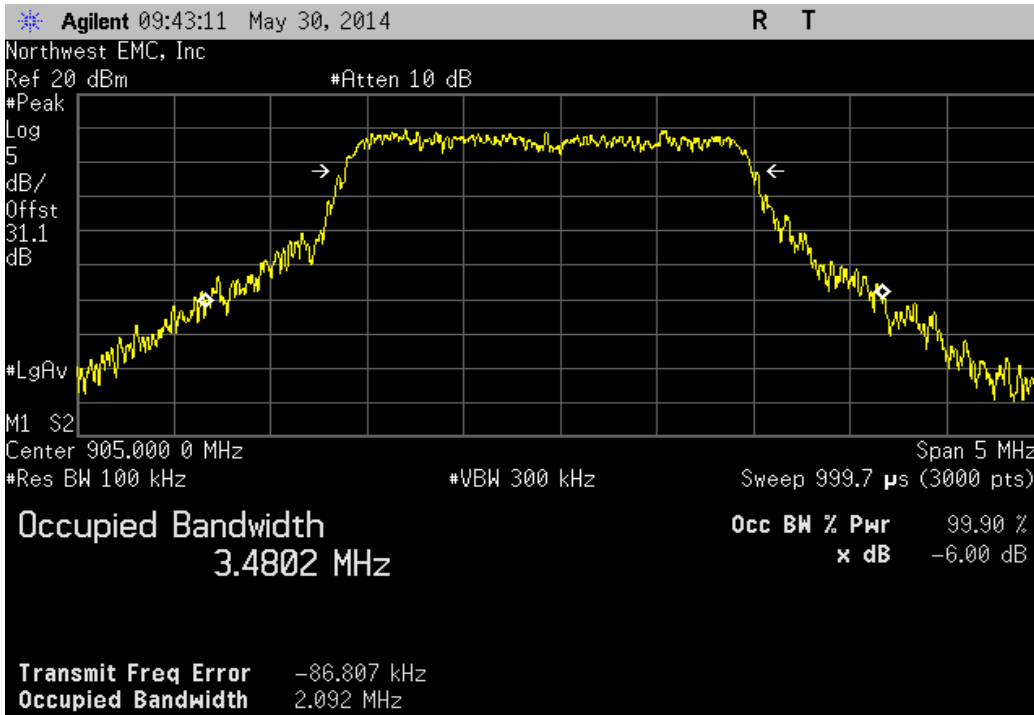
902 MHz - 928 MHz Band, 2.5MHz Bandwidth , Modulation Type, 16-QAM, Coding Rate, 3/4., Mid Channel 23, 915MHz			
	Value	Limit	Result
	2.072 MHz	> 500 kHz	Pass



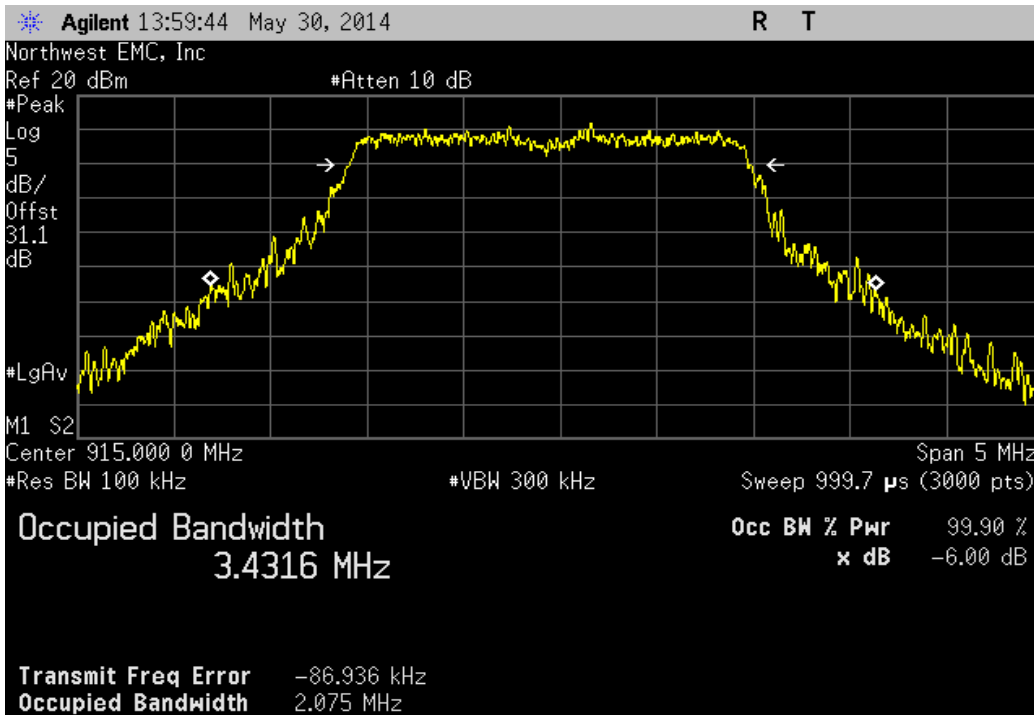
902 MHz - 928 MHz Band, 2.5MHz Bandwidth , Modulation Type, 16-QAM, Coding Rate, 3/4., High Channel 33, 925MHz			
	Value	Limit	Result
	2.056 MHz	> 500 kHz	Pass



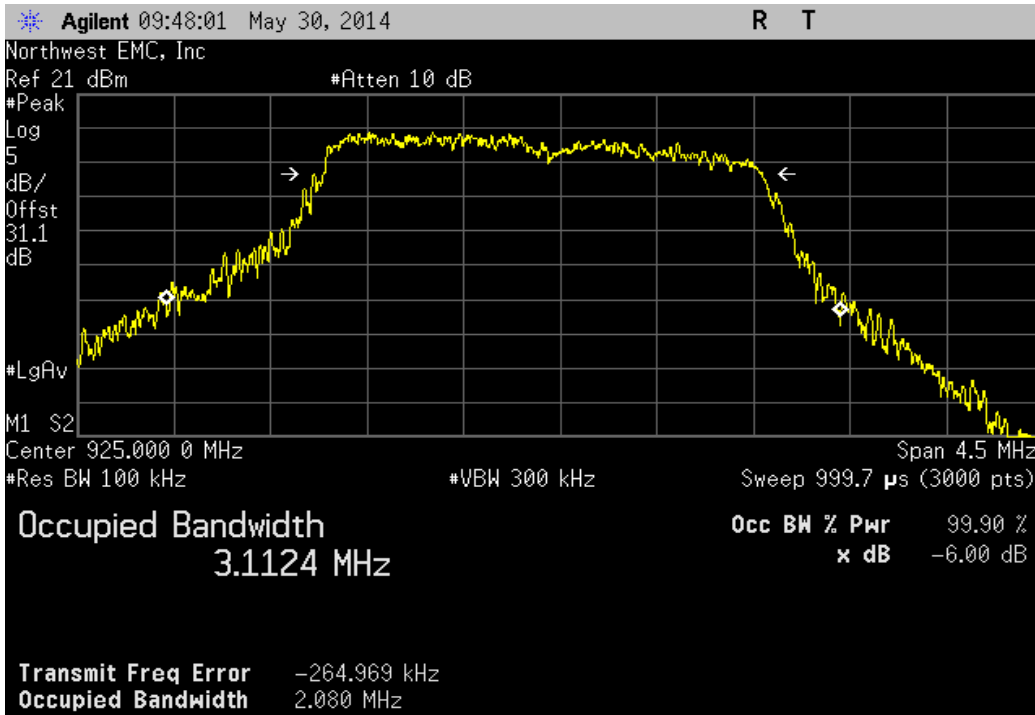
902 MHz - 928 MHz Band, 2.5MHz Bandwidth , Modulation Type, 64-QAM, Coding Rate, 3/4., Low Channel 13, 905MHz			
	Value	Limit	Result
	2.092 MHz	> 500 kHz	Pass



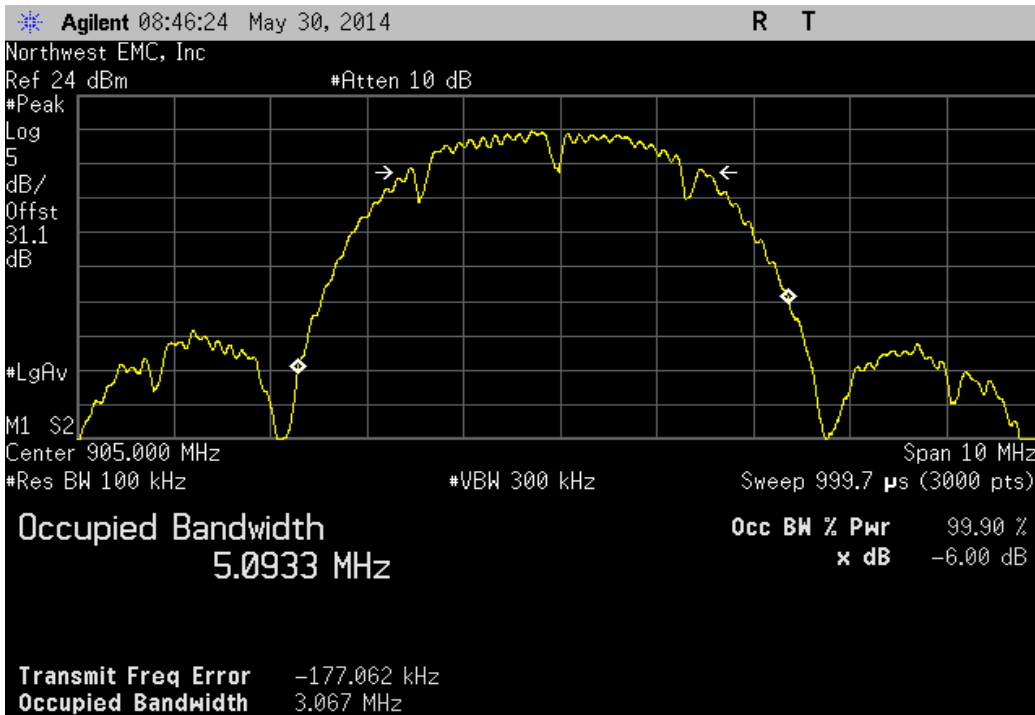
902 MHz - 928 MHz Band, 2.5MHz Bandwidth , Modulation Type, 64-QAM, Coding Rate, 3/4., Mid Channel 23, 915MHz			
	Value	Limit	Result
	2.075 MHz	> 500 kHz	Pass



902 MHz - 928 MHz Band, 2.5MHz Bandwidth , Modulation Type, 64-QAM, Coding Rate, 3/4., High Channel 33, 925MHz			
	Value	Limit	Result
	2.08 MHz	> 500 kHz	Pass

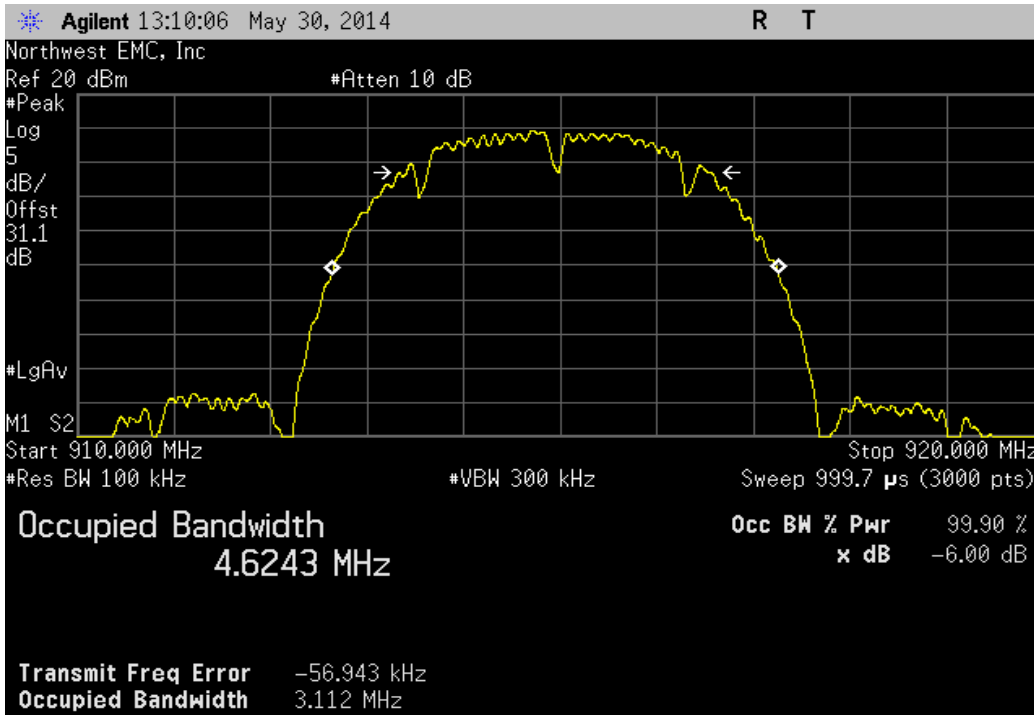


902 MHz - 928 MHz Band, 5MHz Bandwidth , Modulation Type, DBPSK., Low Channel 11, 905MHz			
	Value	Limit	Result
	3.067 MHz	> 500 kHz	Pass



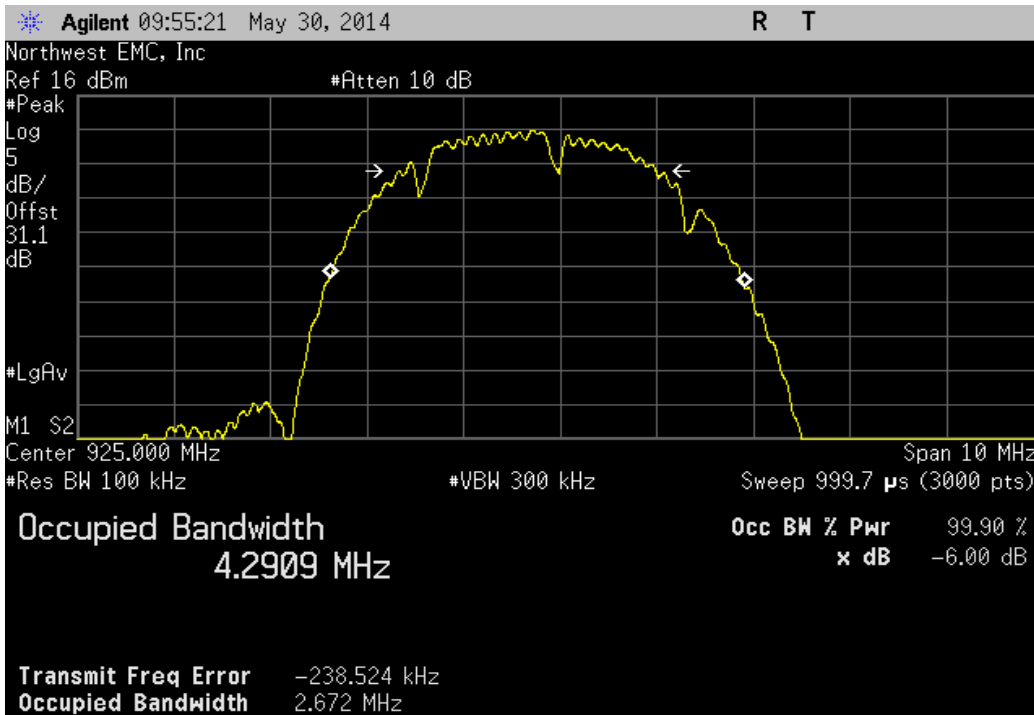
902 MHz - 928 MHz Band, 5MHz Bandwidth , Modulation Type, DBPSK., Mid Channel 21, 915MHz

Value	Limit	Result
3.112 MHz	> 500 kHz	Pass



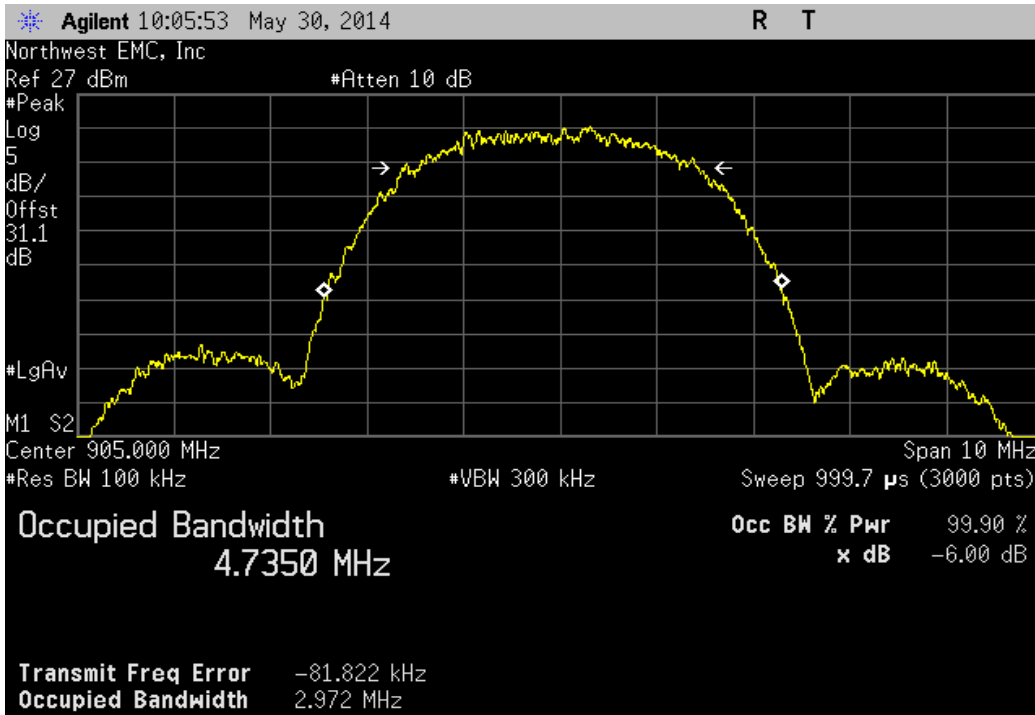
902 MHz - 928 MHz Band, 5MHz Bandwidth , Modulation Type, DBPSK., High Channel 31, 925MHz

Value	Limit	Result
2.672 MHz	> 500 kHz	Pass



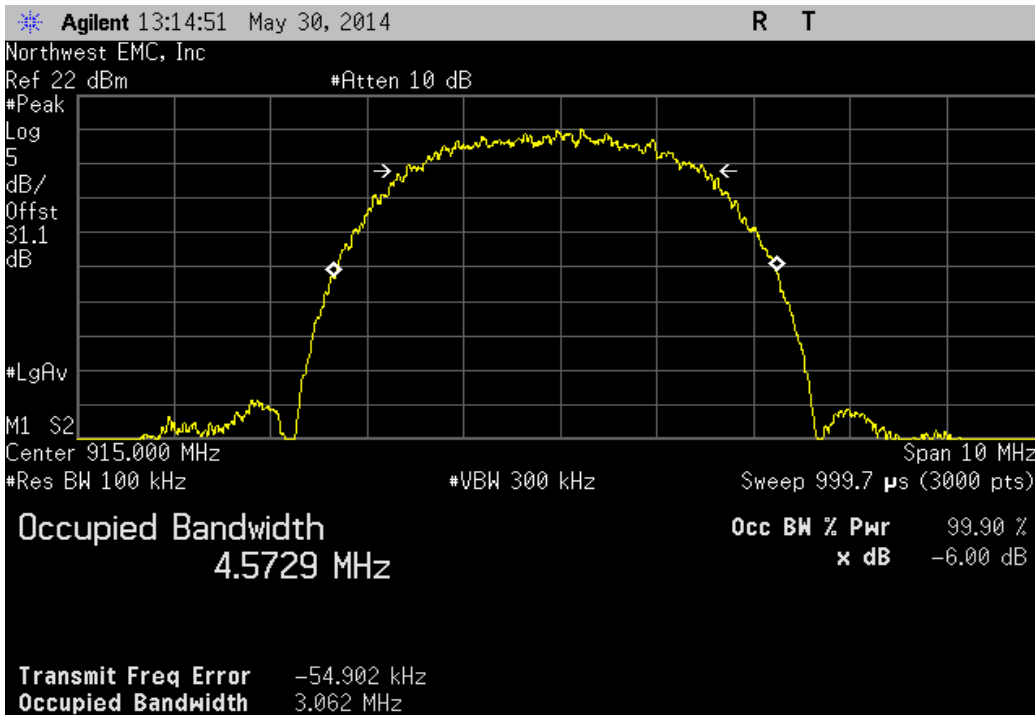
902 MHz - 928 MHz Band, 5MHz Bandwidth , Modulation Type, QPSK., Low Channel 11, 905MHz

	Value	Limit	Result
	2.972 MHz	> 500 kHz	Pass



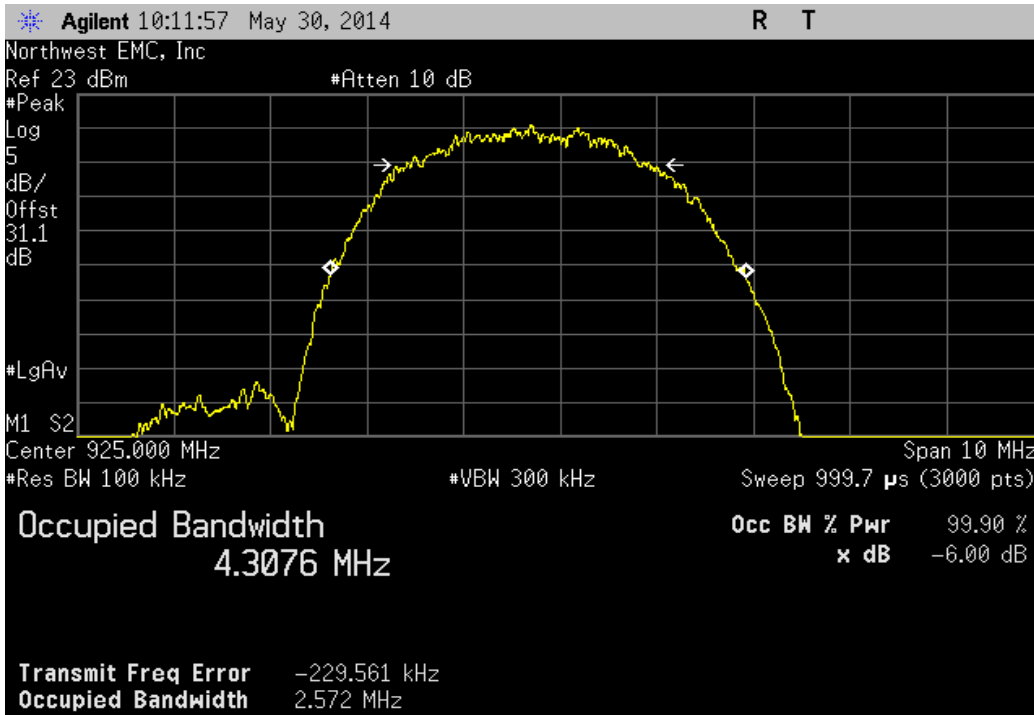
902 MHz - 928 MHz Band, 5MHz Bandwidth , Modulation Type, QPSK., Mid Channel 21, 915MHz

	Value	Limit	Result
	3.062 MHz	> 500 kHz	Pass



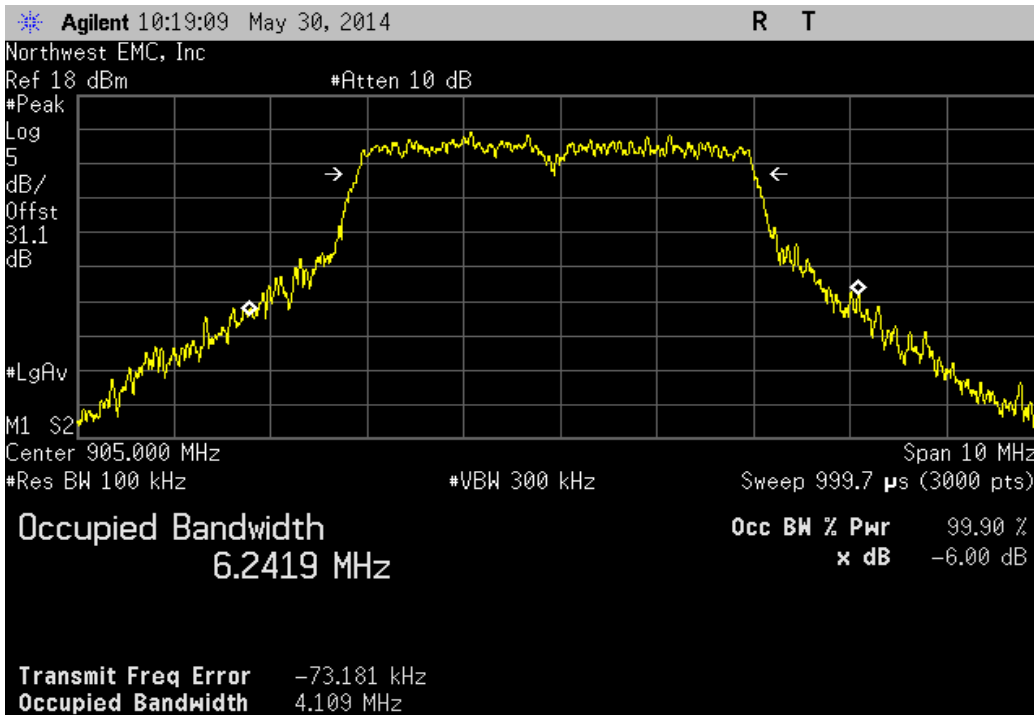
902 MHz - 928 MHz Band, 5MHz Bandwidth , Modulation Type, QPSK., High Channel 31, 925MHz

Value	Limit	Result
2.572 MHz	> 500 kHz	Pass



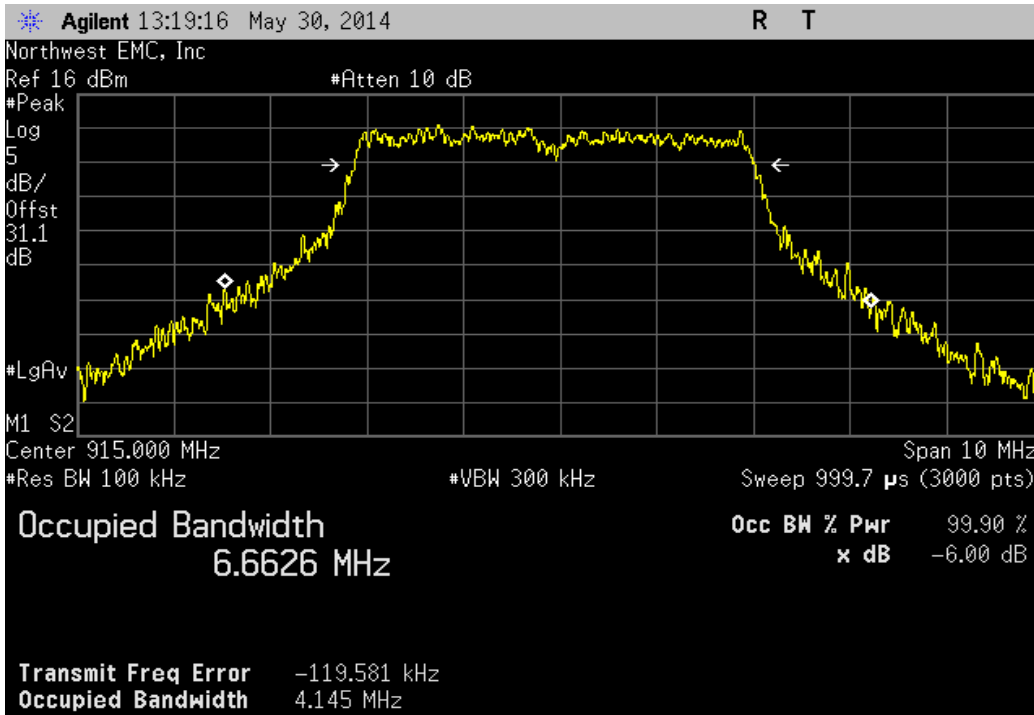
902 MHz - 928 MHz Band, 5MHz Bandwidth , Modulation Type, BPSK, Coding Rate, 1/2, Low Channel 11, 905MHz

Value	Limit	Result
4.109 MHz	> 500 kHz	Pass



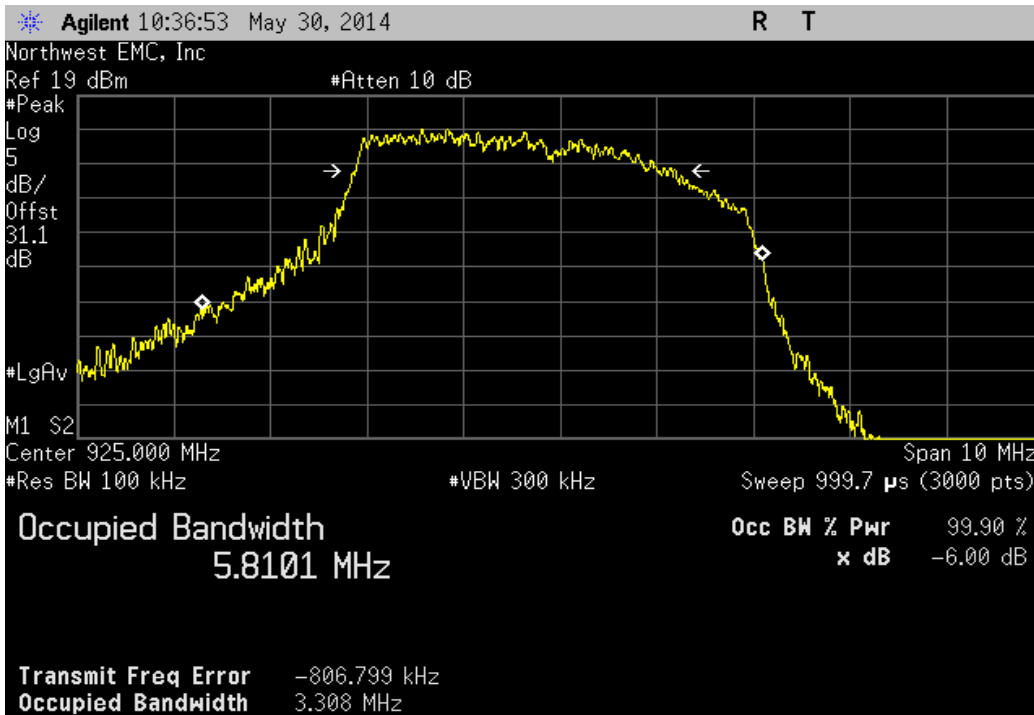
902 MHz - 928 MHz Band, 5MHz Bandwidth , Modulation Type, BPSK, Coding Rate, 1/2, Mid Channel 21, 915MHz

Value	Limit	Result
4.145 MHz	> 500 kHz	Pass



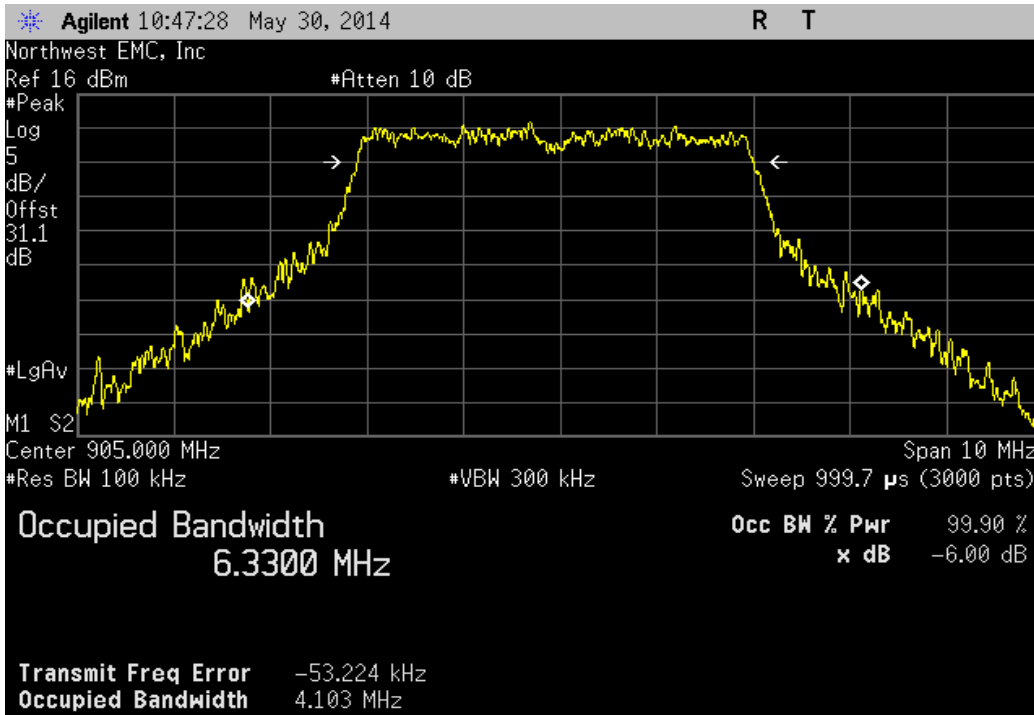
902 MHz - 928 MHz Band, 5MHz Bandwidth , Modulation Type, BPSK, Coding Rate, 1/2, High Channel 31, 925MHz

Value	Limit	Result
3.308 MHz	> 500 kHz	Pass



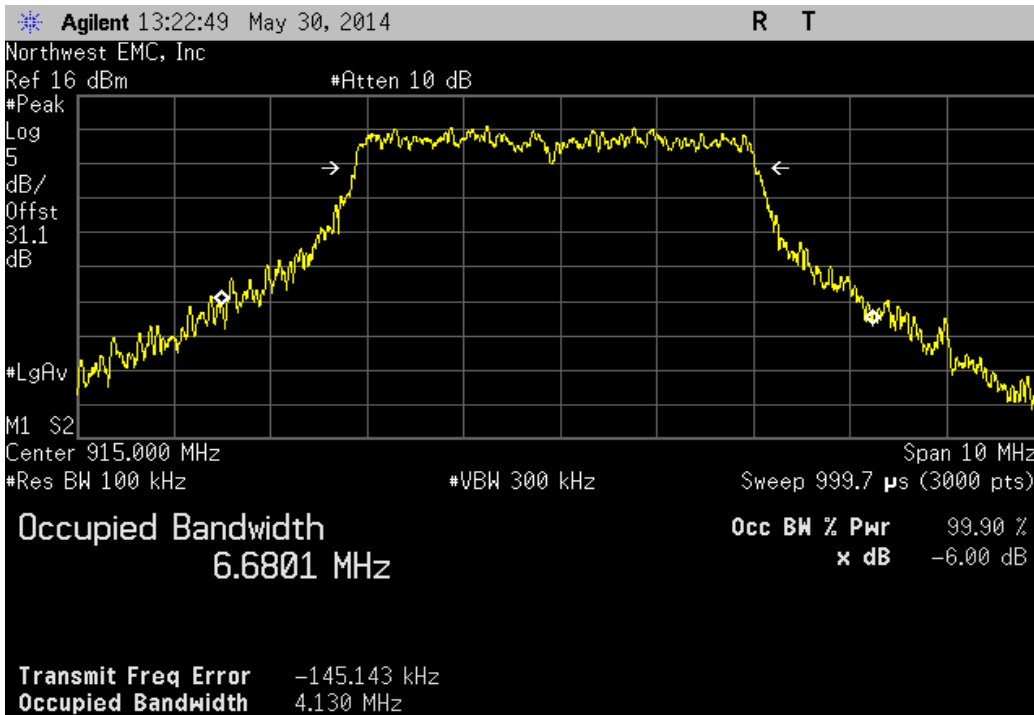
902 MHz - 928 MHz Band, 5MHz Bandwidth , Modulation Type, 16-QAM, Coding Rate, 3/4., Low Channel 11, 905MHz

Value	Limit	Result
4.103 MHz	> 500 kHz	Pass



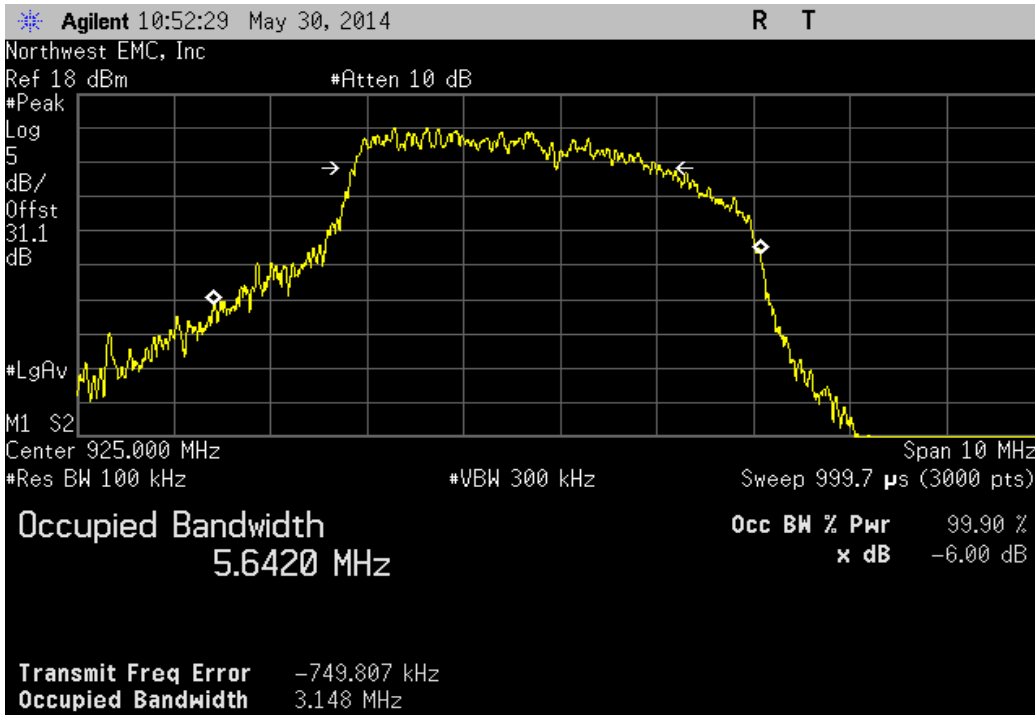
902 MHz - 928 MHz Band, 5MHz Bandwidth , Modulation Type, 16-QAM, Coding Rate, 3/4., Mid Channel 21, 915MHz

Value	Limit	Result
4.13 MHz	> 500 kHz	Pass



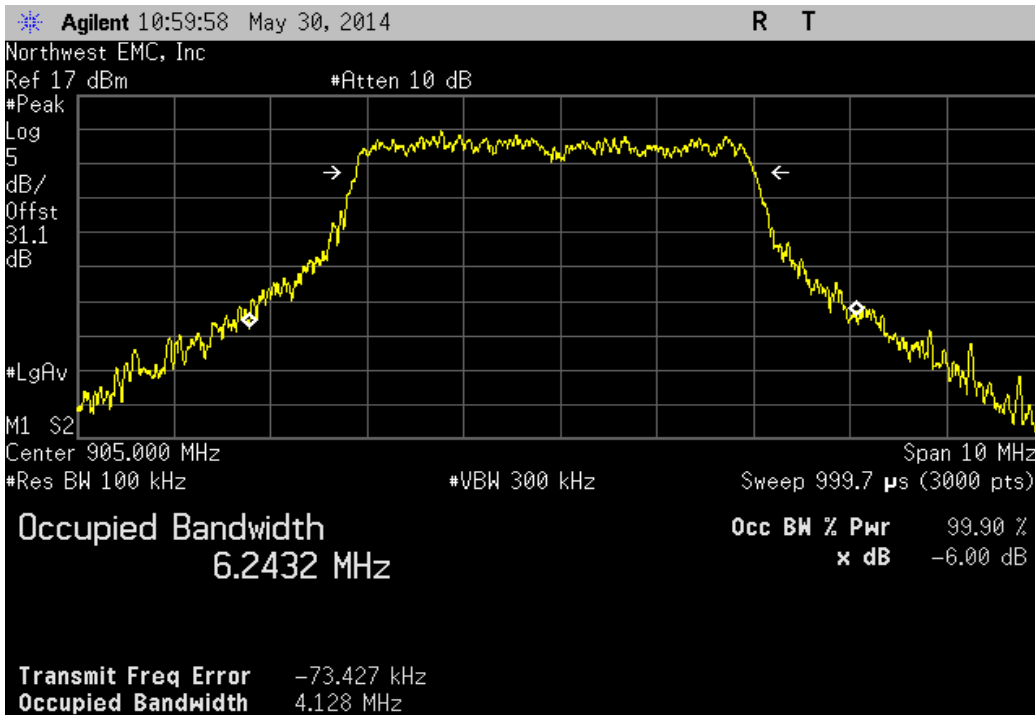
902 MHz - 928 MHz Band, 5MHz Bandwidth , Modulation Type, 16-QAM, Coding Rate, 3/4., High Channel 31, 925MHz

Value	Limit	Result
3.148 MHz	> 500 kHz	Pass



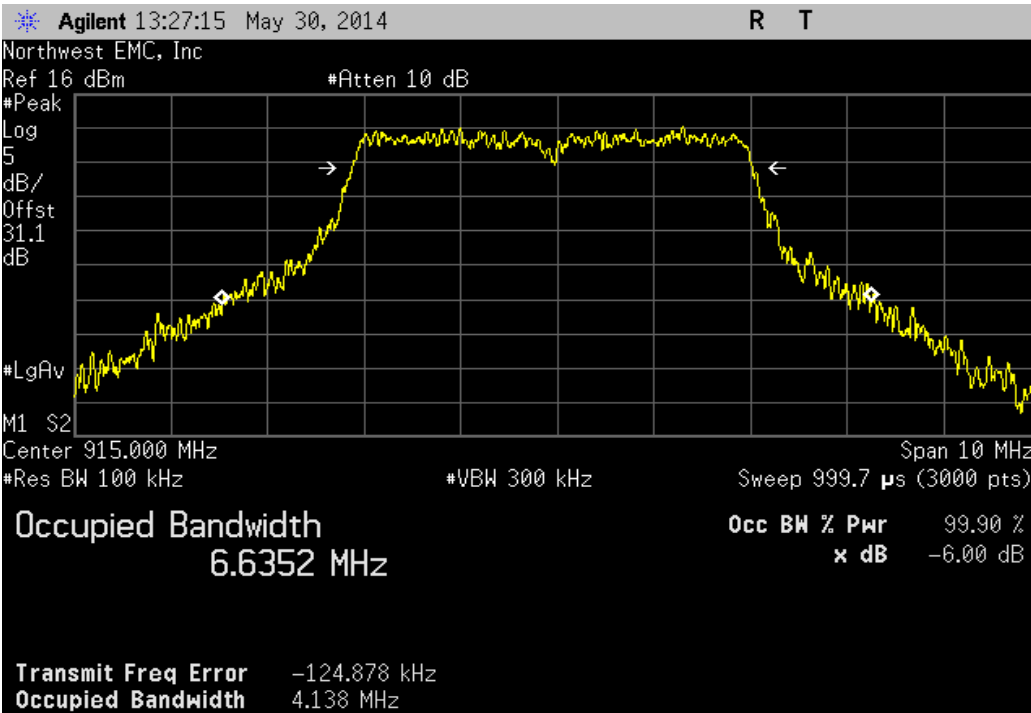
902 MHz - 928 MHz Band, 5MHz Bandwidth , Modulation Type, 64-QAM, Coding Rate, 3/4., Low Channel 11, 905MHz

Value	Limit	Result
4.128 MHz	> 500 kHz	Pass



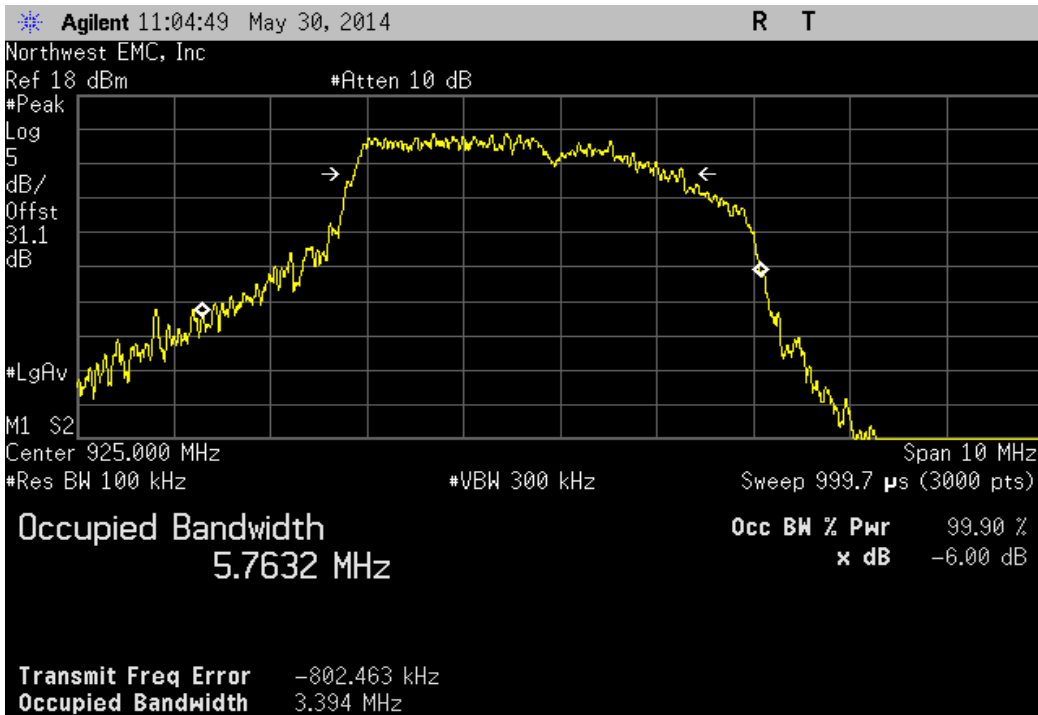
902 MHz - 928 MHz Band, 5MHz Bandwidth , Modulation Type, 64-QAM, Coding Rate, 3/4., Mid Channel 21, 915MHz

Value	Limit	Result
4.138 MHz	> 500 kHz	Pass



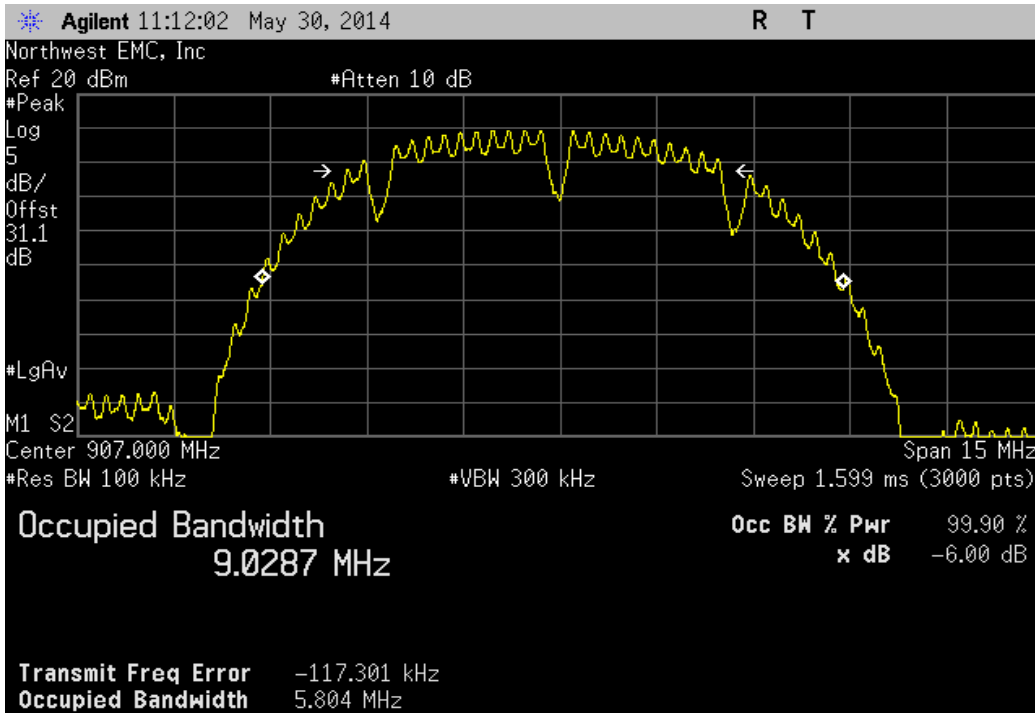
902 MHz - 928 MHz Band, 5MHz Bandwidth , Modulation Type, 64-QAM, Coding Rate, 3/4., High Channel 31, 925MHz

Value	Limit	Result
3.394 MHz	> 500 kHz	Pass



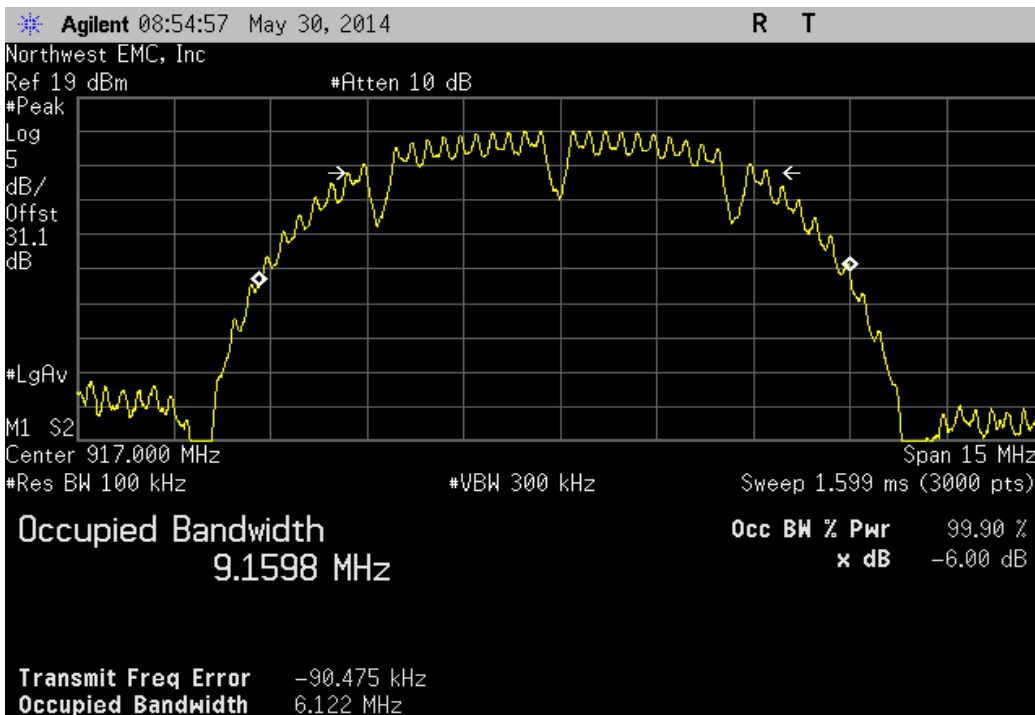
902 MHz - 928 MHz Band, 10MHz Bandwidth , Modulation Type, DBPSK., Low Channel 14, 907MHz

Value	Limit	Result
5.804 MHz	> 500 kHz	Pass



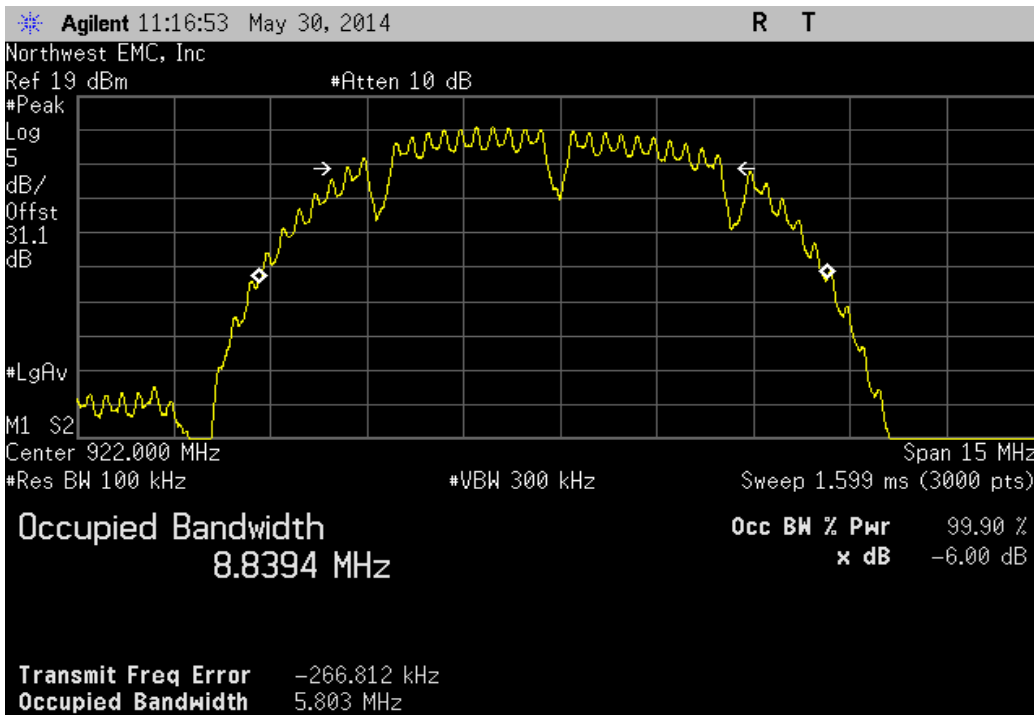
902 MHz - 928 MHz Band, 10MHz Bandwidth , Modulation Type, DBPSK., Mid Channel 24, 917MHz

Value	Limit	Result
6.122 MHz	> 500 kHz	Pass



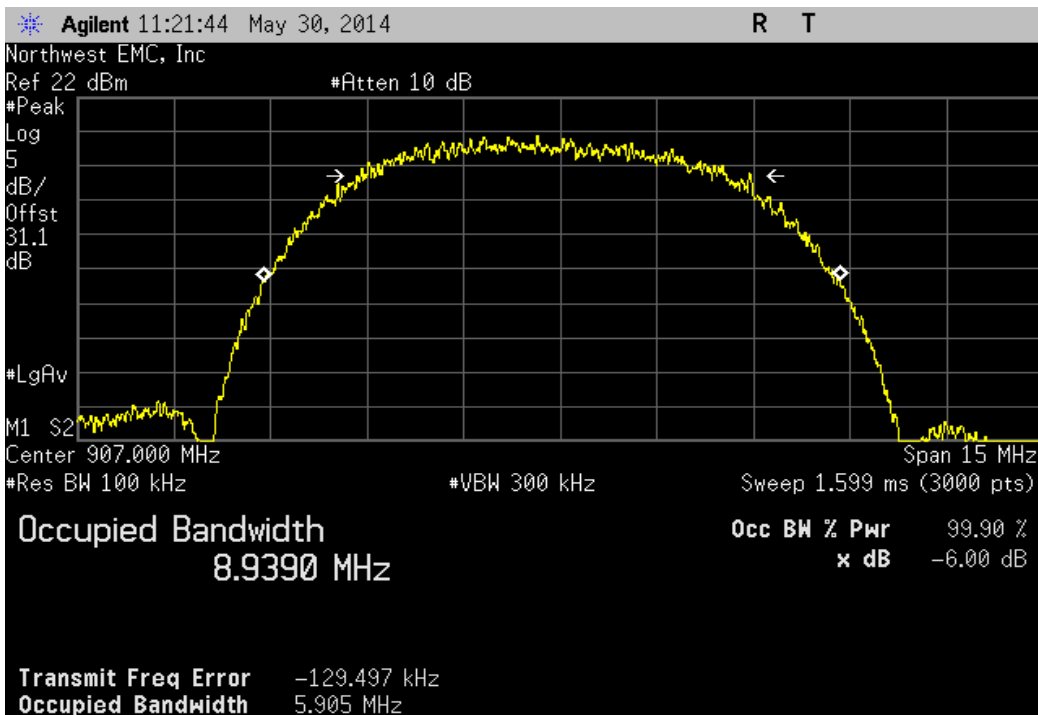
902 MHz - 928 MHz Band, 10MHz Bandwidth , Modulation Type, DBPSK., High Channel 29, 922MHz

Value	Limit	Result
5.803 MHz	> 500 kHz	Pass



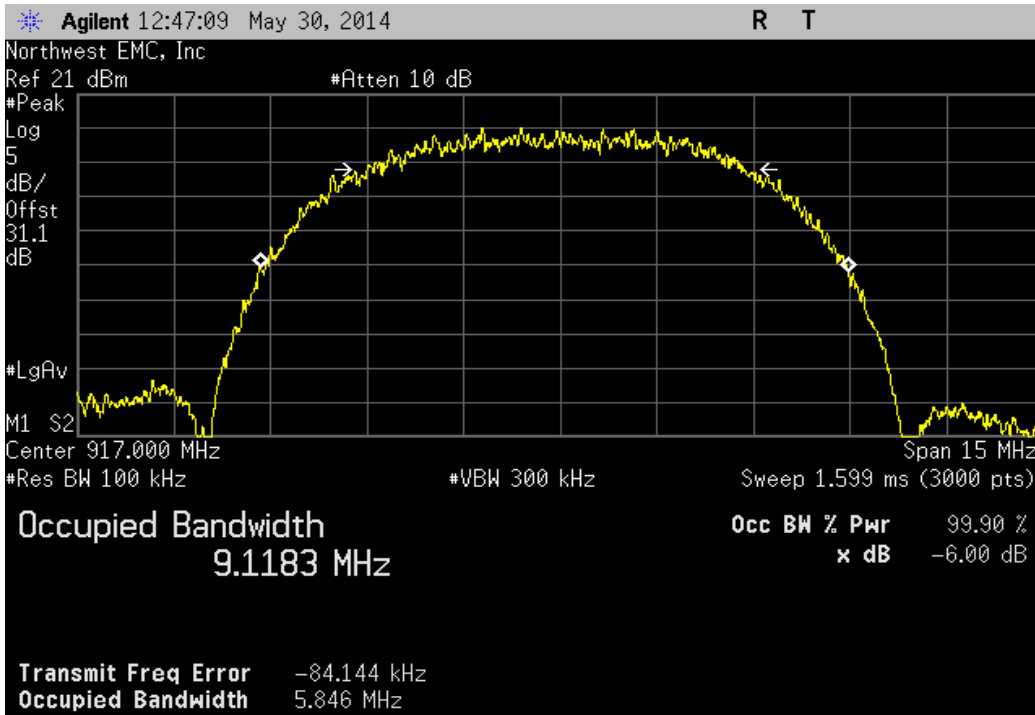
902 MHz - 928 MHz Band, 10MHz Bandwidth , Modulation Type, QPSK., Low Channel 14, 907MHz

Value	Limit	Result
5.905 MHz	> 500 kHz	Pass



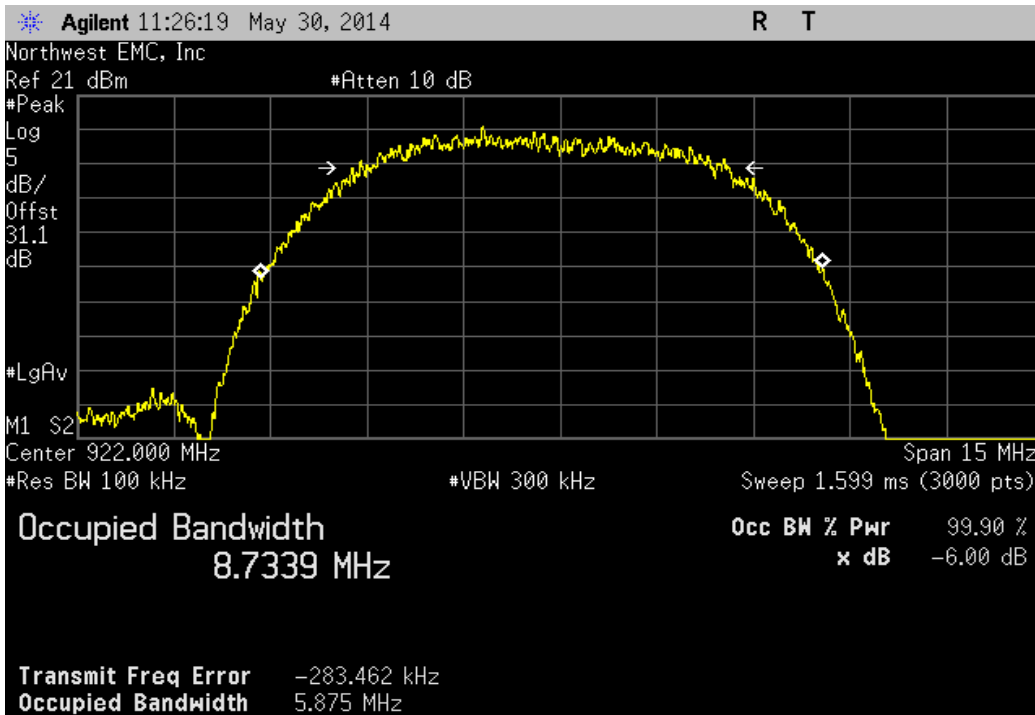
902 MHz - 928 MHz Band, 10MHz Bandwidth , Modulation Type, QPSK., Mid Channel 24, 917MHz

Value	Limit	Result
5.846 MHz	> 500 kHz	Pass



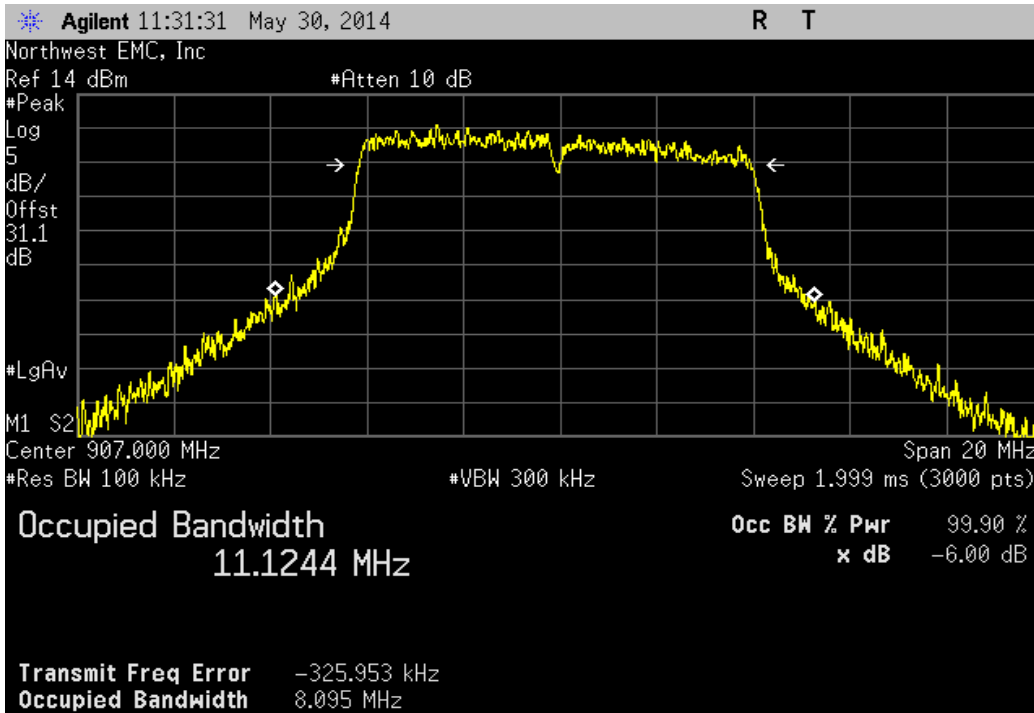
902 MHz - 928 MHz Band, 10MHz Bandwidth , Modulation Type, QPSK., High Channel 29, 922MHz

Value	Limit	Result
5.875 MHz	> 500 kHz	Pass



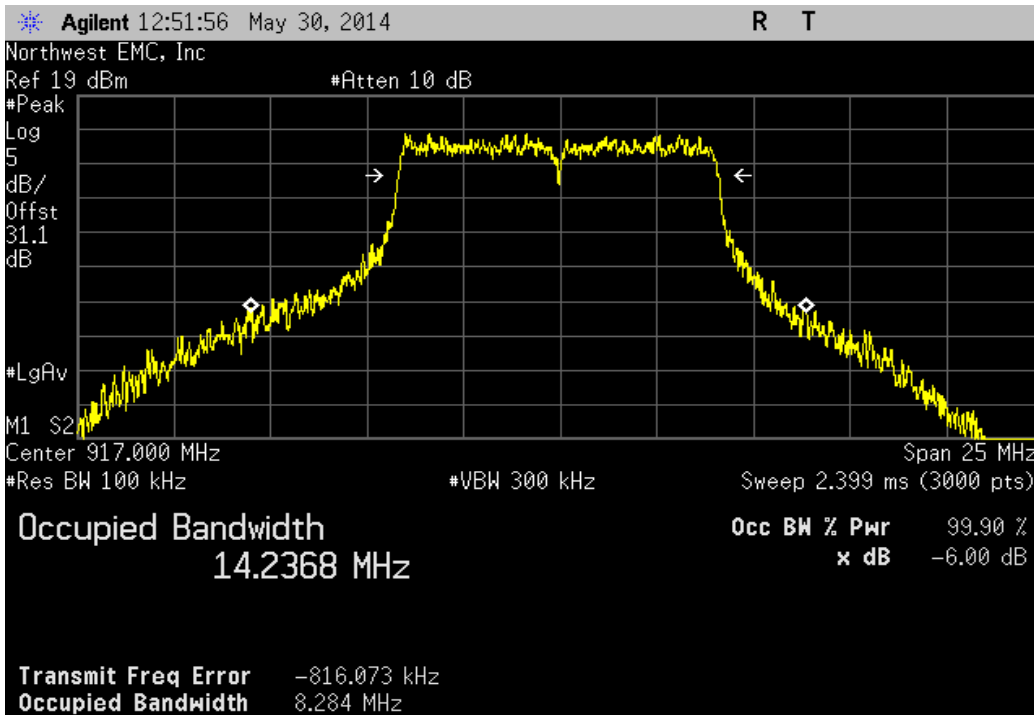
902 MHz - 928 MHz Band, 10MHz Bandwidth , Modulation Type, BPSK, Coding Rate, 1/2, Low Channel 14, 907MHz

Value	Limit	Result
8.095 MHz	> 500 kHz	Pass



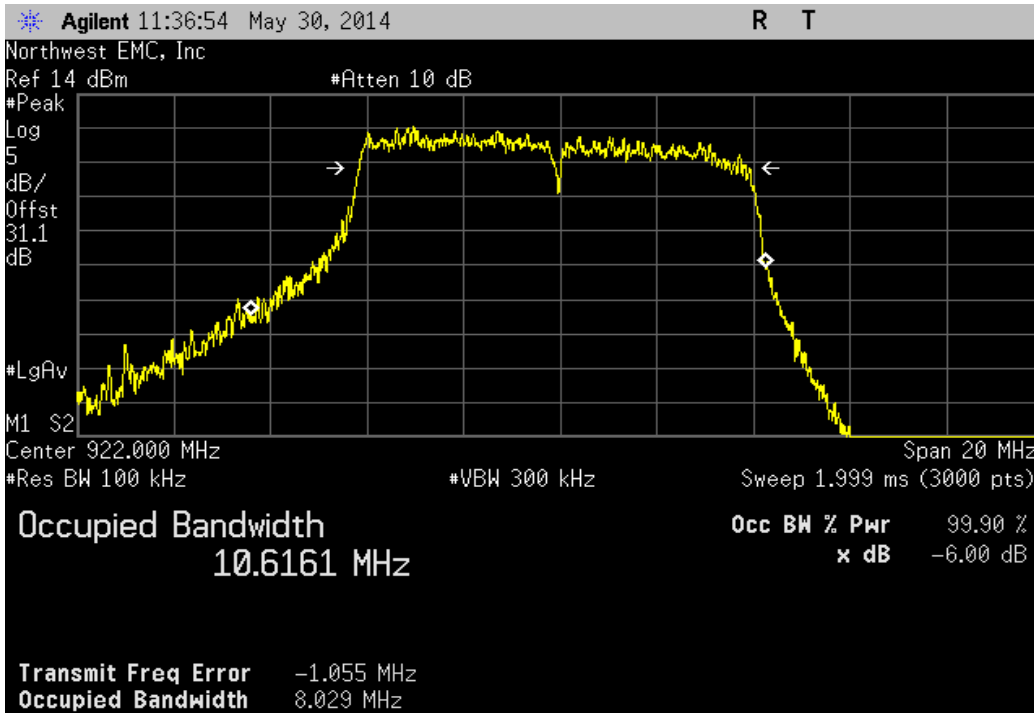
902 MHz - 928 MHz Band, 10MHz Bandwidth , Modulation Type, BPSK, Coding Rate, 1/2, Mid Channel 24, 917MHz

Value	Limit	Result
8.284 MHz	> 500 kHz	Pass



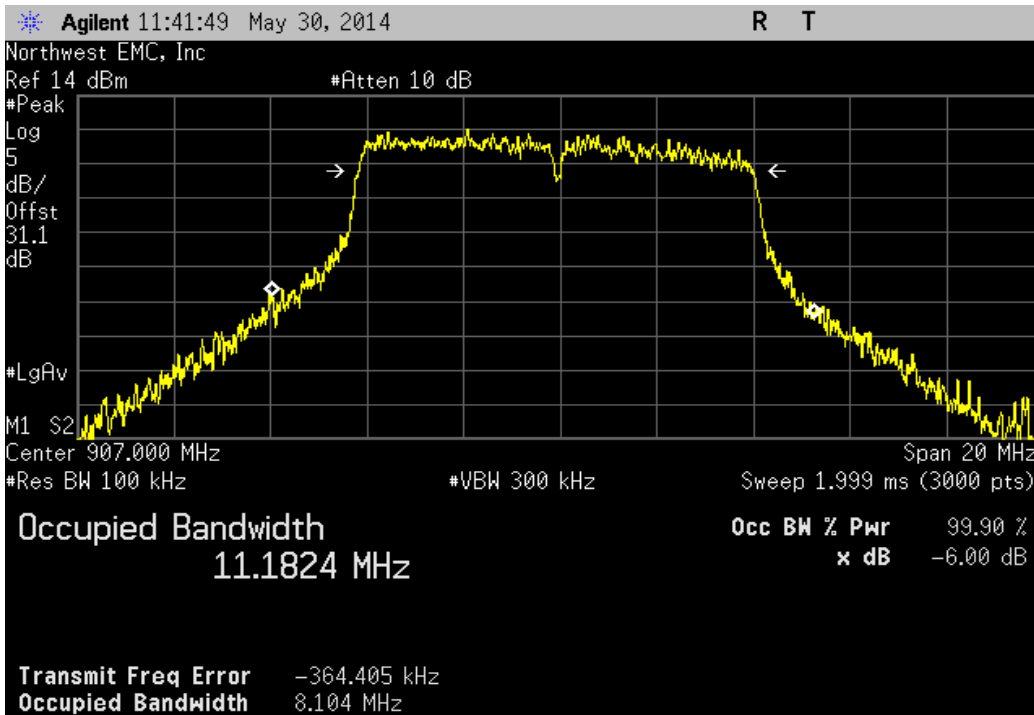
902 MHz - 928 MHz Band, 10MHz Bandwidth , Modulation Type, BPSK, Coding Rate, 1/2, High Channel 29, 922MHz

Value	Limit	Result
8.029 MHz	> 500 kHz	Pass

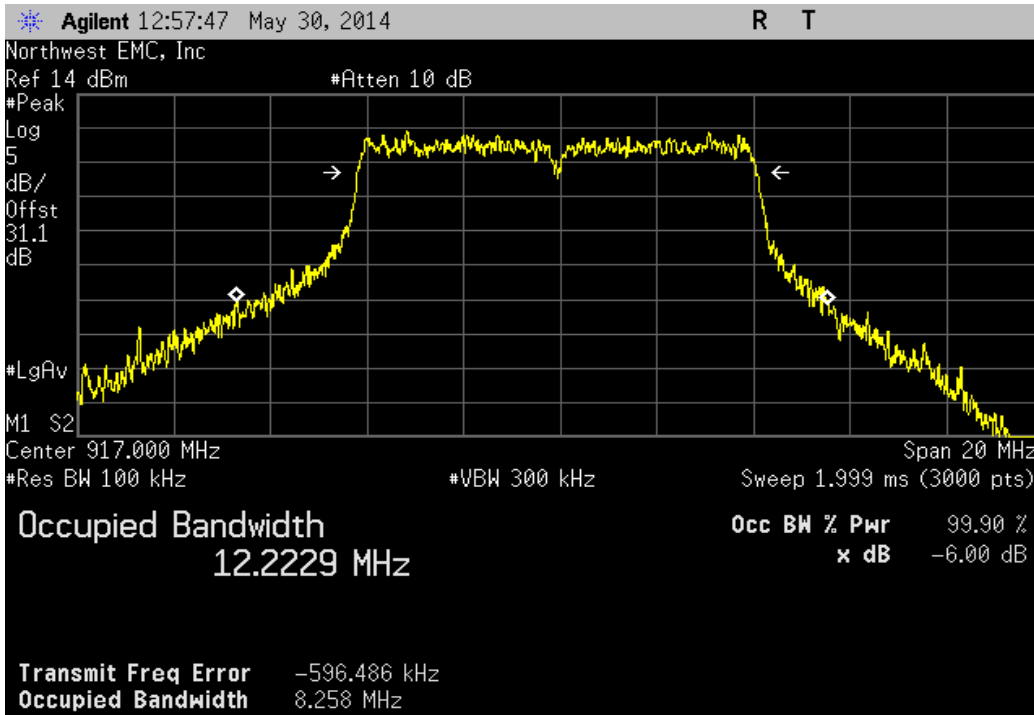


902 MHz - 928 MHz Band, 10MHz Bandwidth , Modulation Type, 16-QAM, Coding Rate, 3/4., Low Channel 14, 907MHz

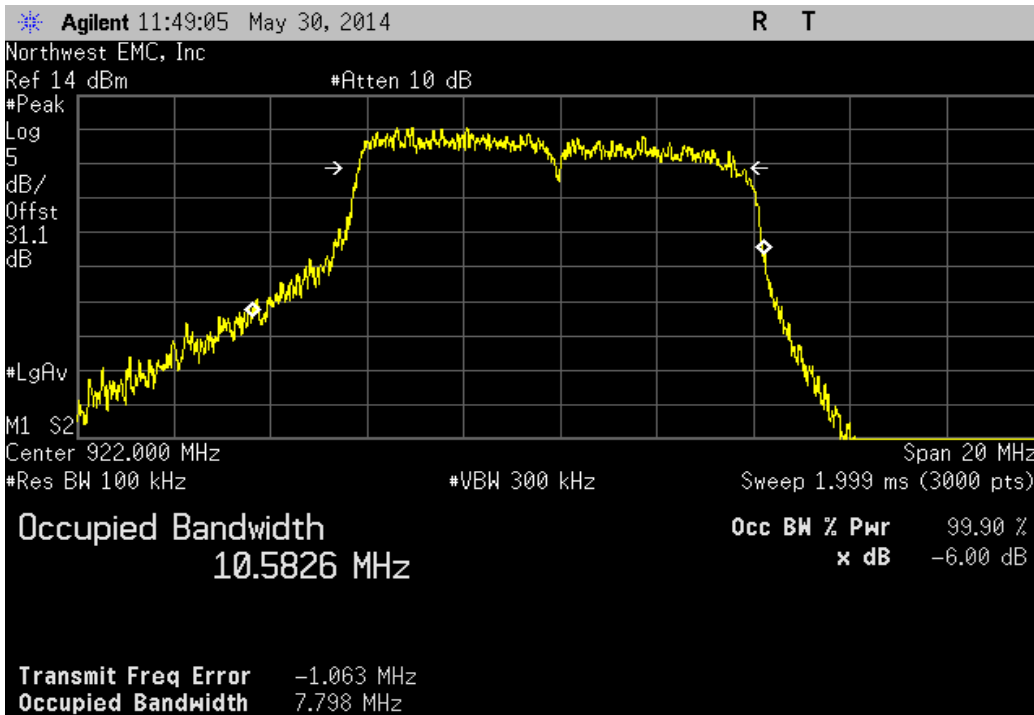
Value	Limit	Result
8.104 MHz	> 500 kHz	Pass



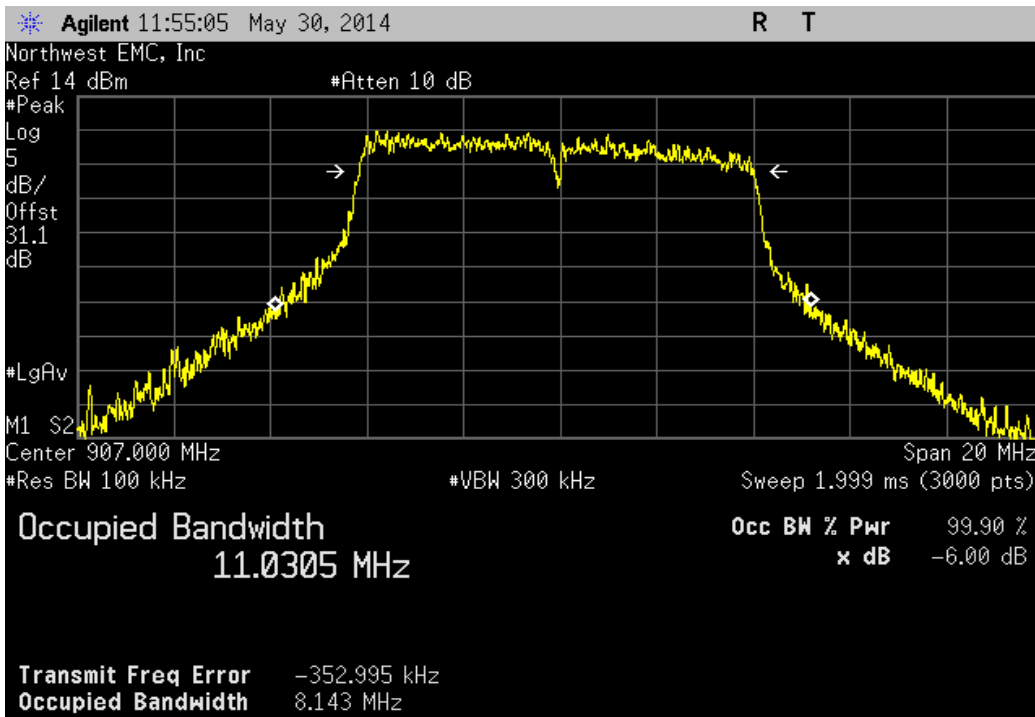
902 MHz - 928 MHz Band, 10MHz Bandwidth , Modulation Type, 16-QAM, Coding Rate, 3/4., Mid Channel 24, 917MHz			
	Value	Limit	Result
	8.258 MHz	> 500 kHz	Pass



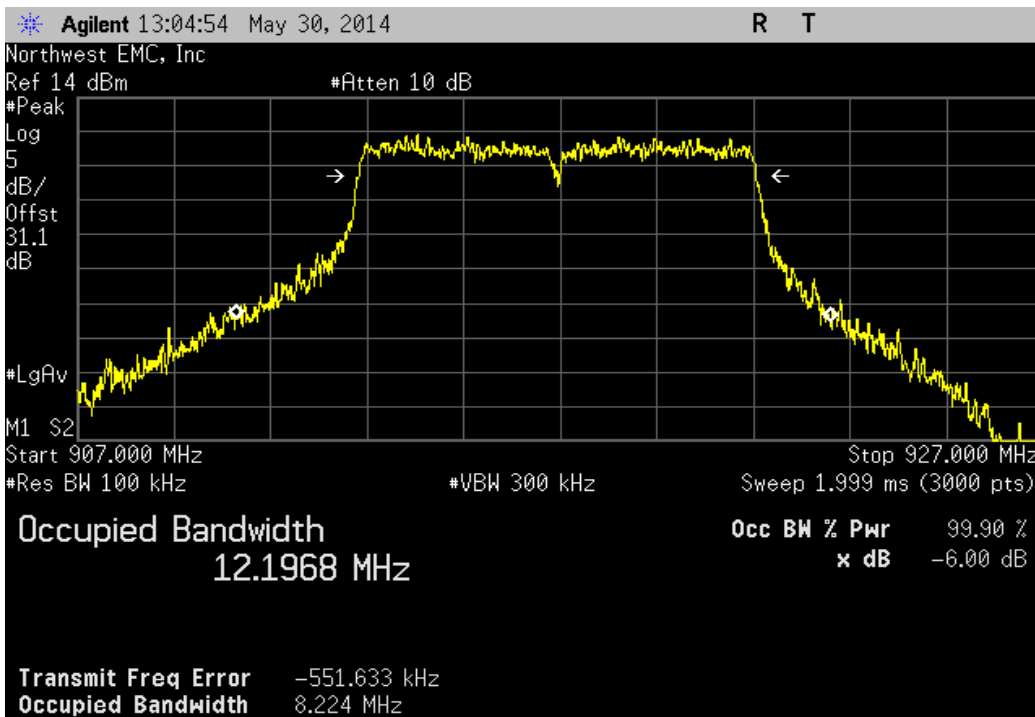
902 MHz - 928 MHz Band, 10MHz Bandwidth , Modulation Type, 16-QAM, Coding Rate, 3/4., High Channel 29, 922MHz			
	Value	Limit	Result
	7.798 MHz	> 500 kHz	Pass



902 MHz - 928 MHz Band, 10MHz Bandwidth , Modulation Type, 64-QAM, Coding Rate, 3/4., Low Channel 14, 907MHz			
	Value	Limit	Result
	8.143 MHz	> 500 kHz	Pass

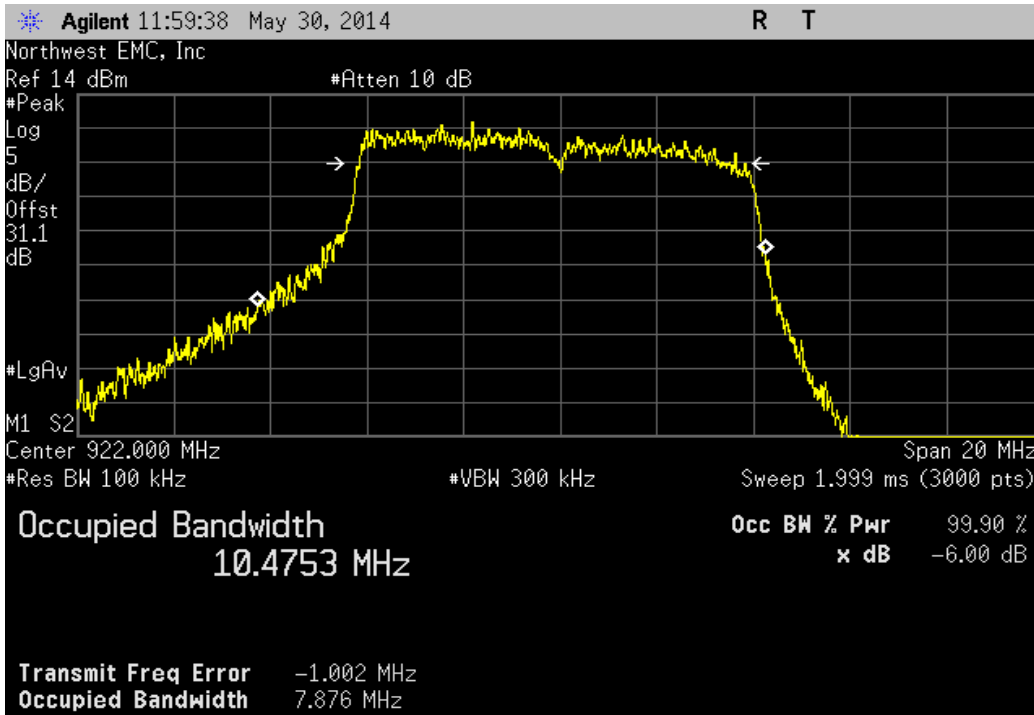


902 MHz - 928 MHz Band, 10MHz Bandwidth , Modulation Type, 64-QAM, Coding Rate, 3/4., Mid Channel 24, 917MHz			
	Value	Limit	Result
	8.224 MHz	> 500 kHz	Pass



902 MHz - 928 MHz Band, 10MHz Bandwidth, Modulation Type, 64-QAM, Coding Rate, 3/4., High Channel 29, 922MHz

Value	Limit	Result
7.876 MHz	> 500 kHz	Pass



OUTPUT POWER

Testing was performed using the mode(s) of operation and configuration(s) noted within the report. The individuals and/or the organization requesting the test provided the modes, configurations and settings used to complete the evaluation. The actual test parameters are specified in the test data, this includes items such as investigated frequency range (scanned) and test levels. The testing methods and performance specifications, as well as the test site used for the evaluation are indicated in the test data.

TEST EQUIPMENT

Description	Manufacturer	Model	ID	Last Cal.	Interval
40GHz DC Block	Miteq	DCB4000	AMD	4/28/2014	12
Attenuator 20 dB, SMA M/F 26GHz	S.M. Electronics	SA26B-20	AUY	7/30/2013	12
EV06 Direct Connect Cable	ESM Cable Corp.	TT	ECA	NCR	0
Attenuator 6 dB, SMA M/F 26GHz	S.M. Electronics	SA26B-6	AUX	7/30/2013	12
Power Meter	Agilent	N1913A	SQR	4/29/2013	36
Power Sensor	Agilent	E9300H	SQO	4/29/2013	36
Spectrum Analyzer	Agilent	E4446A	AAQ	1/21/2014	24
MXG MW Analog Signal Generator 40 Gig	Agilent	N5183A	TID	9/19/2011	36

TEST DESCRIPTION

The transmit frequency was set to the required channels in each band. The transmit power was set to its default maximum. A direct connection was made between the RF output of the EUT and a spectrum analyzer. Attenuation and a DC block were used. The reference level offset on the spectrum analyzer was adjusted to compensate for cable loss and the external attenuation used between the RF output and the spectrum analyzer input.

Prior to measuring peak transmit power the DTS bandwidth (B) and the transmission pulse duration (T) were measured. Both are required to determine the method of measuring Maximum Conducted Output Power. The transmission pulse duration (T) was measured using a zero span on the spectrum analyzer to see the pulses in the time domain.

Two methods found in the KDB 558074 DTS D01 were used for Measurement.

Section 9.1.1 was used because the RBW on the analyzer was greater than the DTS Bandwidth of the radio.

Section 9.1.2 was used because the DTS Bandwidth of the radio was greater than the RBW on the analyzer.

De Facto EIRP Limit: Per 47 CFR 15.247 (b)(1-3), the EUT meets the de facto EIRP limit of +36 dBm.



OUTPUT POWER

XMit 2014.02.07
PsaTx 2014.04.01

EUT: WavePoint - 900MHz Radio (W0900-01)		Work Order: FREW0029
Serial Number: 00301A4609FA		Date: 05/30/14
Customer: FreeWave Technologies, Inc.		Temperature: 23.3°C
Attendees: Dean Busch		Humidity: 42%
Project: None		Barometric Pres.: 1013.7
Tested by: Brandon Hobbs		Power: 110VAC/60Hz
		Job Site: EV06
TEST SPECIFICATIONS		Test Method
FCC 15.247:2014		ANSI C63.10:2009

COMMENTS

Please reference the power table for EUT operating power settings used while under test.

DEVIATIONS FROM TEST STANDARD

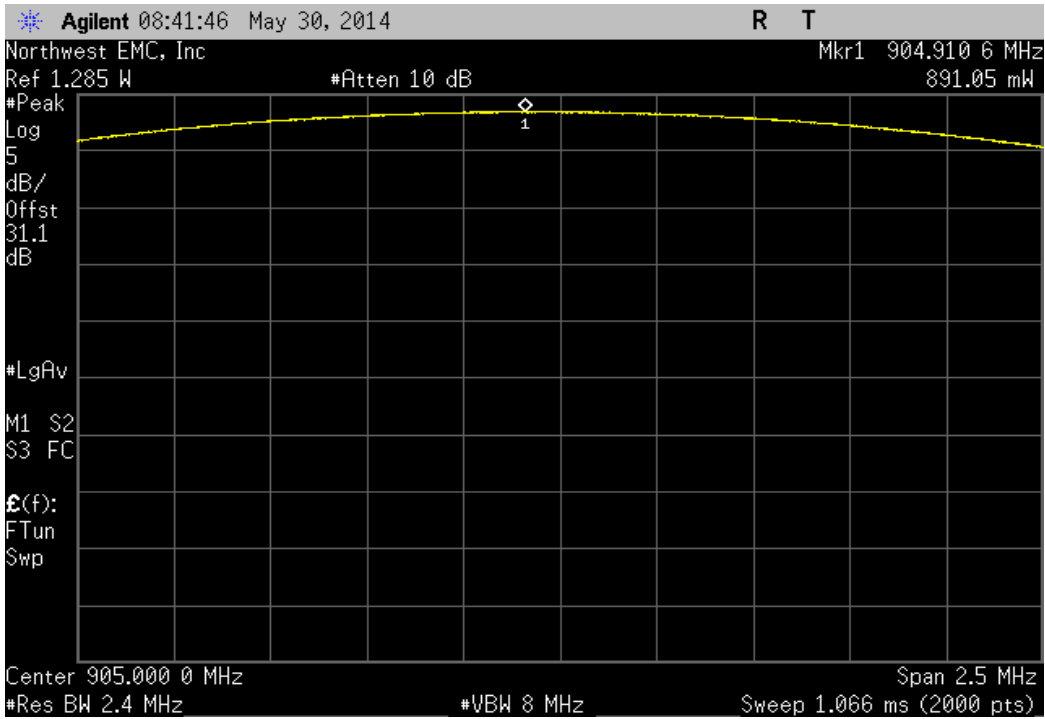
None

Configuration #	1	Signature
-----------------	---	-----------

	Value	Limit	Result
902 MHz - 928 MHz Band			
2.5MHz Bandwidth			
802.11(b) 1 Mbps			
Low Channel 13, 905MHz	891.05 mW	< 1 W	Pass
Mid Channel 23, 915MHz	895.983 mW	< 1 W	Pass
High Channel 33, 925MHz	720.112 mW	< 1 W	Pass
802.11(b) 11 Mbps			
Low Channel 13, 905MHz	709.414 mW	< 1 W	Pass
Mid Channel 23, 915MHz	857.038 mW	< 1 W	Pass
High Channel 33, 925MHz	597.31 mW	< 1 W	Pass
802.11(g) 6 Mbps			
Low Channel 13, 905MHz	716.473 mW	< 1 W	Pass
Mid Channel 23, 915MHz	755.962 mW	< 1 W	Pass
High Channel 33, 925MHz	746.105 mW	< 1 W	Pass
802.11(g) 36 Mbps			
Low Channel 13, 905MHz	708.925 mW	< 1 W	Pass
Mid Channel 23, 915MHz	860.597 mW	< 1 W	Pass
High Channel 33, 925MHz	721.938 mW	< 1 W	Pass
802.11(g) 54 Mbps			
Low Channel 13, 905MHz	745.075 mW	< 1 W	Pass
Mid Channel 23, 915MHz	805.935 mW	< 1 W	Pass
High Channel 33, 925MHz	742.164 mW	< 1 W	Pass
5MHz Bandwidth			
802.11(b) 1 Mbps			
Low Channel 11, 905MHz	825.848 mW	< 1 W	Pass
Mid Channel 21, 915MHz	805.749 mW	< 1 W	Pass
High Channel 31, 925MHz	797.26 mW	< 1 W	Pass
802.11(b) 11 Mbps			
Low Channel 11, 905MHz	729.29 mW	< 1 W	Pass
Mid Channel 21, 915MHz	841.201 mW	< 1 W	Pass
High Channel 31, 925MHz	594.977 mW	< 1 W	Pass
802.11(g) 6 Mbps			
Low Channel 11, 905MHz	924.698 mW	< 1 W	Pass
Mid Channel 21, 915MHz	805.749 mW	< 1 W	Pass
High Channel 31, 925MHz	908.866 mW	< 1 W	Pass
802.11(g) 36 Mbps			
Low Channel 11, 905MHz	810.961 mW	< 1 W	Pass
Mid Channel 21, 915MHz	756.484 mW	< 1 W	Pass
High Channel 31, 925MHz	830.042 mW	< 1 W	Pass
802.11(g) 54 Mbps			
Low Channel 11, 905MHz	807.607 mW	< 1 W	Pass
Mid Channel 21, 915MHz	756.136 mW	< 1 W	Pass
High Channel 31, 925MHz	885.319 mW	< 1 W	Pass
10MHz Bandwidth			
802.11(b) 1 Mbps			
Low Channel 14, 907MHz	809.282 mW	< 1 W	Pass
Mid Channel 24, 917MHz	875.387 mW	< 1 W	Pass
High Channel 29, 922MHz	842.752 mW	< 1 W	Pass
802.11(b) 11 Mbps			
Low Channel 14, 907MHz	809.655 mW	< 1 W	Pass
Mid Channel 24, 917MHz	908.239 mW	< 1 W	Pass
High Channel 29, 922MHz	811.148 mW	< 1 W	Pass
802.11(g) 6 Mbps			
Low Channel 14, 907MHz	120.911 mW	< 1 W	Pass
Mid Channel 24, 917MHz	113.649 mW	< 1 W	Pass
High Channel 29, 922MHz	111.478 mW	< 1 W	Pass
802.11(g) 36 Mbps			
Low Channel 14, 907MHz	112.09 mW	< 1 W	Pass
Mid Channel 24, 917MHz	114.485 mW	< 1 W	Pass
High Channel 29, 922MHz	122.0 mW	< 1 W	Pass
802.11(g) 54 Mbps			
Low Channel 14, 907MHz	115.659 mW	< 1 W	Pass
Mid Channel 24, 917MHz	113.5 mW	< 1 W	Pass
High Channel 29, 922MHz	125.5 mW	< 1 W	Pass

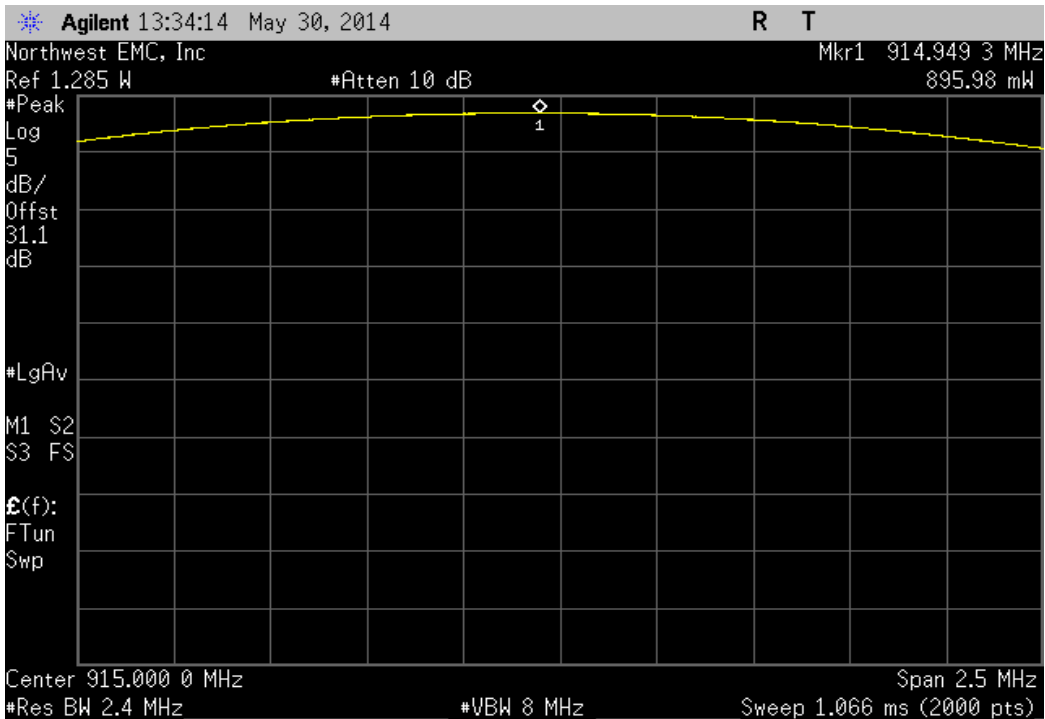
902 MHz - 928 MHz Band, 2.5MHz Bandwidth , 802.11(b) 1 Mbps, Low Channel 13, 905MHz

Value	Limit	Result
891.05 mW	< 1 W	Pass



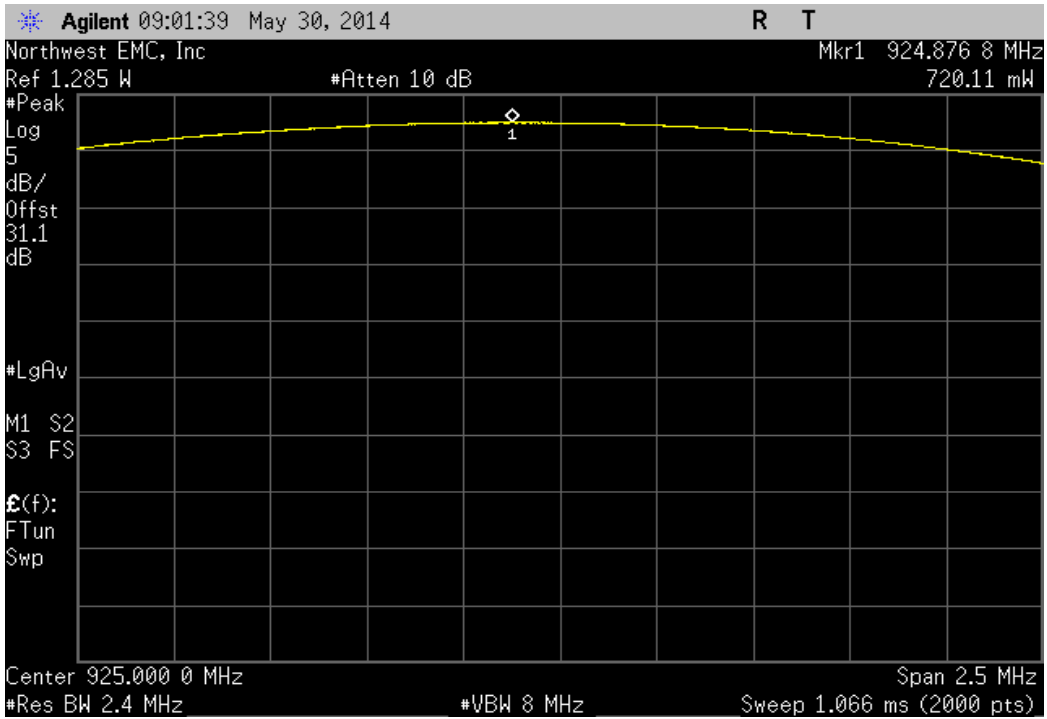
902 MHz - 928 MHz Band, 2.5MHz Bandwidth , 802.11(b) 1 Mbps, Mid Channel 23, 915MHz

Value	Limit	Result
895.983 mW	< 1 W	Pass



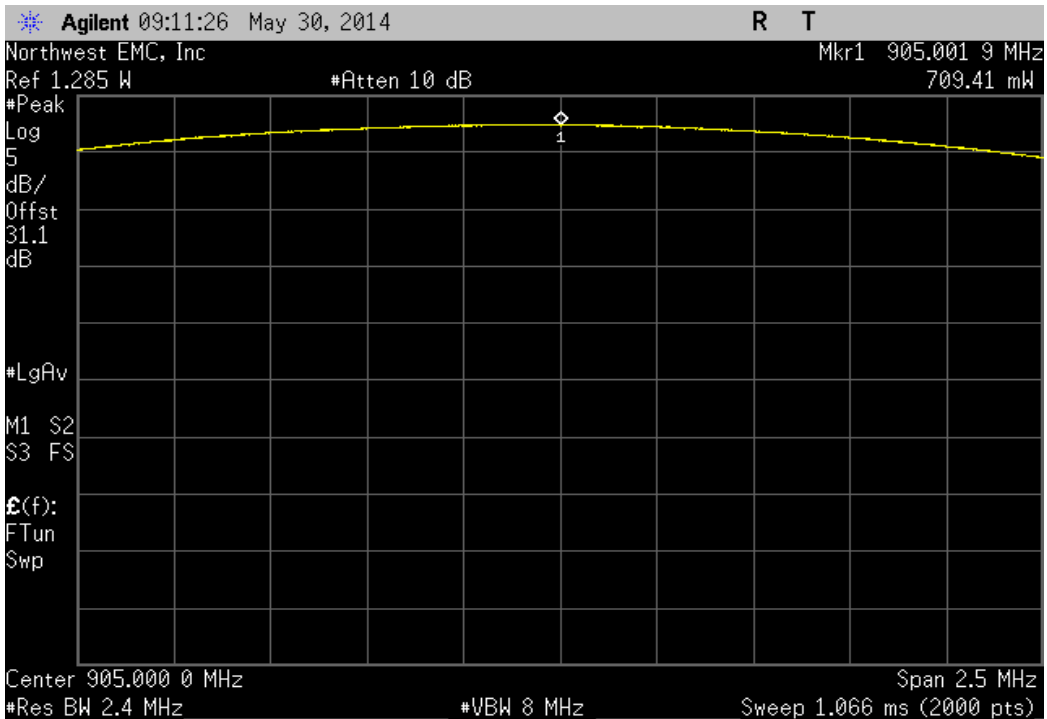
902 MHz - 928 MHz Band, 2.5MHz Bandwidth , 802.11(b) 1 Mbps, High Channel 33, 925MHz

Value	Limit	Result
720.112 mW	< 1 W	Pass



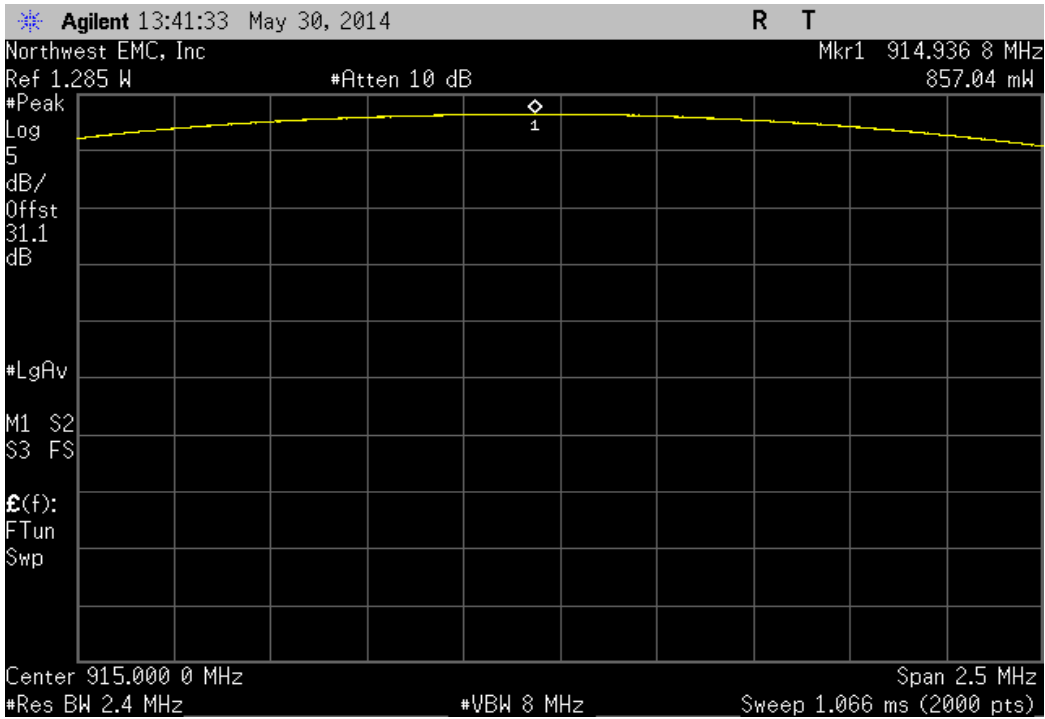
902 MHz - 928 MHz Band, 2.5MHz Bandwidth , 802.11(b) 11 Mbps, Low Channel 13, 905MHz

Value	Limit	Result
709.414 mW	< 1 W	Pass



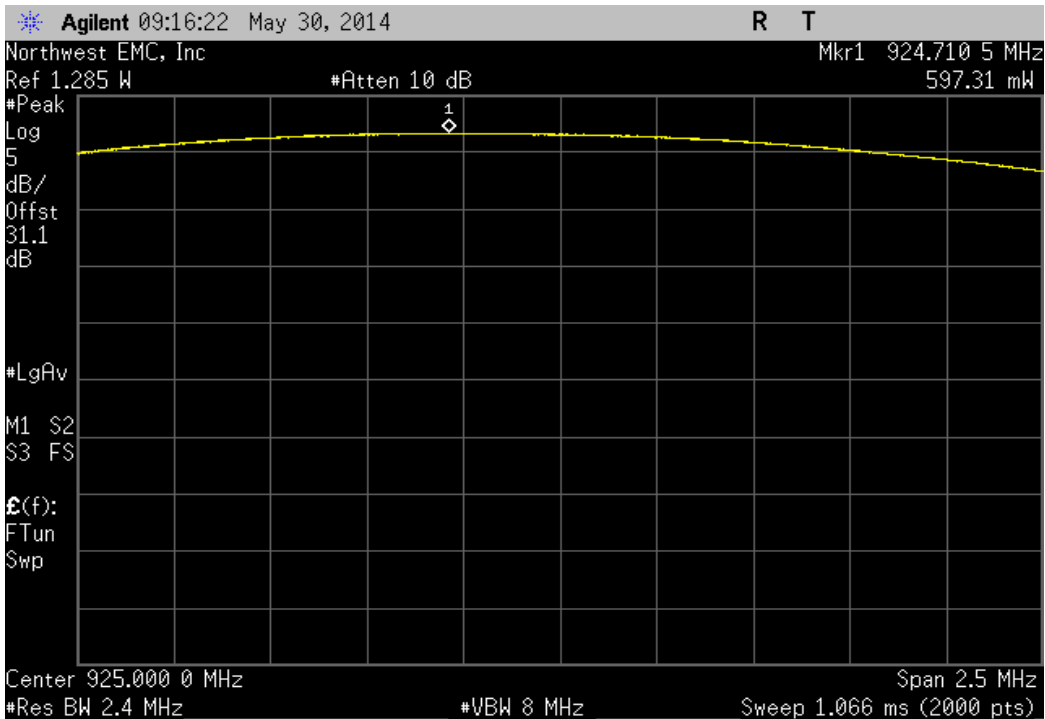
902 MHz - 928 MHz Band, 2.5MHz Bandwidth , 802.11(b) 11 Mbps, Mid Channel 23, 915MHz

Value	Limit	Result
857.038 mW	< 1 W	Pass



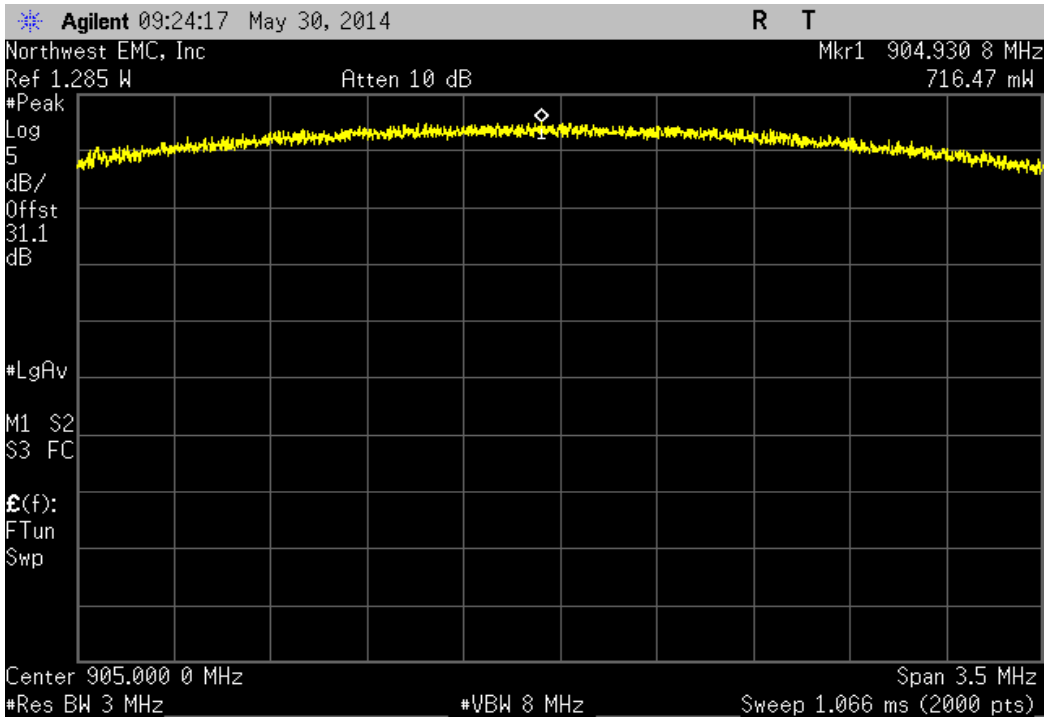
902 MHz - 928 MHz Band, 2.5MHz Bandwidth , 802.11(b) 11 Mbps, High Channel 33, 925MHz

Value	Limit	Result
597.31 mW	< 1 W	Pass



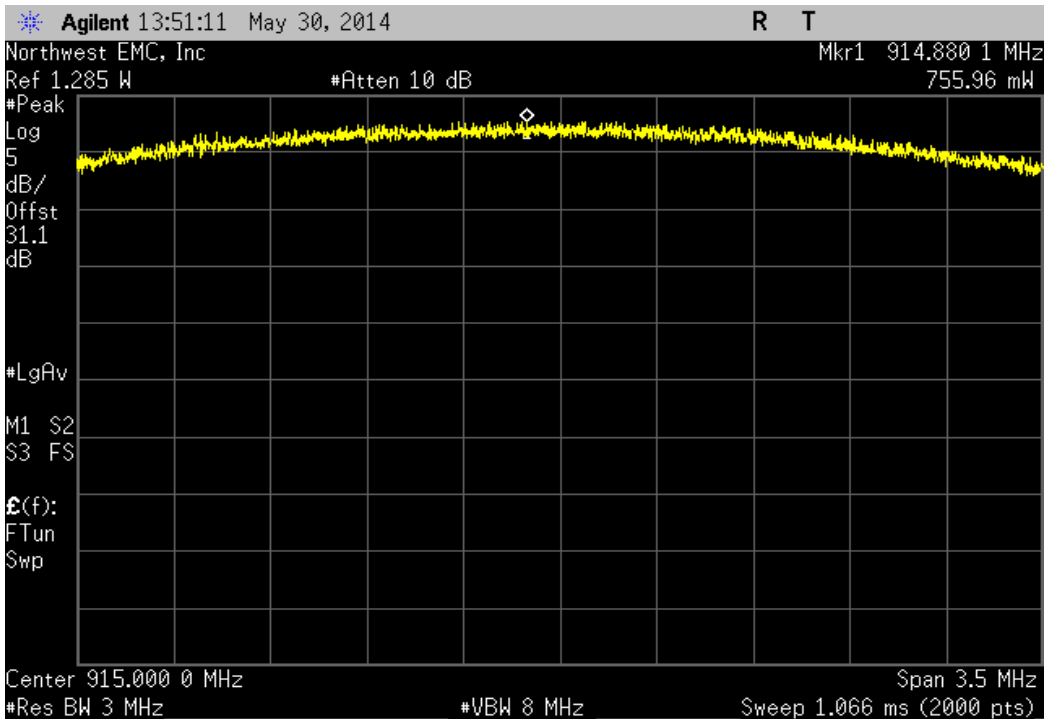
902 MHz - 928 MHz Band, 2.5MHz Bandwidth , 802.11(g) 6 Mbps, Low Channel 13, 905MHz

Value	Limit	Result
716.473 mW	< 1 W	Pass



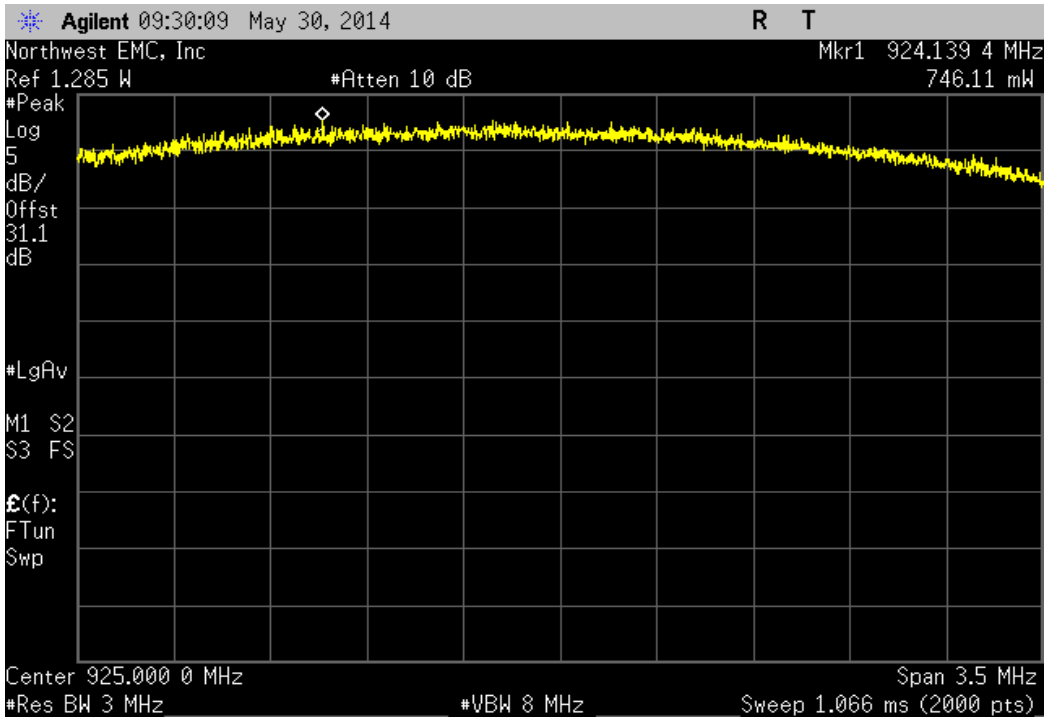
902 MHz - 928 MHz Band, 2.5MHz Bandwidth , 802.11(g) 6 Mbps, Mid Channel 23, 915MHz

Value	Limit	Result
755.962 mW	< 1 W	Pass



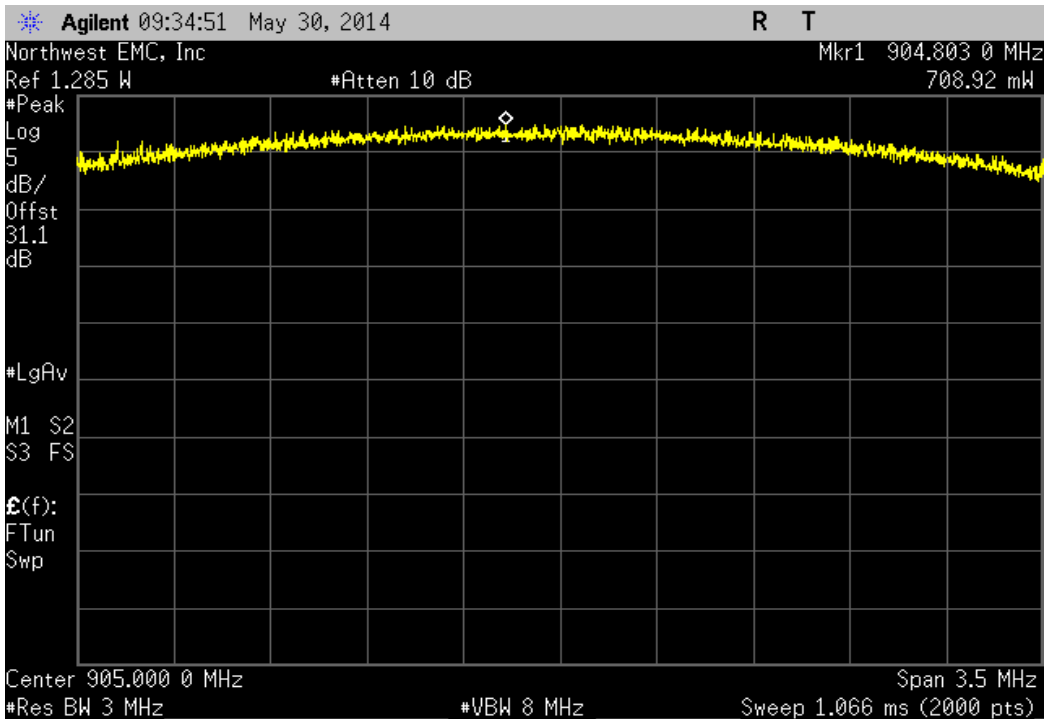
902 MHz - 928 MHz Band, 2.5MHz Bandwidth , 802.11(g) 6 Mbps, High Channel 33, 925MHz

Value	Limit	Result
746.105 mW	< 1 W	Pass



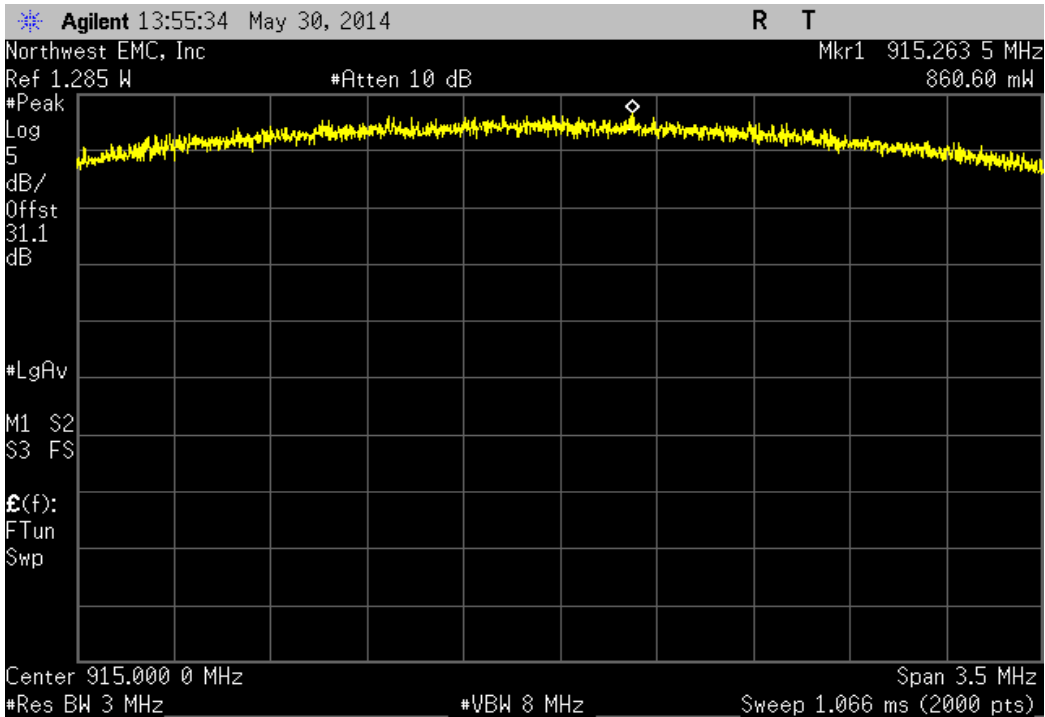
902 MHz - 928 MHz Band, 2.5MHz Bandwidth , 802.11(g) 36 Mbps, Low Channel 13, 905MHz

Value	Limit	Result
708.925 mW	< 1 W	Pass



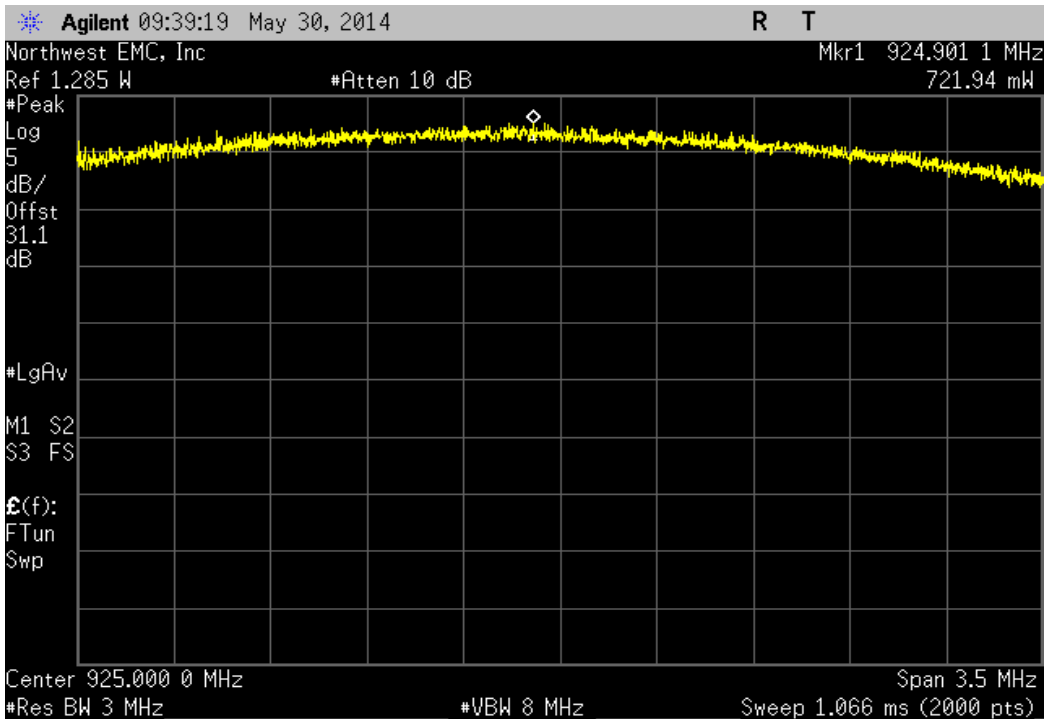
902 MHz - 928 MHz Band, 2.5MHz Bandwidth , 802.11(g) 36 Mbps, Mid Channel 23, 915MHz

Value	Limit	Result
860.597 mW	< 1 W	Pass



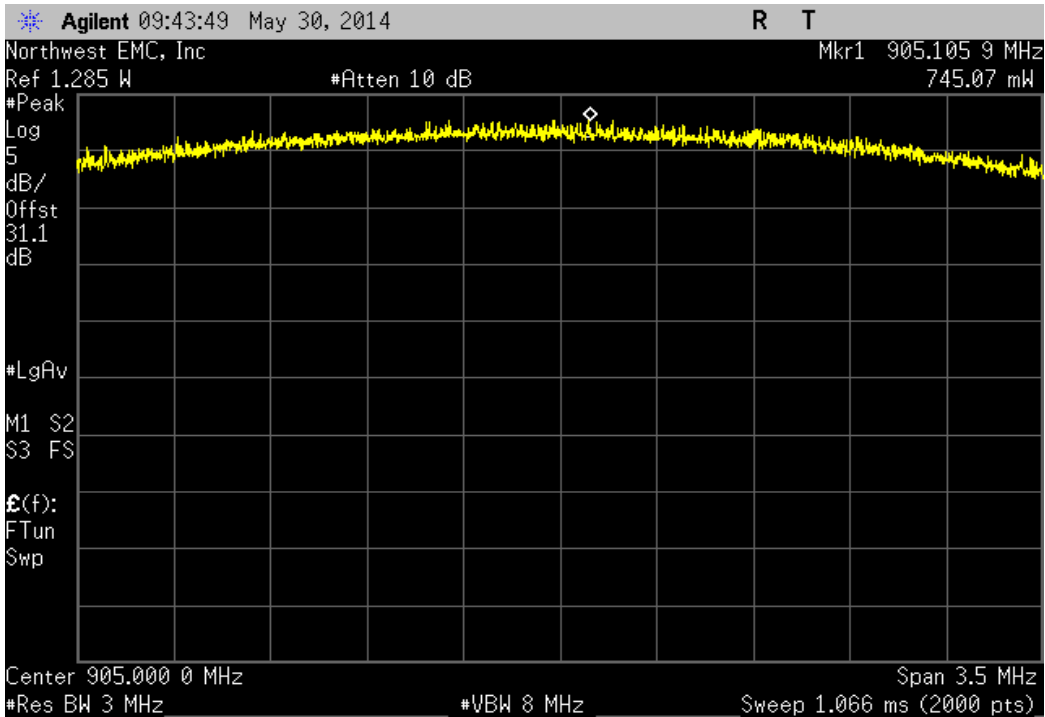
902 MHz - 928 MHz Band, 2.5MHz Bandwidth , 802.11(g) 36 Mbps, High Channel 33, 925MHz

Value	Limit	Result
721.938 mW	< 1 W	Pass



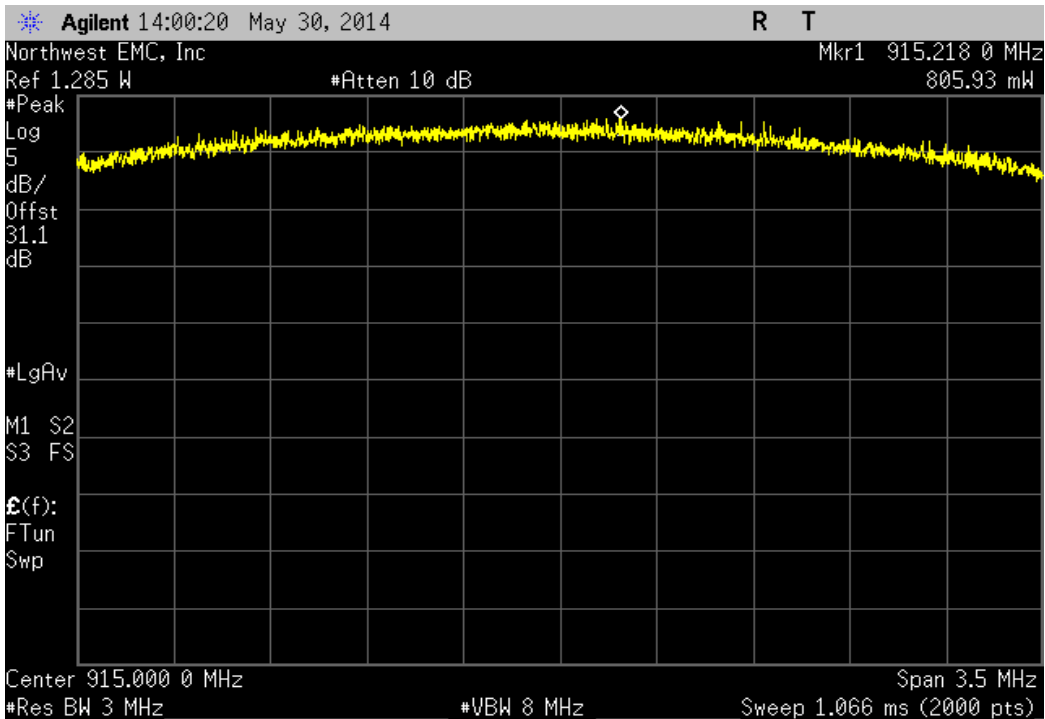
902 MHz - 928 MHz Band, 2.5MHz Bandwidth , 802.11(g) 54 Mbps, Low Channel 13, 905MHz

Value	Limit	Result
745.075 mW	< 1 W	Pass



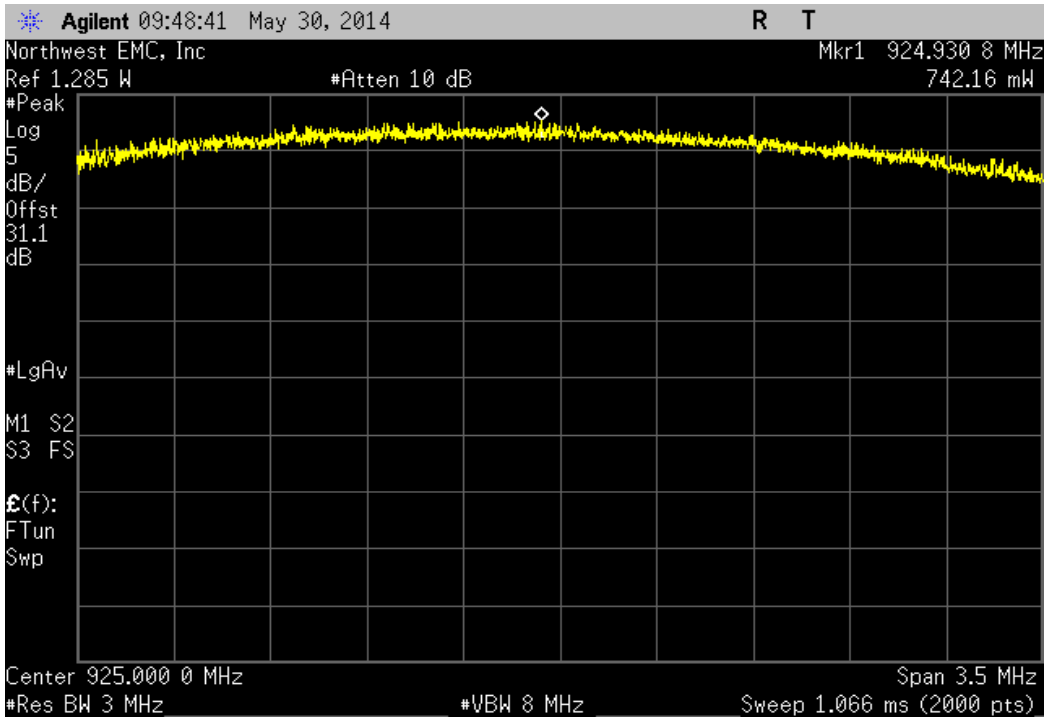
902 MHz - 928 MHz Band, 2.5MHz Bandwidth , 802.11(g) 54 Mbps, Mid Channel 23, 915MHz

Value	Limit	Result
805.935 mW	< 1 W	Pass



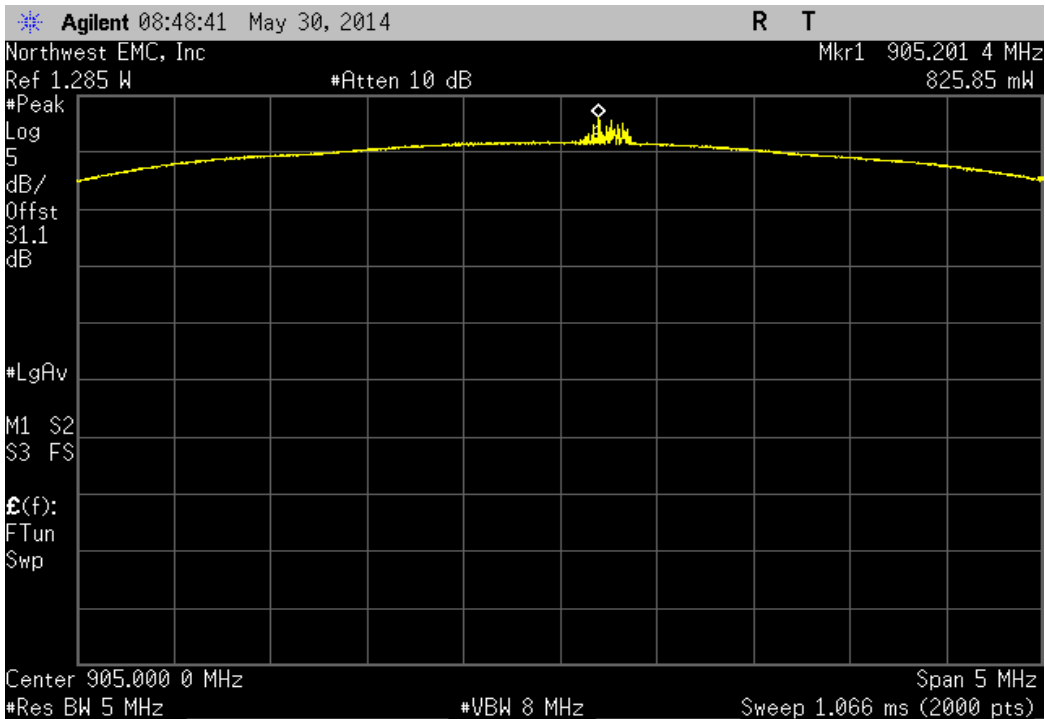
902 MHz - 928 MHz Band, 2.5MHz Bandwidth , 802.11(g) 54 Mbps, High Channel 33, 925MHz

Value	Limit	Result
742.164 mW	< 1 W	Pass



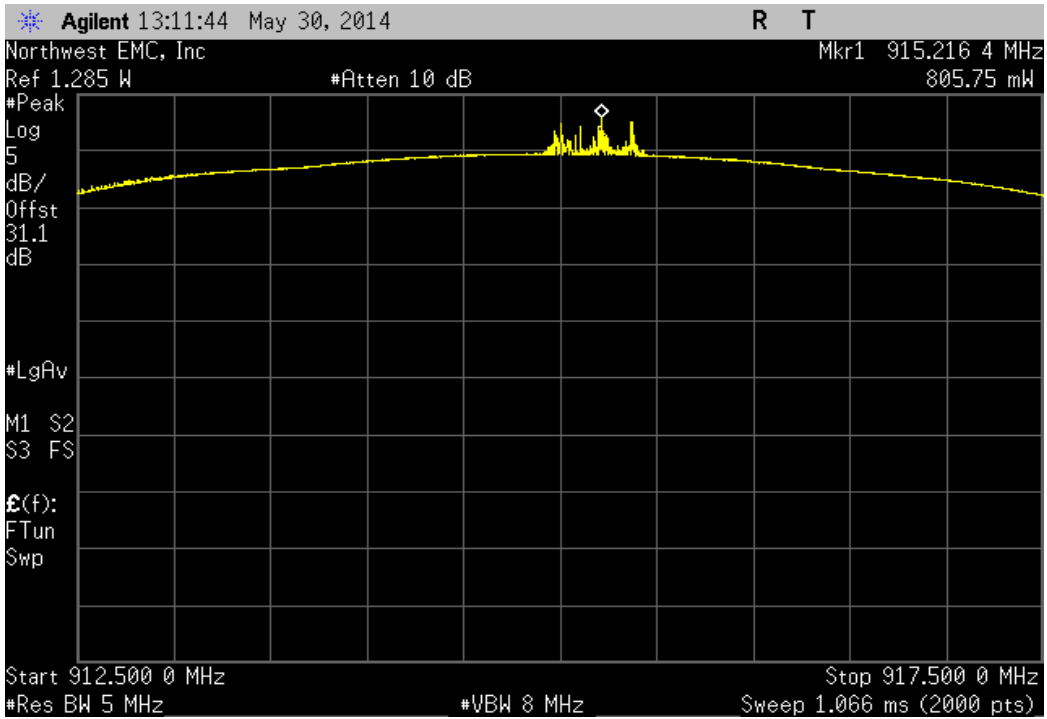
902 MHz - 928 MHz Band, 5MHz Bandwidth , 802.11(b) 1 Mbps, Low Channel 11, 905MHz

Value	Limit	Result
825.848 mW	< 1 W	Pass



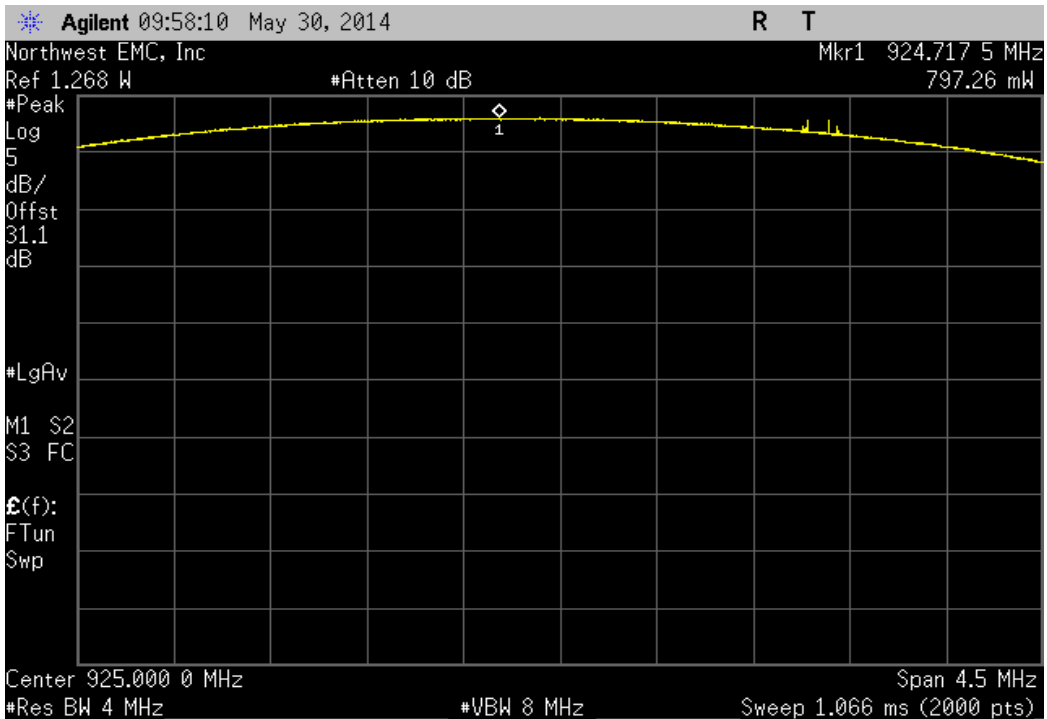
902 MHz - 928 MHz Band, 5MHz Bandwidth , 802.11(b) 1 Mbps, Mid Channel 21, 915MHz

Value	Limit	Result
805.749 mW	< 1 W	Pass



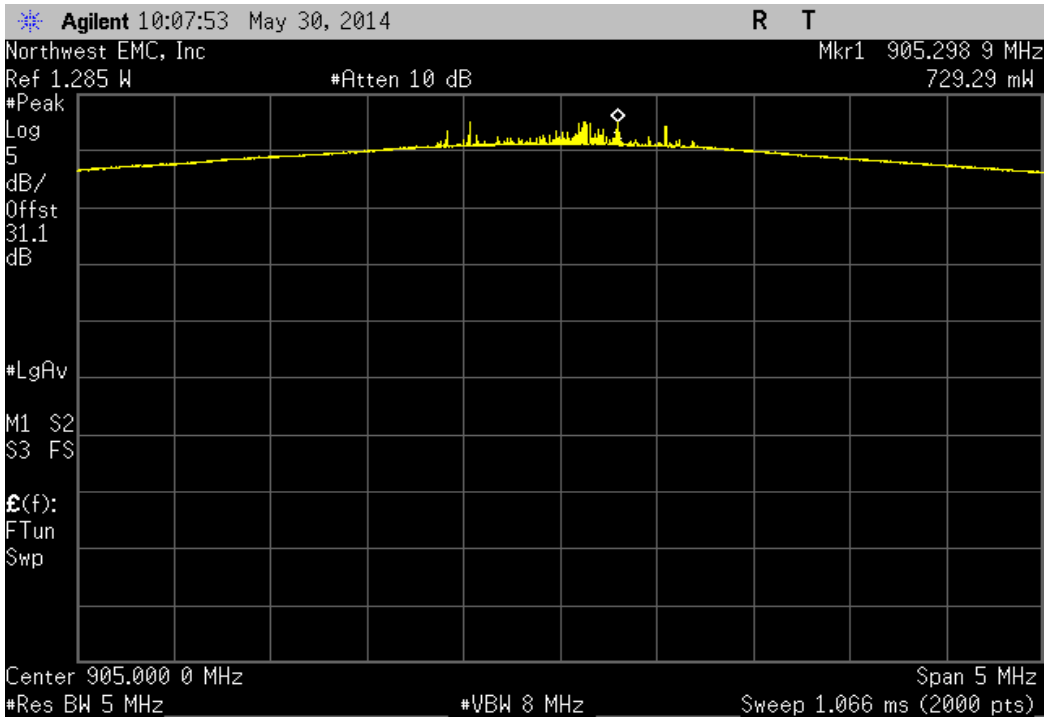
902 MHz - 928 MHz Band, 5MHz Bandwidth , 802.11(b) 1 Mbps, High Channel 31, 925MHz

Value	Limit	Result
797.26 mW	< 1 W	Pass



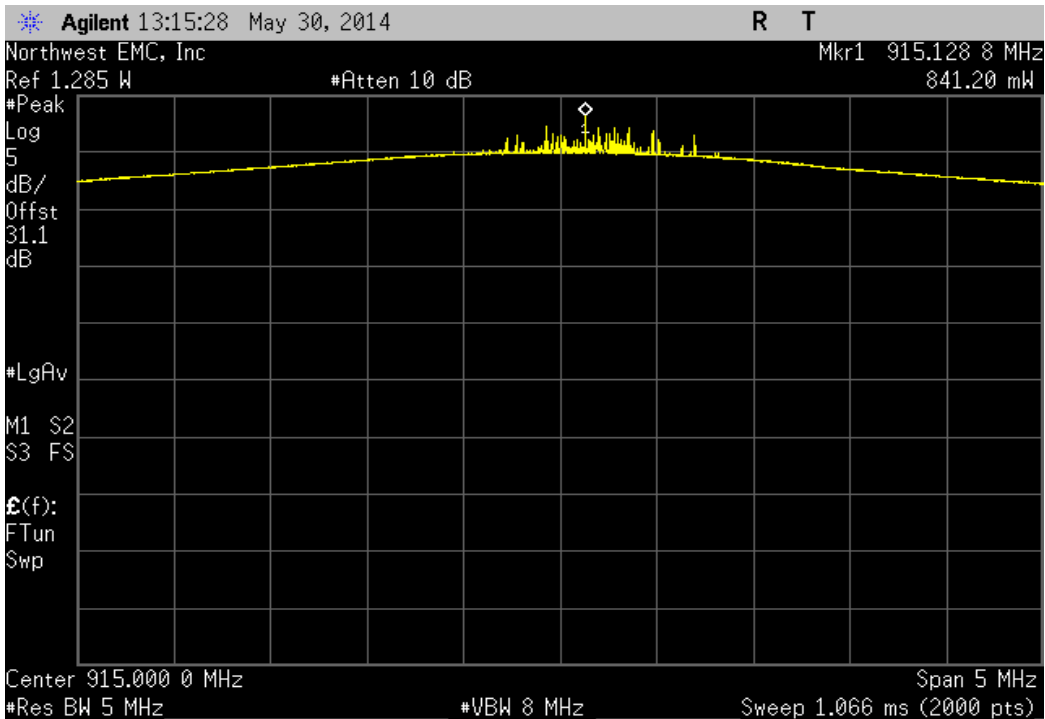
902 MHz - 928 MHz Band, 5MHz Bandwidth , 802.11(b) 11 Mbps, Low Channel 11, 905MHz

Value	Limit	Result
729.29 mW	< 1 W	Pass



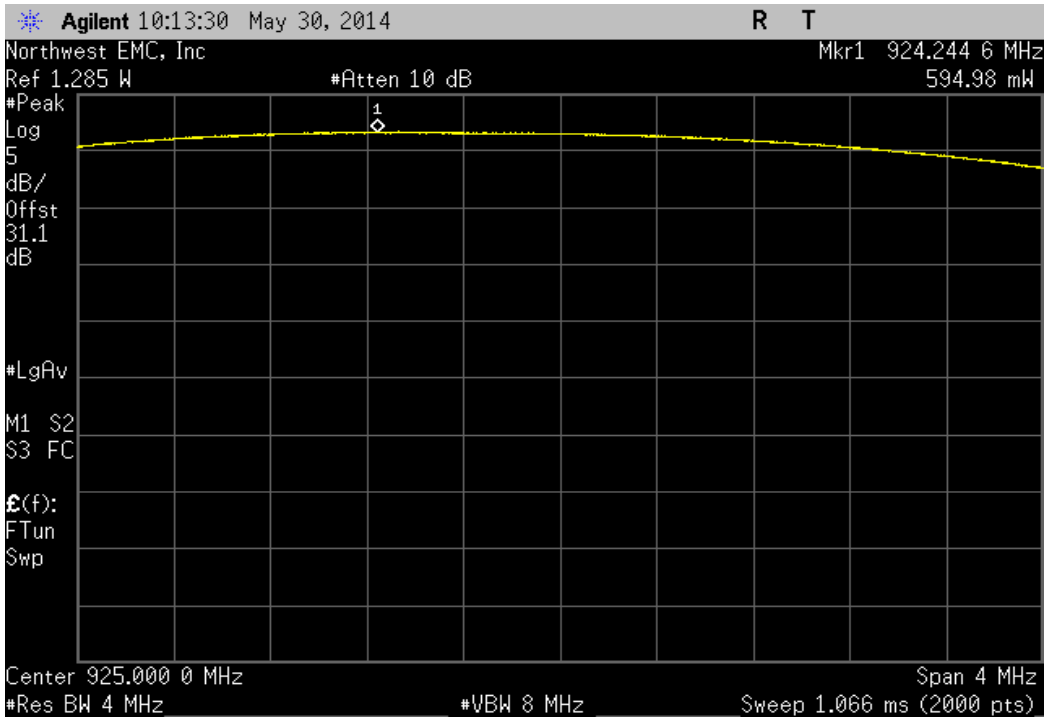
902 MHz - 928 MHz Band, 5MHz Bandwidth , 802.11(b) 11 Mbps, Mid Channel 21, 915MHz

Value	Limit	Result
841.201 mW	< 1 W	Pass



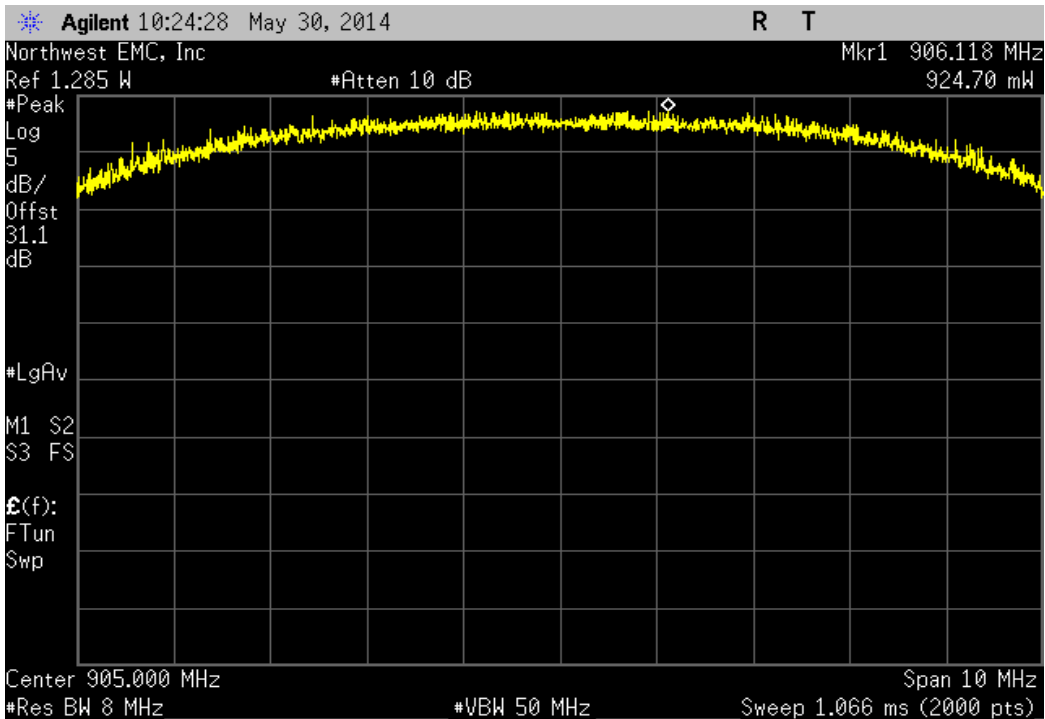
902 MHz - 928 MHz Band, 5MHz Bandwidth , 802.11(b) 11 Mbps, High Channel 31, 925MHz

Value	Limit	Result
594.977 mW	< 1 W	Pass



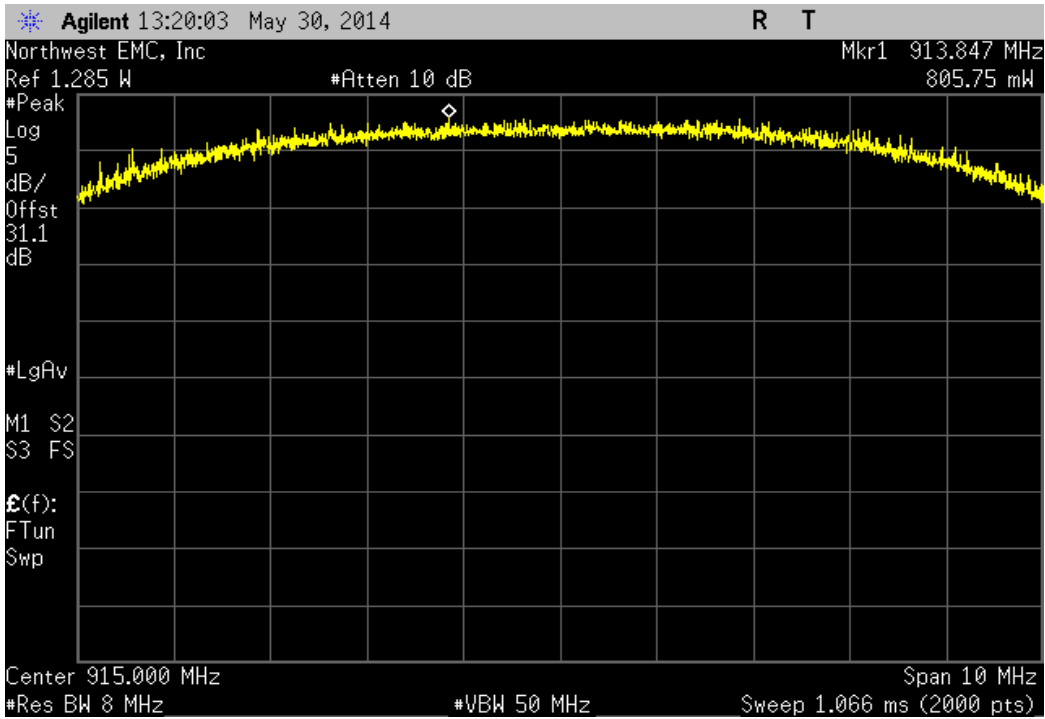
902 MHz - 928 MHz Band, 5MHz Bandwidth , 802.11(g) 6 Mbps, Low Channel 11, 905MHz

Value	Limit	Result
924.698 mW	< 1 W	Pass



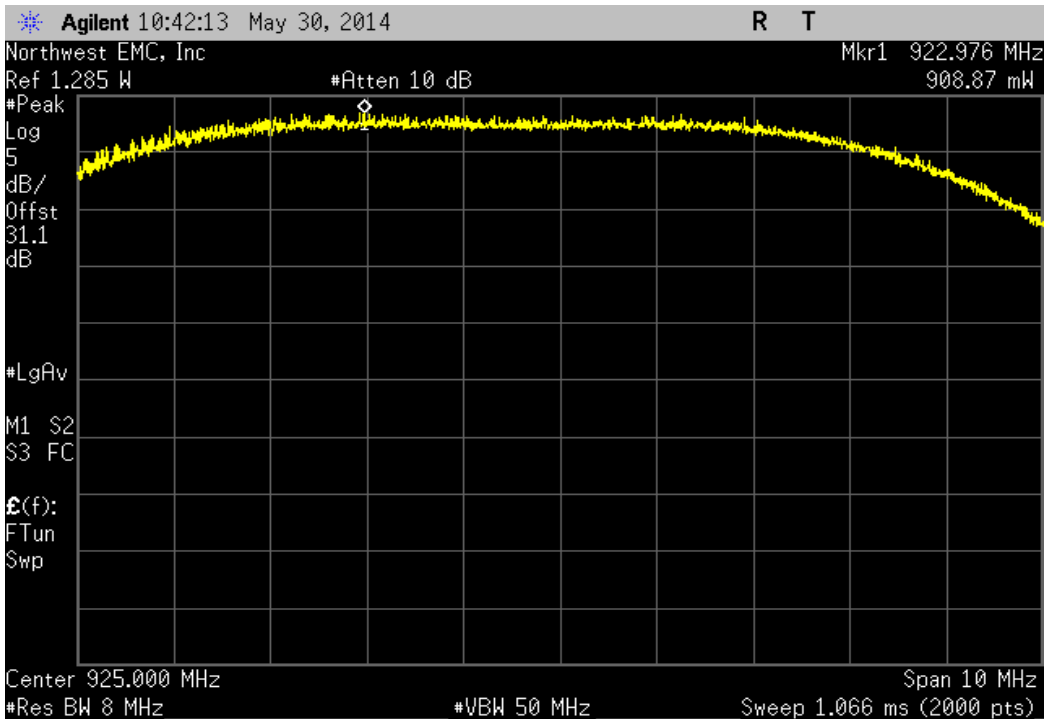
902 MHz - 928 MHz Band, 5MHz Bandwidth , 802.11(g) 6 Mbps, Mid Channel 21, 915MHz

Value	Limit	Result
805.749 mW	< 1 W	Pass



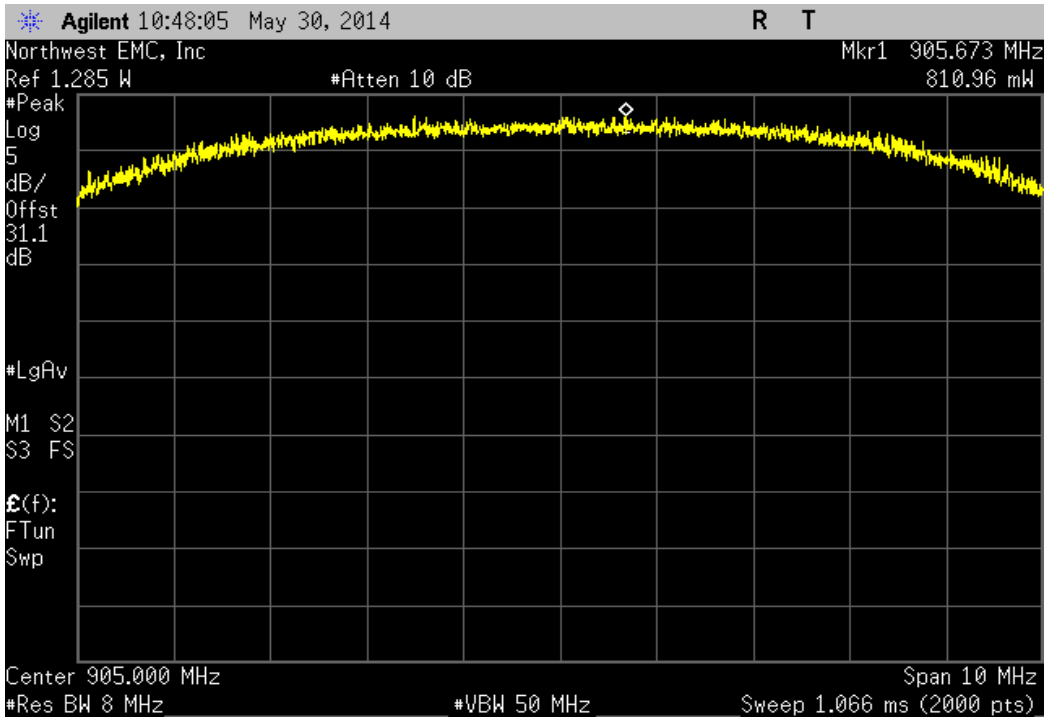
902 MHz - 928 MHz Band, 5MHz Bandwidth , 802.11(g) 6 Mbps, High Channel 31, 925MHz

Value	Limit	Result
908.866 mW	< 1 W	Pass



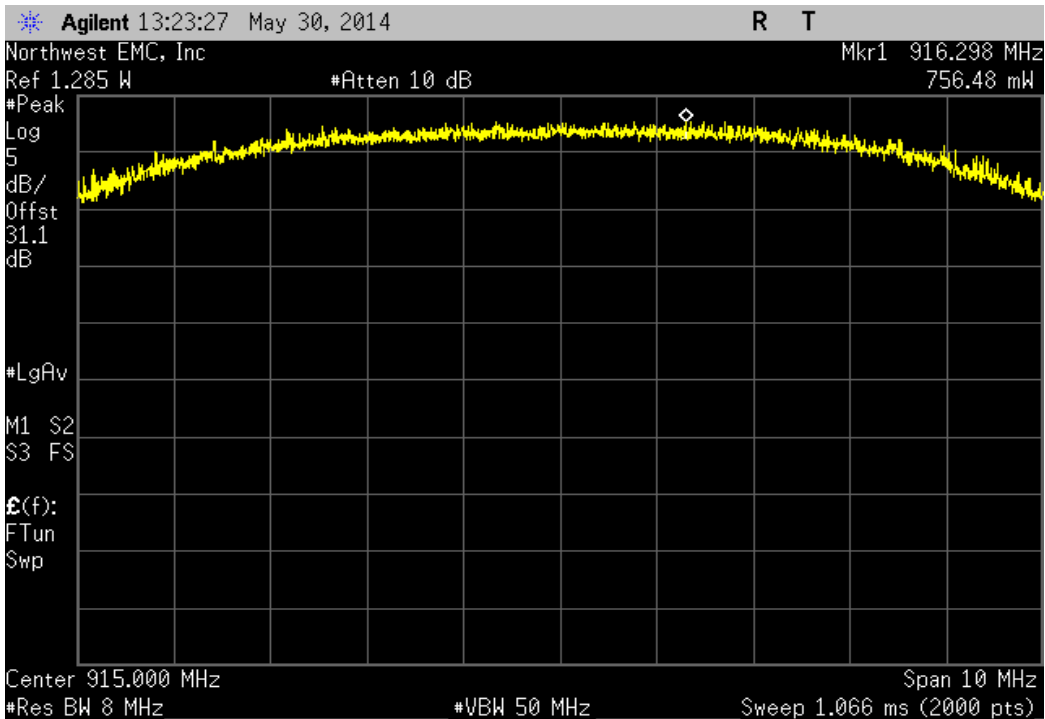
902 MHz - 928 MHz Band, 5MHz Bandwidth , 802.11(g) 36 Mbps, Low Channel 11, 905MHz

Value	Limit	Result
810.961 mW	< 1 W	Pass



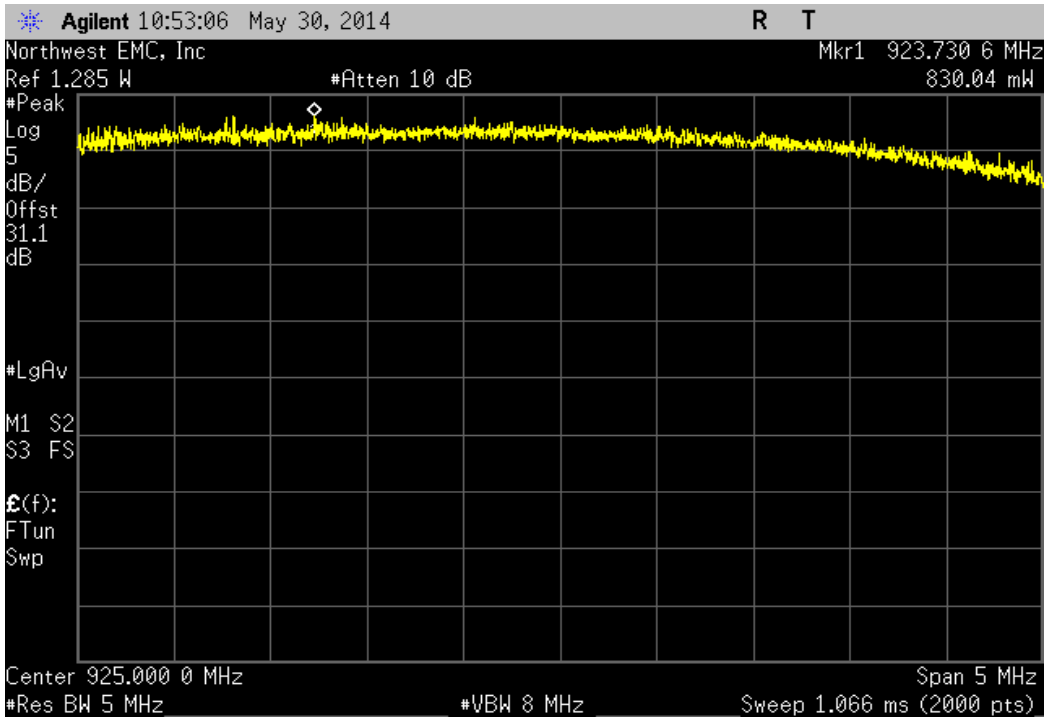
902 MHz - 928 MHz Band, 5MHz Bandwidth , 802.11(g) 36 Mbps, Mid Channel 21, 915MHz

Value	Limit	Result
756.484 mW	< 1 W	Pass



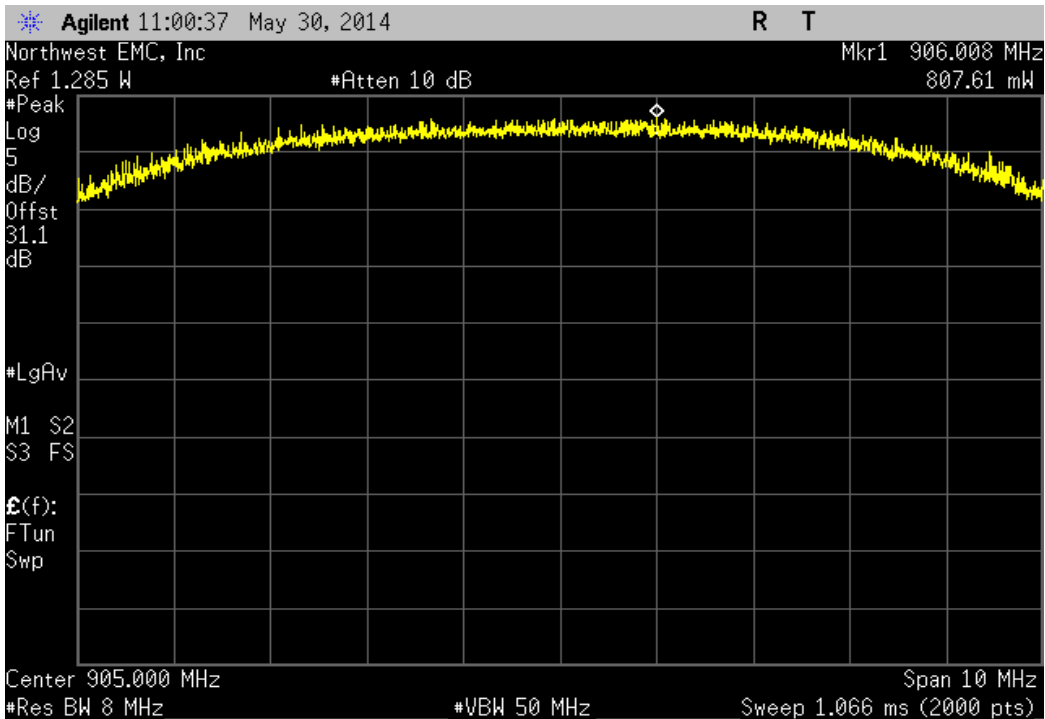
902 MHz - 928 MHz Band, 5MHz Bandwidth , 802.11(g) 36 Mbps, High Channel 31, 925MHz

Value	Limit	Result
830.042 mW	< 1 W	Pass



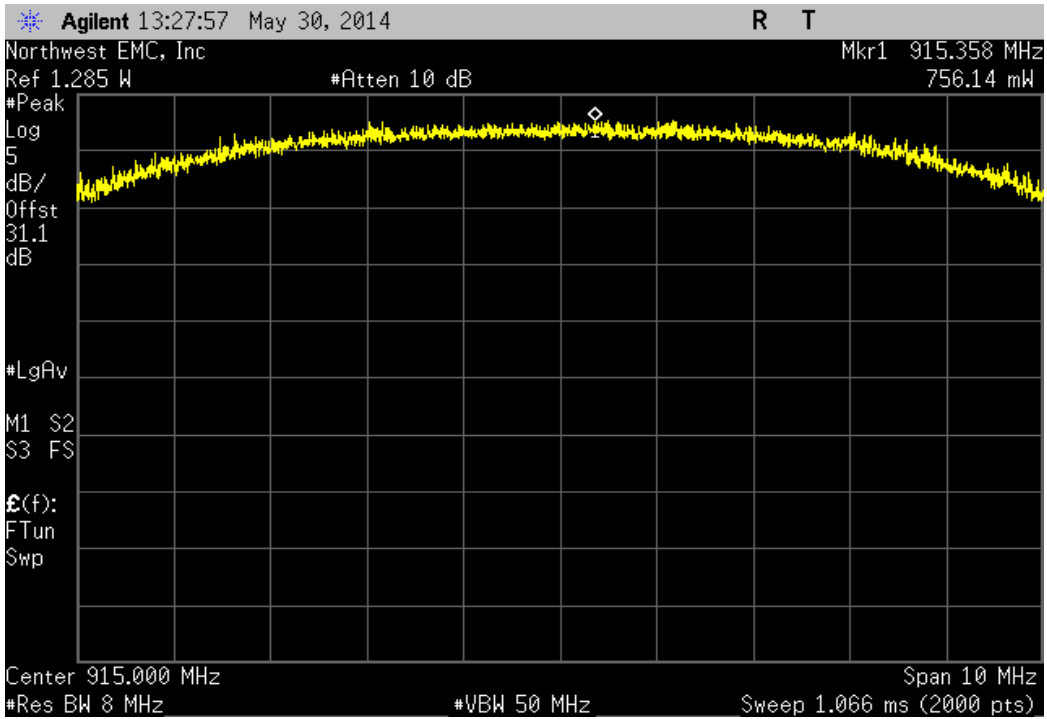
902 MHz - 928 MHz Band, 5MHz Bandwidth , 802.11(g) 54 Mbps, Low Channel 11, 905MHz

Value	Limit	Result
807.607 mW	< 1 W	Pass



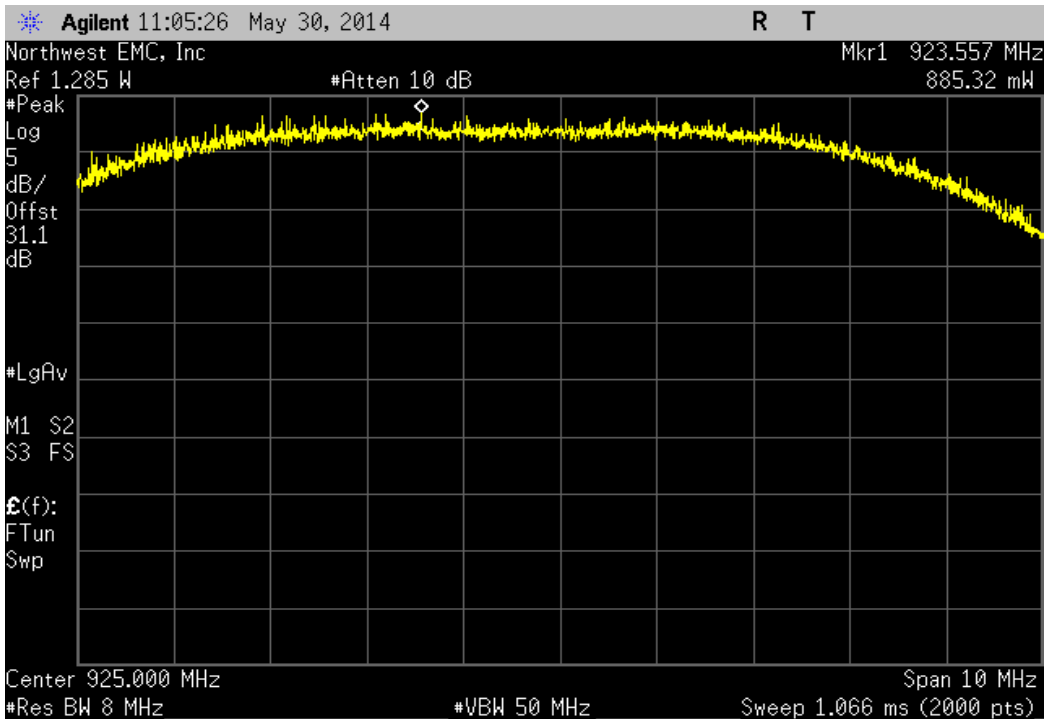
902 MHz - 928 MHz Band, 5MHz Bandwidth , 802.11(g) 54 Mbps, Mid Channel 21, 915MHz

Value	Limit	Result
756.136 mW	< 1 W	Pass



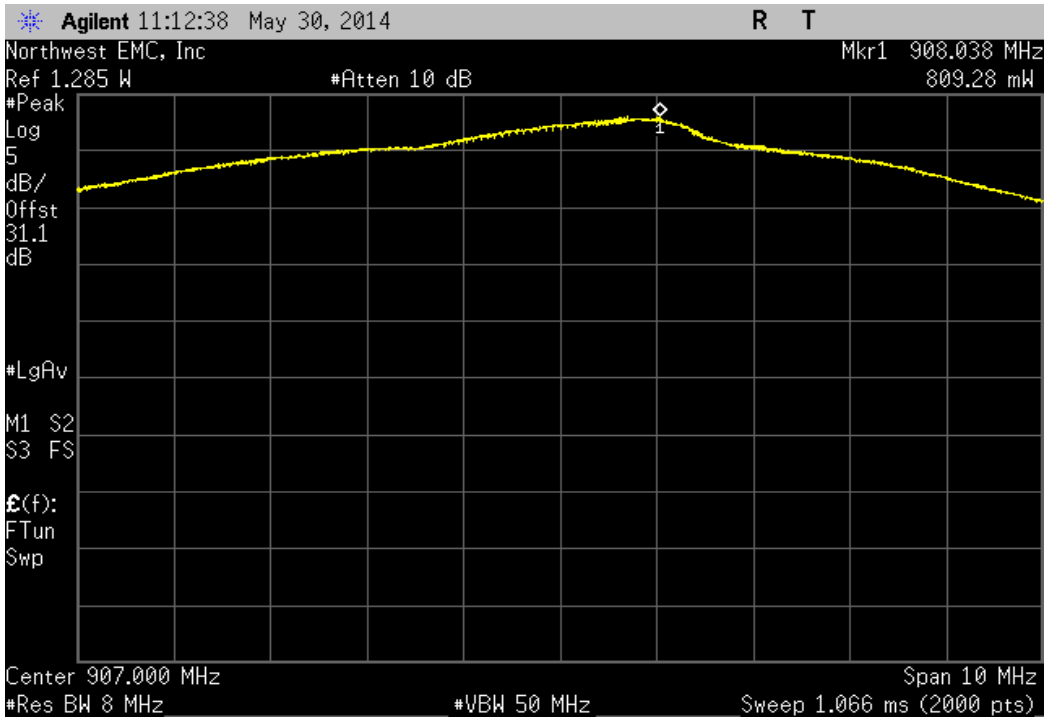
902 MHz - 928 MHz Band, 5MHz Bandwidth , 802.11(g) 54 Mbps, High Channel 31, 925MHz

Value	Limit	Result
885.319 mW	< 1 W	Pass



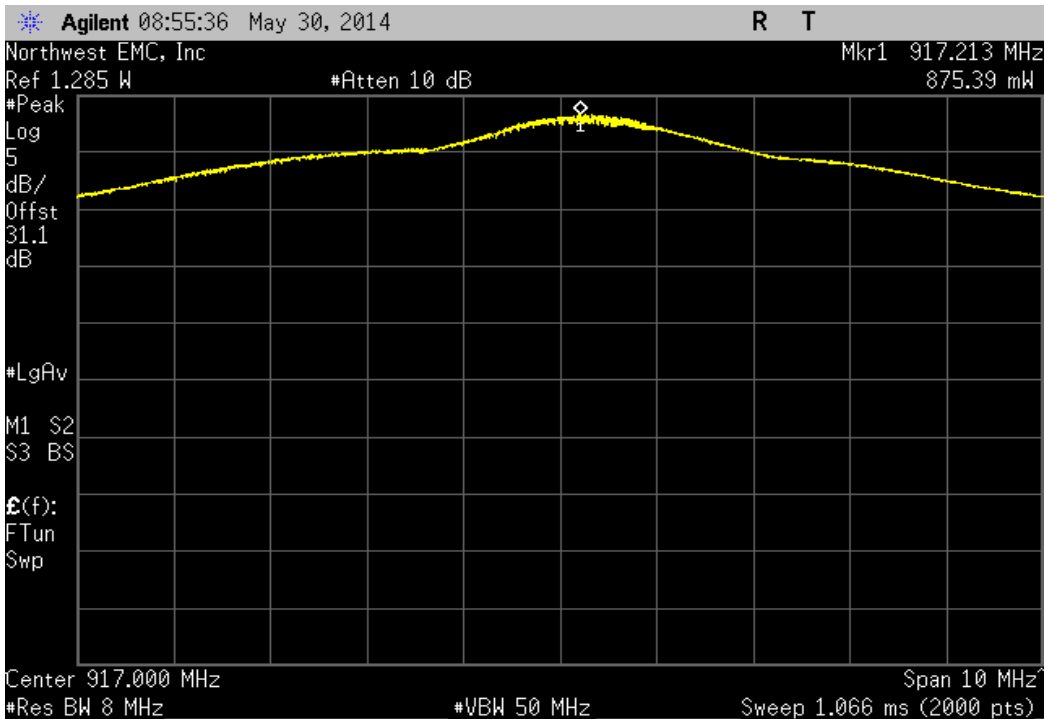
902 MHz - 928 MHz Band, 10MHz Bandwidth , 802.11(b) 1 Mbps, Low Channel 14, 907MHz

Value	Limit	Result
809.282 mW	< 1 W	Pass



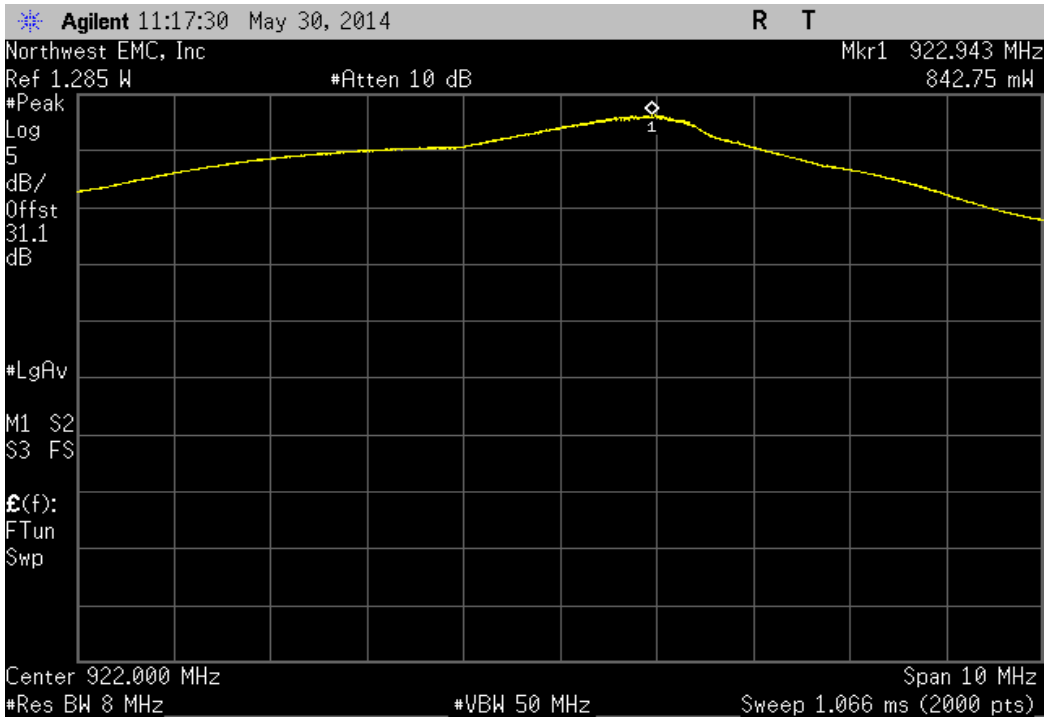
902 MHz - 928 MHz Band, 10MHz Bandwidth , 802.11(b) 1 Mbps, Mid Channel 24, 917MHz

Value	Limit	Result
875.387 mW	< 1 W	Pass



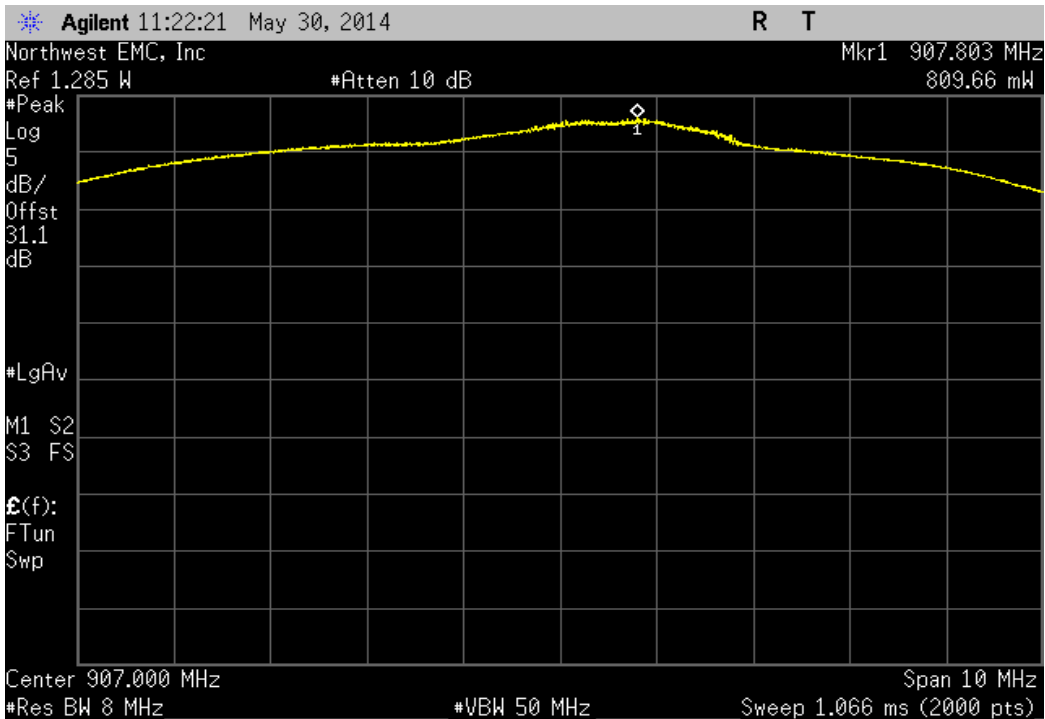
902 MHz - 928 MHz Band, 10MHz Bandwidth , 802.11(b) 1 Mbps, High Channel 29, 922MHz

Value	Limit	Result
842.752 mW	< 1 W	Pass



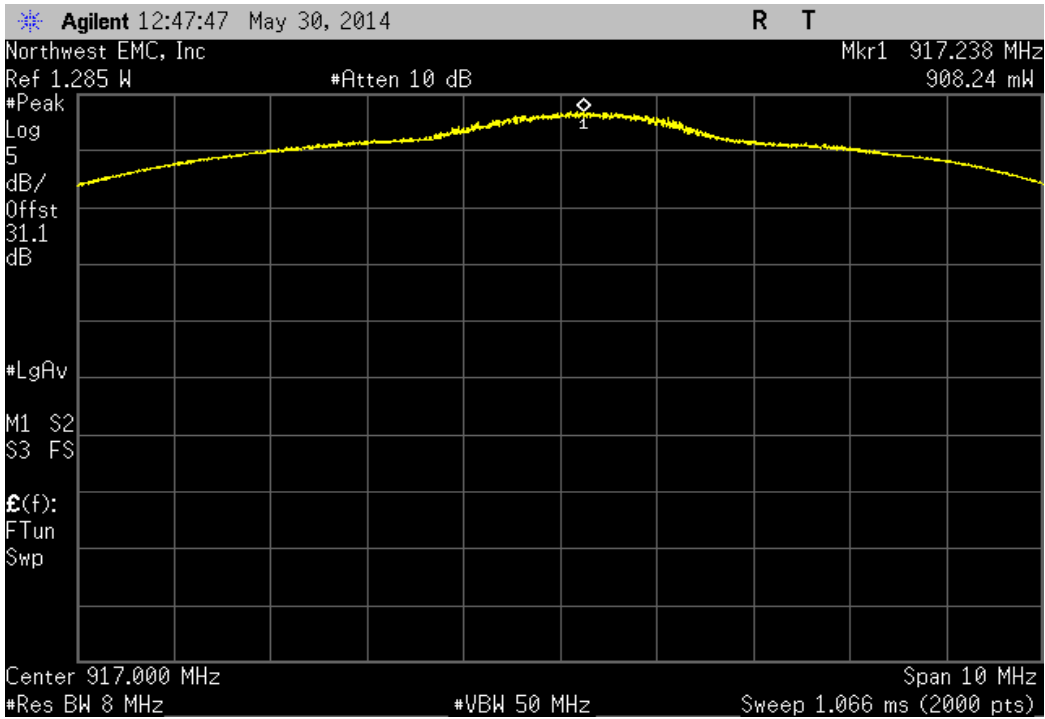
902 MHz - 928 MHz Band, 10MHz Bandwidth , 802.11(b) 11 Mbps, Low Channel 14, 907MHz

Value	Limit	Result
809.655 mW	< 1 W	Pass



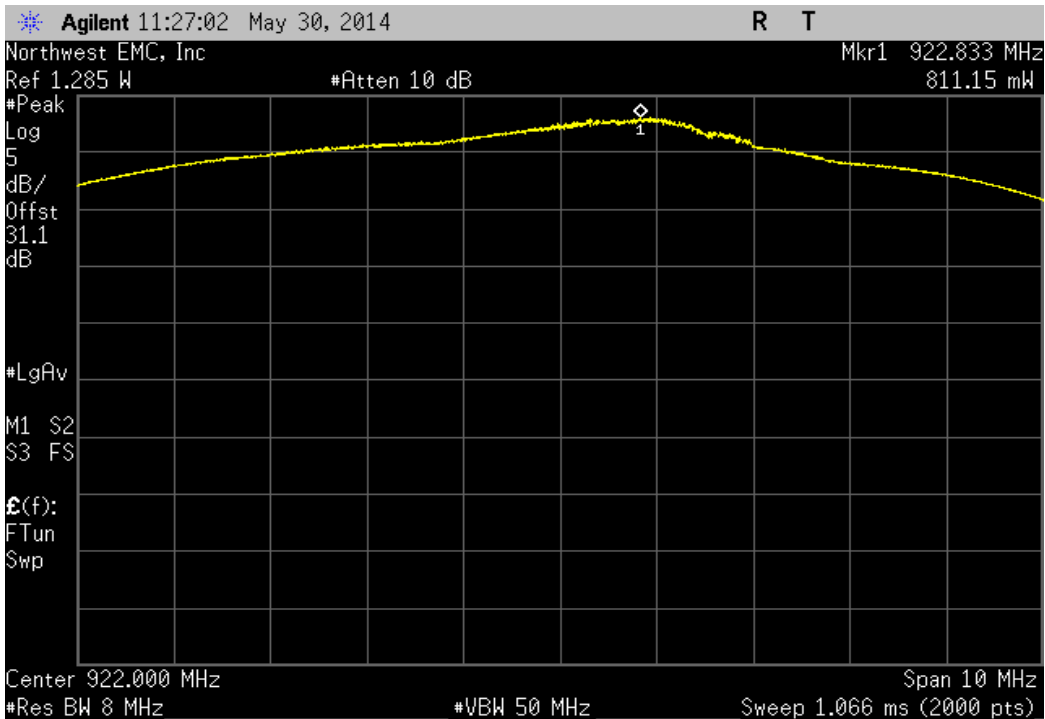
902 MHz - 928 MHz Band, 10MHz Bandwidth , 802.11(b) 11 Mbps, Mid Channel 24, 917MHz

Value	Limit	Result
908.239 mW	< 1 W	Pass



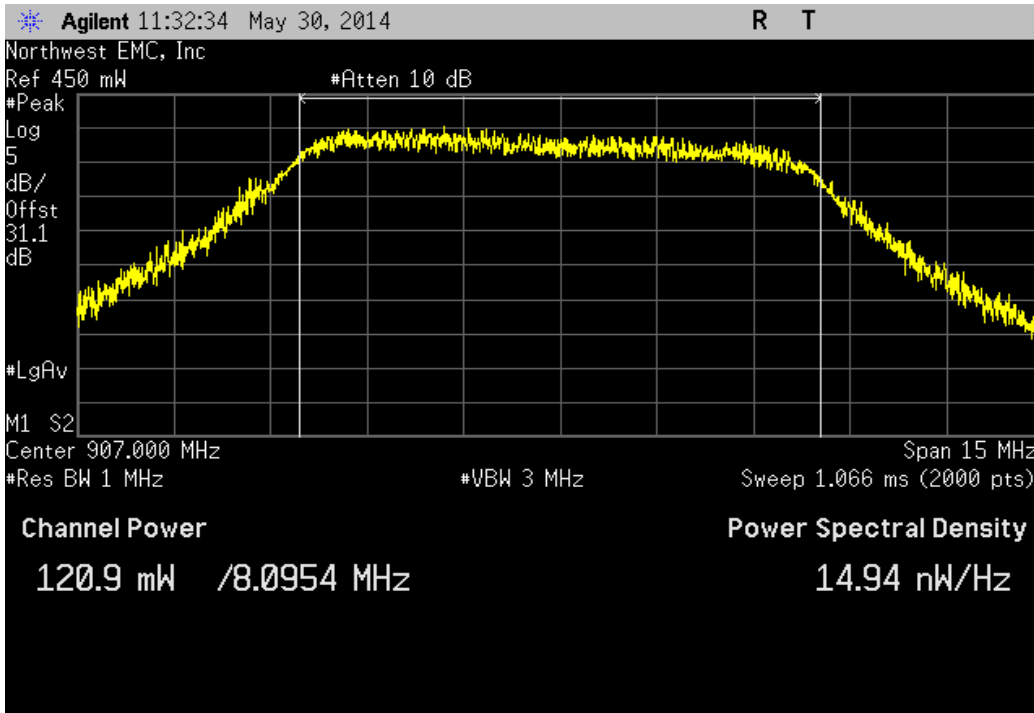
902 MHz - 928 MHz Band, 10MHz Bandwidth , 802.11(b) 11 Mbps, High Channel 29, 922MHz

Value	Limit	Result
811.148 mW	< 1 W	Pass



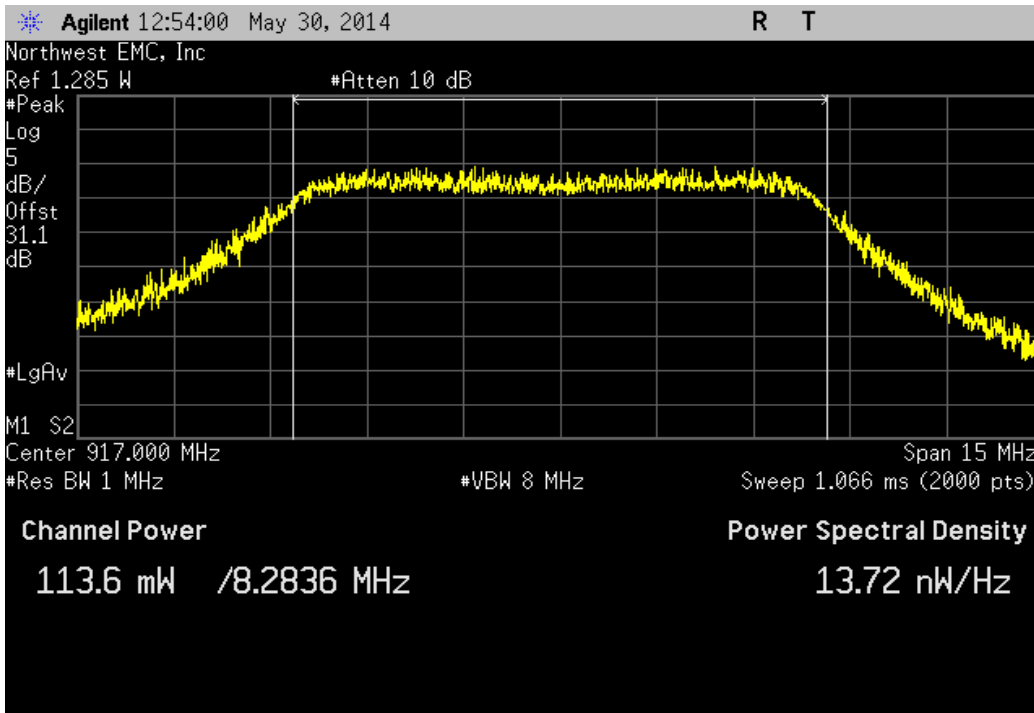
902 MHz - 928 MHz Band, 10MHz Bandwidth , 802.11(g) 6 Mbps, Low Channel 14, 907MHz

Value	Limit	Result
120.911 mW	< 1 W	Pass



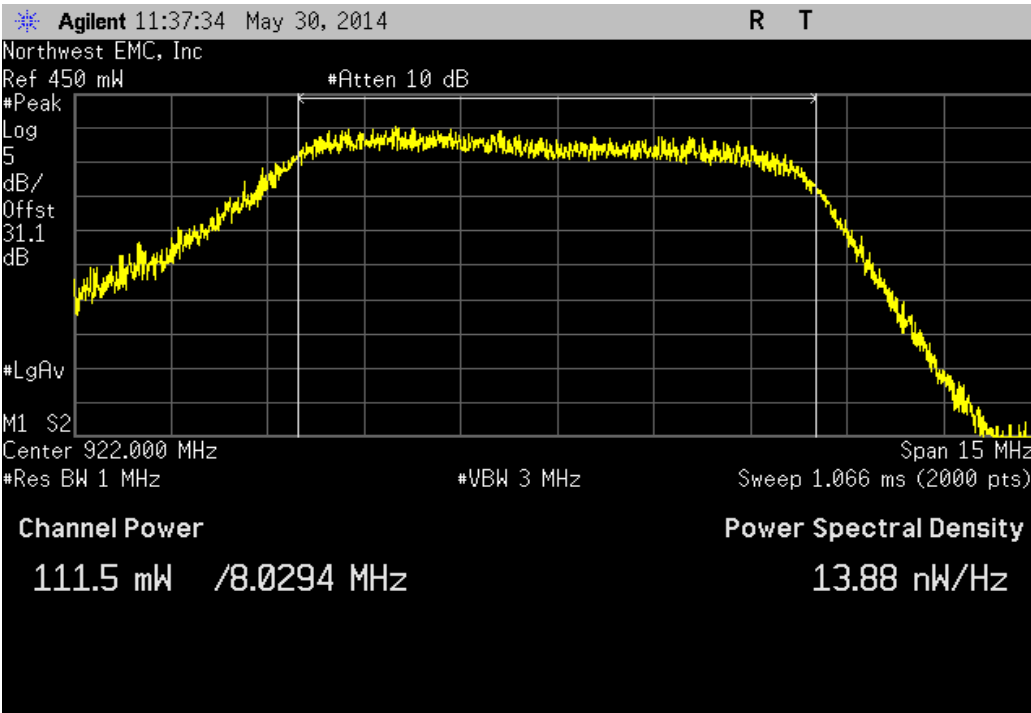
902 MHz - 928 MHz Band, 10MHz Bandwidth , 802.11(g) 6 Mbps, Mid Channel 24, 917MHz

Value	Limit	Result
113.649 mW	< 1 W	Pass



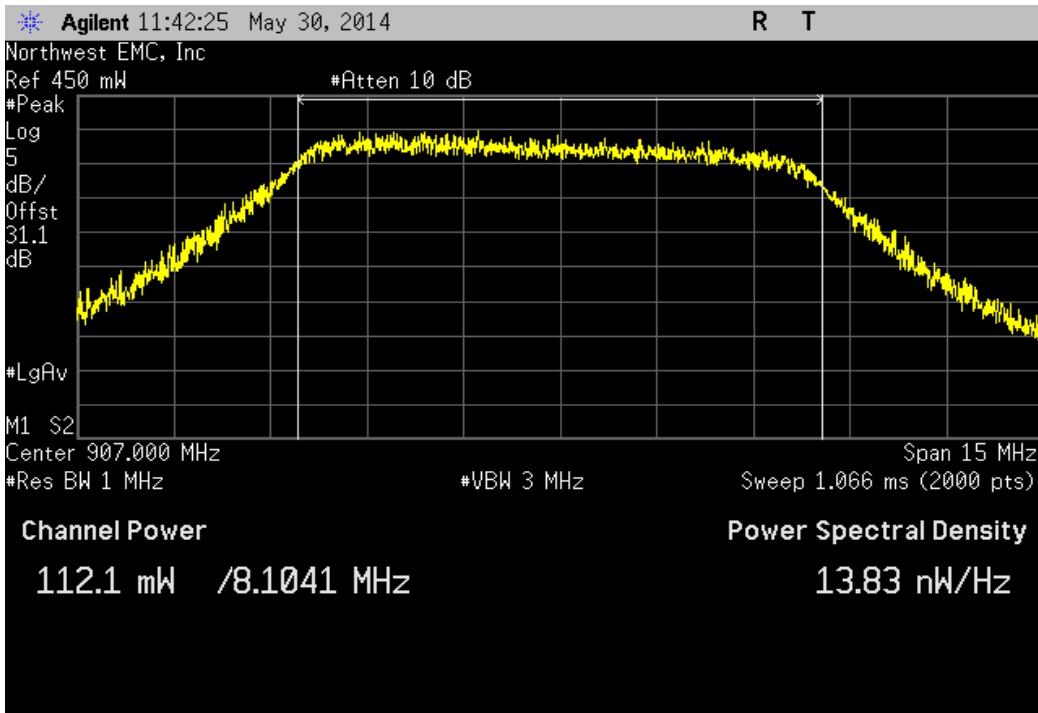
902 MHz - 928 MHz Band, 10MHz Bandwidth , 802.11(g) 6 Mbps, High Channel 29, 922MHz

Value	Limit	Result
111.478 mW	< 1 W	Pass



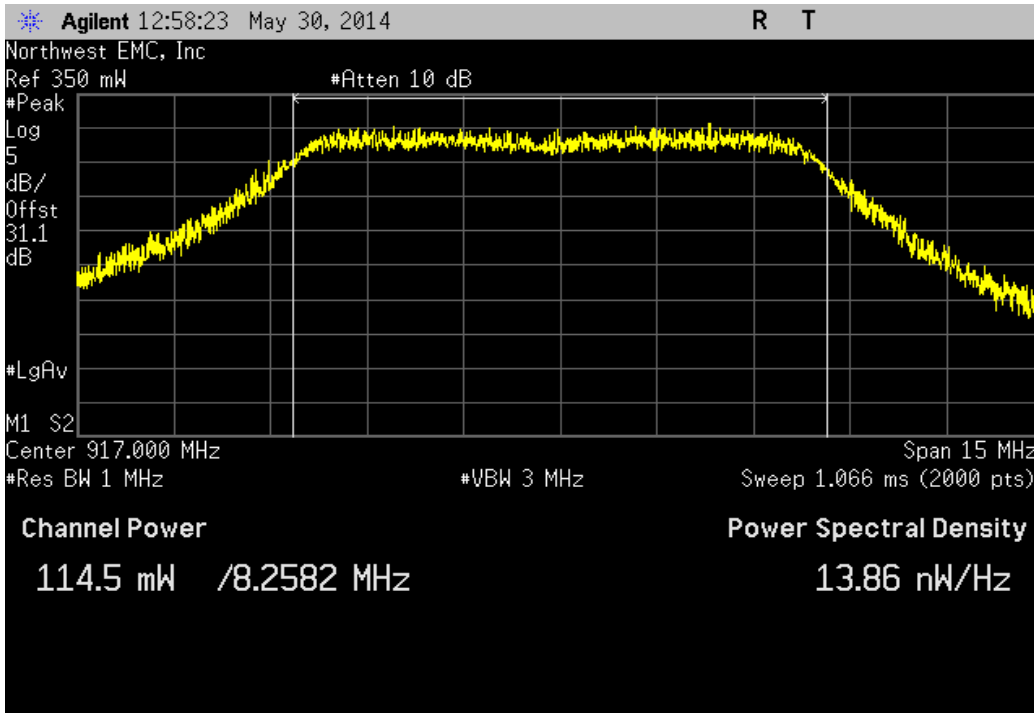
902 MHz - 928 MHz Band, 10MHz Bandwidth , 802.11(g) 36 Mbps, Low Channel 14, 907MHz

Value	Limit	Result
112.09 mW	< 1 W	Pass



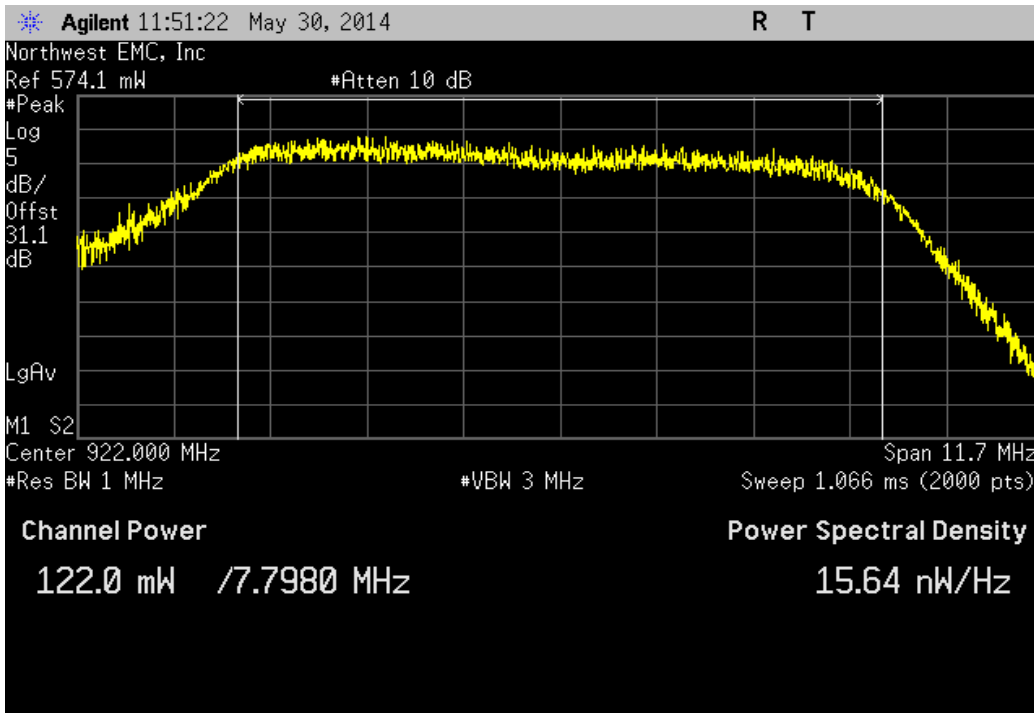
902 MHz - 928 MHz Band, 10MHz Bandwidth , 802.11(g) 36 Mbps, Mid Channel 24, 917MHz

Value	Limit	Result
114.485 mW	< 1 W	Pass



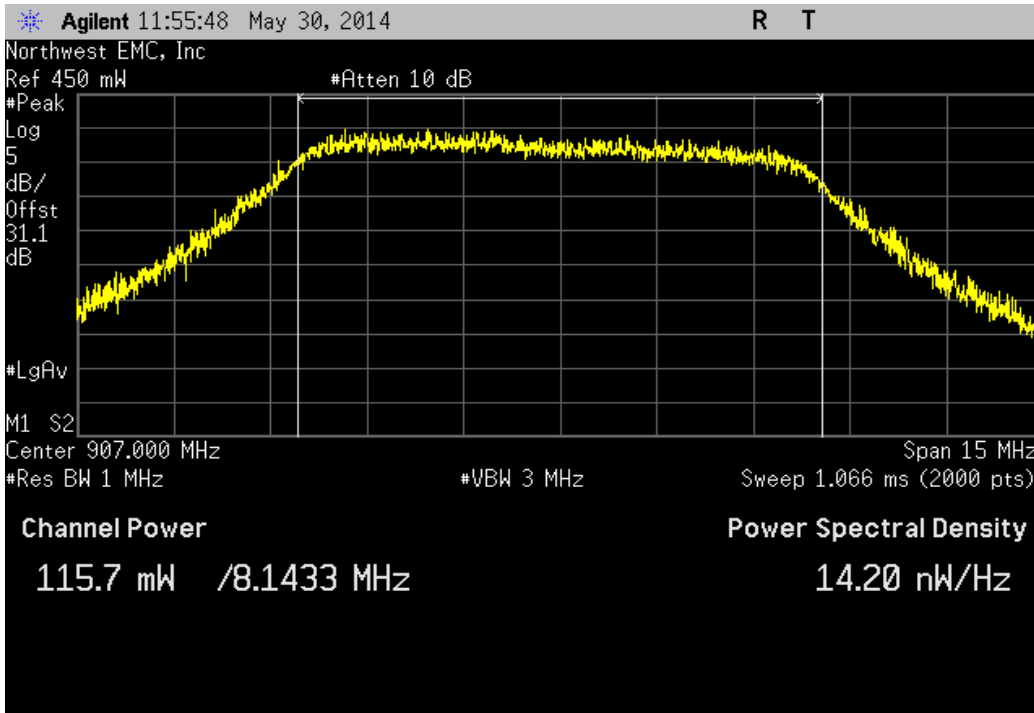
902 MHz - 928 MHz Band, 10MHz Bandwidth , 802.11(g) 36 Mbps, High Channel 29, 922MHz

Value	Limit	Result
122.0 mW	< 1 W	Pass



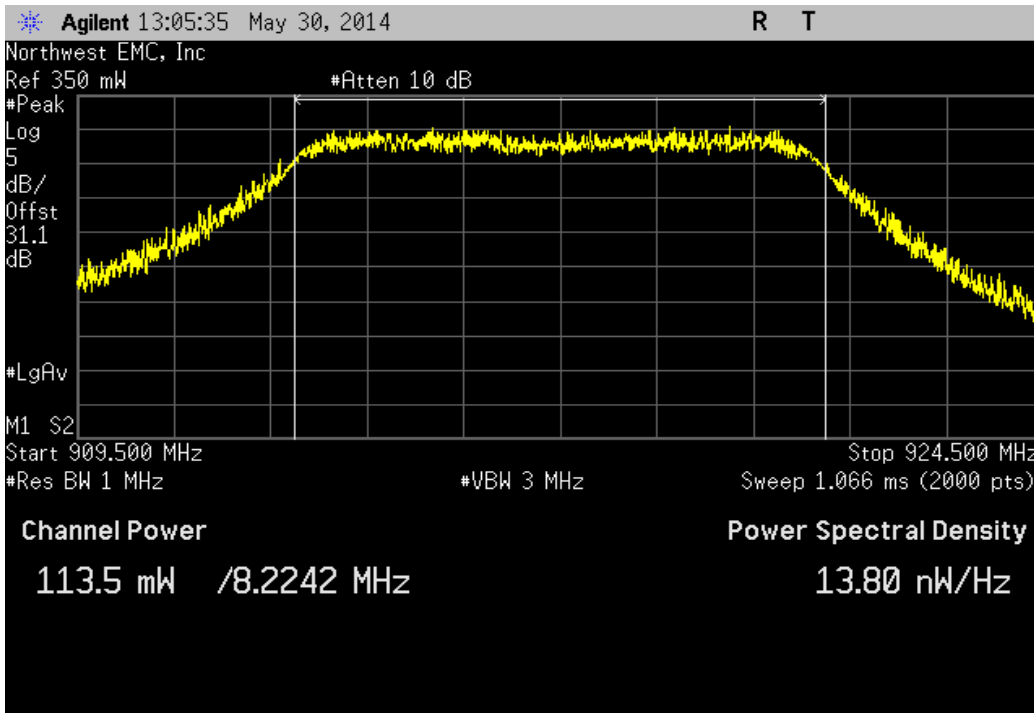
902 MHz - 928 MHz Band, 10MHz Bandwidth , 802.11(g) 54 Mbps, Low Channel 14, 907MHz

Value	Limit	Result
115.659 mW	< 1 W	Pass



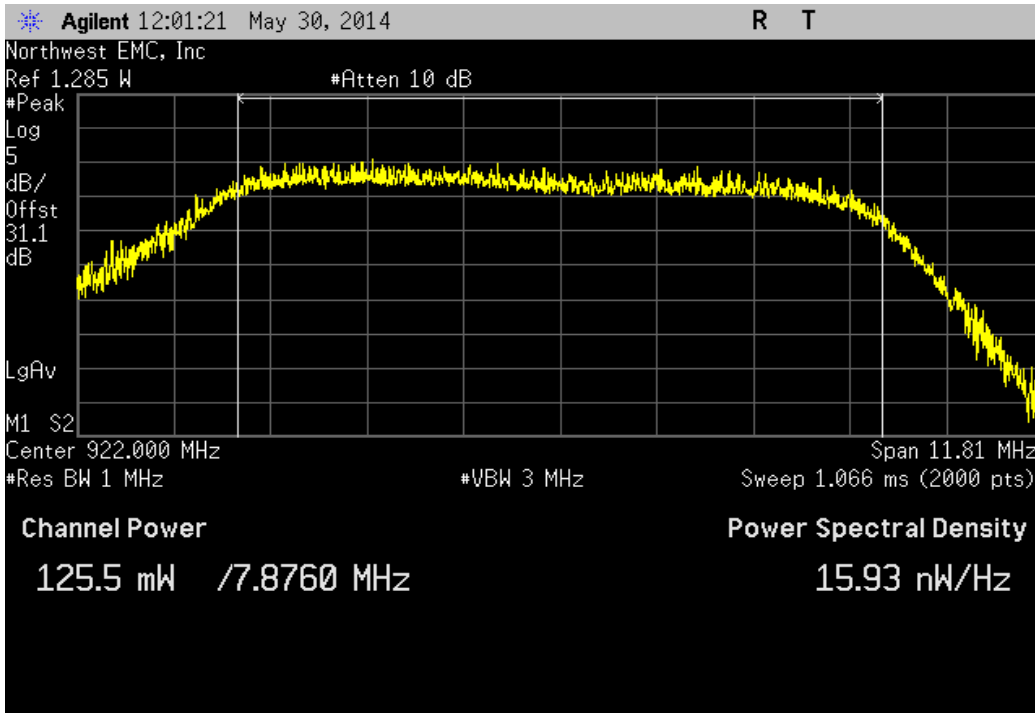
902 MHz - 928 MHz Band, 10MHz Bandwidth , 802.11(g) 54 Mbps, Mid Channel 24, 917MHz

Value	Limit	Result
113.5 mW	< 1 W	Pass



902 MHz - 928 MHz Band, 10MHz Bandwidth , 802.11(g) 54 Mbps, High Channel 29, 922MHz

Value	Limit	Result
125.5 mW	< 1 W	Pass



POWER SPECTRAL DENSITY

Testing was performed using the mode(s) of operation and configuration(s) noted within the report. The individuals and/or the organization requesting the test provided the modes, configurations and settings used to complete the evaluation. The actual test parameters are specified in the test data, this includes items such as investigated frequency range (scanned) and test levels. The testing methods and performance specifications, as well as the test site used for the evaluation are indicated in the test data.

TEST EQUIPMENT

Description	Manufacturer	Model	ID	Last Cal.	Interval
40GHz DC Block	Miteq	DCB4000	AMD	4/28/2014	12
Attenuator 20 dB, SMA M/F 26GHz	S.M. Electronics	SA26B-20	AUY	7/30/2013	12
EV06 Direct Connect Cable	ESM Cable Corp.	TT	ECA	NCR	0
Attenuator 6 dB, SMA M/F 26GHz	S.M. Electronics	SA26B-6	AUX	7/30/2013	12
Power Meter	Agilent	N1913A	SQR	4/29/2013	36
Power Sensor	Agilent	E9300H	SQO	4/29/2013	36
Spectrum Analyzer	Agilent	E4446A	AAQ	1/21/2014	24
MXG MW Analog Signal Generator 40 Gig	Agilent	N5183A	TID	9/19/2011	36

TEST DESCRIPTION

The maximum power spectral density measurements were measured with the EUT set to the required transmit frequencies in each band. The measurement was made using a direct connection between the RF output of the EUT and the spectrum analyzer. The EUT was transmitting at the lowest, middle, and maximum data rate for each modulation type available.

Per the procedure outlined in FCC KDB 558074 D01 DTS Measurement Section 5.3.1, the spectrum analyzer was used as follows:

- RBW = 100 kHz
- VBW = 300 kHz
- Detector = Peak (to match method used for power measurement)
- Trace = Max hold

The observed power level is then scaled to an equivalent value in 3 kHz by adding a Bandwidth Correction Factor (BWCF) where:

$$BWCF = 10 \cdot \text{LOG} (3 \text{ kHz} / 100 \text{ kHz}) = -15.2 \text{ dB}$$



POWER SPECTRAL DENSITY

XMit 2014.02.07
PsaTx 2014.04.01

EUT: WavePoint - 900MHz Radio (W0900-01)	Work Order: FREW0029
Serial Number: 00301A4609FA	Date: 05/30/14
Customer: FreeWave Technologies, Inc.	Temperature: 23.3°C
Attendees: Dean Busch	Humidity: 42%
Project: None	Barometric Pres.: 1013.7
Tested by: Brandon Hobbs	Power: 110VAC/60Hz
	Job Site: EV06

TEST SPECIFICATIONS	Test Method
FCC 15.247:2014	ANSI C63.10:2009

COMMENTS

Please reference the power table for EUT operating power settings used while under test.

DEVIATIONS FROM TEST STANDARD

None

Configuration #	1	Signature
-----------------	---	-----------

	Value	dBm/100kHz	Value	Limit	Result
	dBm/100kHz	To dBm/3kHz	dBm/3kHz	dBm/3kHz	

902 MHz - 928 MHz Band

2.5MHz Bandwidth

Modulation Type, DBPSK.					
Low Channel 13, 905MHz	19.76	-15.2	4.56	8	Pass
Mid Channel 23, 915MHz	19.782	-15.2	4.582	8	Pass
High Channel 33, 925MHz	20.622	-15.2	5.422	8	Pass
Modulation Type, QPSK.					
Low Channel 13, 905MHz	22.734	-15.2	7.534	8	Pass
Mid Channel 23, 915MHz	22.43	-15.2	7.23	8	Pass
High Channel 33, 925MHz	22.461	-15.2	7.261	8	Pass
Modulation Type, BPSK, Coding Rate, 1/2					
Low Channel 13, 905MHz	14.911	-15.2	-0.289	8	Pass
Mid Channel 23, 915MHz	16.361	-15.2	1.161	8	Pass
High Channel 33, 925MHz	16.977	-15.2	1.777	8	Pass
Modulation Type, 16-QAM, Coding Rate, 3/4.					
Low Channel 13, 905MHz	15.674	-15.2	0.474	8	Pass
Mid Channel 23, 915MHz	15.595	-15.2	0.395	8	Pass
High Channel 33, 925MHz	15.81	-15.2	0.61	8	Pass
Modulation Type, 64-QAM, Coding Rate, 3/4.					
Low Channel 13, 905MHz	14.902	-15.2	-0.298	8	Pass
Mid Channel 23, 915MHz	17.208	-15.2	2.008	8	Pass
High Channel 33, 925MHz	15.752	-15.2	0.552	8	Pass

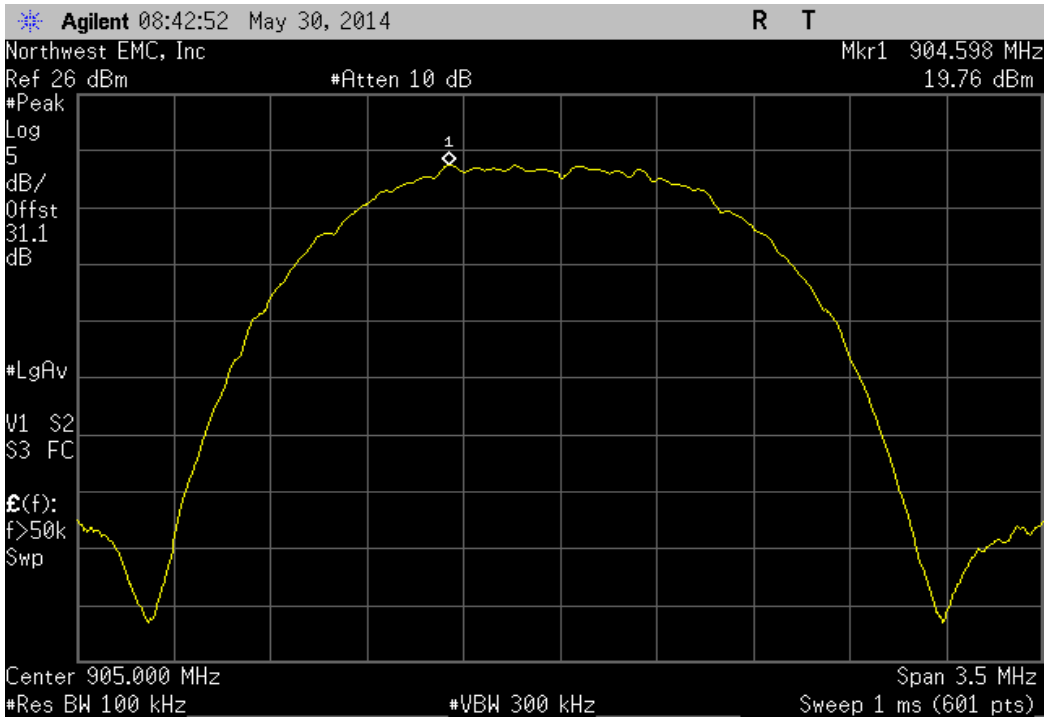
5MHz Bandwidth

Modulation Type, DBPSK.					
Low Channel 11, 905MHz	14.672	-15.2	-0.528	8	Pass
Mid Channel 21, 915MHz	13.685	-15.2	-1.515	8	Pass
High Channel 31, 925MHz	18.606	-15.2	3.406	8	Pass
Modulation Type, QPSK.					
Low Channel 11, 905MHz	18.034	-15.2	2.834	8	Pass
Mid Channel 21, 915MHz	17.445	-15.2	2.245	8	Pass
High Channel 31, 925MHz	21.233	-15.2	6.033	8	Pass
Modulation Type, BPSK, Coding Rate, 1/2					
Low Channel 11, 905MHz	12.283	-15.2	-2.917	8	Pass
Mid Channel 21, 915MHz	11.598	-15.2	-3.602	8	Pass
High Channel 31, 925MHz	13	-15.2	-2.2	8	Pass
Modulation Type, 16-QAM, Coding Rate, 3/4.					
Low Channel 11, 905MHz	11.733	-15.2	-3.467	8	Pass
Mid Channel 21, 915MHz	11.348	-15.2	-3.852	8	Pass
High Channel 31, 925MHz	13.067	-15.2	-2.133	8	Pass
Modulation Type, 64-QAM, Coding Rate, 3/4.					
Low Channel 11, 905MHz	11.401	-15.2	-3.799	8	Pass
Mid Channel 21, 915MHz	11.922	-15.2	-3.278	8	Pass
High Channel 31, 925MHz	13.188	-15.2	-2.012	8	Pass

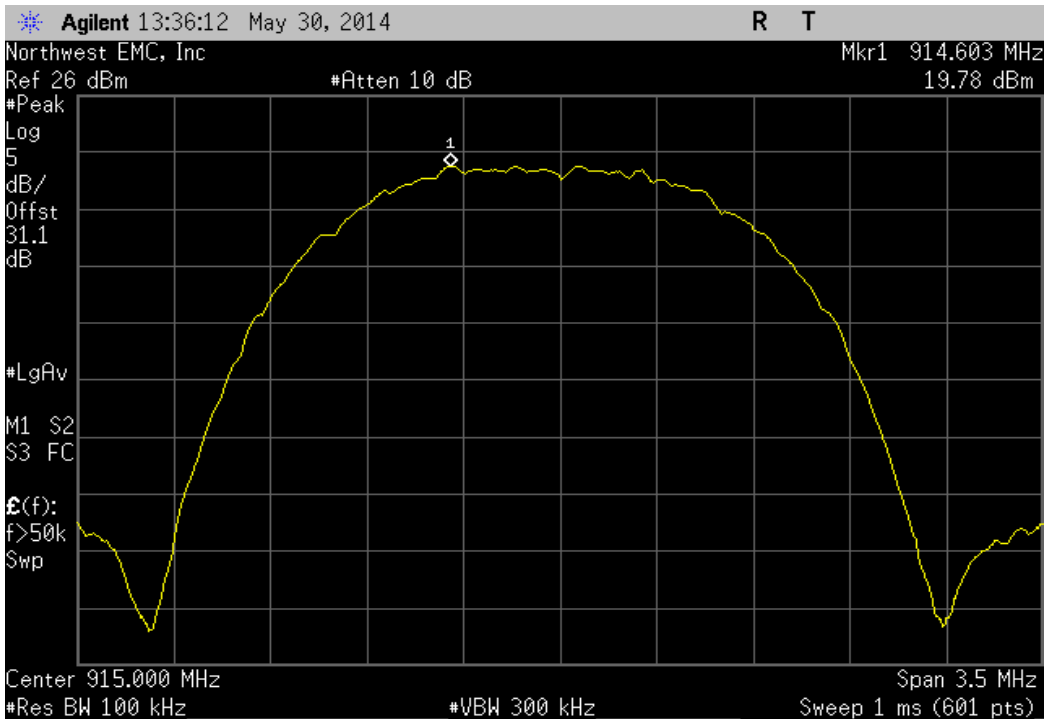
10MHz Bandwidth

Modulation Type, DBPSK.					
Low Channel 14, 907MHz	14.996	-15.2	-0.204	8	Pass
Mid Channel 24, 917MHz	14.458	-15.2	-0.742	8	Pass
High Channel 29, 922MHz	14.369	-15.2	-0.831	8	Pass
Modulation Type, QPSK.					
Low Channel 14, 907MHz	17.181	-15.2	1.981	8	Pass
Mid Channel 24, 917MHz	16.154	-15.2	0.954	8	Pass
High Channel 29, 922MHz	16.385	-15.2	1.185	8	Pass
Modulation Type, BPSK, Coding Rate, 1/2					
Low Channel 14, 907MHz	10.007	-15.2	-5.193	8	Pass
Mid Channel 24, 917MHz	9.34	-15.2	-5.86	8	Pass
High Channel 29, 922MHz	10.053	-15.2	-5.147	8	Pass
Modulation Type, 16-QAM, Coding Rate, 3/4.					
Low Channel 14, 907MHz	9.18	-15.2	-6.02	8	Pass
Mid Channel 24, 917MHz	8.494	-15.2	-6.706	8	Pass
High Channel 29, 922MHz	9.923	-15.2	-5.277	8	Pass
Modulation Type, 64-QAM, Coding Rate, 3/4.					
Low Channel 14, 907MHz	9.322	-15.2	-5.878	8	Pass
Mid Channel 24, 917MHz	8.815	-15.2	-6.385	8	Pass
High Channel 29, 922MHz	9.718	-15.2	-5.482	8	Pass

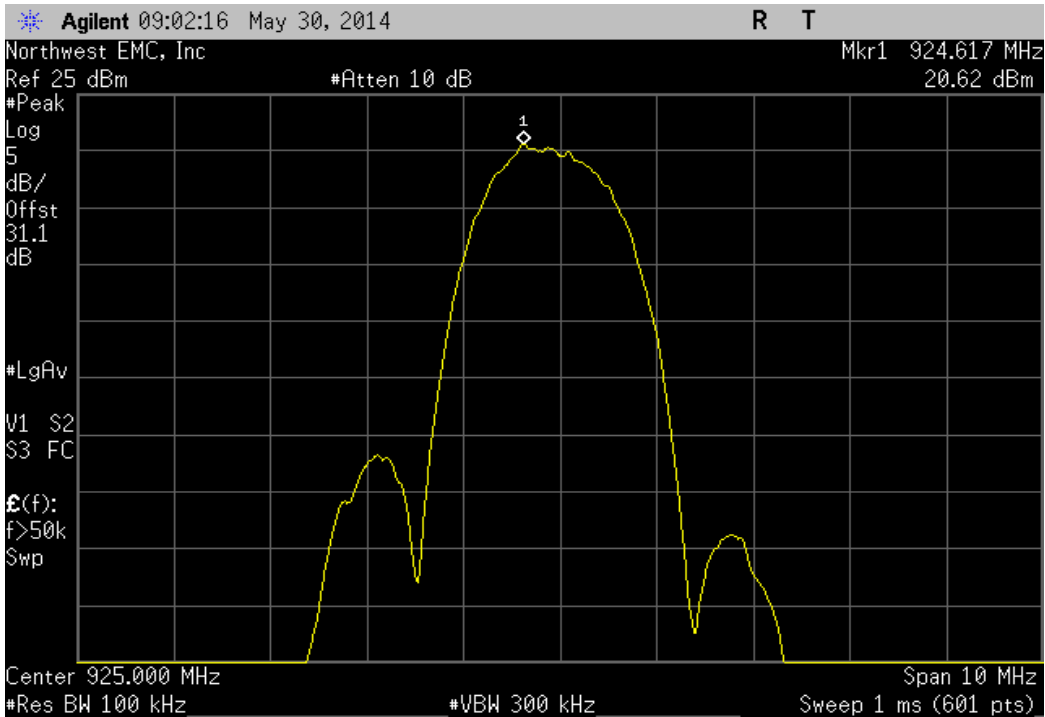
902 MHz - 928 MHz Band, 2.5MHz Bandwidth, Modulation Type, DBPSK., Low Channel 13, 905MHz						
	Value	dBm/100kHz	Value	Limit		
	dBm/100kHz	To dBm/3kHz	dBm/3kHz	dBm/3kHz	Result	
	19.76	-15.2	4.56	8	Pass	



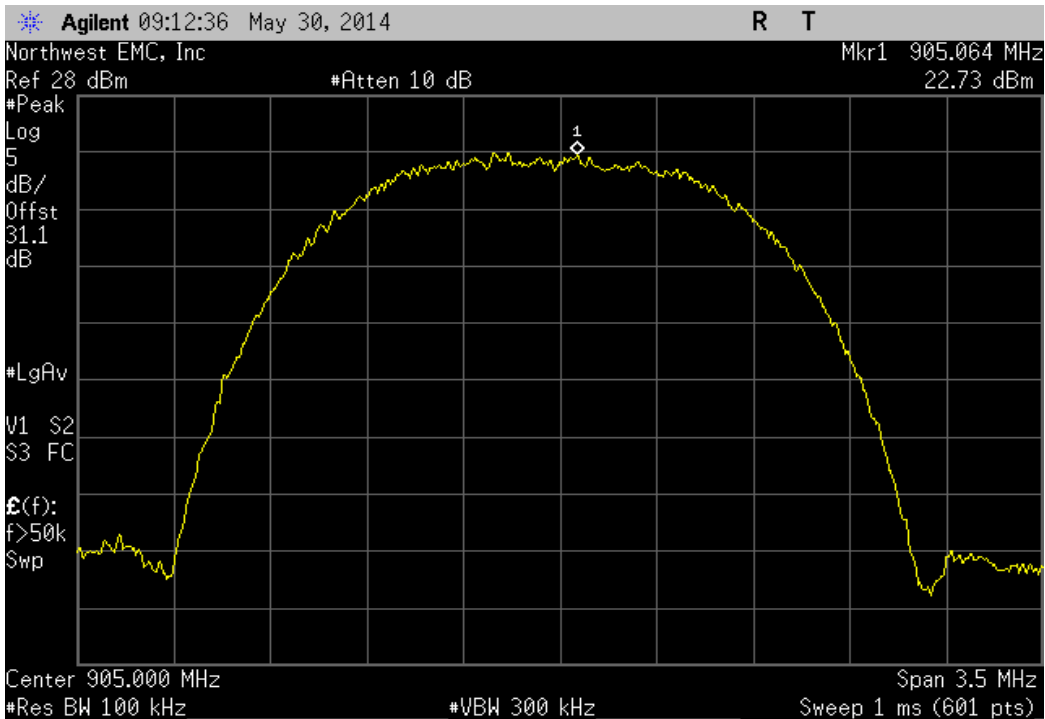
902 MHz - 928 MHz Band, 2.5MHz Bandwidth, Modulation Type, DBPSK., Mid Channel 23, 915MHz						
	Value	dBm/100kHz	Value	Limit		
	dBm/100kHz	To dBm/3kHz	dBm/3kHz	dBm/3kHz	Result	
	19.782	-15.2	4.582	8	Pass	



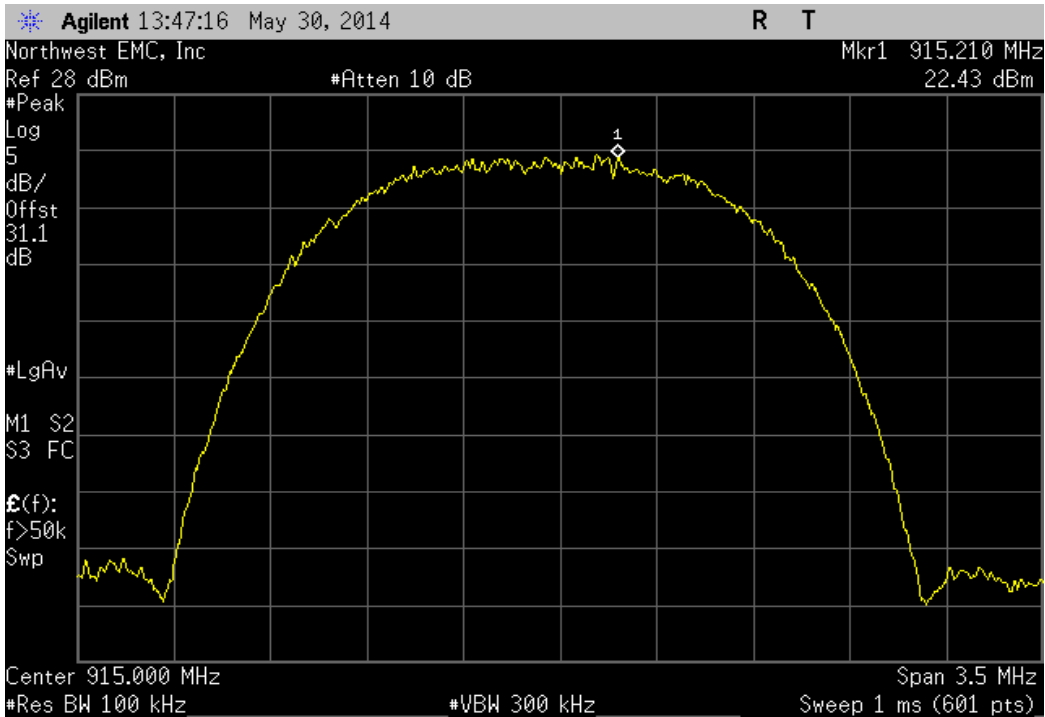
902 MHz - 928 MHz Band, 2.5MHz Bandwidth , Modulation Type, DBPSK., High Channel 33, 925MHz						
	Value	dBm/100kHz	Value	Limit		
	dBm/100kHz	To dBm/3kHz	dBm/3kHz	dBm/3kHz	Result	
	20.622	-15.2	5.422	8	Pass	



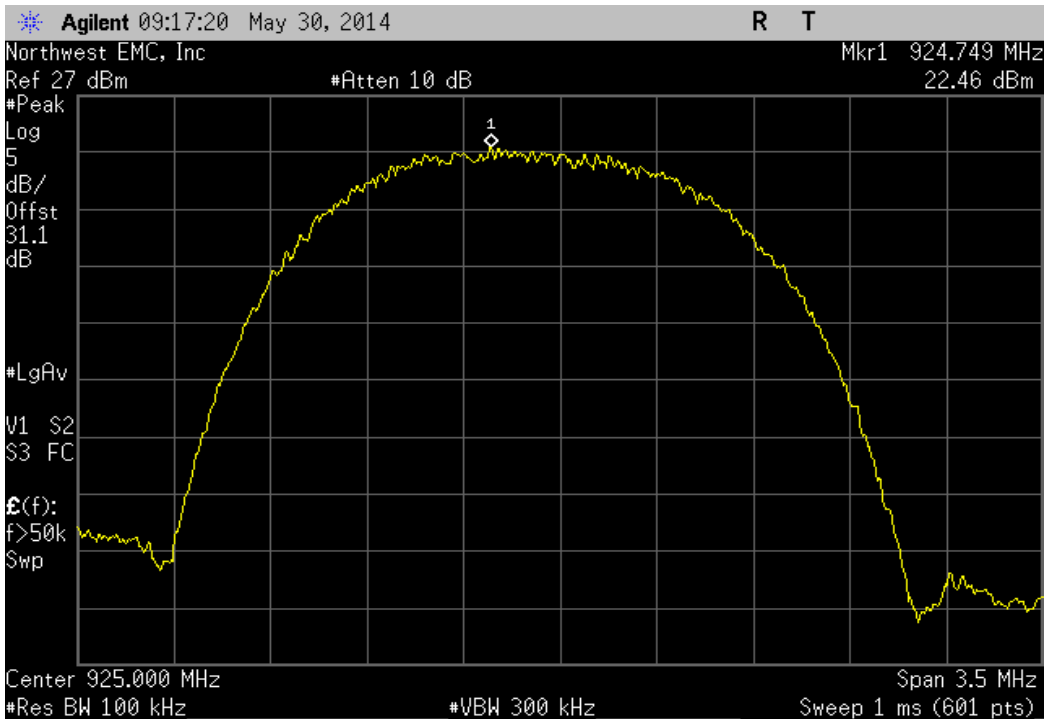
902 MHz - 928 MHz Band, 2.5MHz Bandwidth , Modulation Type, QPSK., Low Channel 13, 905MHz						
	Value	dBm/100kHz	Value	Limit		
	dBm/100kHz	To dBm/3kHz	dBm/3kHz	dBm/3kHz	Result	
	22.734	-15.2	7.534	8	Pass	



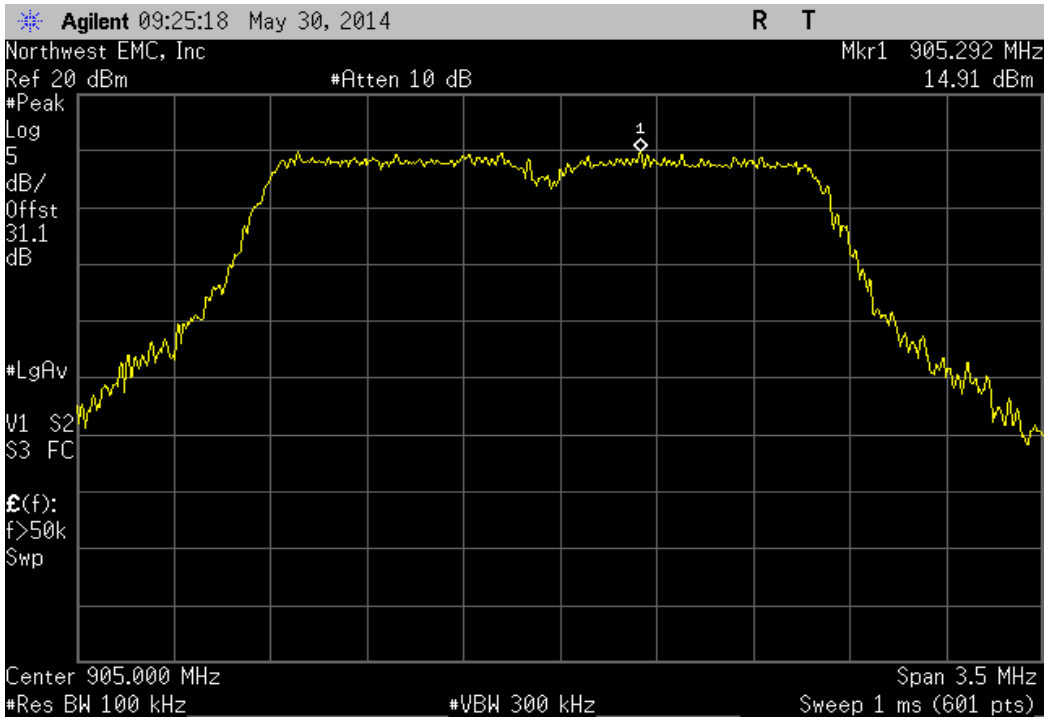
902 MHz - 928 MHz Band, 2.5MHz Bandwidth , Modulation Type, QPSK., Mid Channel 23, 915MHz						
	Value	dBm/100kHz	To dBm/3kHz	Value	Limit	Result
	dBm/100kHz			dBm/3kHz	dBm/3kHz	
	22.43		-15.2	7.23	8	Pass



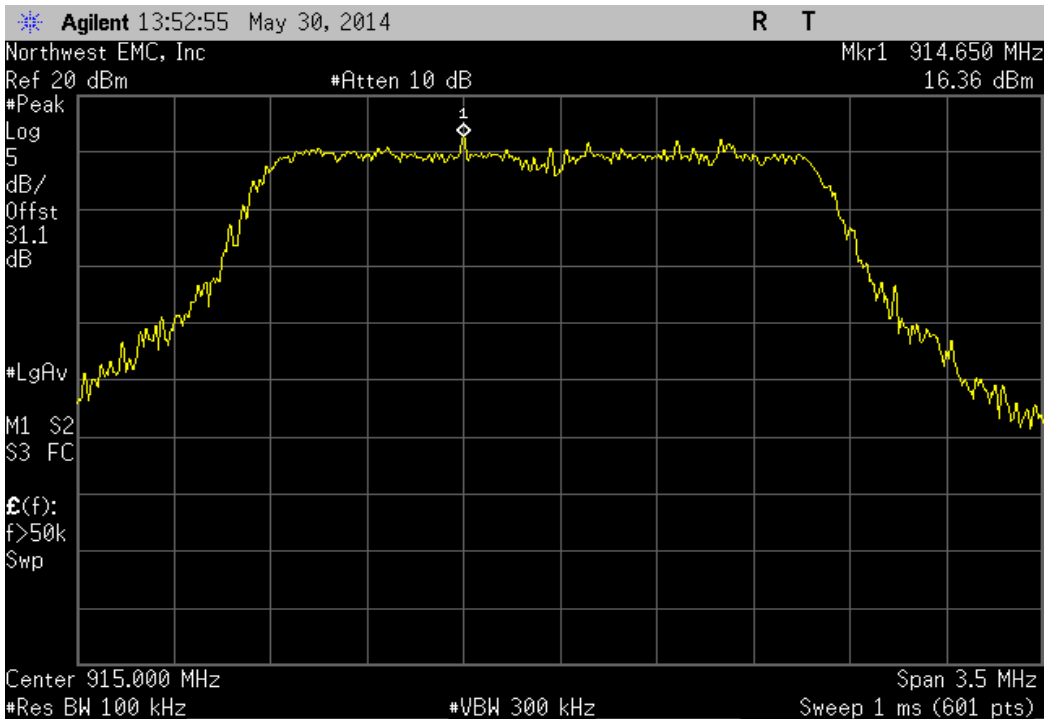
902 MHz - 928 MHz Band, 2.5MHz Bandwidth , Modulation Type, QPSK., High Channel 33, 925MHz						
	Value	dBm/100kHz	To dBm/3kHz	Value	Limit	Result
	dBm/100kHz			dBm/3kHz	dBm/3kHz	
	22.461		-15.2	7.261	8	Pass



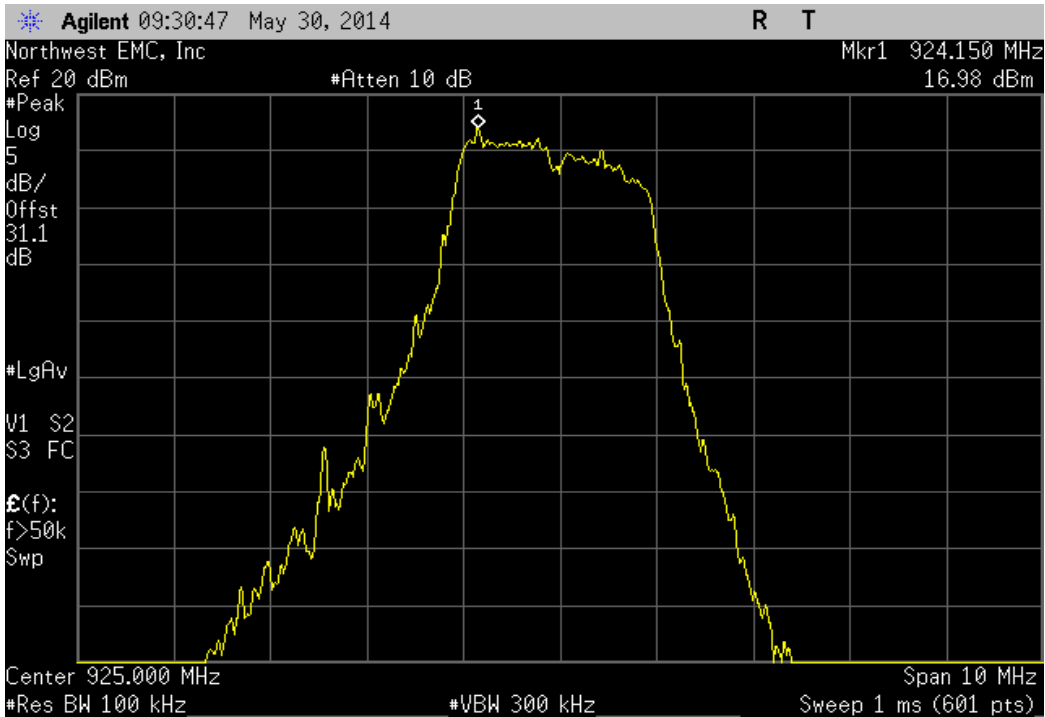
902 MHz - 928 MHz Band, 2.5MHz Bandwidth, Modulation Type, BPSK, Coding Rate, 1/2, Low Channel 13, 905MHz						
	Value	dBm/100kHz	Value	Limit		
	dBm/100kHz	To dBm/3kHz	dBm/3kHz	dBm/3kHz	Result	
	14.911	-15.2	-0.289	8	Pass	



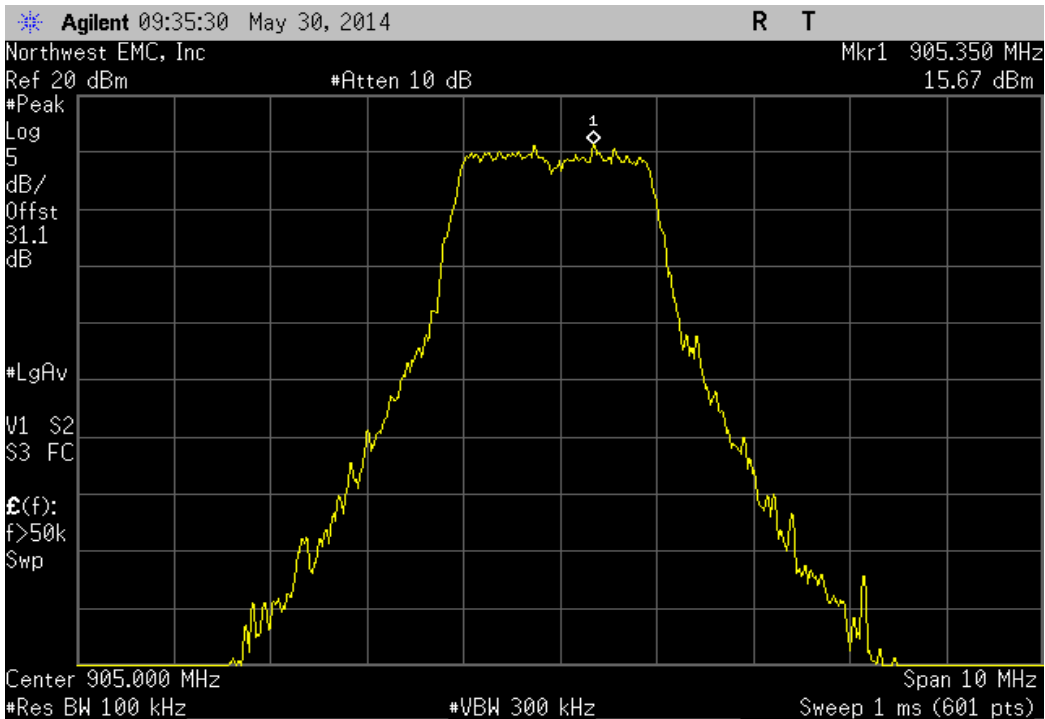
902 MHz - 928 MHz Band, 2.5MHz Bandwidth, Modulation Type, BPSK, Coding Rate, 1/2, Mid Channel 23, 915MHz						
	Value	dBm/100kHz	Value	Limit		
	dBm/100kHz	To dBm/3kHz	dBm/3kHz	dBm/3kHz	Result	
	16.361	-15.2	1.161	8	Pass	



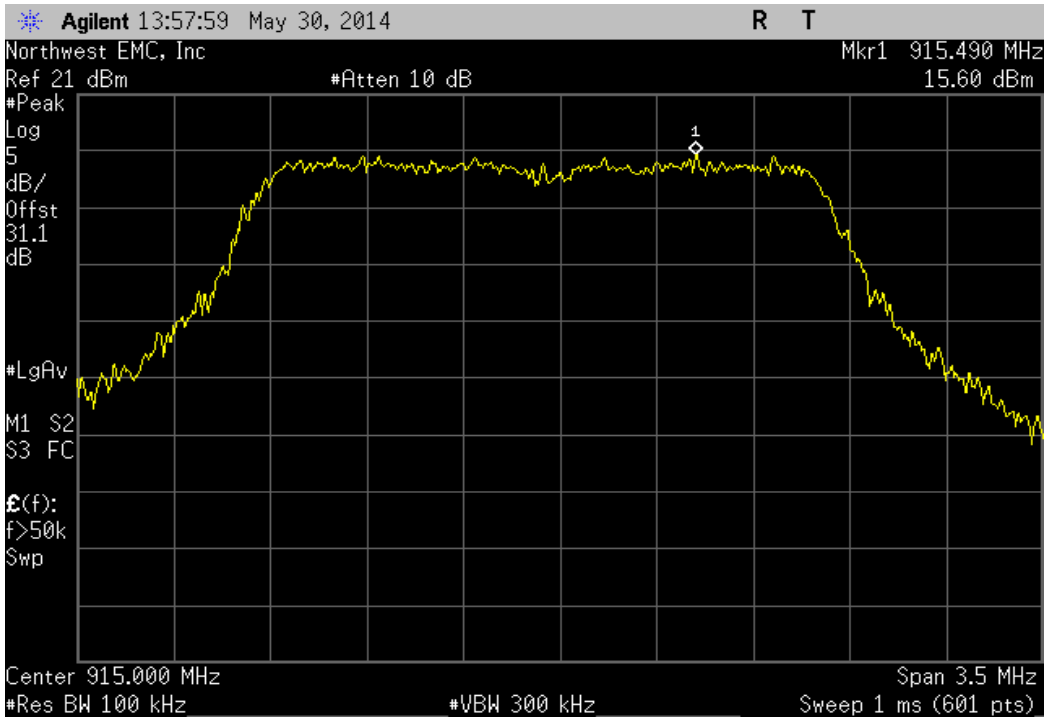
902 MHz - 928 MHz Band, 2.5MHz Bandwidth , Modulation Type, BPSK, Coding Rate, 1/2, High Channel 33, 925MHz						
	Value	dBm/100kHz	Value	Limit		
	dBm/100kHz	To dBm/3kHz	dBm/3kHz	dBm/3kHz	Result	
	16.977	-15.2	1.777	8	Pass	



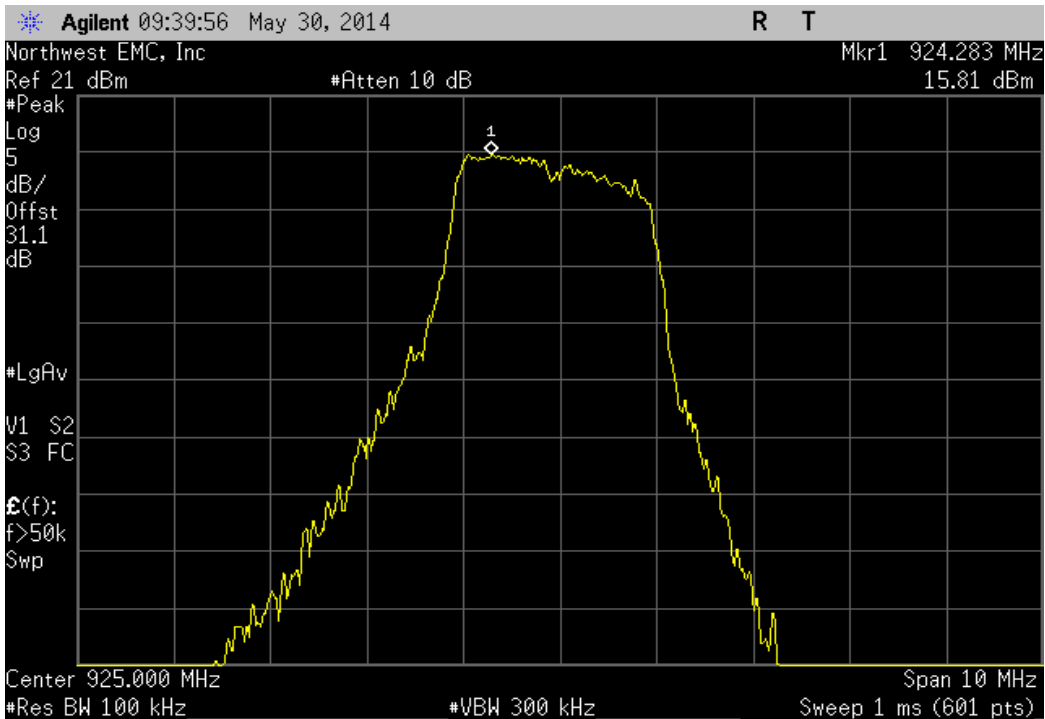
902 MHz - 928 MHz Band, 2.5MHz Bandwidth , Modulation Type, 16-QAM, Coding Rate, 3/4., Low Channel 13, 905MHz						
	Value	dBm/100kHz	Value	Limit		
	dBm/100kHz	To dBm/3kHz	dBm/3kHz	dBm/3kHz	Result	
	15.674	-15.2	0.474	8	Pass	



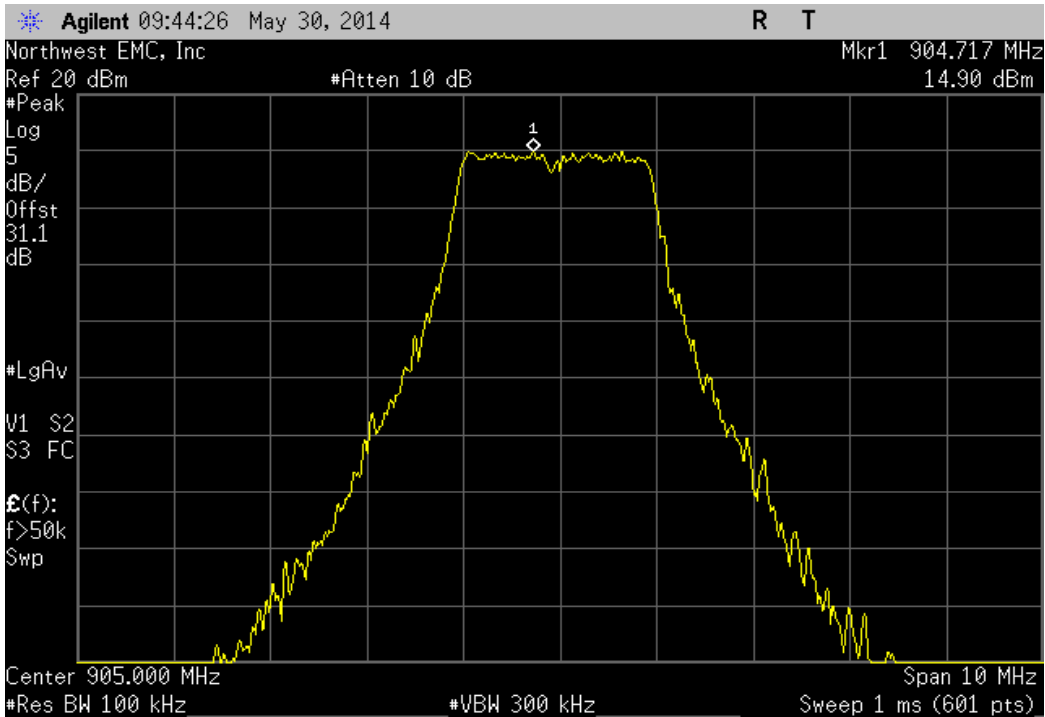
902 MHz - 928 MHz Band, 2.5MHz Bandwidth, Modulation Type, 16-QAM, Coding Rate, 3/4., Mid Channel 23, 915MHz						
	Value	dBm/100kHz	Value	Limit		
	dBm/100kHz	To dBm/3kHz	dBm/3kHz	dBm/3kHz	Result	
	15.595	-15.2	0.395	8	Pass	



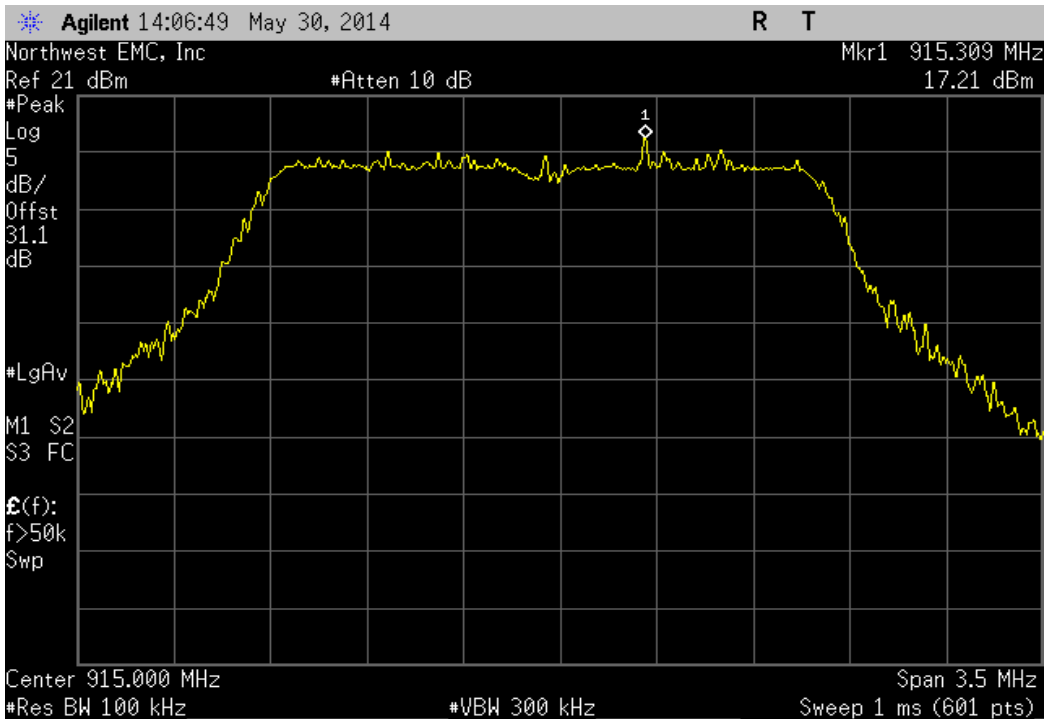
902 MHz - 928 MHz Band, 2.5MHz Bandwidth, Modulation Type, 16-QAM, Coding Rate, 3/4., High Channel 33, 925MHz						
	Value	dBm/100kHz	Value	Limit		
	dBm/100kHz	To dBm/3kHz	dBm/3kHz	dBm/3kHz	Result	
	15.81	-15.2	0.61	8	Pass	



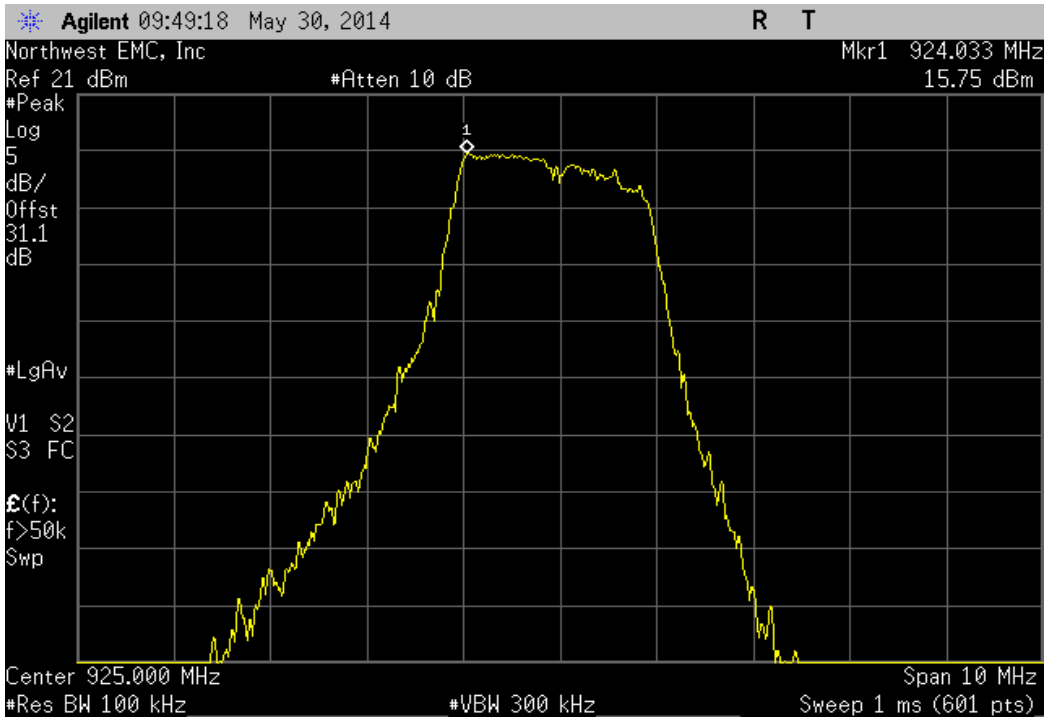
902 MHz - 928 MHz Band, 2.5MHz Bandwidth, Modulation Type, 64-QAM, Coding Rate, 3/4., Low Channel 13, 905MHz						
	Value	dBm/100kHz	Value	Limit		
	dBm/100kHz	To dBm/3kHz	dBm/3kHz	dBm/3kHz	Result	
	14.902	-15.2	-0.298	8	Pass	



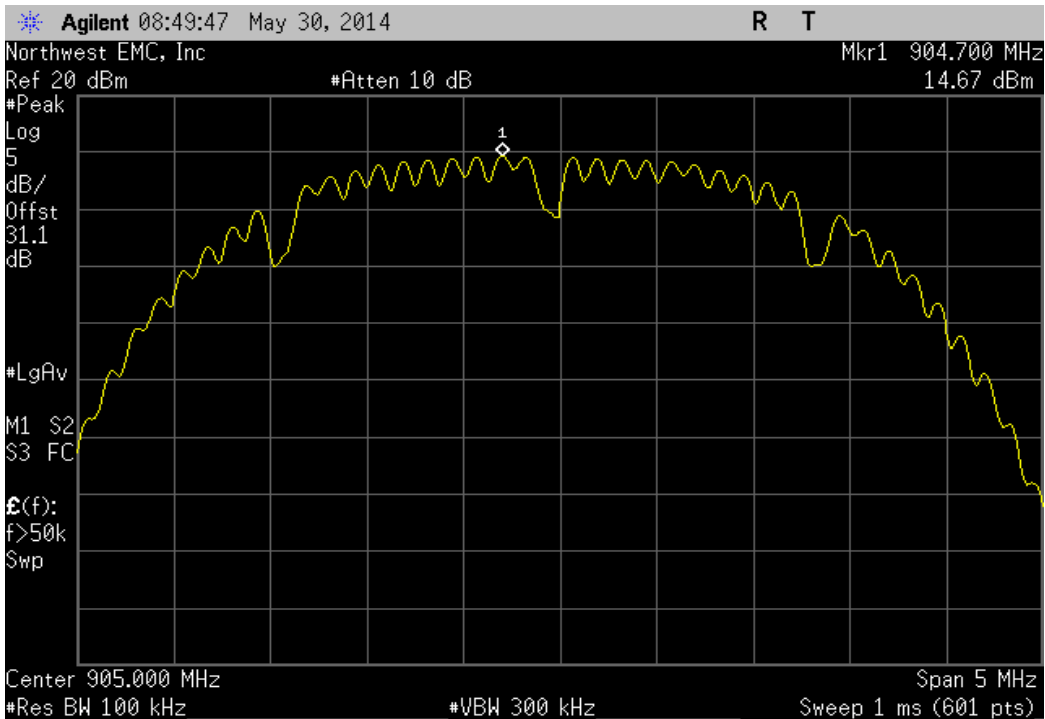
902 MHz - 928 MHz Band, 2.5MHz Bandwidth, Modulation Type, 64-QAM, Coding Rate, 3/4., Mid Channel 23, 915MHz						
	Value	dBm/100kHz	Value	Limit		
	dBm/100kHz	To dBm/3kHz	dBm/3kHz	dBm/3kHz	Result	
	17.208	-15.2	2.008	8	Pass	



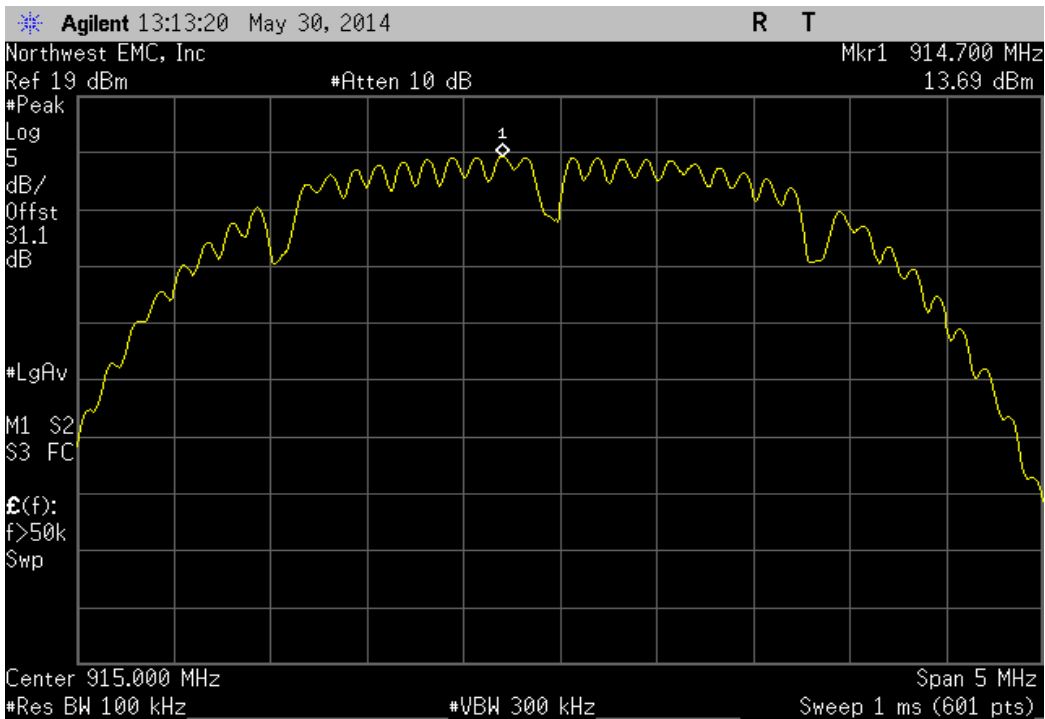
902 MHz - 928 MHz Band, 2.5MHz Bandwidth , Modulation Type, 64-QAM, Coding Rate, 3/4., High Channel 33, 925MHz						
	Value	dBm/100kHz	Value	Limit		
	dBm/100kHz	To dBm/3kHz	dBm/3kHz	dBm/3kHz	Result	
	15.752	-15.2	0.552	8	Pass	



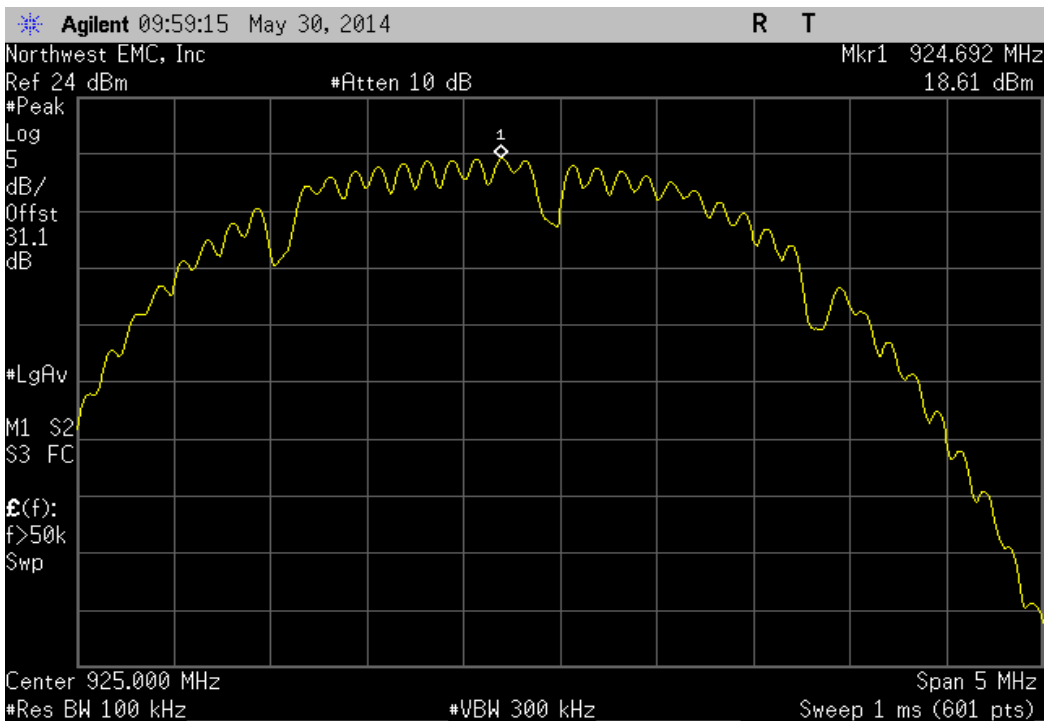
902 MHz - 928 MHz Band, 5MHz Bandwidth , Modulation Type, DBPSK., Low Channel 11, 905MHz						
	Value	dBm/100kHz	Value	Limit		
	dBm/100kHz	To dBm/3kHz	dBm/3kHz	dBm/3kHz	Result	
	14.672	-15.2	-0.528	8	Pass	



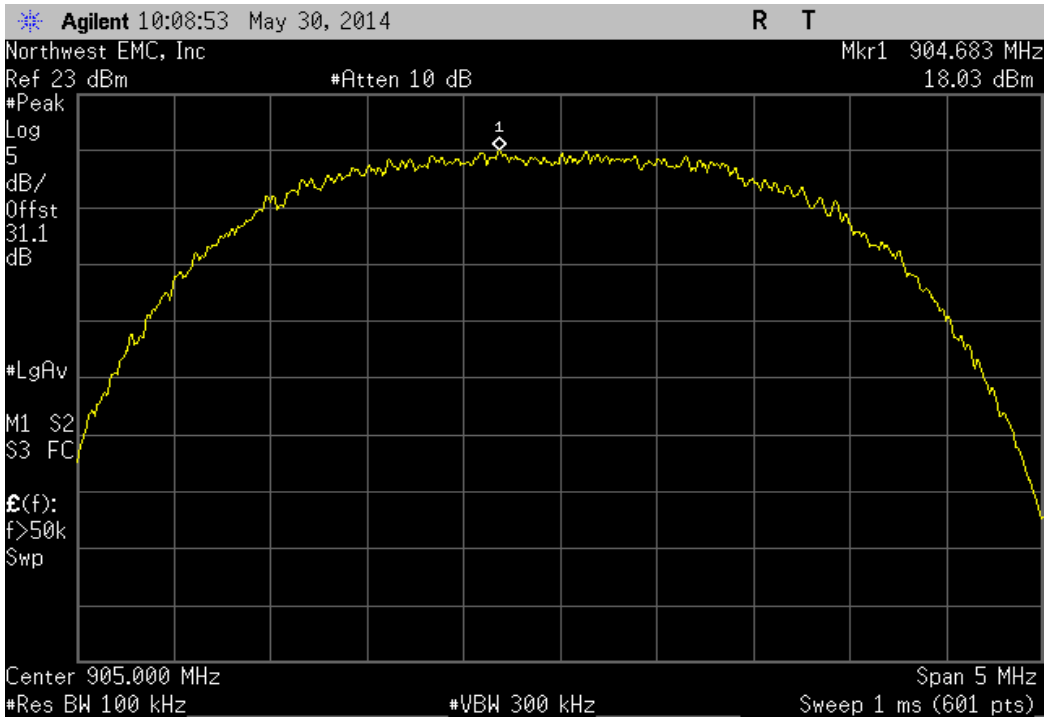
902 MHz - 928 MHz Band, 5MHz Bandwidth, Modulation Type, DBPSK., Mid Channel 21, 915MHz						
	Value	dBm/100kHz	Value	Limit		
	dBm/100kHz	To dBm/3kHz	dBm/3kHz	dBm/3kHz	Result	
	13.685	-15.2	-1.515	8	Pass	



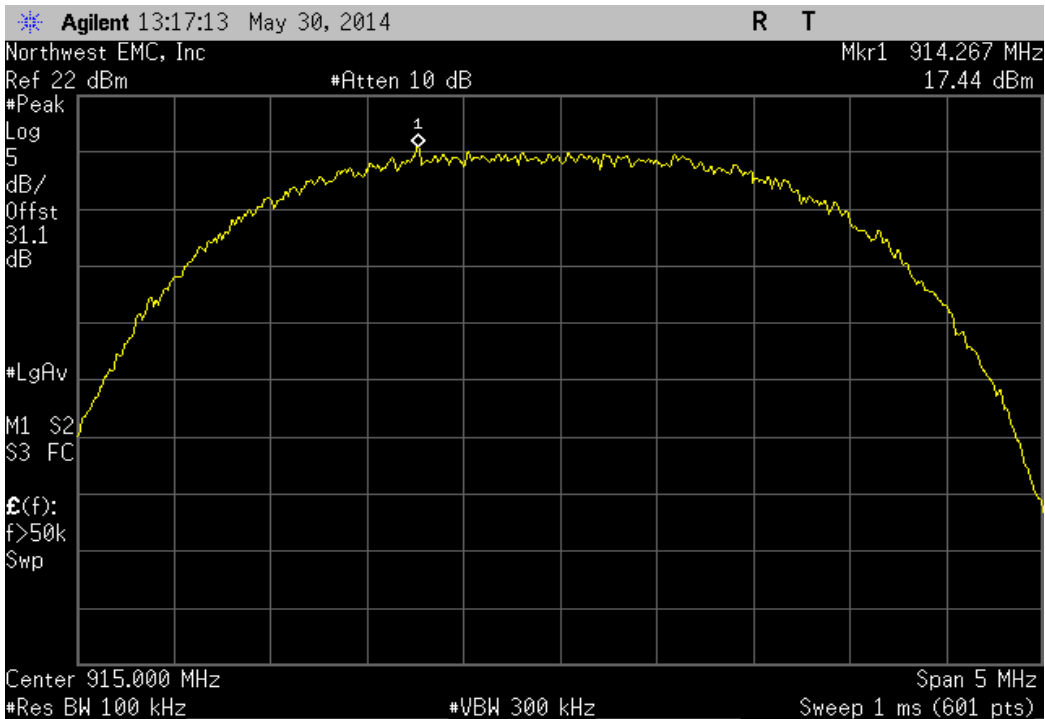
902 MHz - 928 MHz Band, 5MHz Bandwidth, Modulation Type, DBPSK., High Channel 31, 925MHz						
	Value	dBm/100kHz	Value	Limit		
	dBm/100kHz	To dBm/3kHz	dBm/3kHz	dBm/3kHz	Result	
	18.606	-15.2	3.406	8	Pass	



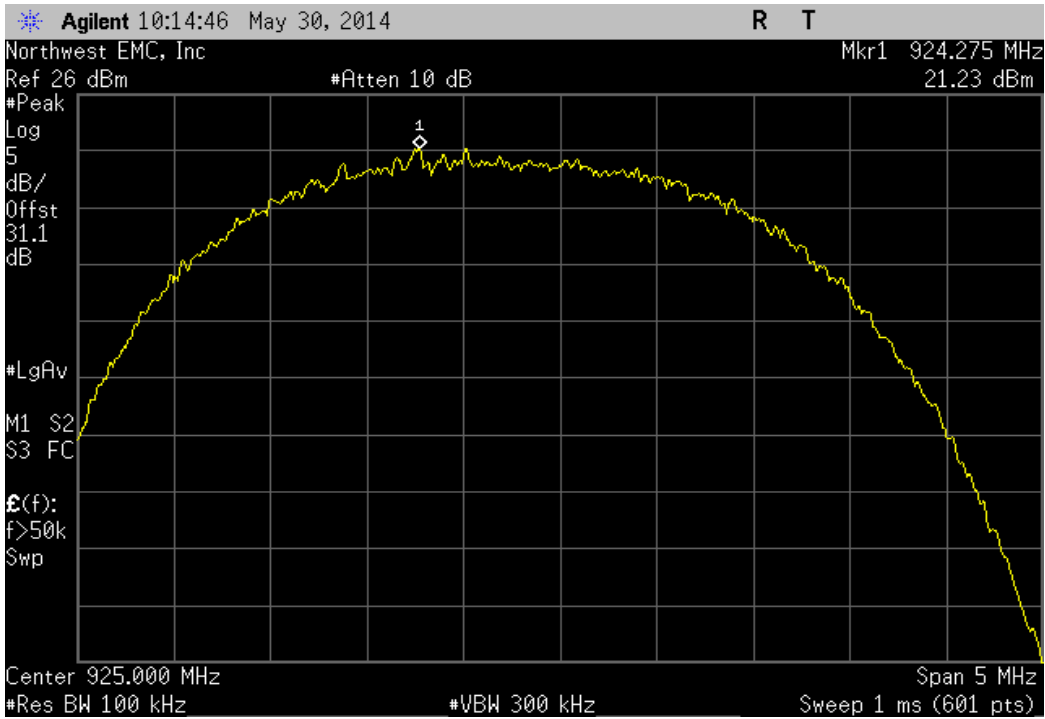
902 MHz - 928 MHz Band, 5MHz Bandwidth, Modulation Type, QPSK., Low Channel 11, 905MHz					
	Value	dBm/100kHz	Value	Limit	
	dBm/100kHz	To dBm/3kHz	dBm/3kHz	dBm/3kHz	Result
	18.034	-15.2	2.834	8	Pass



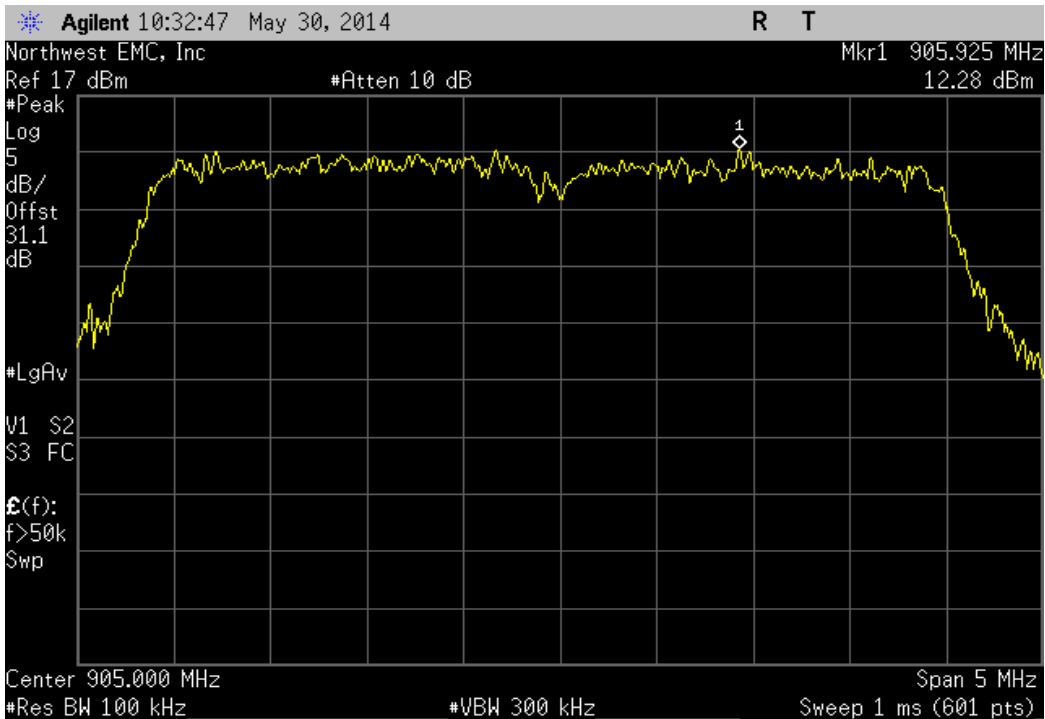
902 MHz - 928 MHz Band, 5MHz Bandwidth, Modulation Type, QPSK., Mid Channel 21, 915MHz					
	Value	dBm/100kHz	Value	Limit	
	dBm/100kHz	To dBm/3kHz	dBm/3kHz	dBm/3kHz	Result
	17.445	-15.2	2.245	8	Pass



902 MHz - 928 MHz Band, 5MHz Bandwidth, Modulation Type, QPSK., High Channel 31, 925MHz						
	Value	dBm/100kHz	Value	Limit		
	dBm/100kHz	To dBm/3kHz	dBm/3kHz	dBm/3kHz	Result	
	21.233	-15.2	6.033	8	Pass	

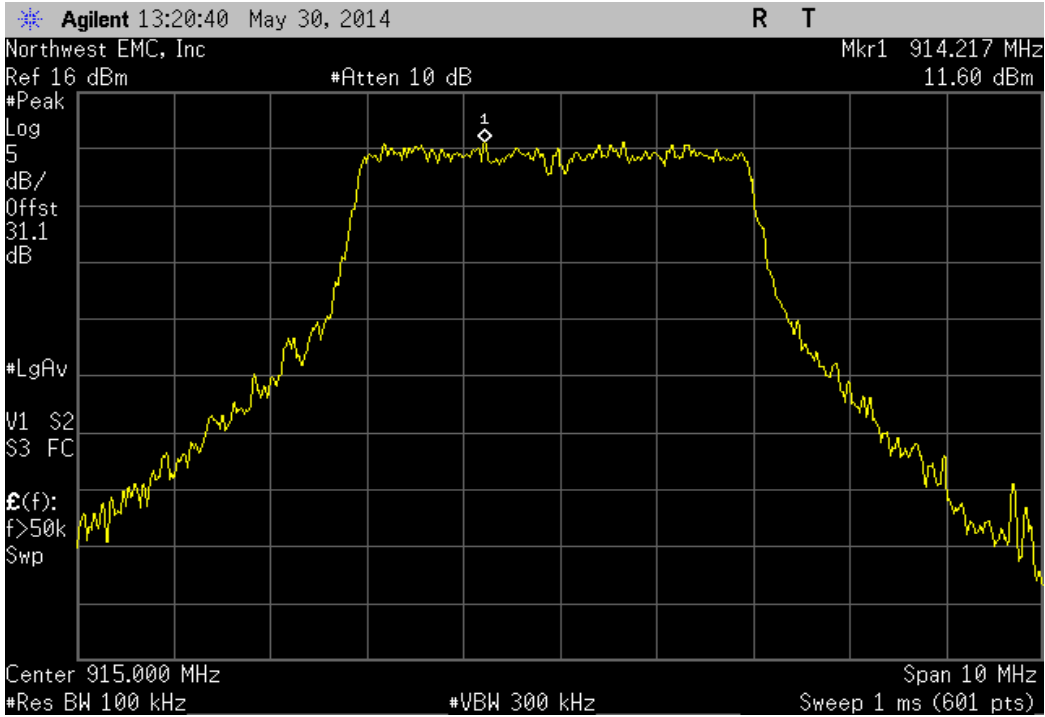


902 MHz - 928 MHz Band, 5MHz Bandwidth, Modulation Type, BPSK, Coding Rate, 1/2, Low Channel 11, 905MHz						
	Value	dBm/100kHz	Value	Limit		
	dBm/100kHz	To dBm/3kHz	dBm/3kHz	dBm/3kHz	Result	
	12.283	-15.2	-2.917	8	Pass	



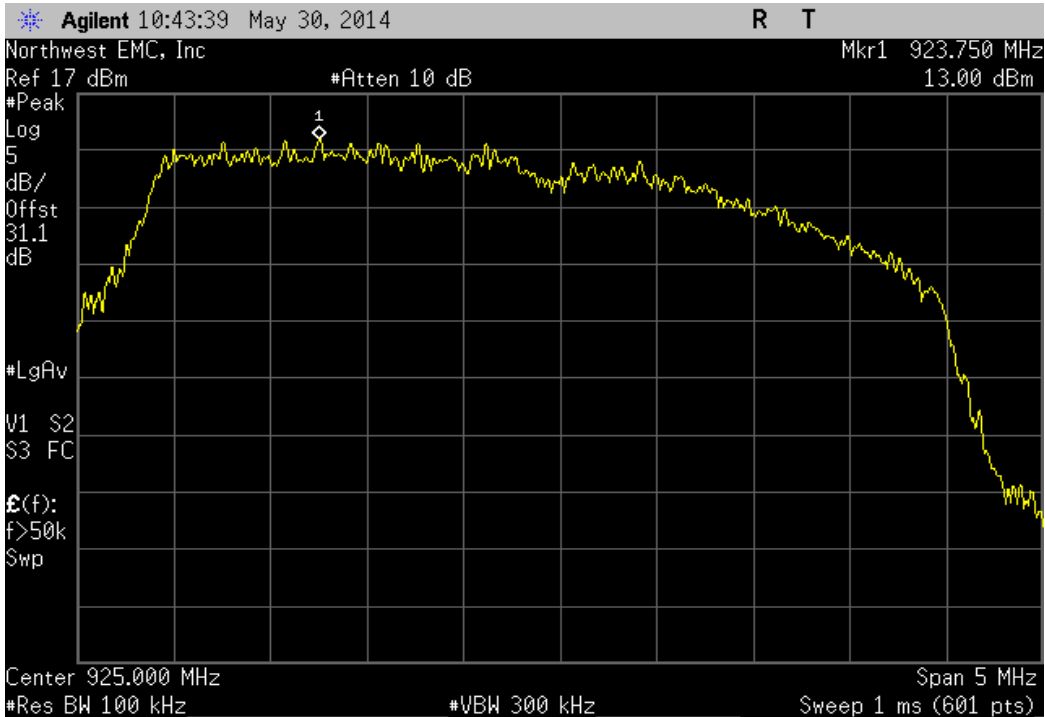
902 MHz - 928 MHz Band, 5MHz Bandwidth, Modulation Type, BPSK, Coding Rate, 1/2, Mid Channel 21, 915MHz

	Value	dBm/100kHz	Value	Limit	Result
	dBm/100kHz	To dBm/3kHz	dBm/3kHz	dBm/3kHz	
	11.598	-15.2	-3.602	8	Pass

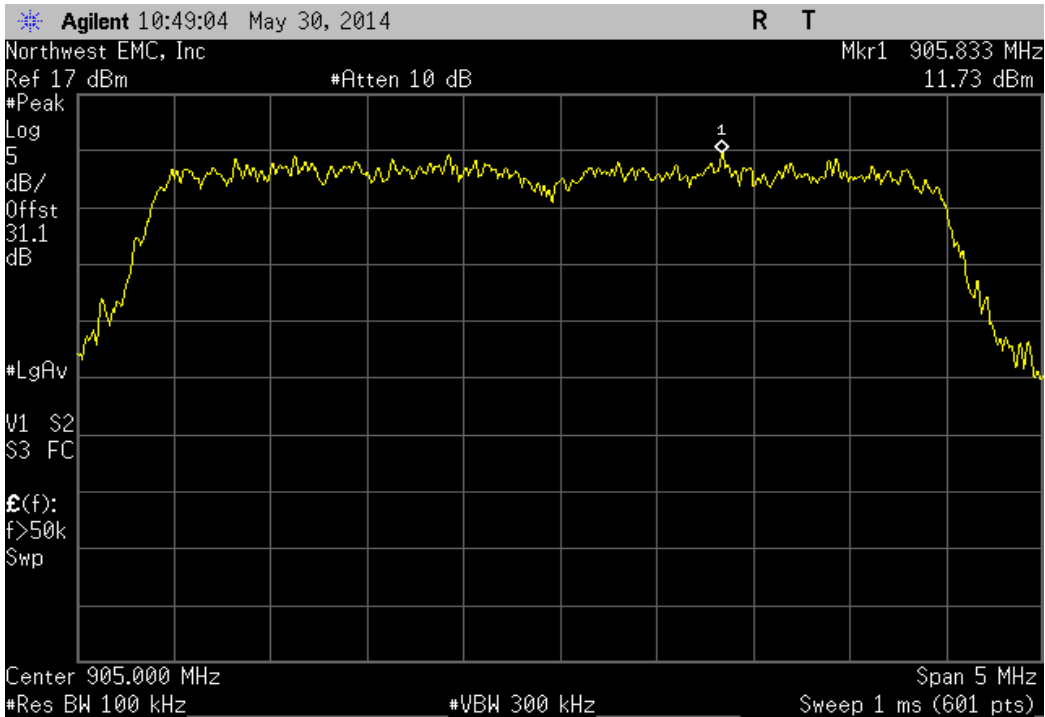


902 MHz - 928 MHz Band, 5MHz Bandwidth, Modulation Type, BPSK, Coding Rate, 1/2, High Channel 31, 925MHz

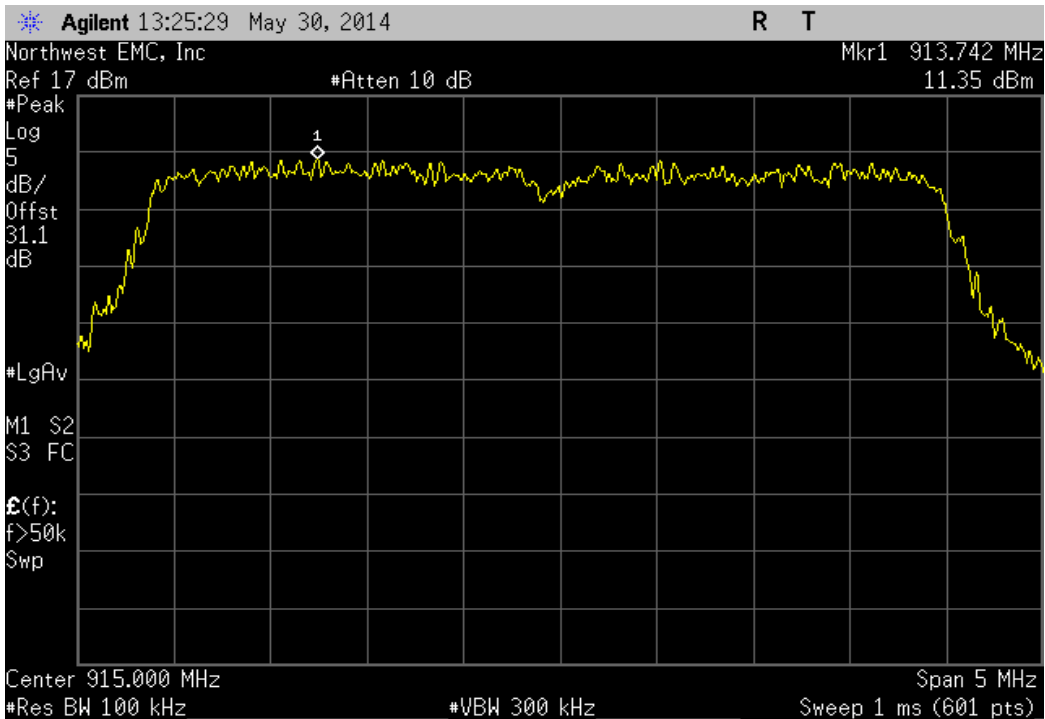
	Value	dBm/100kHz	Value	Limit	Result
	dBm/100kHz	To dBm/3kHz	dBm/3kHz	dBm/3kHz	
	13	-15.2	-2.2	8	Pass



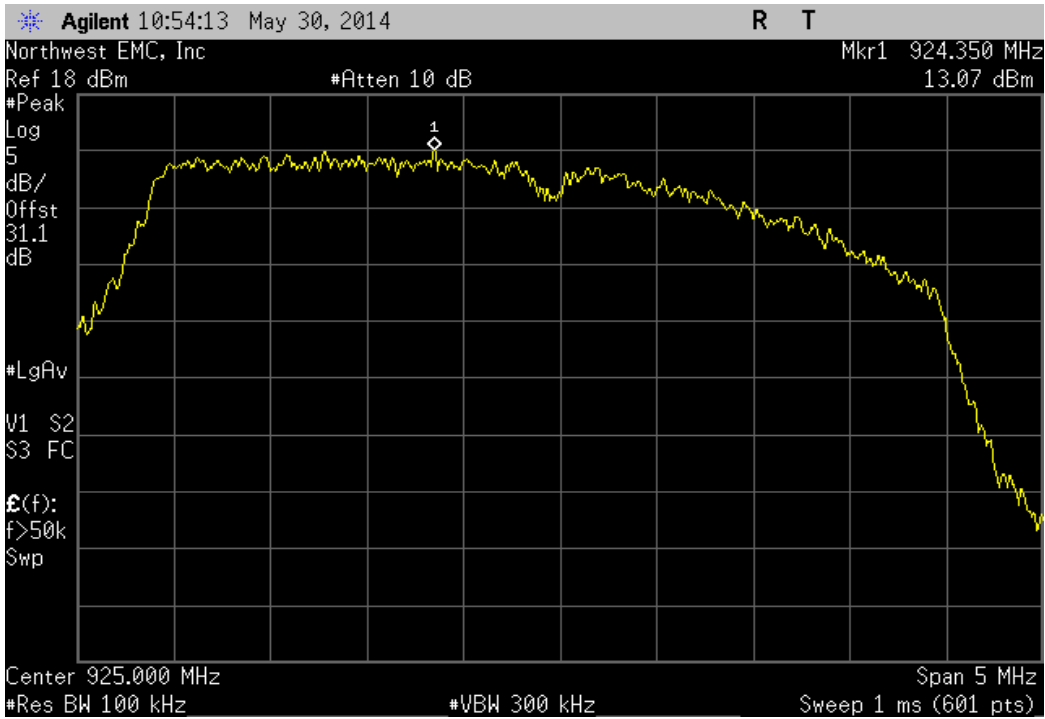
902 MHz - 928 MHz Band, 5MHz Bandwidth , Modulation Type, 16-QAM, Coding Rate, 3/4., Low Channal 11, 905MHz						
	Value	dBm/100kHz	Value	Limit		
	dBm/100kHz	To dBm/3kHz	dBm/3kHz	dBm/3kHz	Result	
	11.733	-15.2	-3.467	8	Pass	



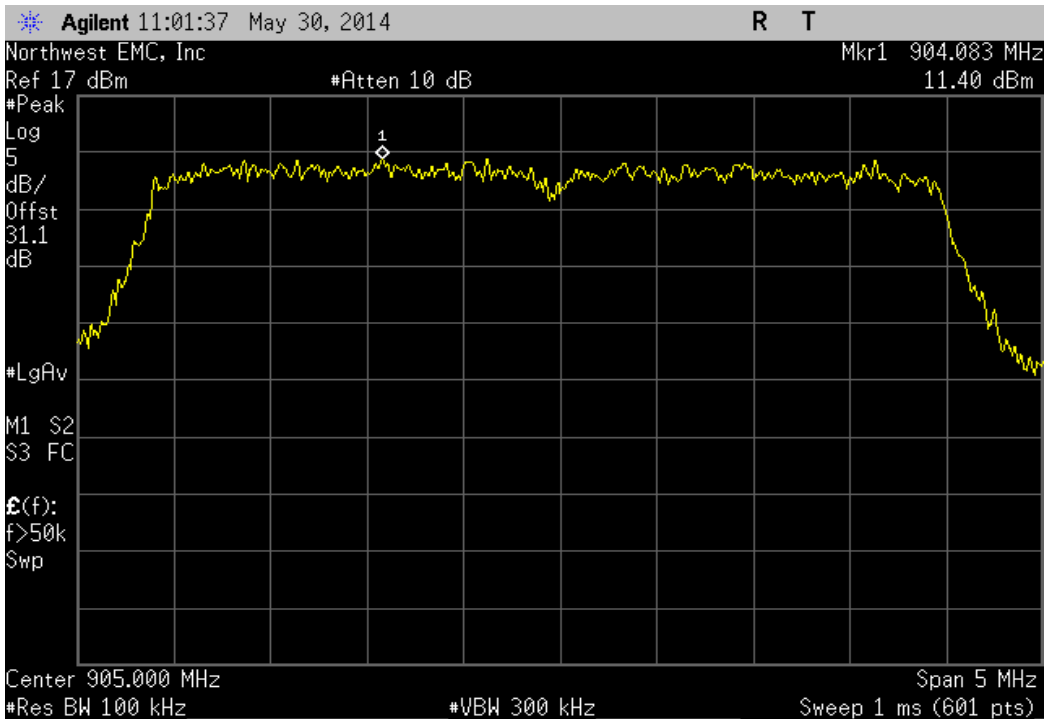
902 MHz - 928 MHz Band, 5MHz Bandwidth , Modulation Type, 16-QAM, Coding Rate, 3/4., Mid Channel 21, 915MHz						
	Value	dBm/100kHz	Value	Limit		
	dBm/100kHz	To dBm/3kHz	dBm/3kHz	dBm/3kHz	Result	
	11.348	-15.2	-3.852	8	Pass	



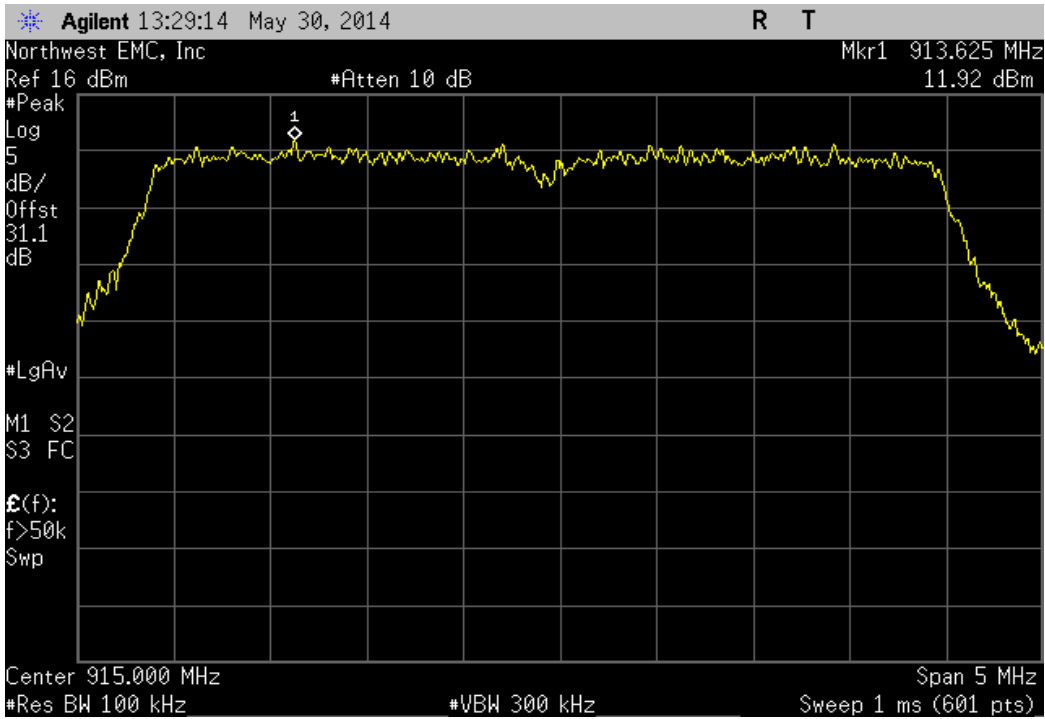
902 MHz - 928 MHz Band, 5MHz Bandwidth , Modulation Type, 16-QAM, Coding Rate, 3/4., High Channel 31, 925MHz						
	Value	dBm/100kHz	Value	Limit		
	dBm/100kHz	To dBm/3kHz	dBm/3kHz	dBm/3kHz	Result	
	13.067	-15.2	-2.133	8	Pass	



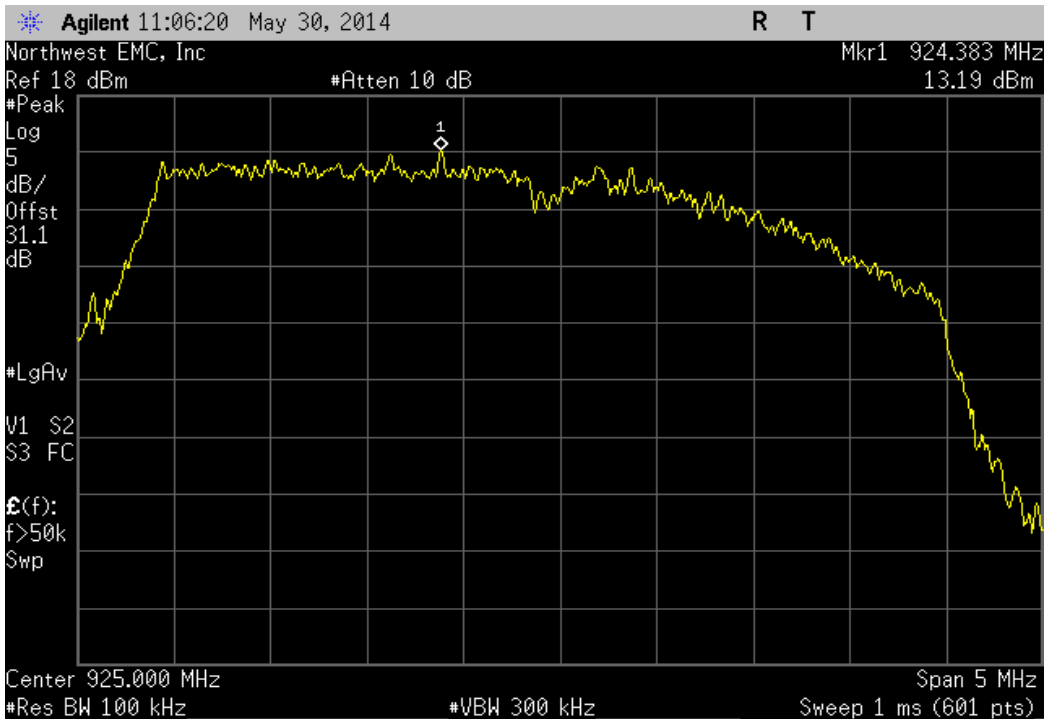
902 MHz - 928 MHz Band, 5MHz Bandwidth , Modulation Type, 64-QAM, Coding Rate, 3/4., Low Channel 11, 905MHz						
	Value	dBm/100kHz	Value	Limit		
	dBm/100kHz	To dBm/3kHz	dBm/3kHz	dBm/3kHz	Result	
	11.401	-15.2	-3.799	8	Pass	



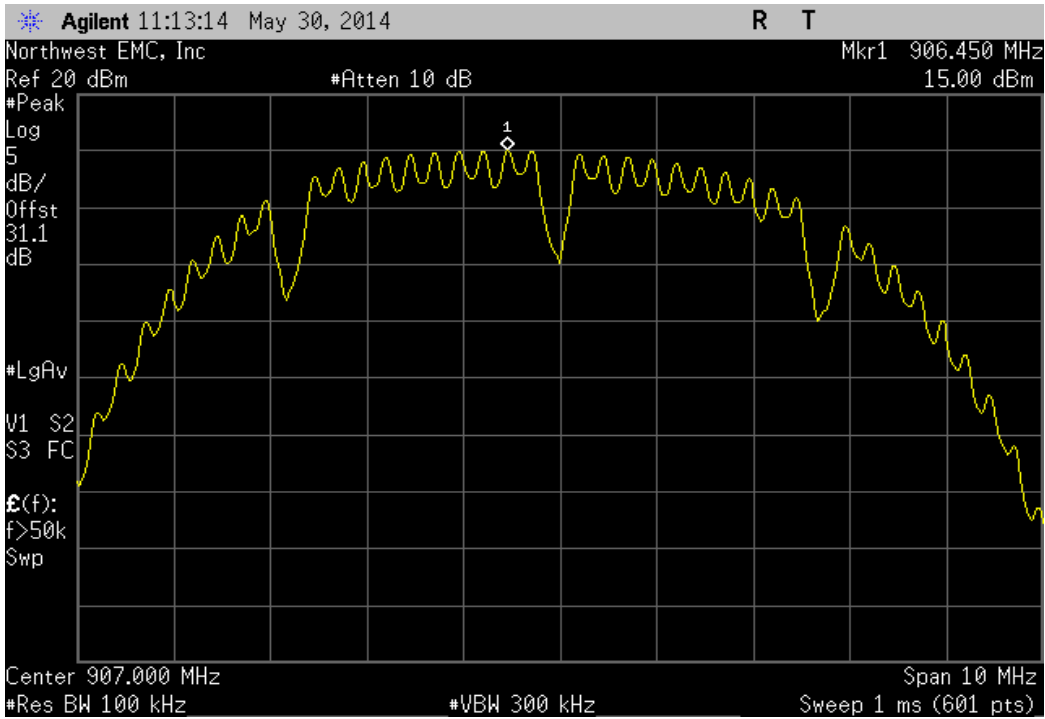
902 MHz - 928 MHz Band, 5MHz Bandwidth , Modulation Type, 64-QAM, Coding Rate, 3/4., Mid Channel 21, 915MHz						
	Value	dBm/100kHz	Value	Limit		
	dBm/100kHz	To dBm/3kHz	dBm/3kHz	dBm/3kHz	Result	
	11.922	-15.2	-3.278	8	Pass	



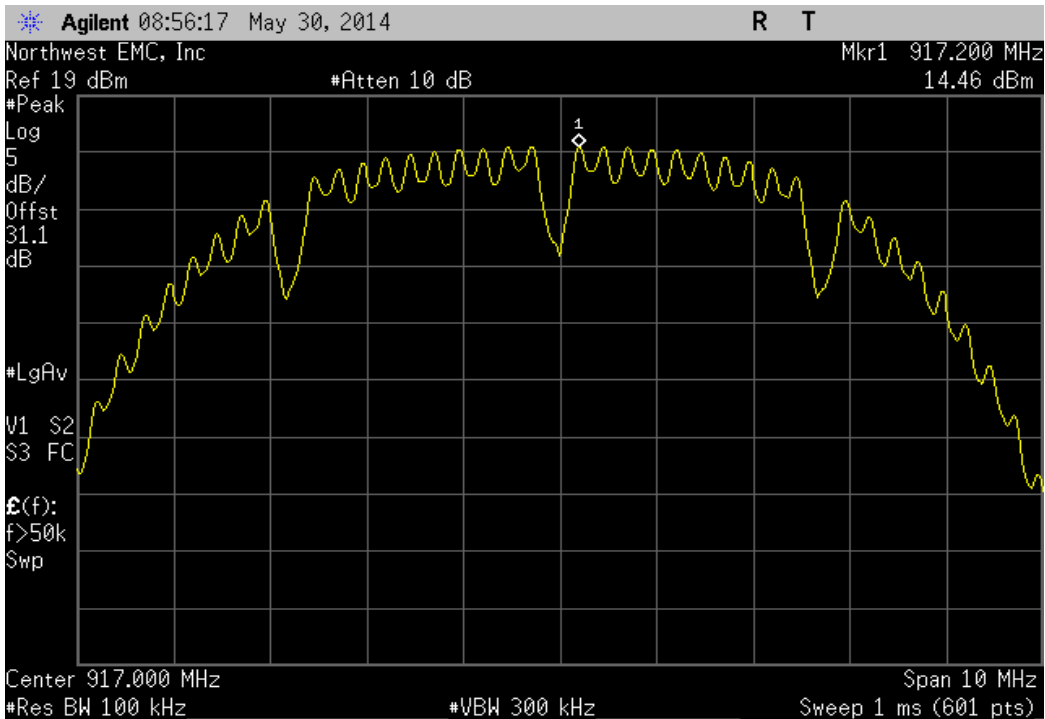
902 MHz - 928 MHz Band, 5MHz Bandwidth , Modulation Type, 64-QAM, Coding Rate, 3/4., High Channel 31, 925MHz						
	Value	dBm/100kHz	Value	Limit		
	dBm/100kHz	To dBm/3kHz	dBm/3kHz	dBm/3kHz	Result	
	13.188	-15.2	-2.012	8	Pass	



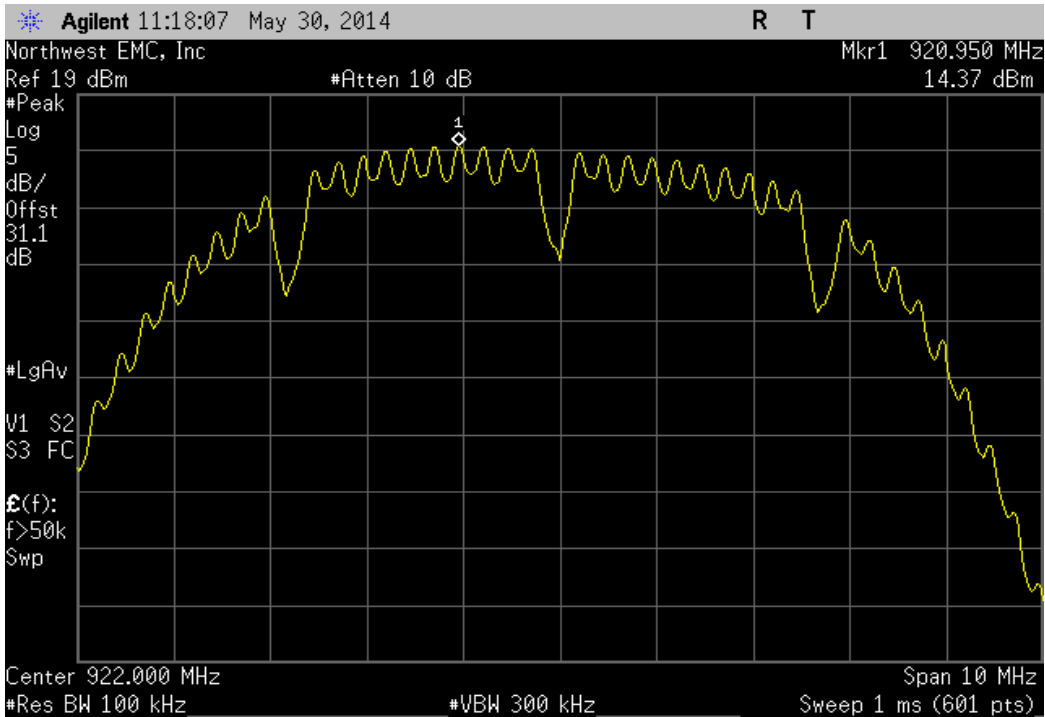
902 MHz - 928 MHz Band, 10MHz Bandwidth, Modulation Type, DBPSK., Low Channel 14, 907MHz						
	Value	dBm/100kHz	Value	Limit		
	dBm/100kHz	To dBm/3kHz	dBm/3kHz	dBm/3kHz	Result	
	14.996	-15.2	-0.204	8	Pass	



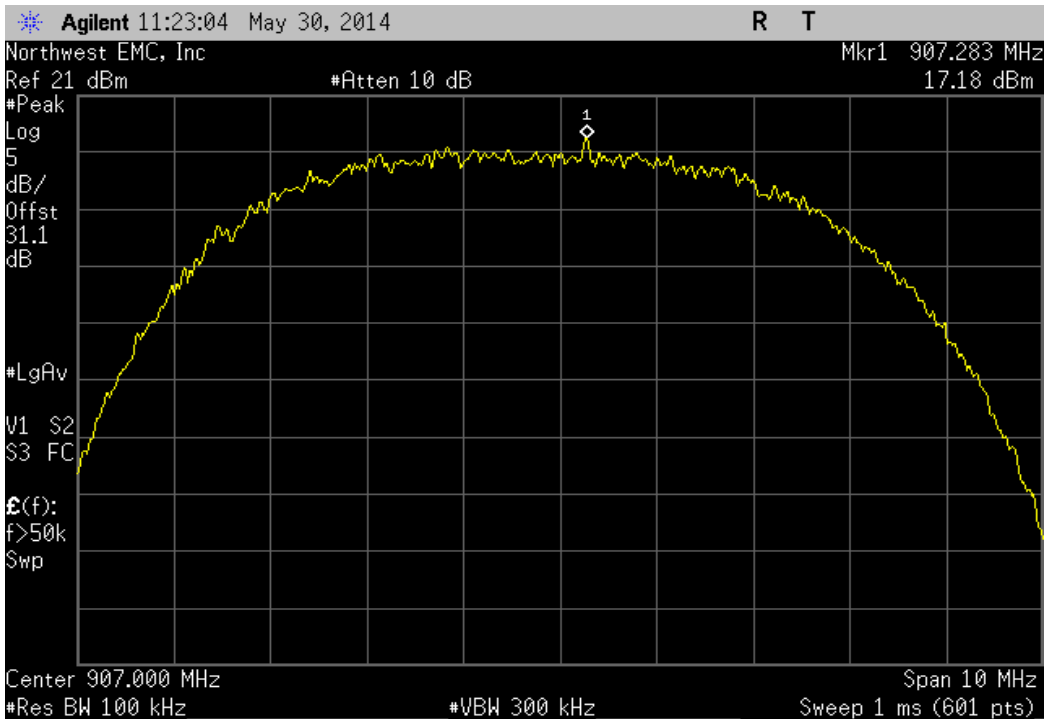
902 MHz - 928 MHz Band, 10MHz Bandwidth, Modulation Type, DBPSK., Mid Channel 24, 917MHz						
	Value	dBm/100kHz	Value	Limit		
	dBm/100kHz	To dBm/3kHz	dBm/3kHz	dBm/3kHz	Result	
	14.458	-15.2	-0.742	8	Pass	



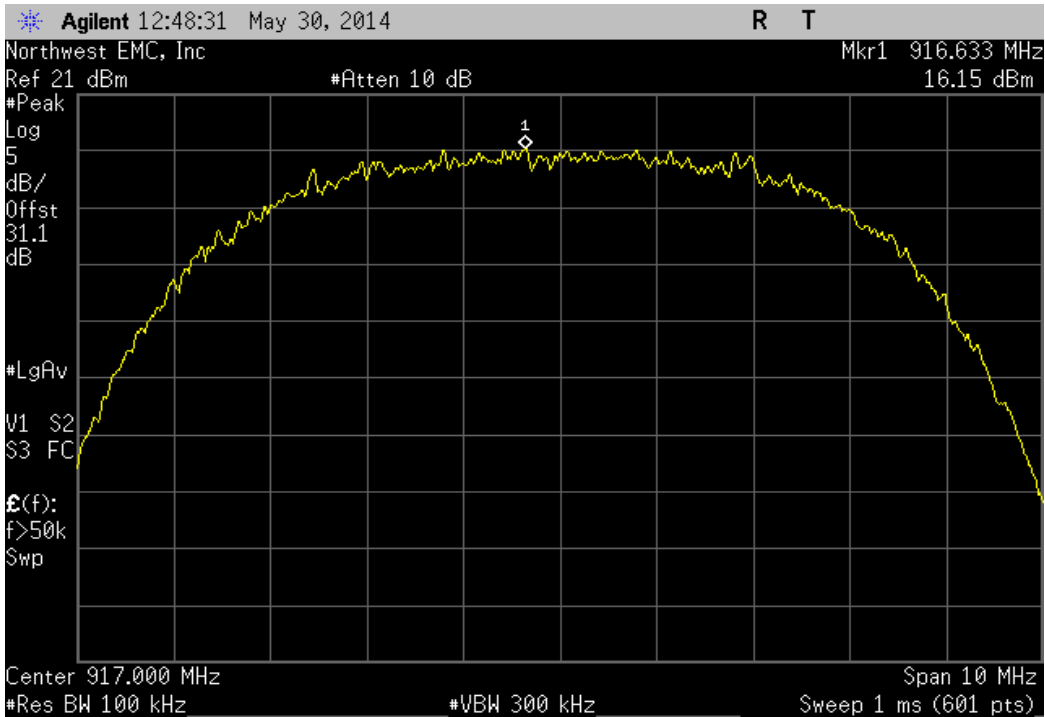
902 MHz - 928 MHz Band, 10MHz Bandwidth, Modulation Type, DBPSK., High Channel 29, 922MHz						
	Value	dBm/100kHz	Value	Limit		
	dBm/100kHz	To dBm/3kHz	dBm/3kHz	dBm/3kHz	Result	
	14.369	-15.2	-0.831	8	Pass	



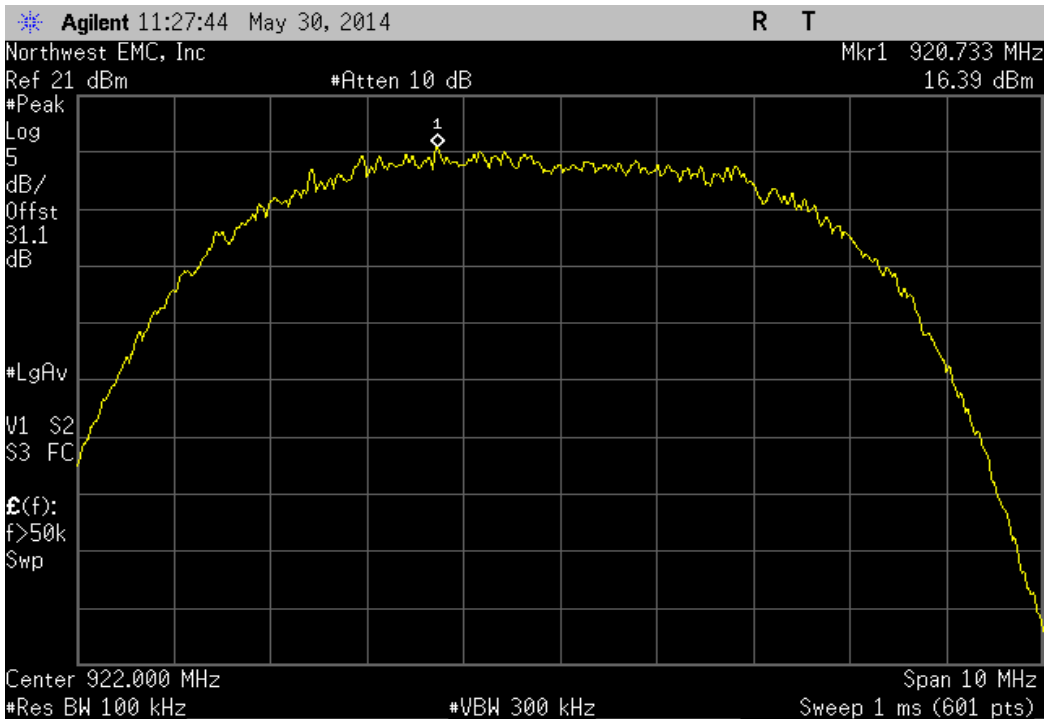
902 MHz - 928 MHz Band, 10MHz Bandwidth, Modulation Type, QPSK., Low Channal 14, 907MHz						
	Value	dBm/100kHz	Value	Limit		
	dBm/100kHz	To dBm/3kHz	dBm/3kHz	dBm/3kHz	Result	
	17.181	-15.2	1.981	8	Pass	



902 MHz - 928 MHz Band, 10MHz Bandwidth , Modulation Type, QPSK., Mid Channel 24, 917MHz						
	Value	dBm/100kHz	Value	Limit		
	dBm/100kHz	To dBm/3kHz	dBm/3kHz	dBm/3kHz	Result	
	16.154	-15.2	0.954	8	Pass	

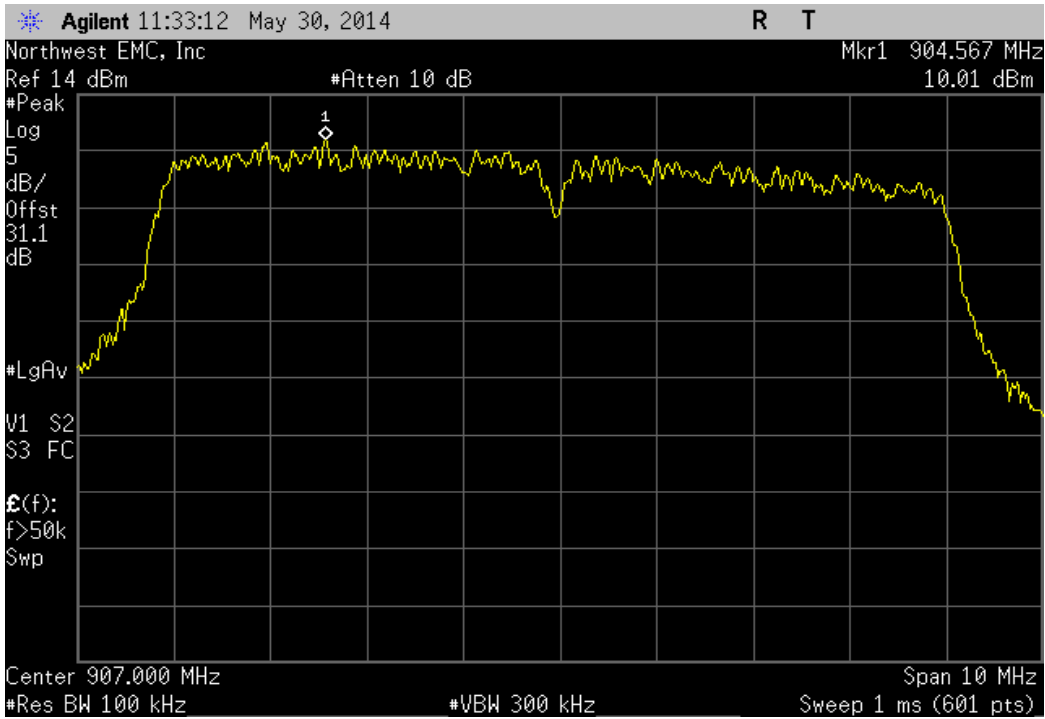


902 MHz - 928 MHz Band, 10MHz Bandwidth , Modulation Type, QPSK., High Channel 29, 922MHz						
	Value	dBm/100kHz	Value	Limit		
	dBm/100kHz	To dBm/3kHz	dBm/3kHz	dBm/3kHz	Result	
	16.385	-15.2	1.185	8	Pass	



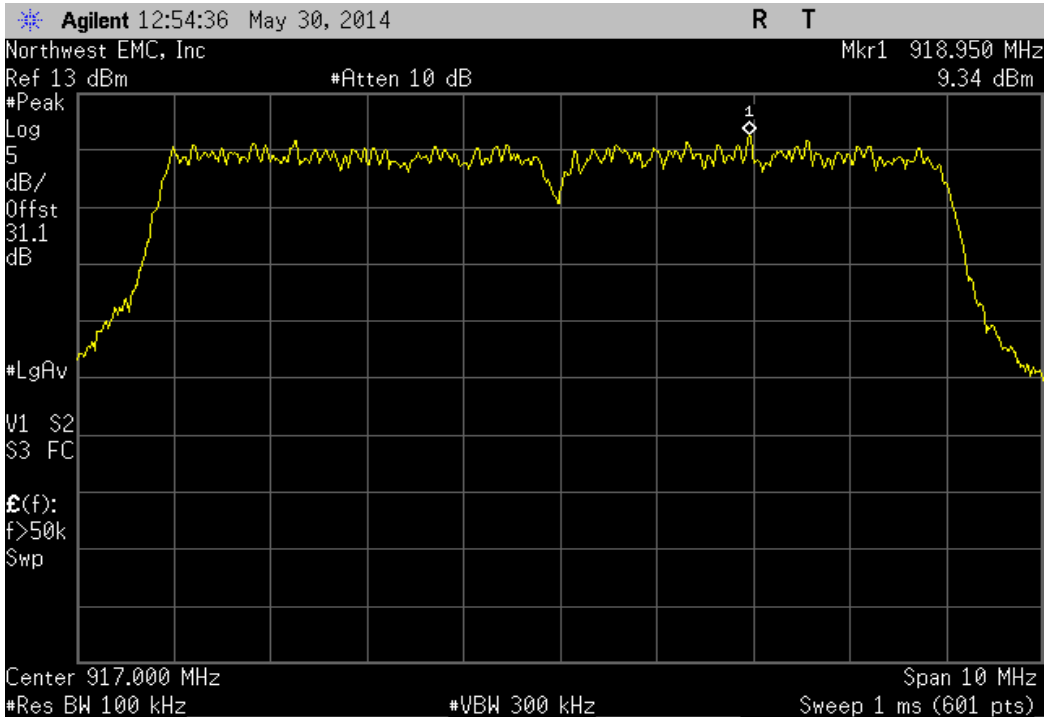
902 MHz - 928 MHz Band, 10MHz Bandwidth, Modulation Type, BPSK, Coding Rate, 1/2, Low Channel 14, 907MHz

	Value	dBm/100kHz	Value	Limit	Result
	dBm/100kHz	To dBm/3kHz	dBm/3kHz	dBm/3kHz	
	10.007	-15.2	-5.193	8	Pass

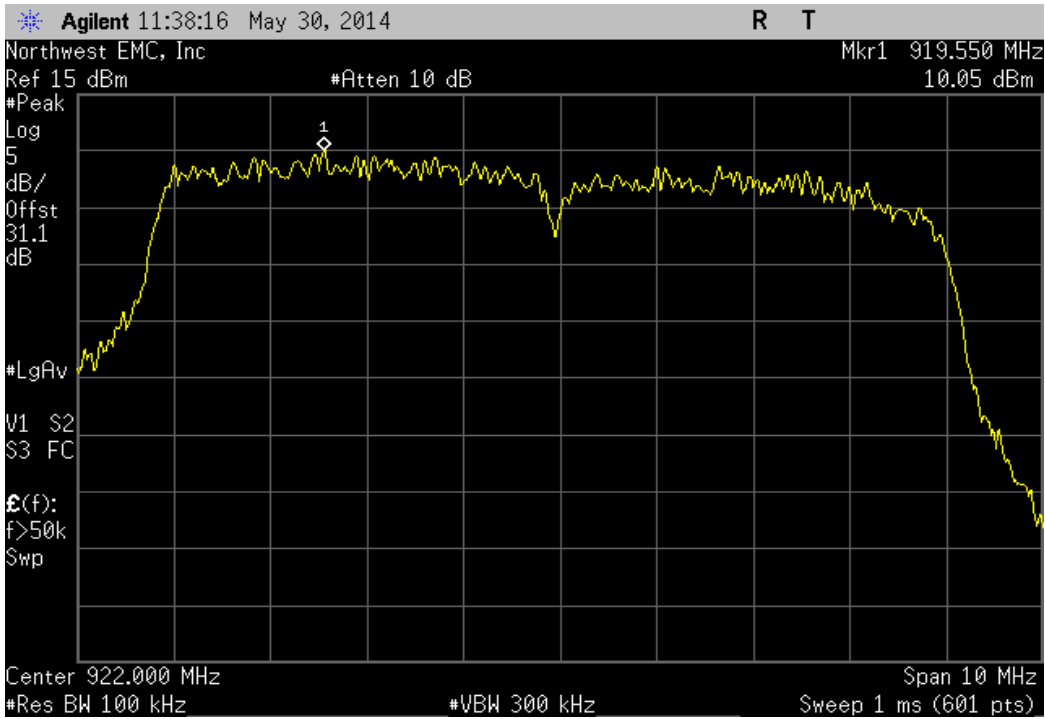


902 MHz - 928 MHz Band, 10MHz Bandwidth, Modulation Type, BPSK, Coding Rate, 1/2, Mid Channel 24, 917MHz

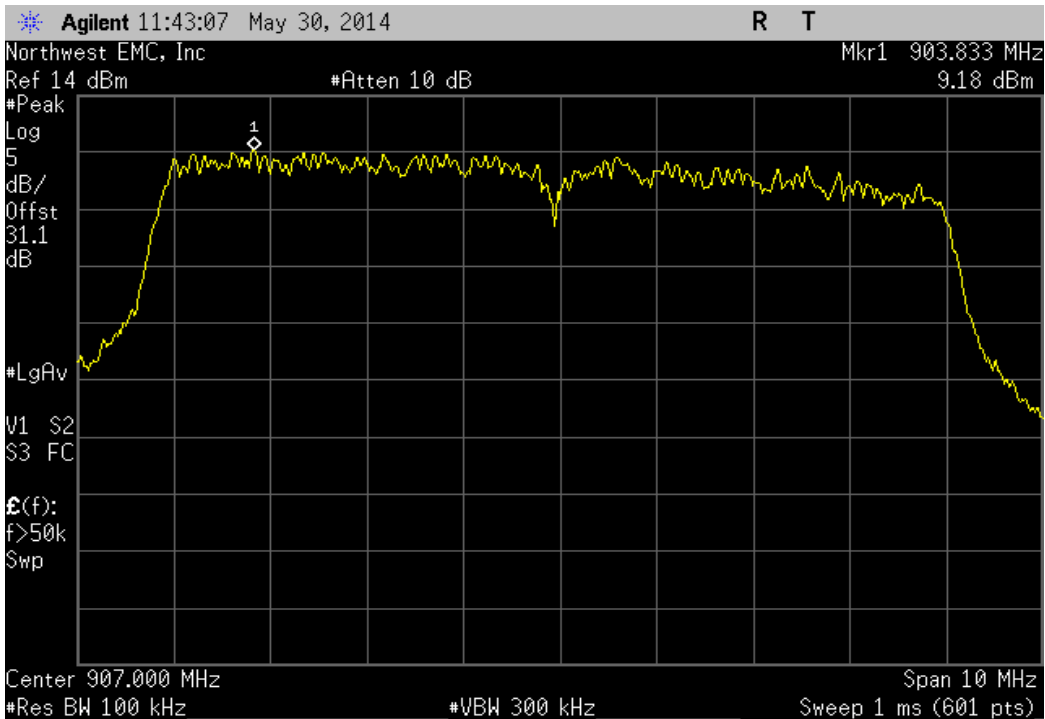
	Value	dBm/100kHz	Value	Limit	Result
	dBm/100kHz	To dBm/3kHz	dBm/3kHz	dBm/3kHz	
	9.34	-15.2	-5.86	8	Pass



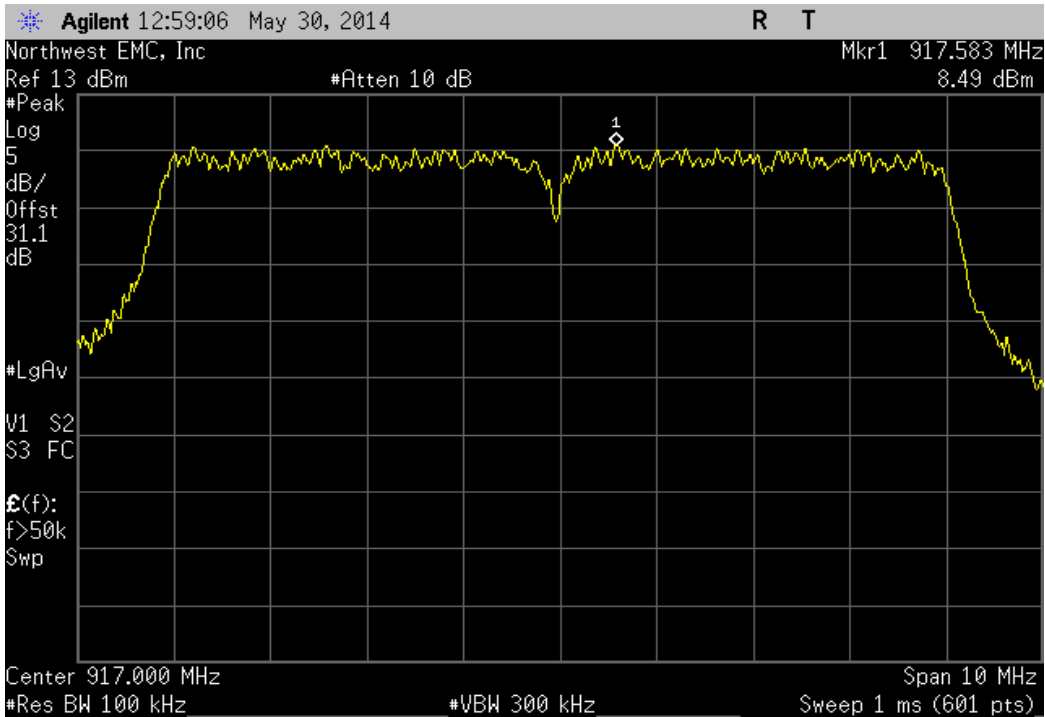
902 MHz - 928 MHz Band, 10MHz Bandwidth , Modulation Type, BPSK, Coding Rate, 1/2, High Channel 29, 922MHz						
	Value	dBm/100kHz	Value	Limit		
	dBm/100kHz	To dBm/3kHz	dBm/3kHz	dBm/3kHz	Result	
	10.053	-15.2	-5.147	8	Pass	



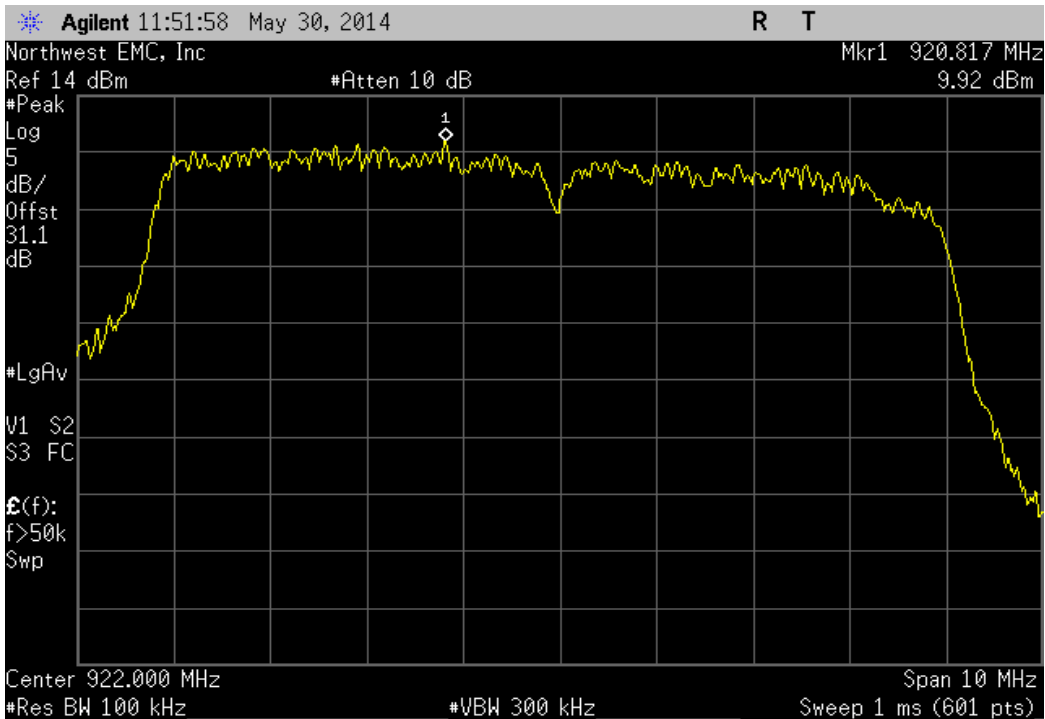
902 MHz - 928 MHz Band, 10MHz Bandwidth , Modulation Type, 16-QAM, Coding Rate, 3/4., Low Channel 14, 907MHz						
	Value	dBm/100kHz	Value	Limit		
	dBm/100kHz	To dBm/3kHz	dBm/3kHz	dBm/3kHz	Result	
	9.18	-15.2	-6.02	8	Pass	



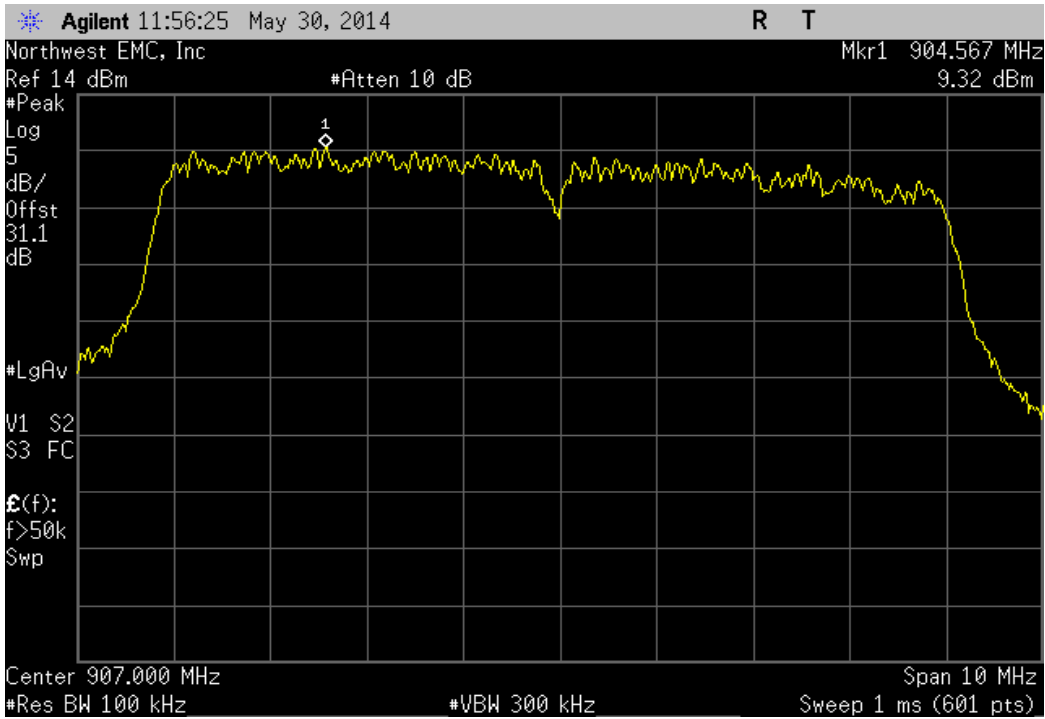
902 MHz - 928 MHz Band, 10MHz Bandwidth , Modulation Type, 16-QAM, Coding Rate, 3/4., Mid Channel 24, 917MHz						
	Value	dBm/100kHz	Value	Limit		
	dBm/100kHz	To dBm/3kHz	dBm/3kHz	dBm/3kHz	Result	
	8.494	-15.2	-6.706	8	Pass	



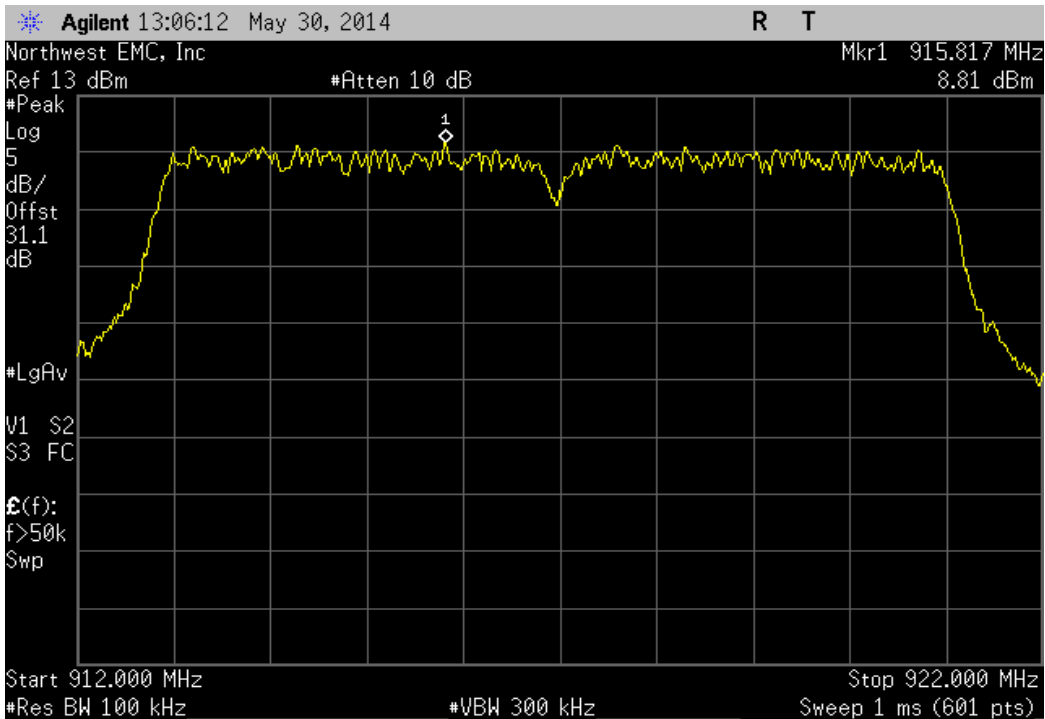
902 MHz - 928 MHz Band, 10MHz Bandwidth , Modulation Type, 16-QAM, Coding Rate, 3/4., High Channel 29, 922MHz						
	Value	dBm/100kHz	Value	Limit		
	dBm/100kHz	To dBm/3kHz	dBm/3kHz	dBm/3kHz	Result	
	9.923	-15.2	-5.277	8	Pass	



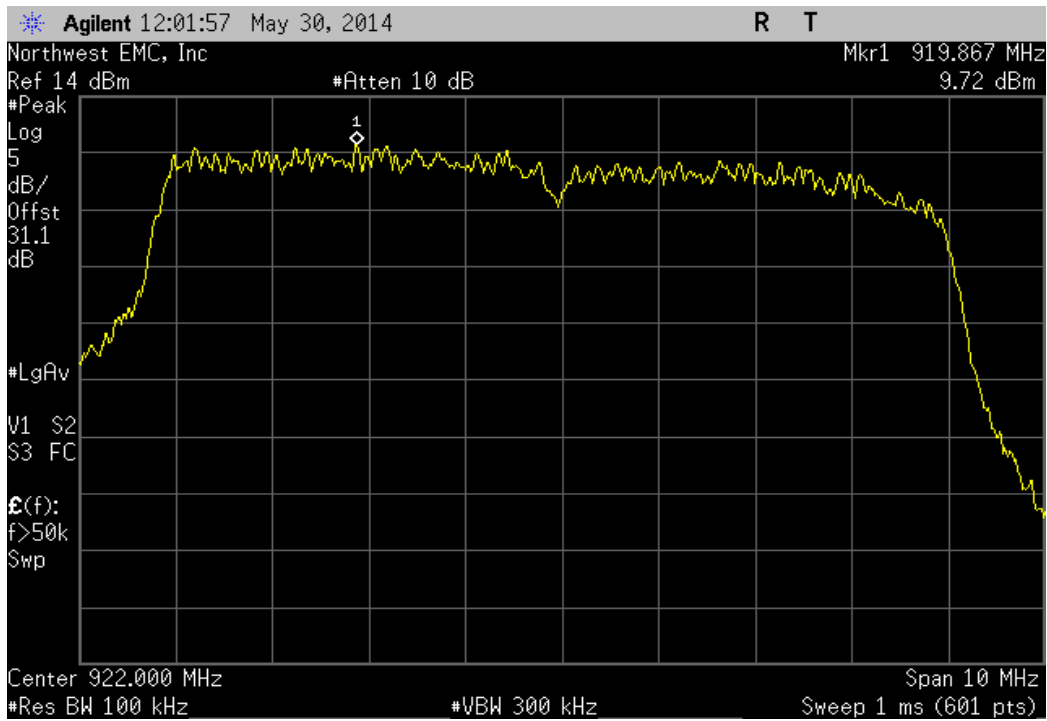
902 MHz - 928 MHz Band, 10MHz Bandwidth, Modulation Type, 64-QAM, Coding Rate, 3/4., Low Channel 14, 907MHz						
	Value	dBm/100kHz	To dBm/3kHz	Value	Limit	Result
	dBm/100kHz			dBm/3kHz	dBm/3kHz	
	9.322	-15.2		-5.878	8	Pass



902 MHz - 928 MHz Band, 10MHz Bandwidth, Modulation Type, 64-QAM, Coding Rate, 3/4., Mid Channel 24, 917MHz						
	Value	dBm/100kHz	To dBm/3kHz	Value	Limit	Result
	dBm/100kHz			dBm/3kHz	dBm/3kHz	
	8.815	-15.2		-6.385	8	Pass



902 MHz - 928 MHz Band, 10MHz Bandwidth, Modulation Type, 64-QAM, Coding Rate, 3/4., High Channel 29, 922MHz					
	Value	dBm/100kHz	Value	Limit	
	dBm/100kHz	To dBm/3kHz	dBm/3kHz	dBm/3kHz	Result
	9.718	-15.2	-5.482	8	Pass



BAND EDGE COMPLIANCE

Testing was performed using the mode(s) of operation and configuration(s) noted within the report. The individuals and/or the organization requesting the test provided the modes, configurations and settings used to complete the evaluation. The actual test parameters are specified in the test data, this includes items such as investigated frequency range (scanned) and test levels. The testing methods and performance specifications, as well as the test site used for the evaluation are indicated in the test data.

TEST EQUIPMENT

Description	Manufacturer	Model	ID	Last Cal.	Interval
40GHz DC Block	Miteq	DCB4000	AMD	4/28/2014	12
Attenuator 20 dB, SMA M/F 26GHz	S.M. Electronics	SA26B-20	AUY	7/30/2013	12
EV06 Direct Connect Cable	ESM Cable Corp.	TT	ECA	NCR	0
Attenuator 6 dB, SMA M/F 26GHz	S.M. Electronics	SA26B-6	AUX	7/30/2013	12
Power Meter	Agilent	N1913A	SQR	4/29/2013	36
Power Sensor	Agilent	E9300H	SQO	4/29/2013	36
Spectrum Analyzer	Agilent	E4446A	AAQ	1/21/2014	24
MXG MW Analog Signal Generator 40 Gig	Agilent	N5183A	TID	9/19/2011	36

TEST DESCRIPTION

The spurious RF conducted emissions at the edges of the authorized bands were measured with the EUT set to low and high transmit frequencies in each available band. The channels closest to the band edges were selected. The measurement was made using a direct connection between the RF output of the EUT and the spectrum analyzer. The EUT was transmitting at the data rate(s) listed in the datasheet.

The spectrum was scanned below the lower band edge and above the higher band edge.



BAND EDGE COMPLIANCE

XMit 2014.02.07
PsaTx 2014.04.01

EUT: WavePoint - 900MHz Radio (W0900-01)	Work Order: FREW0029
Serial Number: 00301A4609FA	Date: 05/30/14
Customer: FreeWave Technologies, Inc.	Temperature: 23.3°C
Attendees: Dean Busch	Humidity: 42%
Project: None	Barometric Pres.: 1013.7
Tested by: Brandon Hobbs	Power: 110VAC/60Hz
	Job Site: EV06

TEST SPECIFICATIONS	Test Method
FCC 15.247:2014	ANSI C63.10:2009

COMMENTS
Please reference the power table for EUT operating power settings used while under test.

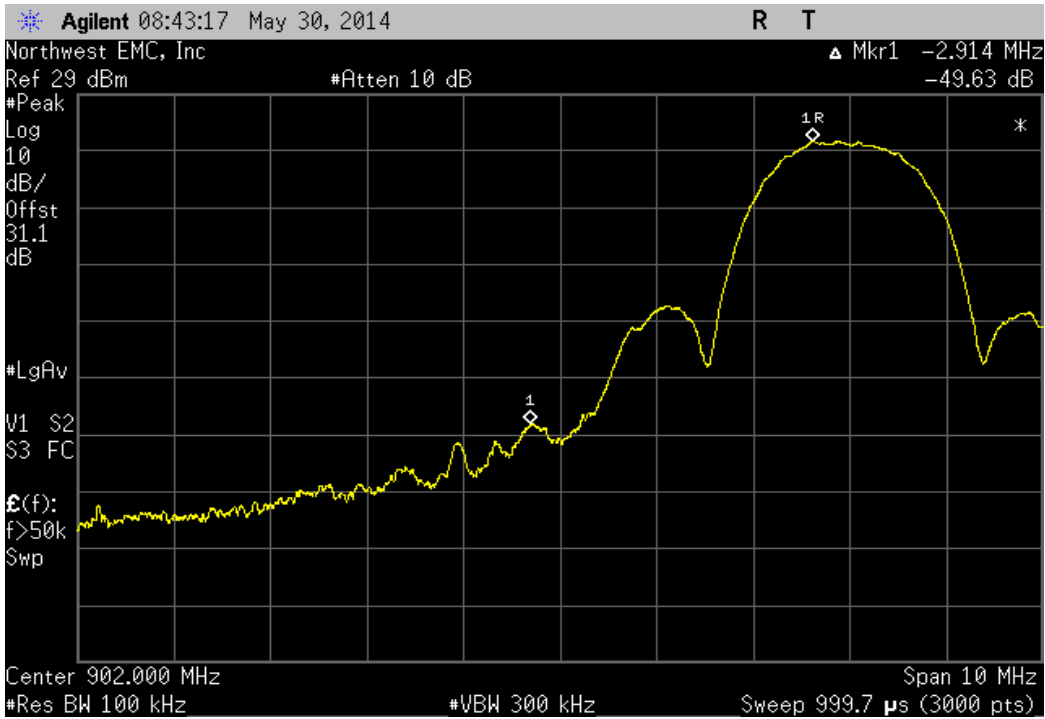
DEVIATIONS FROM TEST STANDARD
None

Configuration #	1	Signature
-----------------	---	-----------

	Value	Limit	Result
902 MHz - 928 MHz Band			
2.5MHz Bandwidth			
Modulation Type, DBPSK.			
Low Channel 13, 905MHz	-49.63 dBc	≤ -20 dBc	Pass
High Channel 33, 925MHz	-59.65 dBc	≤ -20 dBc	Pass
Modulation Type, QPSK.			
Low Channel 13, 905MHz	-56.58 dBc	≤ -20 dBc	Pass
High Channel 33, 925MHz	-71.68 dBc	≤ -20 dBc	Pass
Modulation Type, BPSK, Coding Rate, 1/2			
Low Channel 13, 905MHz	-40.4 dBc	≤ -20 dBc	Pass
High Channel 33, 925MHz	-58.83 dBc	≤ -20 dBc	Pass
Modulation Type, 16-QAM, Coding Rate, 3/4.			
Low Channel 13, 905MHz	-41.23 dBc	≤ -20 dBc	Pass
High Channel 33, 925MHz	-58.11 dBc	≤ -20 dBc	Pass
Modulation Type, 64-QAM, Coding Rate, 3/4.			
Low Channel 13, 905MHz	-41.47 dBc	≤ -20 dBc	Pass
High Channel 33, 925MHz	-59.35 dBc	≤ -20 dBc	Pass
5MHz Bandwidth			
Modulation Type, DBPSK.			
Low Channel 11, 905MHz	-37.09 dBc	≤ -20 dBc	Pass
High Channel 31, 925MHz	-41.96 dBc	≤ -20 dBc	Pass
Modulation Type, QPSK.			
Low Channel 11, 905MHz	-38.08 dBc	≤ -20 dBc	Pass
High Channel 31, 925MHz	-45.35 dBc	≤ -20 dBc	Pass
Modulation Type, BPSK, Coding Rate, 1/2			
Low Channel 11, 905MHz	-21.21 dBc	≤ -20 dBc	Pass
High Channel 31, 925MHz	-40.99 dBc	≤ -20 dBc	Pass
Modulation Type, 16-QAM, Coding Rate, 3/4.			
Low Channel 11, 905MHz	-22.33 dBc	≤ -20 dBc	Pass
High Channel 31, 925MHz	-40.5 dBc	≤ -20 dBc	Pass
Modulation Type, 64-QAM, Coding Rate, 3/4.			
Low Channel 11, 905MHz	-20.99 dBc	≤ -20 dBc	Pass
High Channel 31, 925MHz	-41.44 dBc	≤ -20 dBc	Pass
10MHz Bandwidth			
Modulation Type, DBPSK.			
Low Channel 14, 907MHz	-28.31 dBc	≤ -20 dBc	Pass
High Channel 29, 922MHz	-46.72 dBc	≤ -20 dBc	Pass
Modulation Type, QPSK.			
Low Channel 14, 907MHz	-30.76 dBc	≤ -20 dBc	Pass
High Channel 29, 922MHz	-47.53 dBc	≤ -20 dBc	Pass
Modulation Type, BPSK, Coding Rate, 1/2			
Low Channel 14, 907MHz	-20.83 dBc	≤ -20 dBc	Pass
High Channel 29, 922MHz	-42.88 dBc	≤ -20 dBc	Pass
Modulation Type, 16-QAM, Coding Rate, 3/4.			
Low Channel 14, 907MHz	-20.07 dBc	≤ -20 dBc	Pass
High Channel 29, 922MHz	-42.33 dBc	≤ -20 dBc	Pass
Modulation Type, 64-QAM, Coding Rate, 3/4.			
Low Channel 14, 907MHz	-20.1 dBc	≤ -20 dBc	Pass
High Channel 29, 922MHz	-44.03 dBc	≤ -20 dBc	Pass

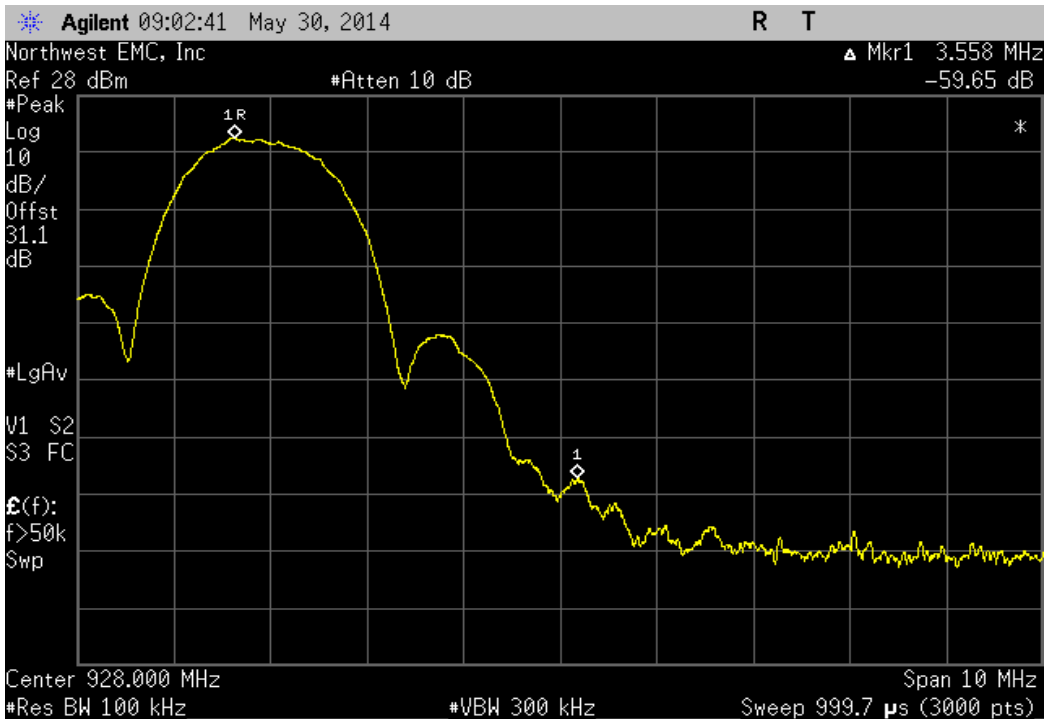
902 MHz - 928 MHz Band, 2.5MHz Bandwidth, Modulation Type, DBPSK., Low Channel 13, 905MHz

Value	Limit	Result
-49.63 dBc	≤ -20 dBc	Pass



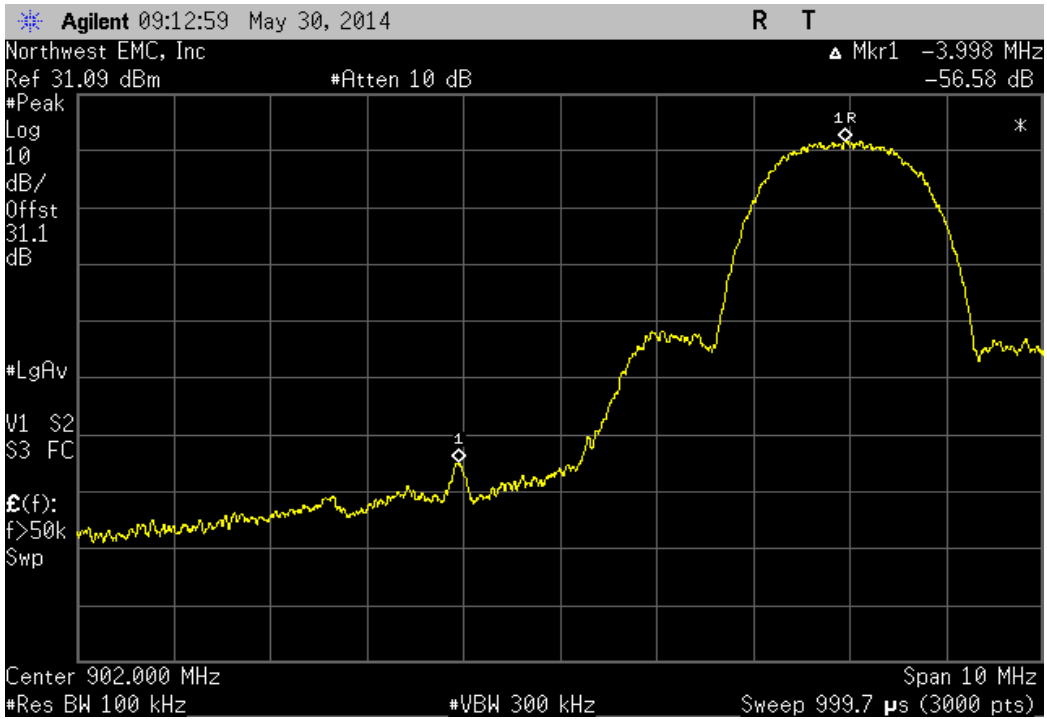
902 MHz - 928 MHz Band, 2.5MHz Bandwidth, Modulation Type, DBPSK., High Channel 33, 925MHz

Value	Limit	Result
-59.65 dBc	≤ -20 dBc	Pass



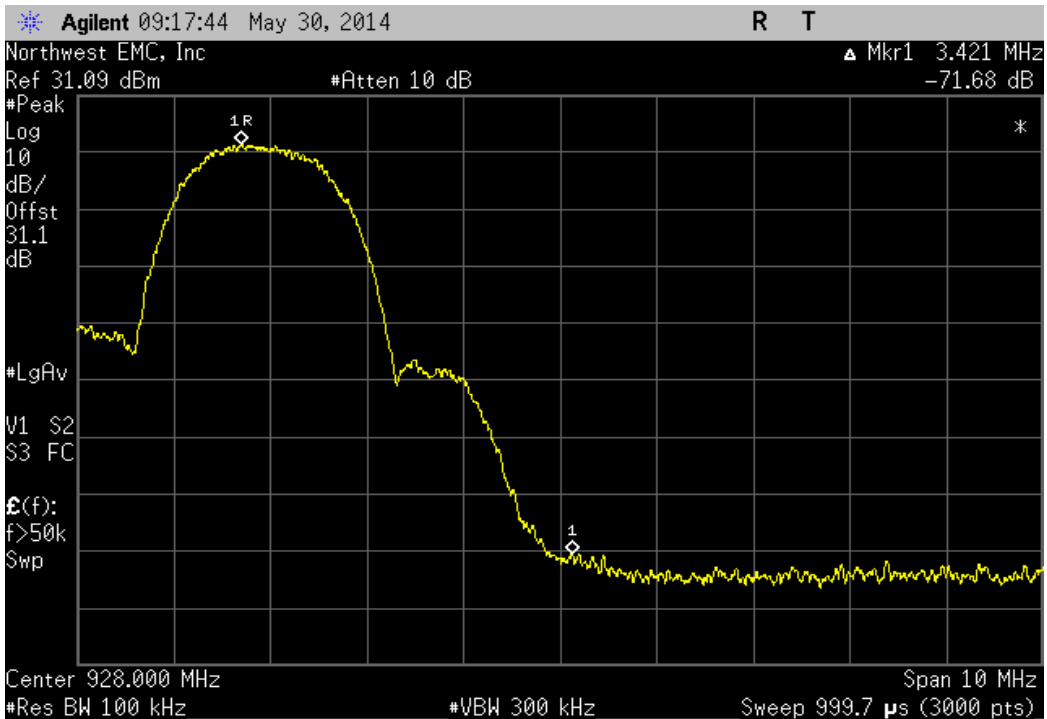
902 MHz - 928 MHz Band, 2.5MHz Bandwidth , Modulation Type, QPSK., Low Channel 13, 905MHz

Value	Limit	Result
-56.58 dBc	≤ -20 dBc	Pass



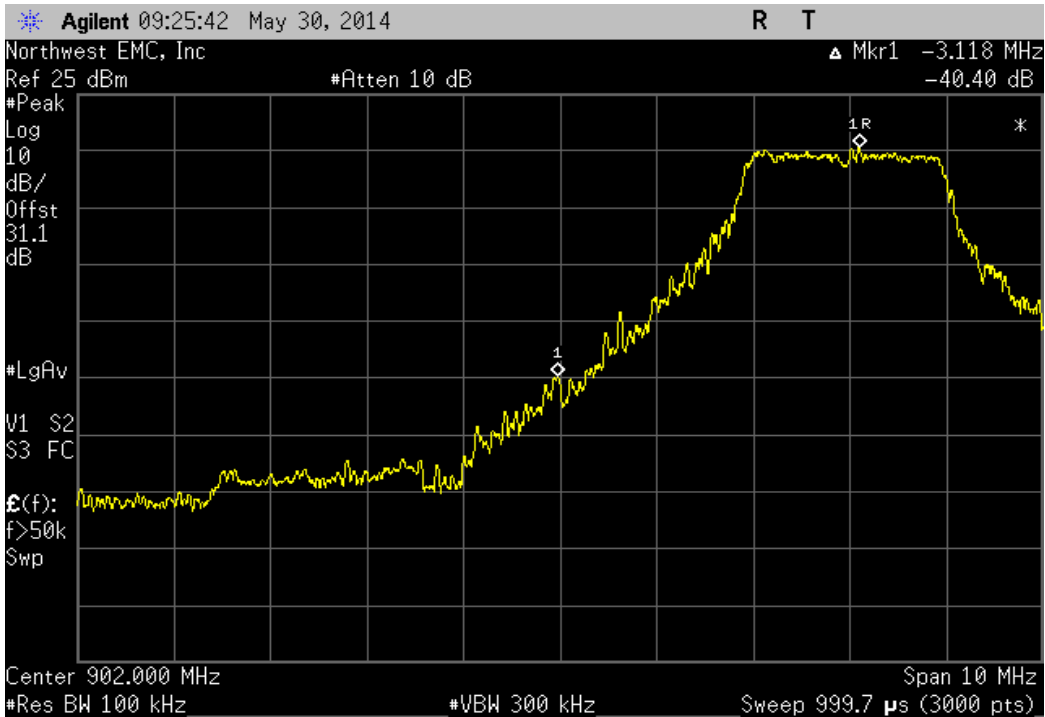
902 MHz - 928 MHz Band, 2.5MHz Bandwidth , Modulation Type, QPSK., High Channel 33, 925MHz

Value	Limit	Result
-71.68 dBc	≤ -20 dBc	Pass



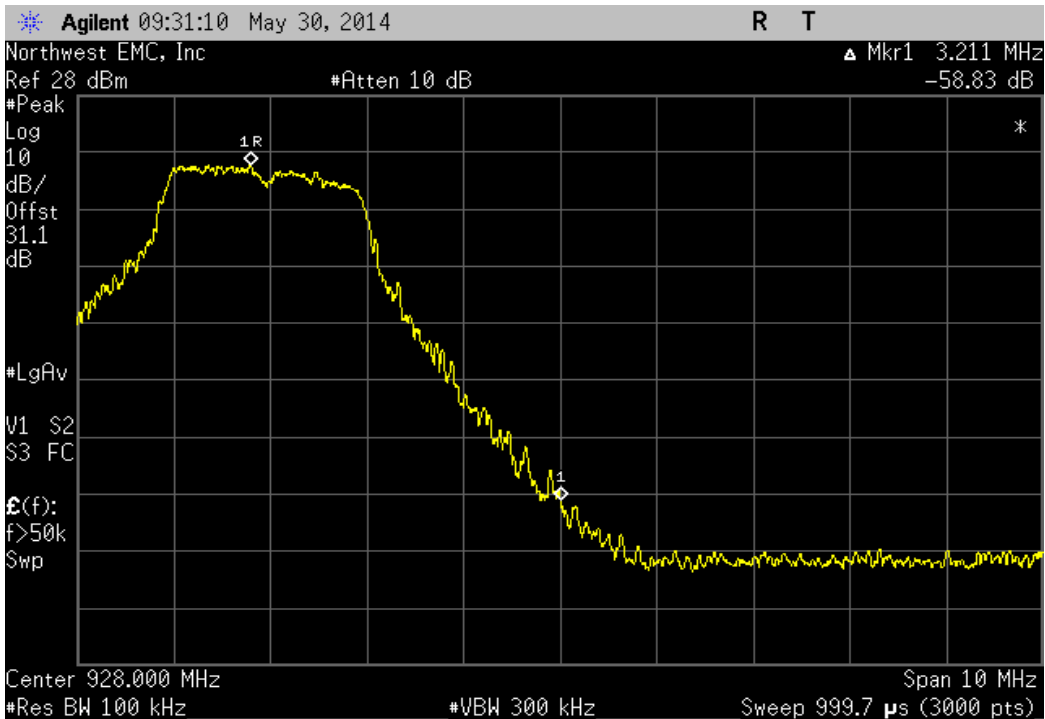
902 MHz - 928 MHz Band, 2.5MHz Bandwidth , Modulation Type, BPSK, Coding Rate, 1/2, Low Channel 13, 905MHz

Value	Limit	Result
-40.4 dBc	≤ -20 dBc	Pass

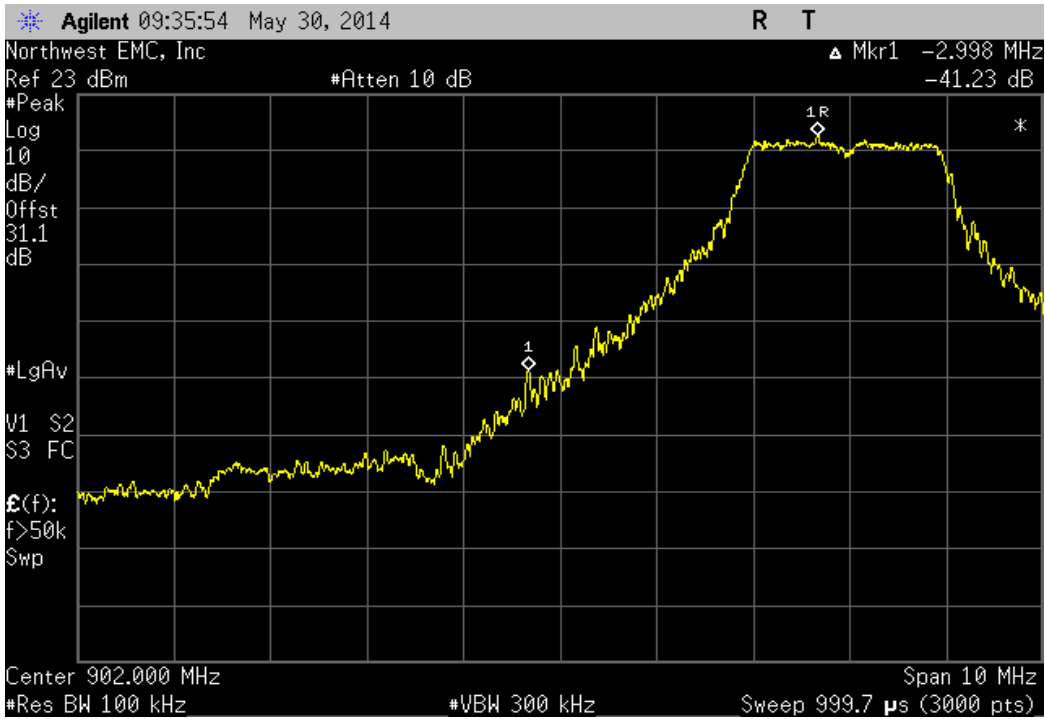


902 MHz - 928 MHz Band, 2.5MHz Bandwidth , Modulation Type, BPSK, Coding Rate, 1/2, High Channel 33, 925MHz

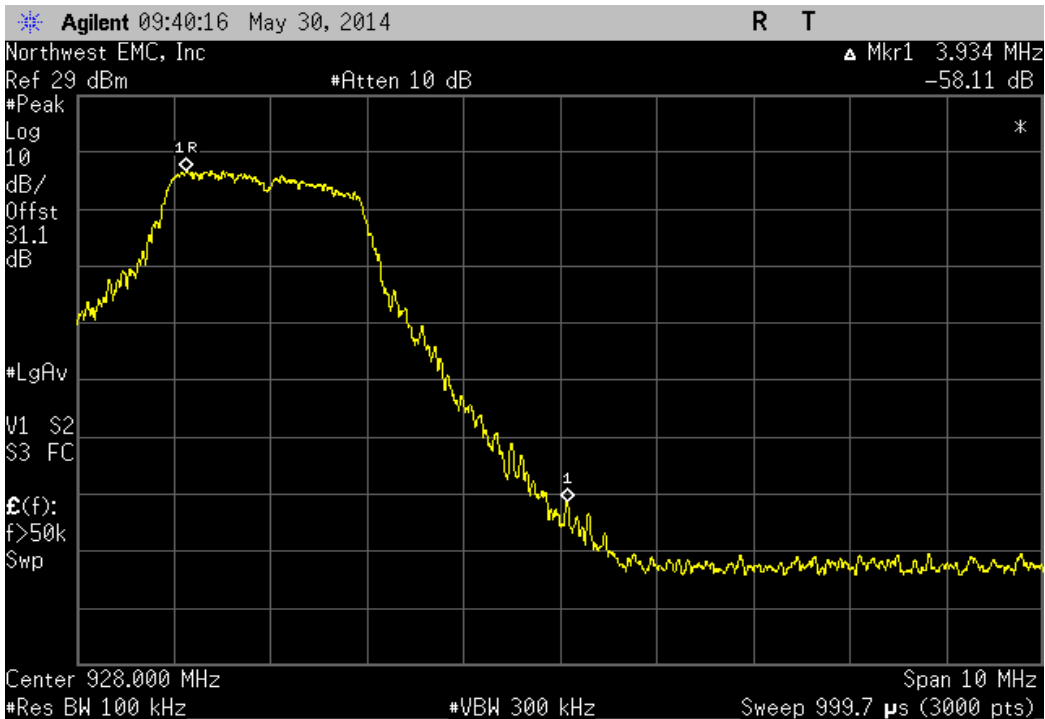
Value	Limit	Result
-58.83 dBc	≤ -20 dBc	Pass



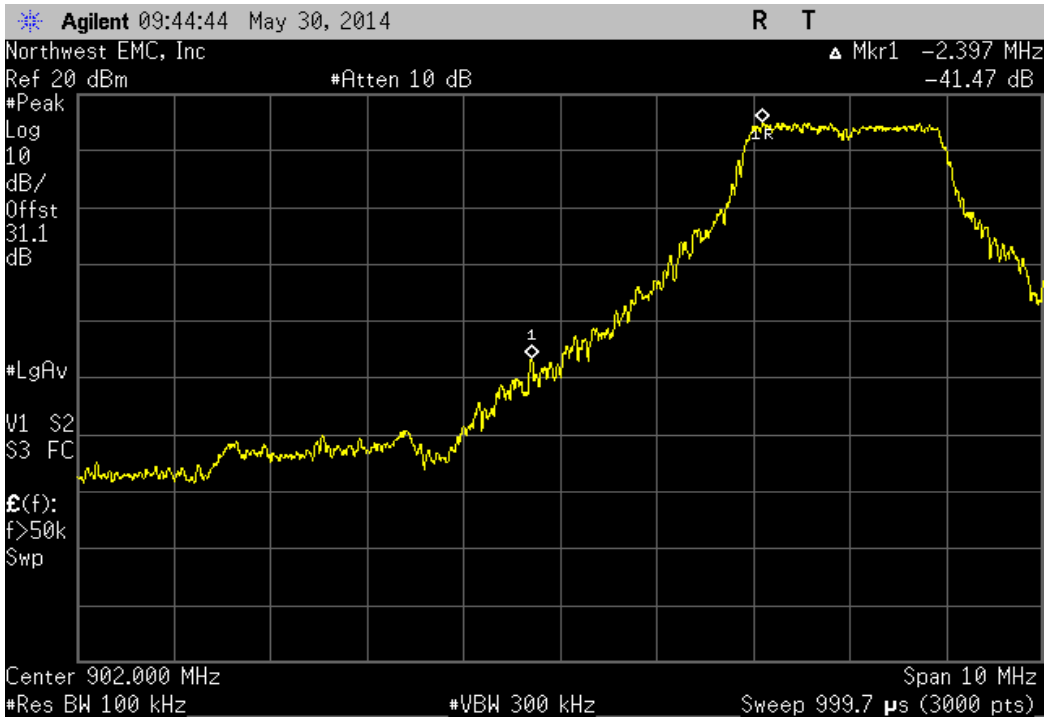
902 MHz - 928 MHz Band, 2.5MHz Bandwidth, Modulation Type, 16-QAM, Coding Rate, 3/4., Low Channel 13, 905MHz			
	Value	Limit	Result
	-41.23 dBc	≤ -20 dBc	Pass



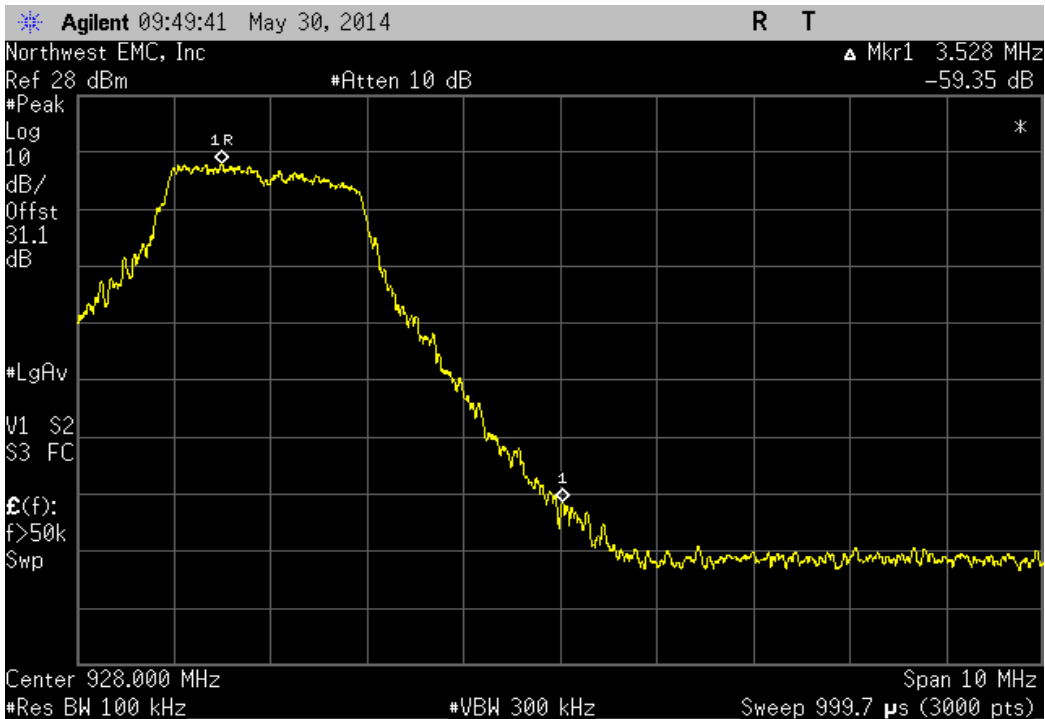
902 MHz - 928 MHz Band, 2.5MHz Bandwidth, Modulation Type, 16-QAM, Coding Rate, 3/4., High Channel 33, 925MHz			
	Value	Limit	Result
	-58.11 dBc	≤ -20 dBc	Pass



902 MHz - 928 MHz Band, 2.5MHz Bandwidth , Modulation Type, 64-QAM, Coding Rate, 3/4., Low Channel 13, 905MHz			
		Value	Limit
		-41.47 dBc	≤ -20 dBc
			Result
			Pass

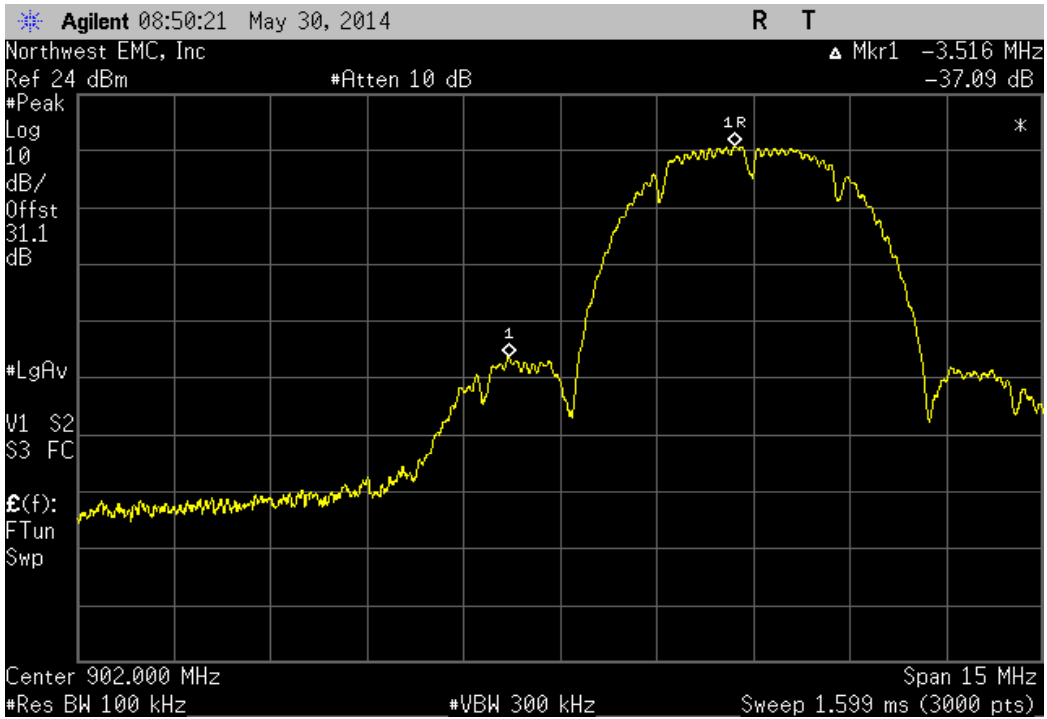


902 MHz - 928 MHz Band, 2.5MHz Bandwidth , Modulation Type, 64-QAM, Coding Rate, 3/4., High Channel 33, 925MHz			
		Value	Limit
		-59.35 dBc	≤ -20 dBc
			Result
			Pass



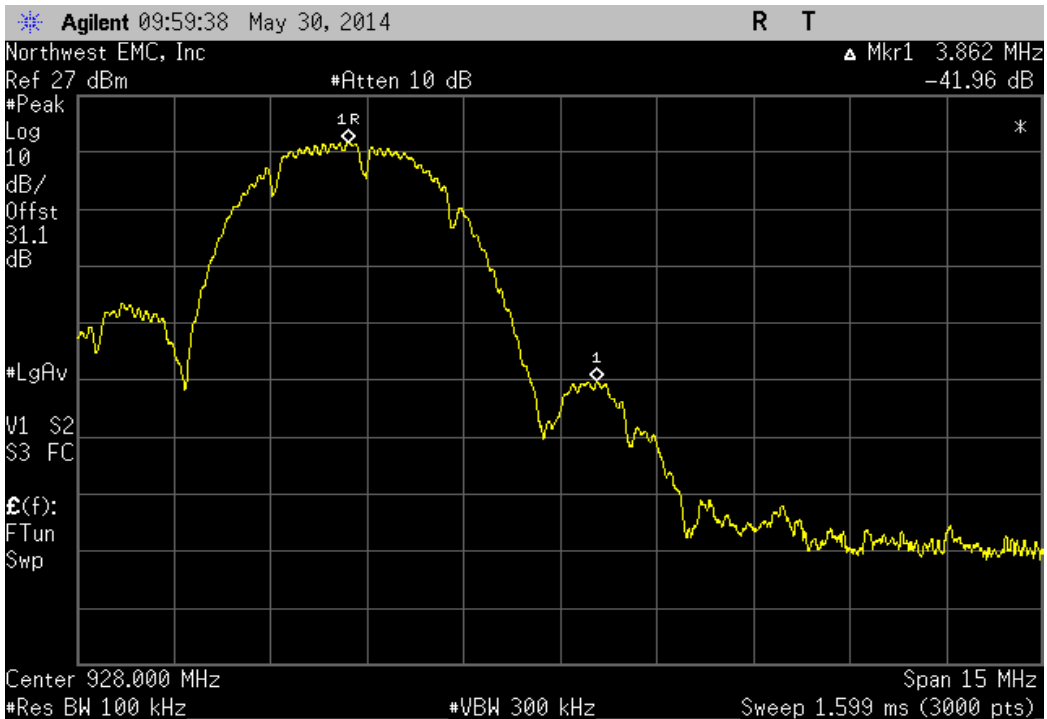
902 MHz - 928 MHz Band, 5MHz Bandwidth , Modulation Type, DBPSK., Low Channel 11, 905MHz

Value	Limit	Result
-37.09 dBc	≤ -20 dBc	Pass



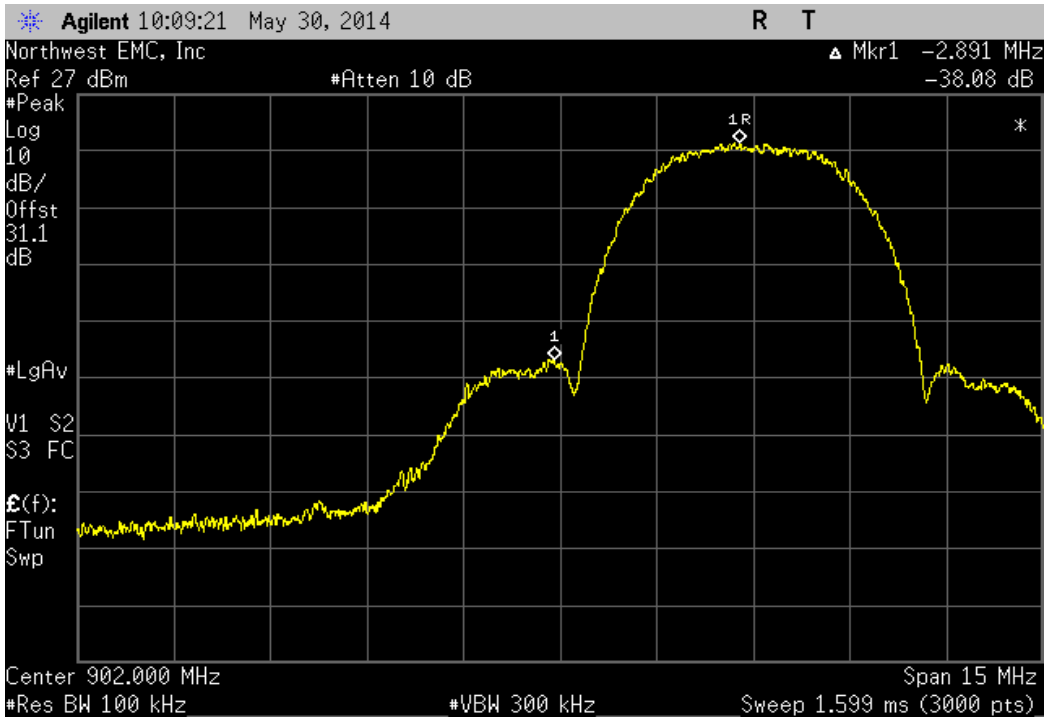
902 MHz - 928 MHz Band, 5MHz Bandwidth , Modulation Type, DBPSK., High Channel 31, 925MHz

Value	Limit	Result
-41.96 dBc	≤ -20 dBc	Pass



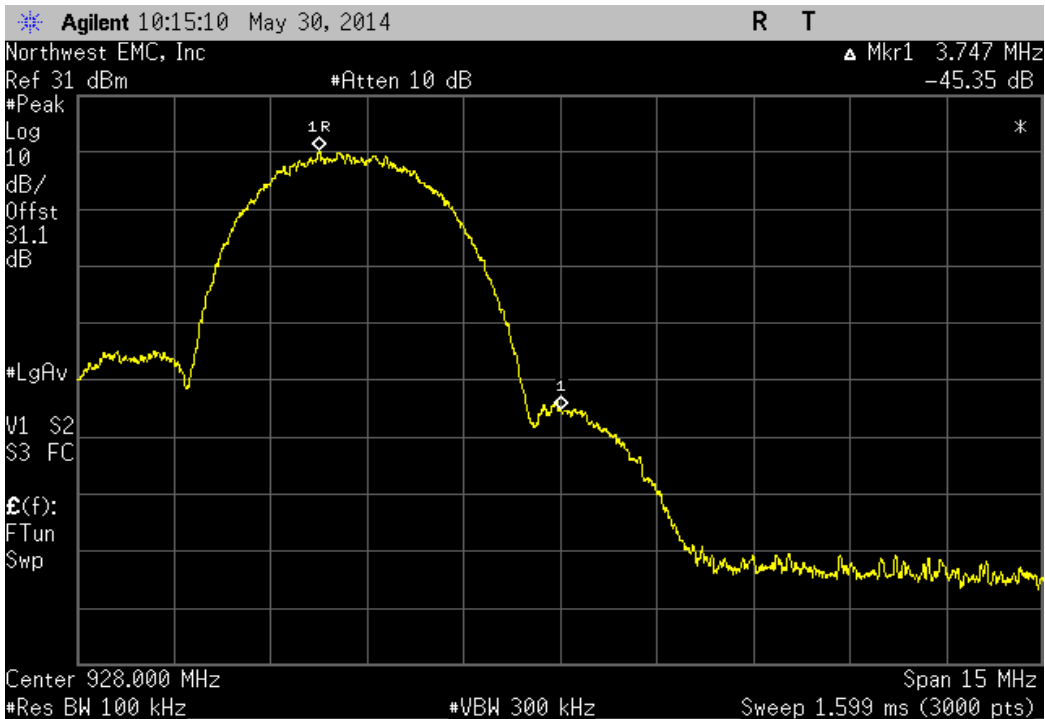
902 MHz - 928 MHz Band, 5MHz Bandwidth , Modulation Type, QPSK., Low Channel 11, 905MHz

Value	Limit	Result
-38.08 dBc	≤ -20 dBc	Pass



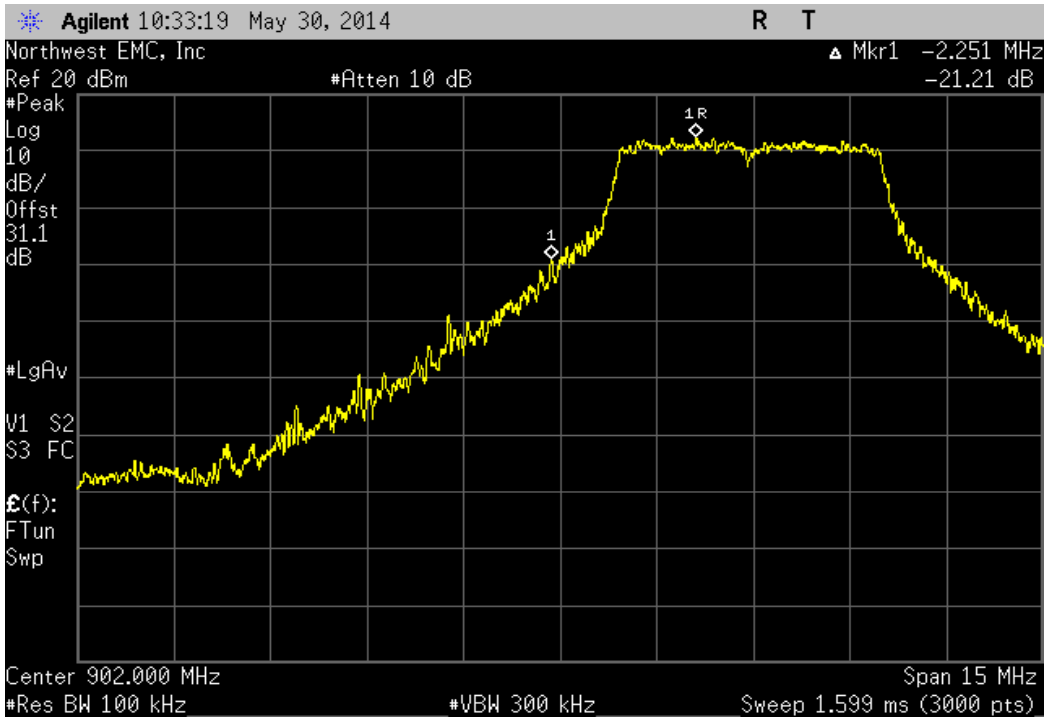
902 MHz - 928 MHz Band, 5MHz Bandwidth , Modulation Type, QPSK., High Channel 31, 925MHz

Value	Limit	Result
-45.35 dBc	≤ -20 dBc	Pass



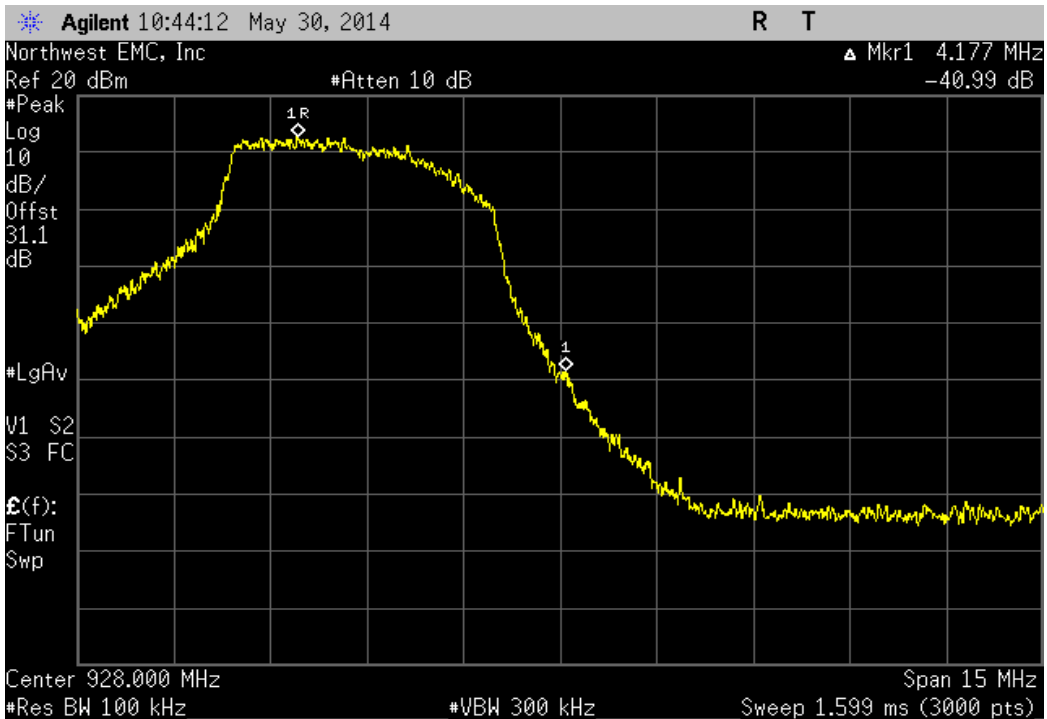
902 MHz - 928 MHz Band, 5MHz Bandwidth , Modulation Type, BPSK, Coding Rate, 1/2, Low Channel 11, 905MHz

Value	Limit	Result
-21.21 dBc	≤ -20 dBc	Pass



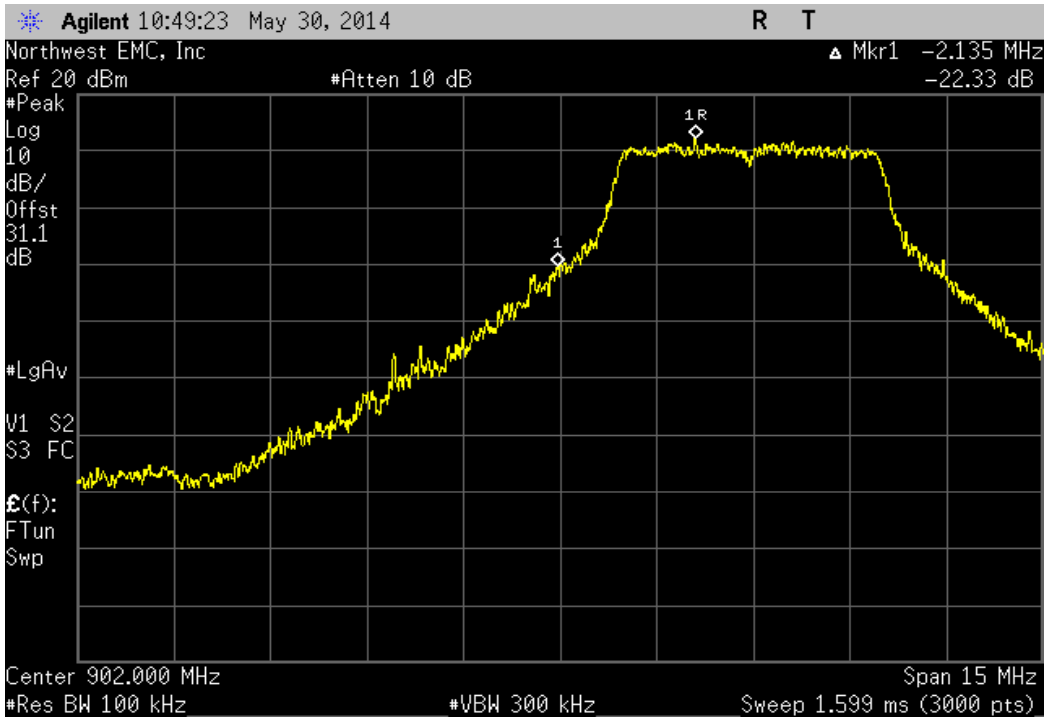
902 MHz - 928 MHz Band, 5MHz Bandwidth , Modulation Type, BPSK, Coding Rate, 1/2, High Channel 31, 925MHz

Value	Limit	Result
-40.99 dBc	≤ -20 dBc	Pass



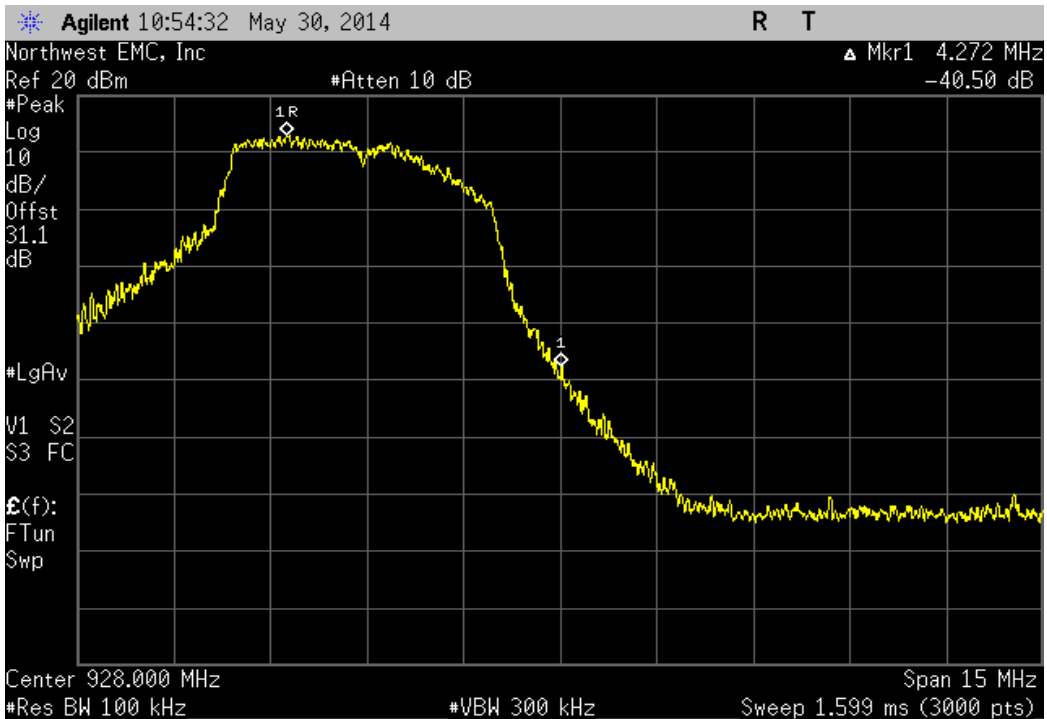
902 MHz - 928 MHz Band, 5MHz Bandwidth , Modulation Type, 16-QAM, Coding Rate, 3/4., Low Channel 11, 905MHz

Value	Limit	Result
-22.33 dBc	≤ -20 dBc	Pass



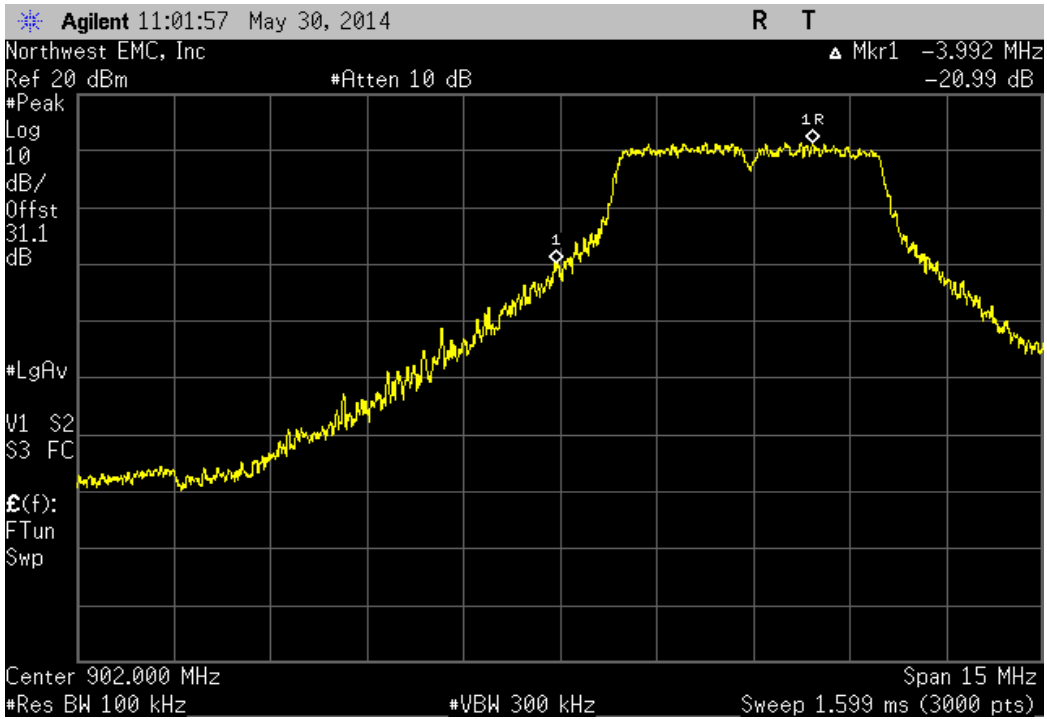
902 MHz - 928 MHz Band, 5MHz Bandwidth , Modulation Type, 16-QAM, Coding Rate, 3/4., High Channel 31, 925MHz

Value	Limit	Result
-40.5 dBc	≤ -20 dBc	Pass



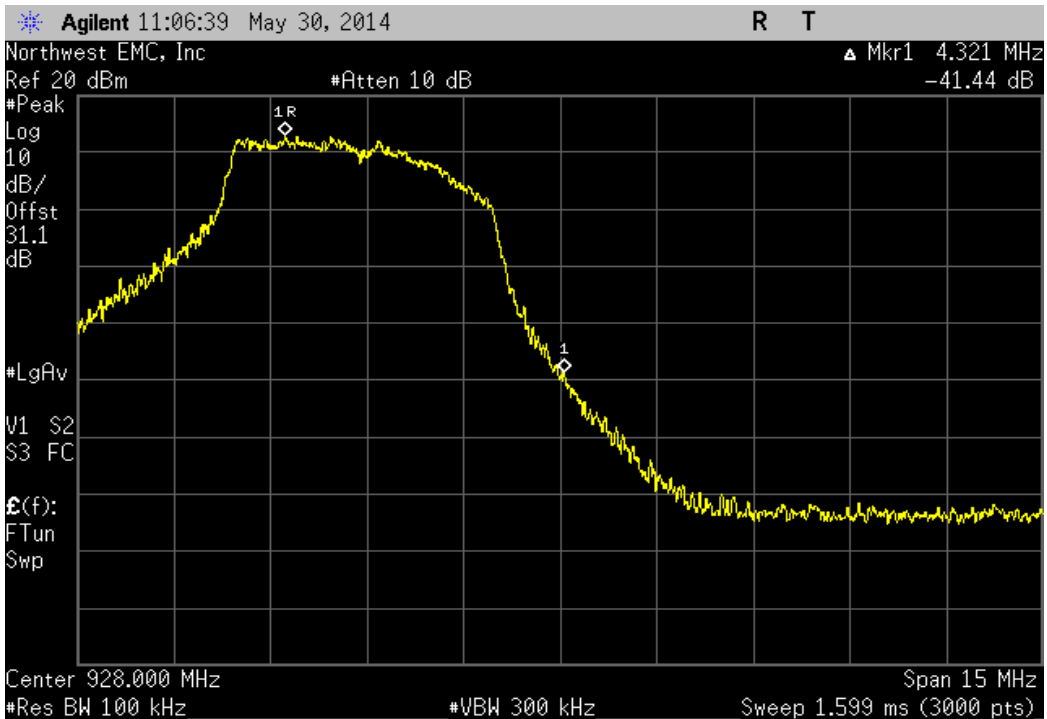
902 MHz - 928 MHz Band, 5MHz Bandwidth , Modulation Type, 64-QAM, Coding Rate, 3/4., Low Channel 11, 905MHz

Value	Limit	Result
-20.99 dBc	≤ -20 dBc	Pass



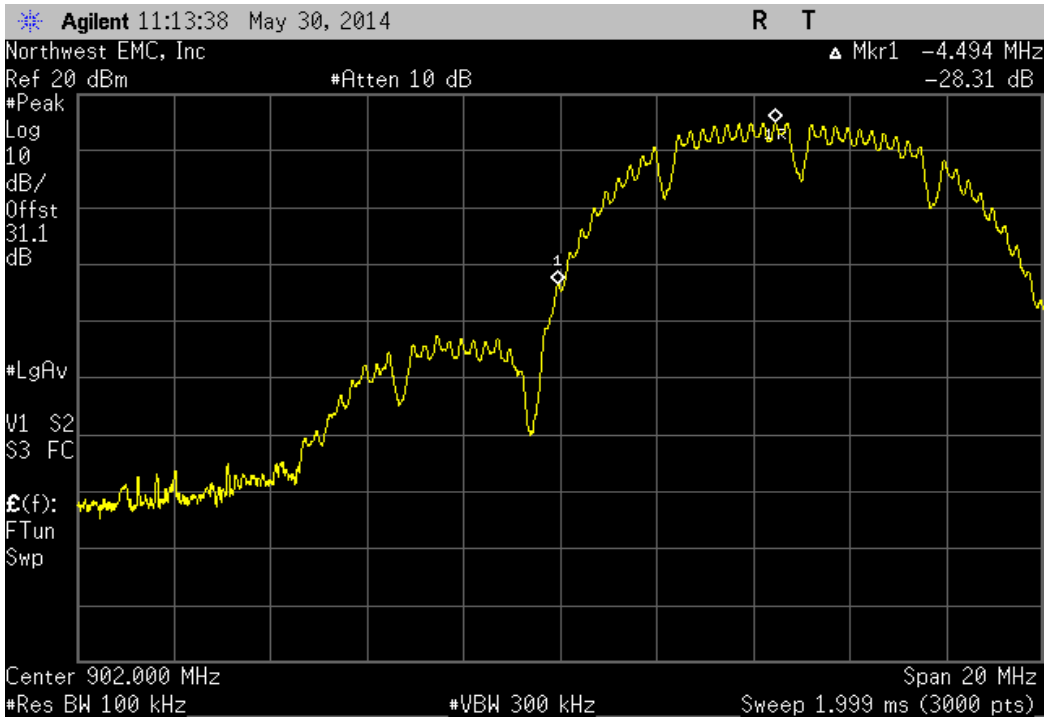
902 MHz - 928 MHz Band, 5MHz Bandwidth , Modulation Type, 64-QAM, Coding Rate, 3/4., High Channel 31, 925MHz

Value	Limit	Result
-41.44 dBc	≤ -20 dBc	Pass



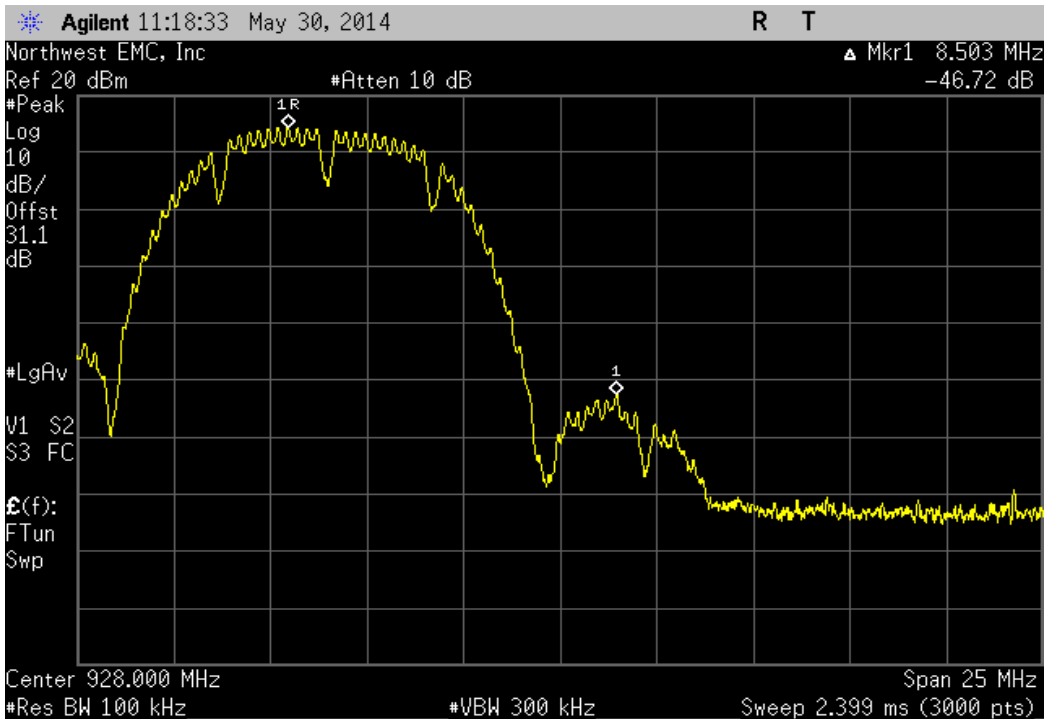
902 MHz - 928 MHz Band, 10MHz Bandwidth , Modulation Type, DBPSK., Low Channel 14, 907MHz

Value	Limit	Result
-28.31 dBc	≤ -20 dBc	Pass



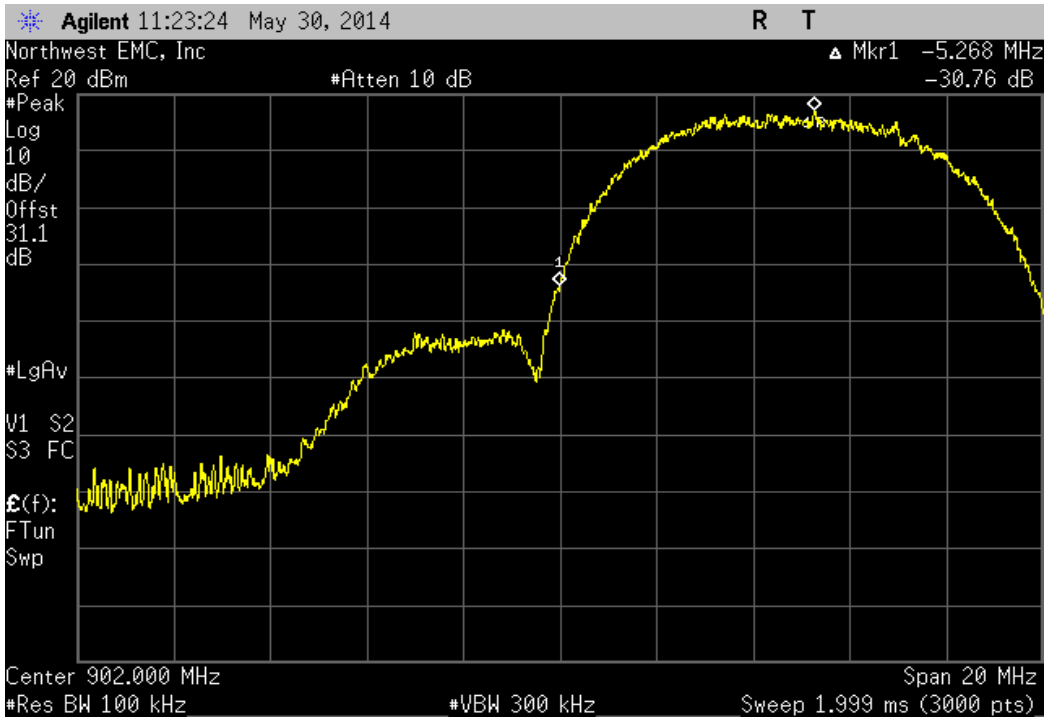
902 MHz - 928 MHz Band, 10MHz Bandwidth , Modulation Type, DBPSK., High Channel 29, 922MHz

Value	Limit	Result
-46.72 dBc	≤ -20 dBc	Pass



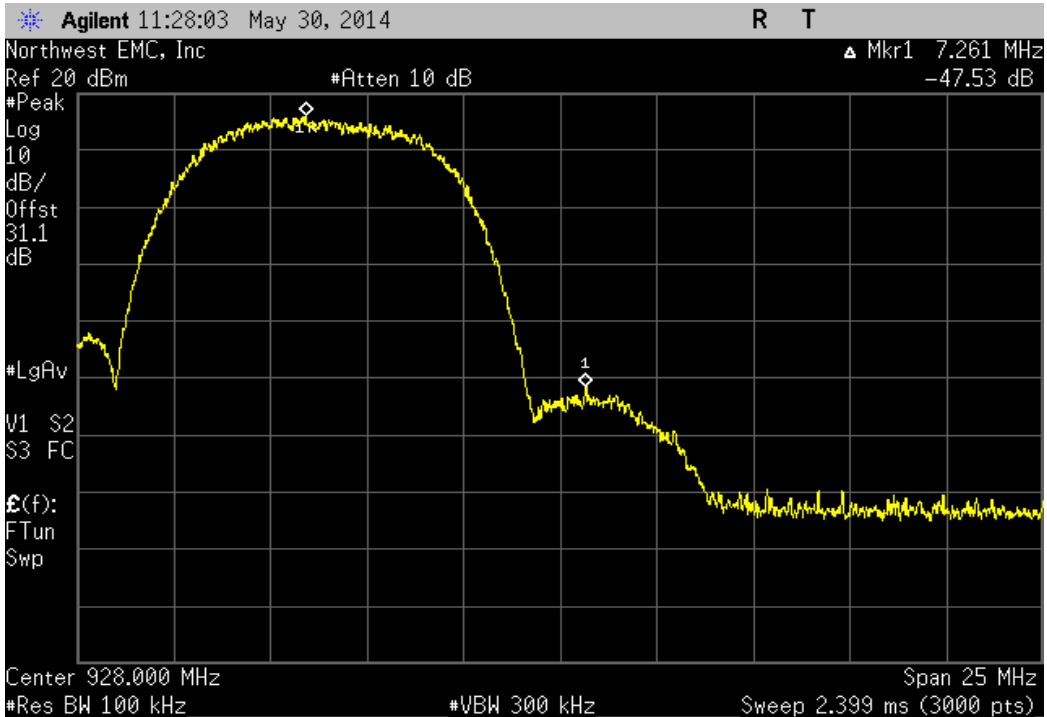
902 MHz - 928 MHz Band, 10MHz Bandwidth , Modulation Type, QPSK., Low Channel 14, 907MHz

Value	Limit	Result
-30.76 dBc	≤ -20 dBc	Pass



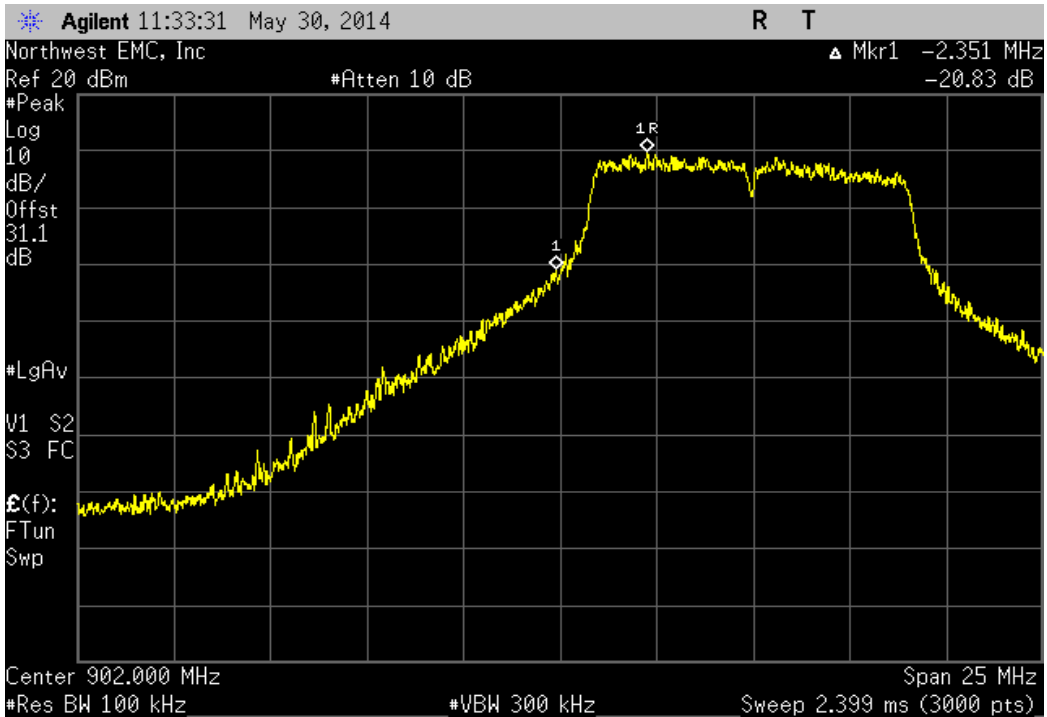
902 MHz - 928 MHz Band, 10MHz Bandwidth , Modulation Type, QPSK., High Channel 29, 922MHz

Value	Limit	Result
-47.53 dBc	≤ -20 dBc	Pass



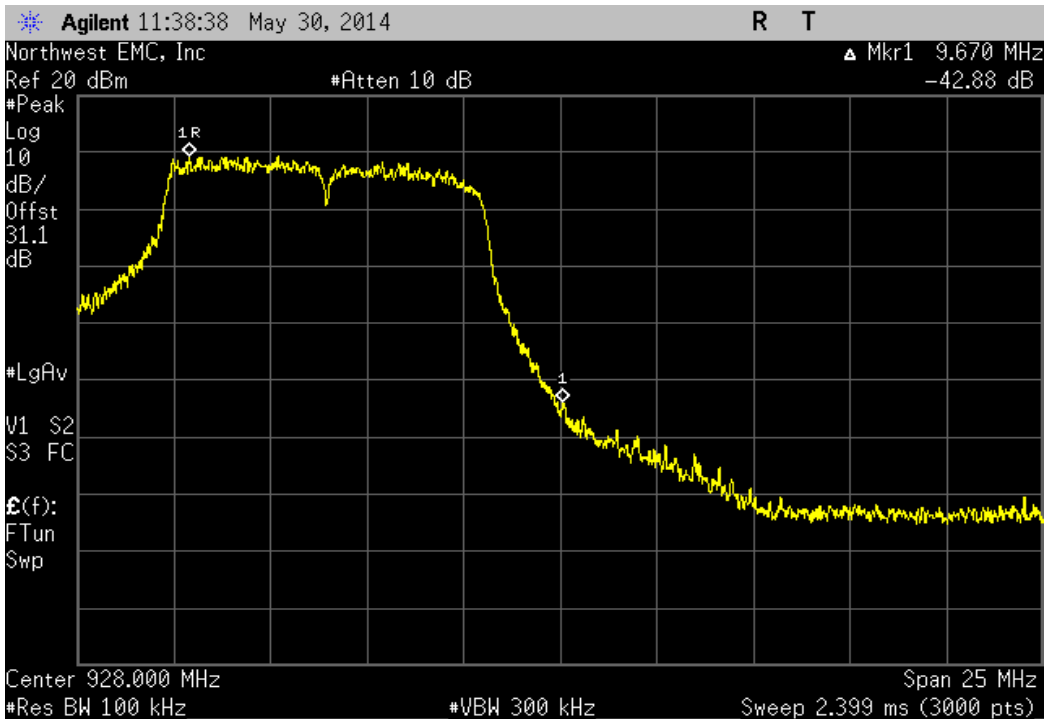
902 MHz - 928 MHz Band, 10MHz Bandwidth , Modulation Type, BPSK, Coding Rate, 1/2, Low Channel 14, 907MHz

Value	Limit	Result
-20.83 dBc	≤ -20 dBc	Pass



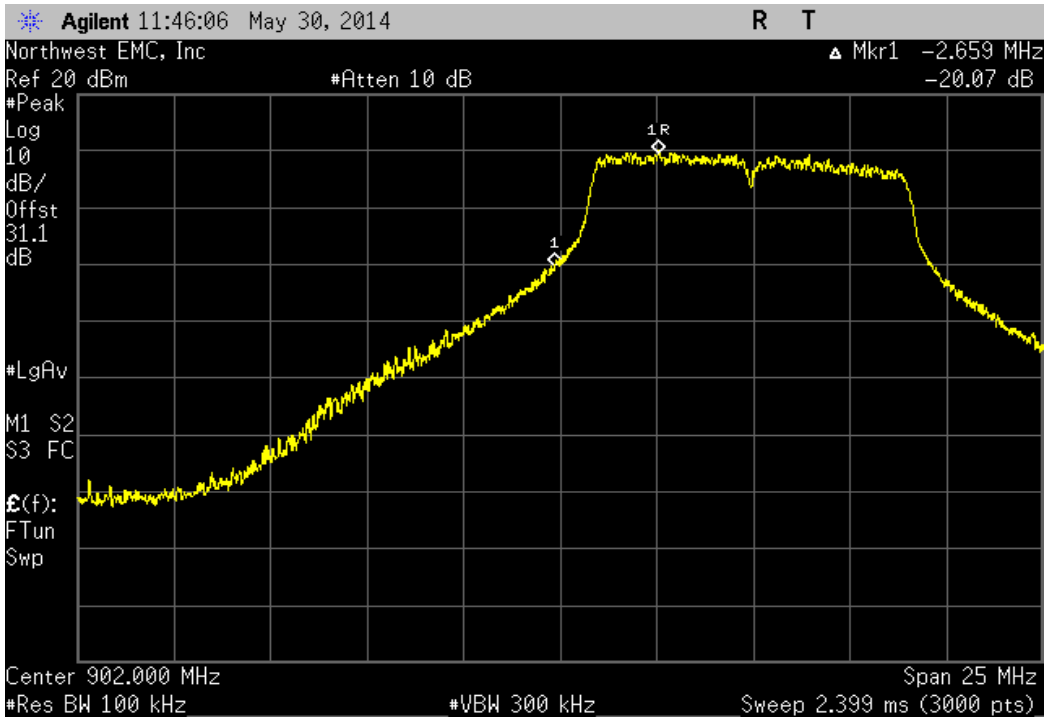
902 MHz - 928 MHz Band, 10MHz Bandwidth , Modulation Type, BPSK, Coding Rate, 1/2, High Channel 29, 922MHz

Value	Limit	Result
-42.88 dBc	≤ -20 dBc	Pass



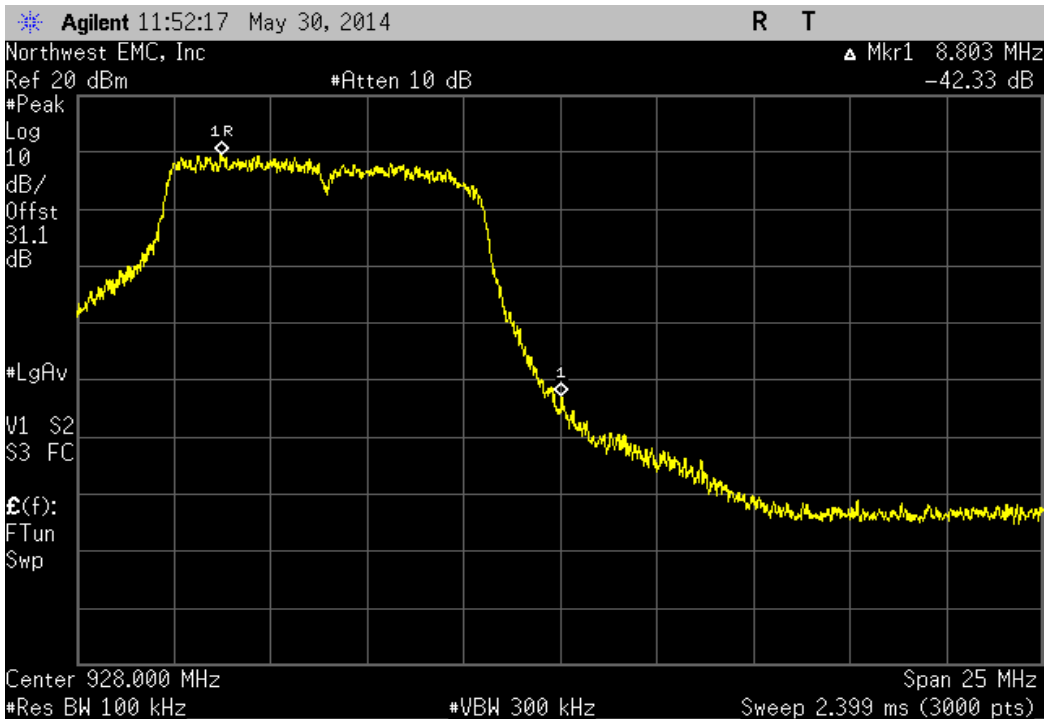
902 MHz - 928 MHz Band, 10MHz Bandwidth , Modulation Type, 16-QAM, Coding Rate, 3/4., Low Channel 14, 907MHz

Value	Limit	Result
-20.07 dBc	≤ -20 dBc	Pass



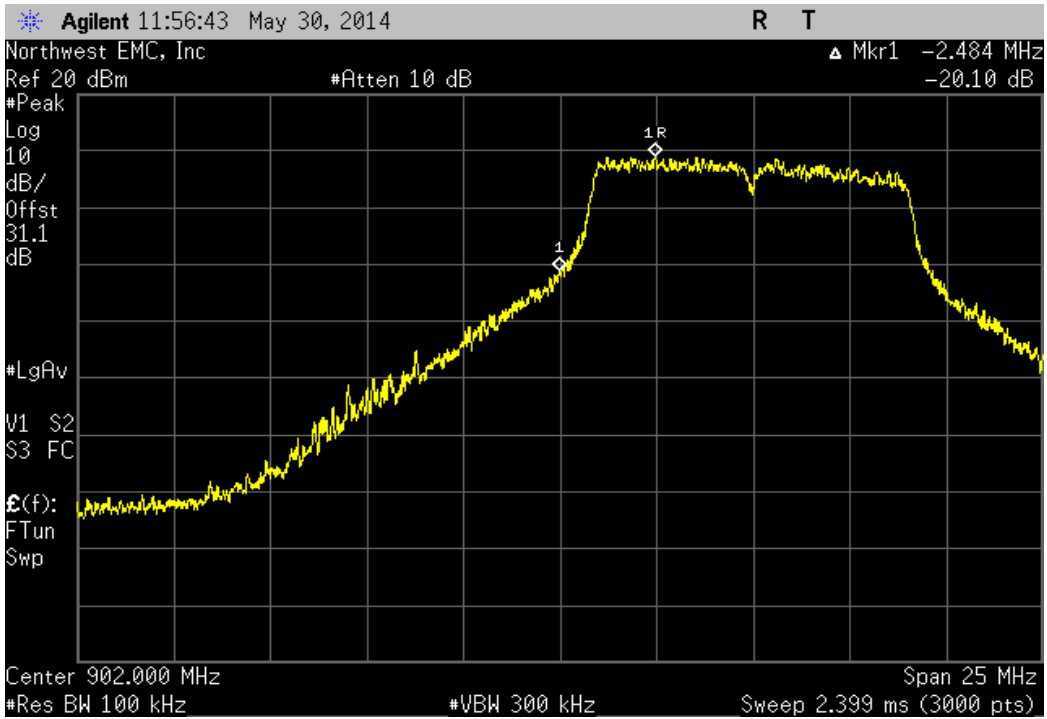
902 MHz - 928 MHz Band, 10MHz Bandwidth , Modulation Type, 16-QAM, Coding Rate, 3/4., High Channel 29, 922MHz

Value	Limit	Result
-42.33 dBc	≤ -20 dBc	Pass



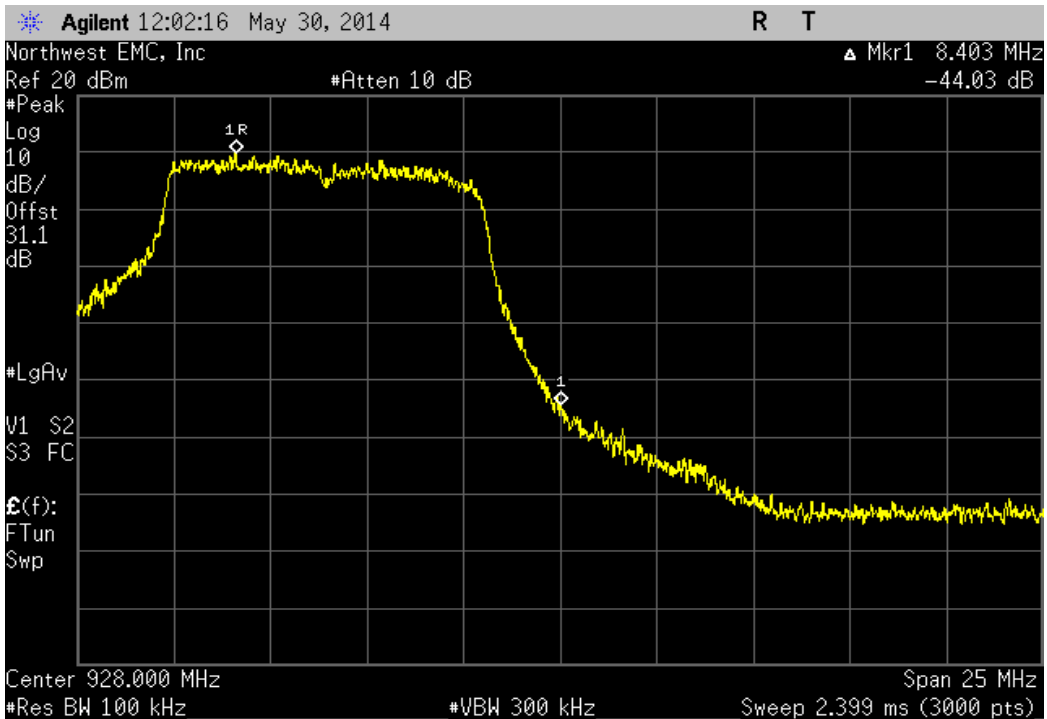
902 MHz - 928 MHz Band, 10MHz Bandwidth , Modulation Type, 64-QAM, Coding Rate, 3/4., Low Channel 14, 907MHz

Value	Limit	Result
-20.1 dBc	≤ -20 dBc	Pass



902 MHz - 928 MHz Band, 10MHz Bandwidth , Modulation Type, 64-QAM, Coding Rate, 3/4., High Channel 29, 922MHz

Value	Limit	Result
-44.03 dBc	≤ -20 dBc	Pass



SPURIOUS CONDUCTED EMISSIONS

Testing was performed using the mode(s) of operation and configuration(s) noted within the report. The individuals and/or the organization requesting the test provided the modes, configurations and settings used to complete the evaluation. The actual test parameters are specified in the test data, this includes items such as investigated frequency range (scanned) and test levels. The testing methods and performance specifications, as well as the test site used for the evaluation are indicated in the test data.

TEST EQUIPMENT

Description	Manufacturer	Model	ID	Last Cal.	Interval
40GHz DC Block	Miteq	DCB4000	AMD	4/28/2014	12
Attenuator 20 dB, SMA M/F 26GHz	S.M. Electronics	SA26B-20	AUY	7/30/2013	12
EV06 Direct Connect Cable	ESM Cable Corp.	TT	ECA	NCR	0
Attenuator 6 dB, SMA M/F 26GHz	S.M. Electronics	SA26B-6	AUX	7/30/2013	12
Power Meter	Agilent	N1913A	SQR	4/29/2013	36
Power Sensor	Agilent	E9300H	SQO	4/29/2013	36
Spectrum Analyzer	Agilent	E4446A	AAQ	1/21/2014	24
MXG MW Analog Signal Generator 40 Gig	Agilent	N5183A	TID	9/19/2011	36

TEST DESCRIPTION

The spurious RF conducted emissions were measured with the EUT set to low, medium and high transmit frequencies. The measurements were made using a direct connection between the RF output of the EUT and the spectrum analyzer. The EUT was transmitting at the data rate(s) listed in the datasheet. For each transmit frequency, the spectrum was scanned throughout the specified frequency range.



SPURIOUS CONDUCTED EMISSIONS

XMit 2014.02.07
PsaTx 2014.04.01

EUT: WavePoint - 900MHz Radio (W0900-01)	Work Order: FREW0029
Serial Number: 00301A4609FA	Date: 05/30/14
Customer: FreeWave Technologies, Inc.	Temperature: 23.3°C
Attendees: Dean Busch	Humidity: 42%
Project: None	Barometric Pres.: 1013.7
Tested by: Brandon Hobbs	Power: 110VAC/60Hz
	Job Site: EV06

TEST SPECIFICATIONS	FCC 15.247:2014	Test Method	ANSI C63.10:2009
---------------------	-----------------	-------------	------------------

COMMENTS
Please reference the power table for EUT operating power settings used while under test.

DEVIATIONS FROM TEST STANDARD
None

Configuration #	1	Signature	
-----------------	---	-----------	--

Frequency Range	Value	Limit	Result
-----------------	-------	-------	--------

902 MHz - 928 MHz Band
2.5MHz Bandwidth

Modulation Type, DBPSK.	Frequency Range	Value	Limit	Result
Low Channel 13, 905MHz	Fundamental	N/A	N/A	N/A
Low Channel 13, 905MHz	30 MHz - 12.5 GHz	-45.73 dBc	≤ -20 dBc	Pass
Low Channel 13, 905MHz	12.5 GHz - 25 GHz	-57.79 dBc	≤ -20 dBc	Pass
Mid Channel 23, 915MHz	Fundamental	N/A	N/A	N/A
Mid Channel 23, 915MHz	30 MHz - 12.5 GHz	-46.71 dBc	≤ -20 dBc	Pass
Mid Channel 23, 915MHz	12.5 GHz - 25 GHz	-58.59 dBc	≤ -20 dBc	Pass
High Channel 33, 925MHz	Fundamental	N/A	N/A	N/A
High Channel 33, 925MHz	30 MHz - 12.5 GHz	-48.83 dBc	≤ -20 dBc	Pass
High Channel 33, 925MHz	12.5 GHz - 25 GHz	-58.29 dBc	≤ -20 dBc	Pass

Modulation Type, QPSK.	Frequency Range	Value	Limit	Result
Low Channel 13, 905MHz	Fundamental	N/A	N/A	N/A
Low Channel 13, 905MHz	30 MHz - 12.5 GHz	-49.86 dBc	≤ -20 dBc	Pass
Low Channel 13, 905MHz	12.5 GHz - 25 GHz	-61.1 dBc	≤ -20 dBc	Pass
Mid Channel 23, 915MHz	Fundamental	N/A	N/A	N/A
Mid Channel 23, 915MHz	30 MHz - 12.5 GHz	-53.77 dBc	≤ -20 dBc	Pass
Mid Channel 23, 915MHz	12.5 GHz - 25 GHz	-61.39 dBc	≤ -20 dBc	Pass
High Channel 33, 925MHz	Fundamental	N/A	N/A	N/A
High Channel 33, 925MHz	30 MHz - 12.5 GHz	-54.86 dBc	≤ -20 dBc	Pass
High Channel 33, 925MHz	12.5 GHz - 25 GHz	-60.97 dBc	≤ -20 dBc	Pass

Modulation Type, BPSK, Coding Rate, 1/2	Frequency Range	Value	Limit	Result
Low Channel 13, 905MHz	Fundamental	N/A	N/A	N/A
Low Channel 13, 905MHz	30 MHz - 12.5 GHz	-49.27 dBc	≤ -20 dBc	Pass
Low Channel 13, 905MHz	12.5 GHz - 25 GHz	-54.43 dBc	≤ -20 dBc	Pass
Mid Channel 23, 915MHz	Fundamental	N/A	N/A	N/A
Mid Channel 23, 915MHz	30 MHz - 12.5 GHz	-50.3 dBc	≤ -20 dBc	Pass
Mid Channel 23, 915MHz	12.5 GHz - 25 GHz	-54.04 dBc	≤ -20 dBc	Pass
High Channel 33, 925MHz	Fundamental	N/A	N/A	N/A
High Channel 33, 925MHz	30 MHz - 12.5 GHz	-58.43 dBc	≤ -20 dBc	Pass
High Channel 33, 925MHz	12.5 GHz - 25 GHz	-54.18 dBc	≤ -20 dBc	Pass

Modulation Type, 16-QAM, Coding Rate, 3/4.	Frequency Range	Value	Limit	Result
Low Channel 13, 905MHz	Fundamental	N/A	N/A	N/A
Low Channel 13, 905MHz	30 MHz - 12.5 GHz	-54.84 dBc	≤ -20 dBc	Pass
Low Channel 13, 905MHz	12.5 GHz - 25 GHz	-53.99 dBc	≤ -20 dBc	Pass
Mid Channel 23, 915MHz	Fundamental	N/A	N/A	N/A
Mid Channel 23, 915MHz	30 MHz - 12.5 GHz	-50.15 dBc	≤ -20 dBc	Pass
Mid Channel 23, 915MHz	12.5 GHz - 25 GHz	-54.03 dBc	≤ -20 dBc	Pass
High Channel 33, 925MHz	Fundamental	N/A	N/A	N/A
High Channel 33, 925MHz	30 MHz - 12.5 GHz	-59.19 dBc	≤ -20 dBc	Pass
High Channel 33, 925MHz	12.5 GHz - 25 GHz	-54.35 dBc	≤ -20 dBc	Pass

Modulation Type, 64-QAM, Coding Rate, 3/4.	Frequency Range	Value	Limit	Result
Low Channel 13, 905MHz	Fundamental	N/A	N/A	N/A
Low Channel 13, 905MHz	30 MHz - 12.5 GHz	-46.79 dBc	≤ -20 dBc	Pass
Low Channel 13, 905MHz	12.5 GHz - 25 GHz	-53.94 dBc	≤ -20 dBc	Pass
Mid Channel 23, 915MHz	Fundamental	N/A	N/A	N/A
Mid Channel 23, 915MHz	30 MHz - 12.5 GHz	-46.39 dBc	≤ -20 dBc	Pass
Mid Channel 23, 915MHz	12.5 GHz - 25 GHz	-53.85 dBc	≤ -20 dBc	Pass
High Channel 33, 925MHz	Fundamental	N/A	N/A	N/A
High Channel 33, 925MHz	30 MHz - 12.5 GHz	-59.01 dBc	≤ -20 dBc	Pass
High Channel 33, 925MHz	12.5 GHz - 25 GHz	-55.31 dBc	≤ -20 dBc	Pass

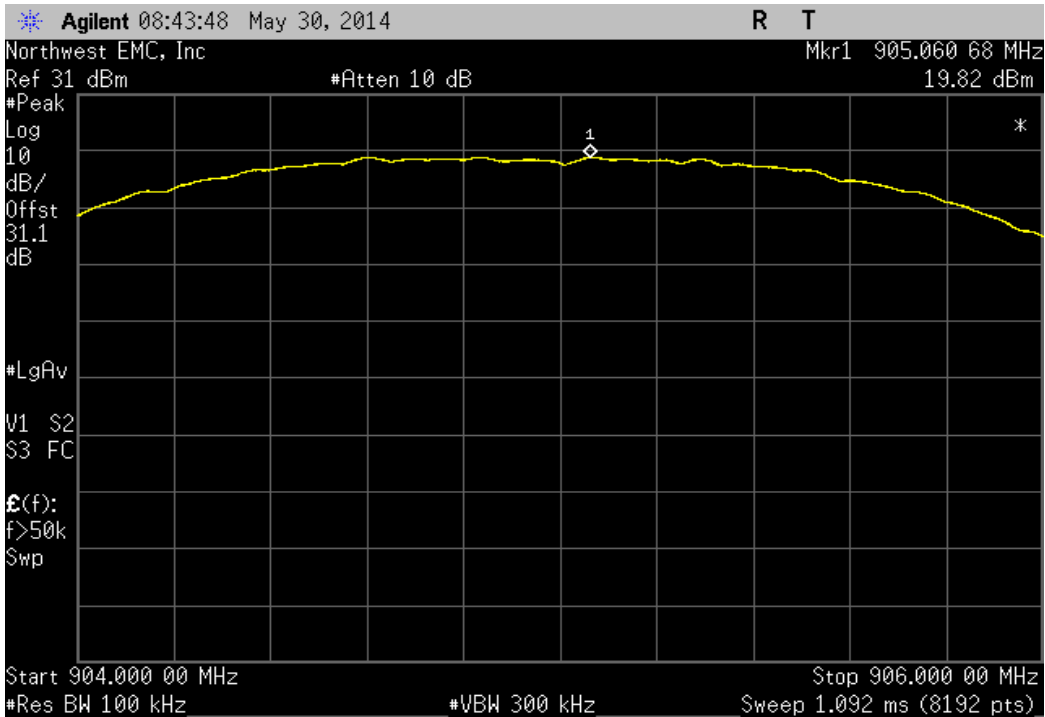
5MHz Bandwidth

Modulation Type, DBPSK.	Frequency Range	Value	Limit	Result
Low Channel 11, 905MHz	Fundamental	N/A	N/A	N/A
Low Channel 11, 905MHz	30 MHz - 12.5 GHz	-46.34 dBc	≤ -20 dBc	Pass
Low Channel 11, 905MHz	12.5 GHz - 25 GHz	-53.63 dBc	≤ -20 dBc	Pass
Mid Channel 21, 915MHz	Fundamental	N/A	N/A	N/A
Mid Channel 21, 915MHz	30 MHz - 12.5 GHz	-47.86 dBc	≤ -20 dBc	Pass
Mid Channel 21, 915MHz	12.5 GHz - 25 GHz	-51.46 dBc	≤ -20 dBc	Pass
High Channel 31, 925MHz	Fundamental	N/A	N/A	N/A
High Channel 31, 925MHz	30 MHz - 12.5 GHz	-47.92 dBc	≤ -20 dBc	Pass
High Channel 31, 925MHz	12.5 GHz - 25 GHz	-57.23 dBc	≤ -20 dBc	Pass

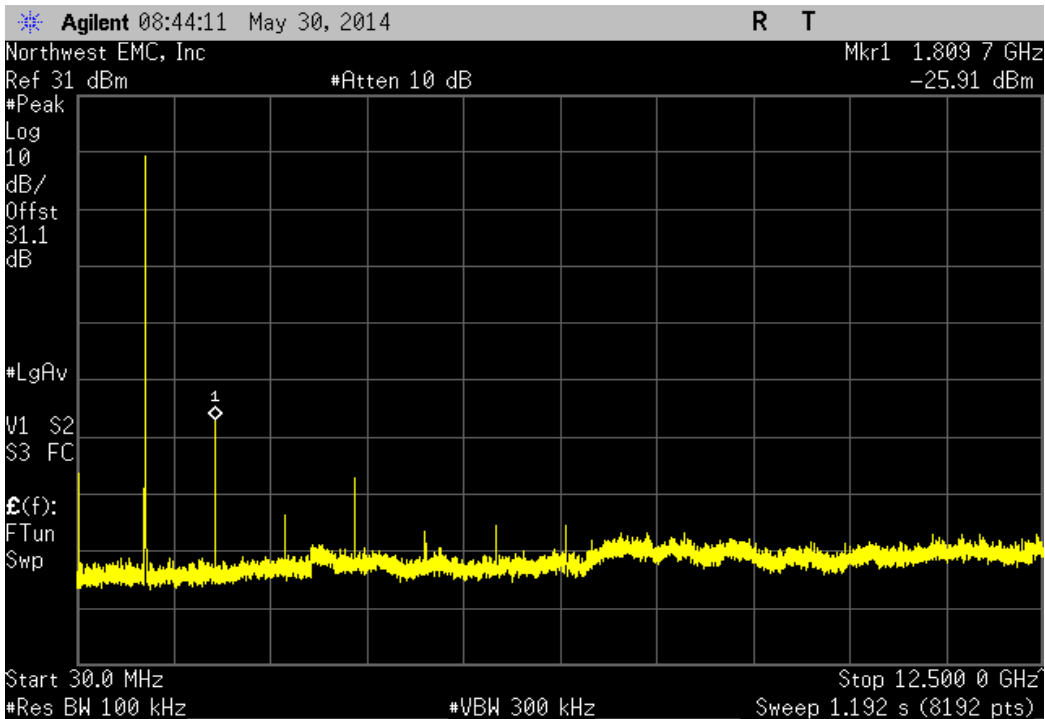
Modulation Type, QPSK.	Frequency Range	Value	Limit	Result
Low Channel 11, 905MHz	Fundamental	N/A	N/A	N/A
Low Channel 11, 905MHz	30 MHz - 12.5 GHz	-51.92 dBc	≤ -20 dBc	Pass
Low Channel 11, 905MHz	12.5 GHz - 25 GHz	-56.26 dBc	≤ -20 dBc	Pass
Mid Channel 21, 915MHz	Fundamental	N/A	N/A	N/A
Mid Channel 21, 915MHz	30 MHz - 12.5 GHz	-48.33 dBc	≤ -20 dBc	Pass
Mid Channel 21, 915MHz	12.5 GHz - 25 GHz	-55.25 dBc	≤ -20 dBc	Pass
High Channel 31, 925MHz	Fundamental	N/A	N/A	N/A
High Channel 31, 925MHz	30 MHz - 12.5 GHz	-51.85 dBc	≤ -20 dBc	Pass
High Channel 31, 925MHz	12.5 GHz - 25 GHz	-59.31 dBc	≤ -20 dBc	Pass

Modulation Type, BPSK, Coding Rate, 1/2					
Low Channel 11, 905MHz	Fundamental	N/A	N/A	N/A	
Low Channel 11, 905MHz	30 MHz - 12.5 GHz	-47.78 dBc	≤ -20 dBc	Pass	
Low Channel 11, 905MHz	12.5 GHz - 25 GHz	-51.12 dBc	≤ -20 dBc	Pass	
Mid Channel 21, 915MHz	Fundamental	N/A	N/A	N/A	
Mid Channel 21, 915MHz	30 MHz - 12.5 GHz	-42.35 dBc	≤ -20 dBc	Pass	
Mid Channel 21, 915MHz	12.5 GHz - 25 GHz	-49.86 dBc	≤ -20 dBc	Pass	
High Channel 31, 925MHz	Fundamental	N/A	N/A	N/A	
High Channel 31, 925MHz	30 MHz - 12.5 GHz	-44.92 dBc	≤ -20 dBc	Pass	
High Channel 31, 925MHz	12.5 GHz - 25 GHz	-51.69 dBc	≤ -20 dBc	Pass	
Modulation Type, 16-QAM, Coding Rate, 3/4.					
Low Channel 11, 905MHz	Fundamental	N/A	N/A	N/A	
Low Channel 11, 905MHz	30 MHz - 12.5 GHz	-42.99 dBc	≤ -20 dBc	Pass	
Low Channel 11, 905MHz	12.5 GHz - 25 GHz	-50.29 dBc	≤ -20 dBc	Pass	
Mid Channel 21, 915MHz	Fundamental	N/A	N/A	N/A	
Mid Channel 21, 915MHz	30 MHz - 12.5 GHz	-43.07 dBc	≤ -20 dBc	Pass	
Mid Channel 21, 915MHz	12.5 GHz - 25 GHz	-49.64 dBc	≤ -20 dBc	Pass	
High Channel 31, 925MHz	Fundamental	N/A	N/A	N/A	
High Channel 31, 925MHz	30 MHz - 12.5 GHz	-49.43 dBc	≤ -20 dBc	Pass	
High Channel 31, 925MHz	12.5 GHz - 25 GHz	-51.32 dBc	≤ -20 dBc	Pass	
Modulation Type, 64-QAM, Coding Rate, 3/4.					
Low Channel 11, 905MHz	Fundamental	N/A	N/A	N/A	
Low Channel 11, 905MHz	30 MHz - 12.5 GHz	-44.82 dBc	≤ -20 dBc	Pass	
Low Channel 11, 905MHz	12.5 GHz - 25 GHz	-51.29 dBc	≤ -20 dBc	Pass	
Mid Channel 21, 915MHz	Fundamental	N/A	N/A	N/A	
Mid Channel 21, 915MHz	30 MHz - 12.5 GHz	-49.96 dBc	≤ -20 dBc	Pass	
Mid Channel 21, 915MHz	12.5 GHz - 25 GHz	-50.52 dBc	≤ -20 dBc	Pass	
High Channel 31, 925MHz	Fundamental	N/A	N/A	N/A	
High Channel 31, 925MHz	30 MHz - 12.5 GHz	-44.57 dBc	≤ -20 dBc	Pass	
High Channel 31, 925MHz	12.5 GHz - 25 GHz	-51.85 dBc	≤ -20 dBc	Pass	
10MHz Bandwidth					
Modulation Type, DBPSK.					
Low Channel 14, 907MHz	Fundamental	N/A	N/A	N/A	
Low Channel 14, 907MHz	30 MHz - 12.5 GHz	-46.72 dBc	≤ -20 dBc	Pass	
Low Channel 14, 907MHz	12.5 GHz - 25 GHz	-53.72 dBc	≤ -20 dBc	Pass	
Mid Channel 24, 917MHz	Fundamental	N/A	N/A	N/A	
Mid Channel 24, 917MHz	30 MHz - 12.5 GHz	-46.37 dBc	≤ -20 dBc	Pass	
Mid Channel 24, 917MHz	12.5 GHz - 25 GHz	-52.67 dBc	≤ -20 dBc	Pass	
High Channel 29, 922MHz	Fundamental	N/A	N/A	N/A	
High Channel 29, 922MHz	30 MHz - 12.5 GHz	-48.67 dBc	≤ -20 dBc	Pass	
High Channel 29, 922MHz	12.5 GHz - 25 GHz	-52.83 dBc	≤ -20 dBc	Pass	
Modulation Type, QPSK.					
Low Channel 14, 907MHz	Fundamental	N/A	N/A	N/A	
Low Channel 14, 907MHz	30 MHz - 12.5 GHz	-48.1 dBc	≤ -20 dBc	Pass	
Low Channel 14, 907MHz	12.5 GHz - 25 GHz	-54.85 dBc	≤ -20 dBc	Pass	
Mid Channel 24, 917MHz	Fundamental	N/A	N/A	N/A	
Mid Channel 24, 917MHz	30 MHz - 12.5 GHz	-47.31 dBc	≤ -20 dBc	Pass	
Mid Channel 24, 917MHz	12.5 GHz - 25 GHz	-54.7 dBc	≤ -20 dBc	Pass	
High Channel 29, 922MHz	Fundamental	N/A	N/A	N/A	
High Channel 29, 922MHz	30 MHz - 12.5 GHz	-47.54 dBc	≤ -20 dBc	Pass	
High Channel 29, 922MHz	12.5 GHz - 25 GHz	-53.91 dBc	≤ -20 dBc	Pass	
Modulation Type, BPSK, Coding Rate, 1/2					
Low Channel 14, 907MHz	Fundamental	N/A	N/A	N/A	
Low Channel 14, 907MHz	30 MHz - 12.5 GHz	-40.67 dBc	≤ -20 dBc	Pass	
Low Channel 14, 907MHz	12.5 GHz - 25 GHz	-46.63 dBc	≤ -20 dBc	Pass	
Mid Channel 24, 917MHz	Fundamental	N/A	N/A	N/A	
Mid Channel 24, 917MHz	30 MHz - 12.5 GHz	-40.43 dBc	≤ -20 dBc	Pass	
Mid Channel 24, 917MHz	12.5 GHz - 25 GHz	-47.32 dBc	≤ -20 dBc	Pass	
High Channel 29, 922MHz	Fundamental	N/A	N/A	N/A	
High Channel 29, 922MHz	30 MHz - 12.5 GHz	-41.65 dBc	≤ -20 dBc	Pass	
High Channel 29, 922MHz	12.5 GHz - 25 GHz	-48.42 dBc	≤ -20 dBc	Pass	
Modulation Type, 16-QAM, Coding Rate, 3/4.					
Low Channel 14, 907MHz	Fundamental	N/A	N/A	N/A	
Low Channel 14, 907MHz	30 MHz - 12.5 GHz	-42.9 dBc	≤ -20 dBc	Pass	
Low Channel 14, 907MHz	12.5 GHz - 25 GHz	-47.92 dBc	≤ -20 dBc	Pass	
Mid Channel 24, 917MHz	Fundamental	N/A	N/A	N/A	
Mid Channel 24, 917MHz	30 MHz - 12.5 GHz	-40.44 dBc	≤ -20 dBc	Pass	
Mid Channel 24, 917MHz	12.5 GHz - 25 GHz	-46.89 dBc	≤ -20 dBc	Pass	
High Channel 29, 922MHz	Fundamental	N/A	N/A	N/A	
High Channel 29, 922MHz	30 MHz - 12.5 GHz	-43.82 dBc	≤ -20 dBc	Pass	
High Channel 29, 922MHz	12.5 GHz - 25 GHz	-48.23 dBc	≤ -20 dBc	Pass	
Modulation Type, 64-QAM, Coding Rate, 3/4.					
Low Channel 14, 907MHz	Fundamental	N/A	N/A	N/A	
Low Channel 14, 907MHz	30 MHz - 12.5 GHz	-41.76 dBc	≤ -20 dBc	Pass	
Low Channel 14, 907MHz	12.5 GHz - 25 GHz	-47.28 dBc	≤ -20 dBc	Pass	
Mid Channel 24, 917MHz	Fundamental	N/A	N/A	N/A	
Mid Channel 24, 917MHz	30 MHz - 12.5 GHz	-39.96 dBc	≤ -20 dBc	Pass	
Mid Channel 24, 917MHz	12.5 GHz - 25 GHz	-46.42 dBc	≤ -20 dBc	Pass	
High Channel 29, 922MHz	Fundamental	N/A	N/A	N/A	
High Channel 29, 922MHz	30 MHz - 12.5 GHz	-40.95 dBc	≤ -20 dBc	Pass	
High Channel 29, 922MHz	12.5 GHz - 25 GHz	-48.44 dBc	≤ -20 dBc	Pass	

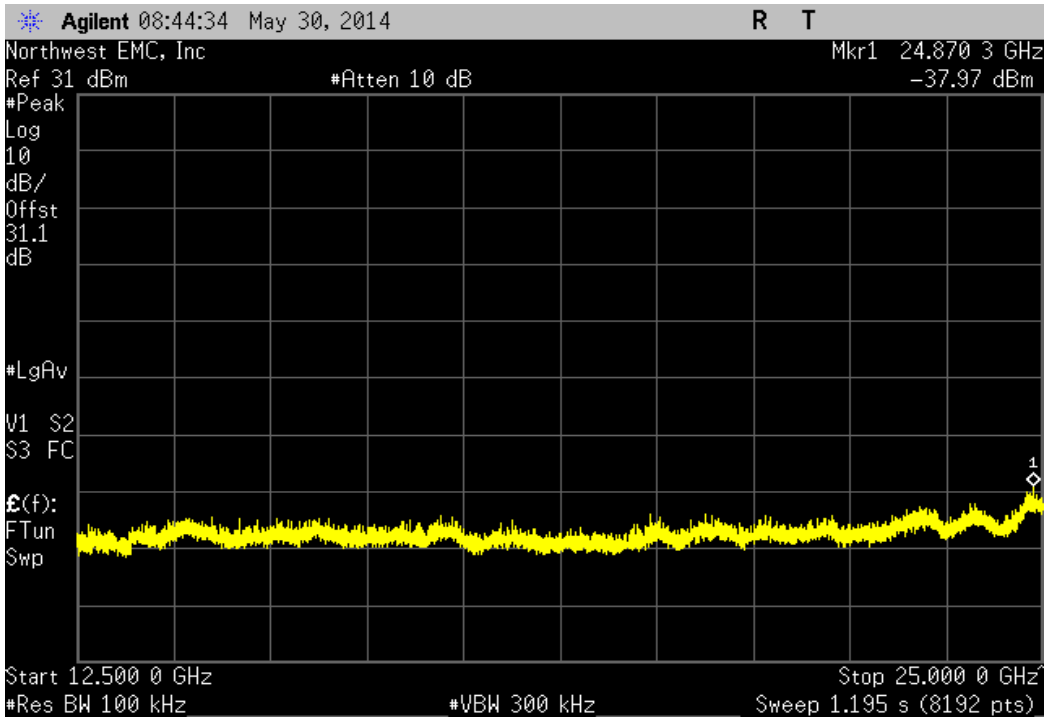
902 MHz - 928 MHz Band, 2.5MHz Bandwidth , Modulation Type, DBPSK., Low Channel 13, 905MHz				
Frequency Range		Value	Limit	Result
Fundamental		N/A	N/A	N/A



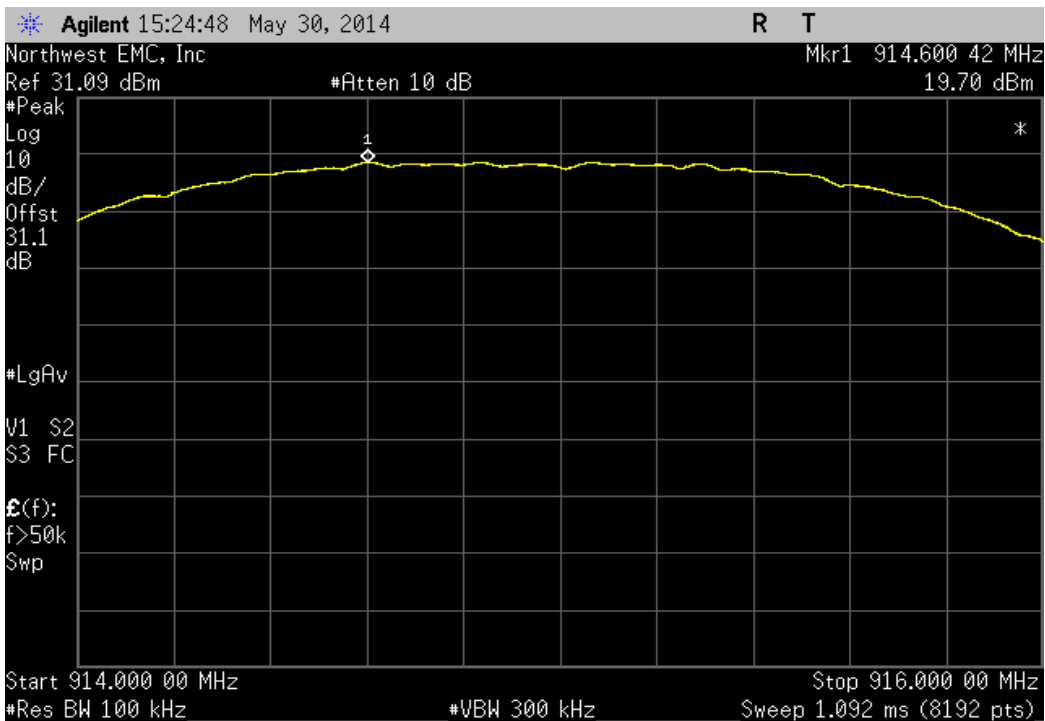
902 MHz - 928 MHz Band, 2.5MHz Bandwidth , Modulation Type, DBPSK., Low Channel 13, 905MHz				
Frequency Range		Value	Limit	Result
30 MHz - 12.5 GHz		-45.73 dBc	≤ -20 dBc	Pass



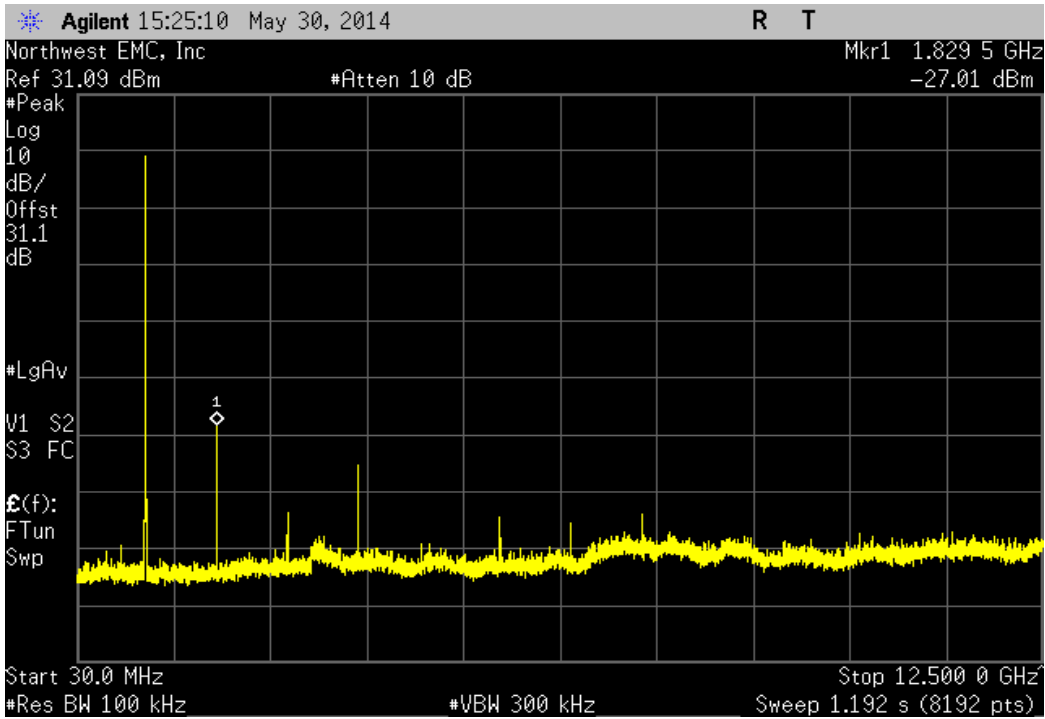
902 MHz - 928 MHz Band, 2.5MHz Bandwidth , Modulation Type, DBPSK., Low Channel 13, 905MHz			
Frequency Range	Value	Limit	Result
12.5 GHz - 25 GHz	-57.79 dBc	≤ -20 dBc	Pass



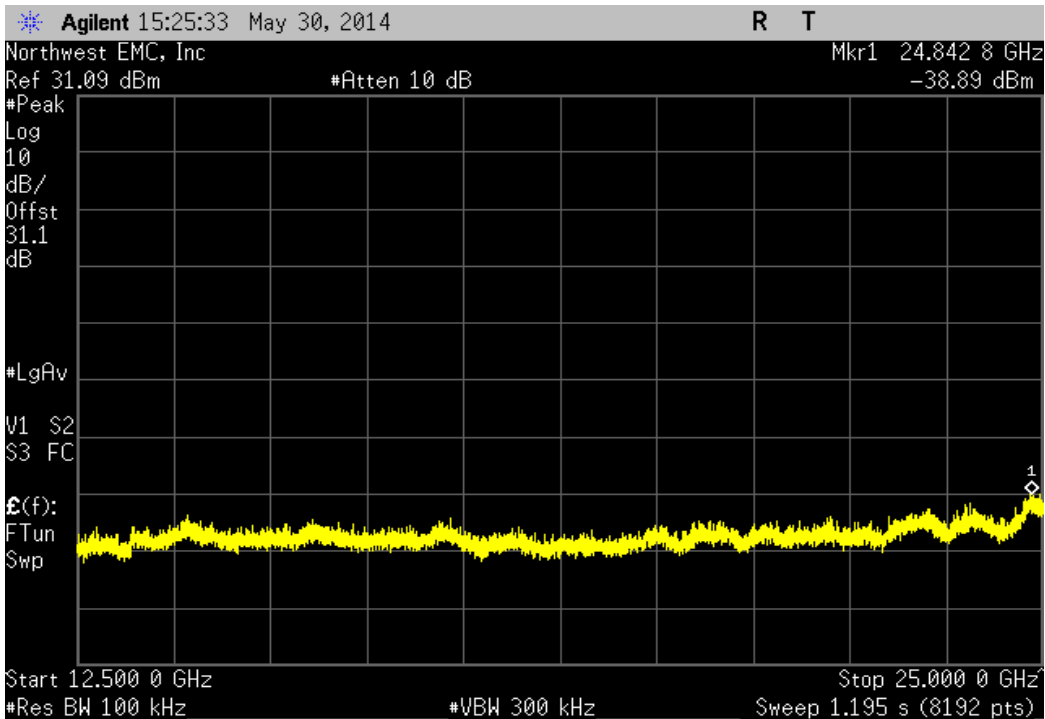
902 MHz - 928 MHz Band, 2.5MHz Bandwidth , Modulation Type, DBPSK., Mid Channel 23, 915MHz			
Frequency Range	Value	Limit	Result
Fundamental	N/A	N/A	N/A



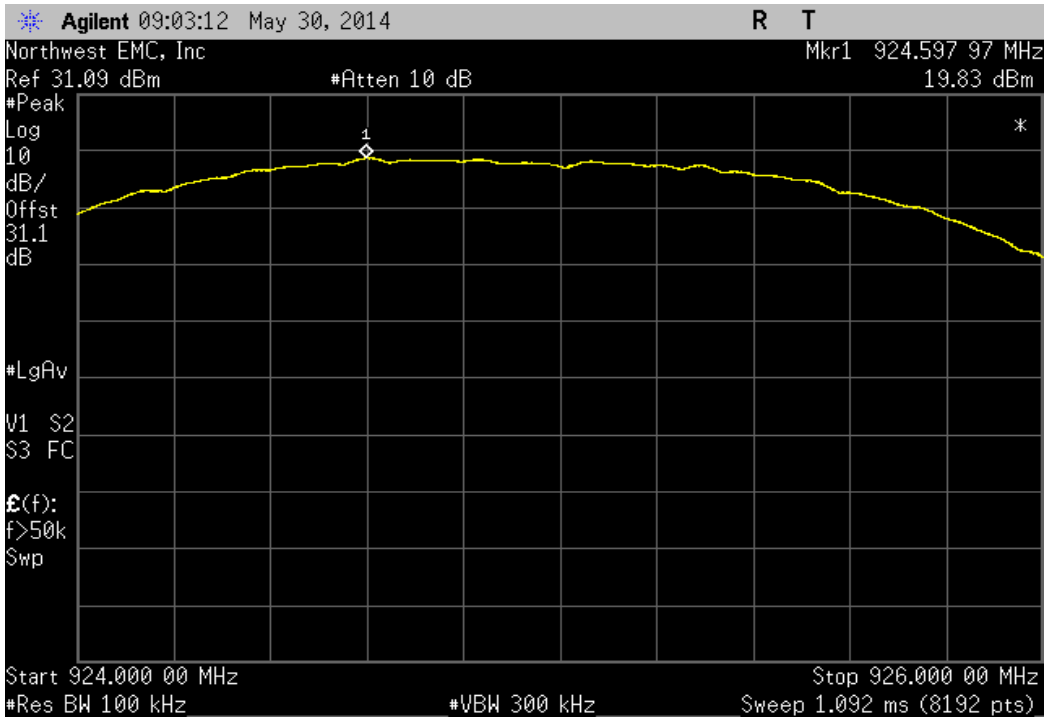
902 MHz - 928 MHz Band, 2.5MHz Bandwidth , Modulation Type, DBPSK., Mid Channel 23, 915MHz			
Frequency Range	Value	Limit	Result
30 MHz - 12.5 GHz	-46.71 dBc	≤ -20 dBc	Pass



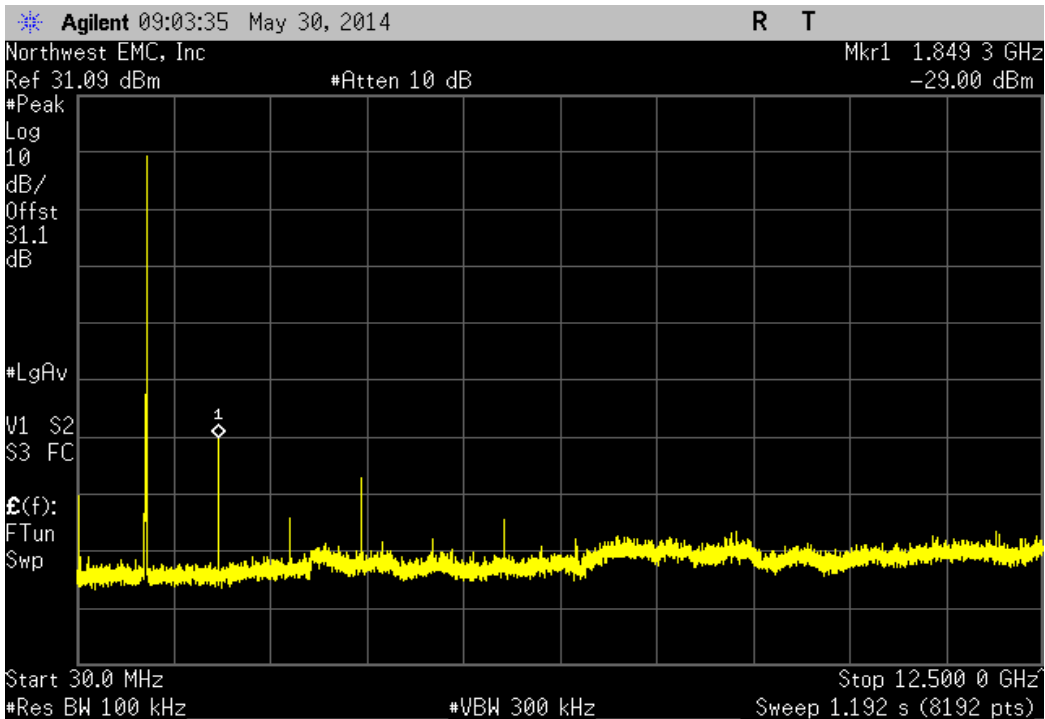
902 MHz - 928 MHz Band, 2.5MHz Bandwidth , Modulation Type, DBPSK., Mid Channel 23, 915MHz			
Frequency Range	Value	Limit	Result
12.5 GHz - 25 GHz	-58.59 dBc	≤ -20 dBc	Pass



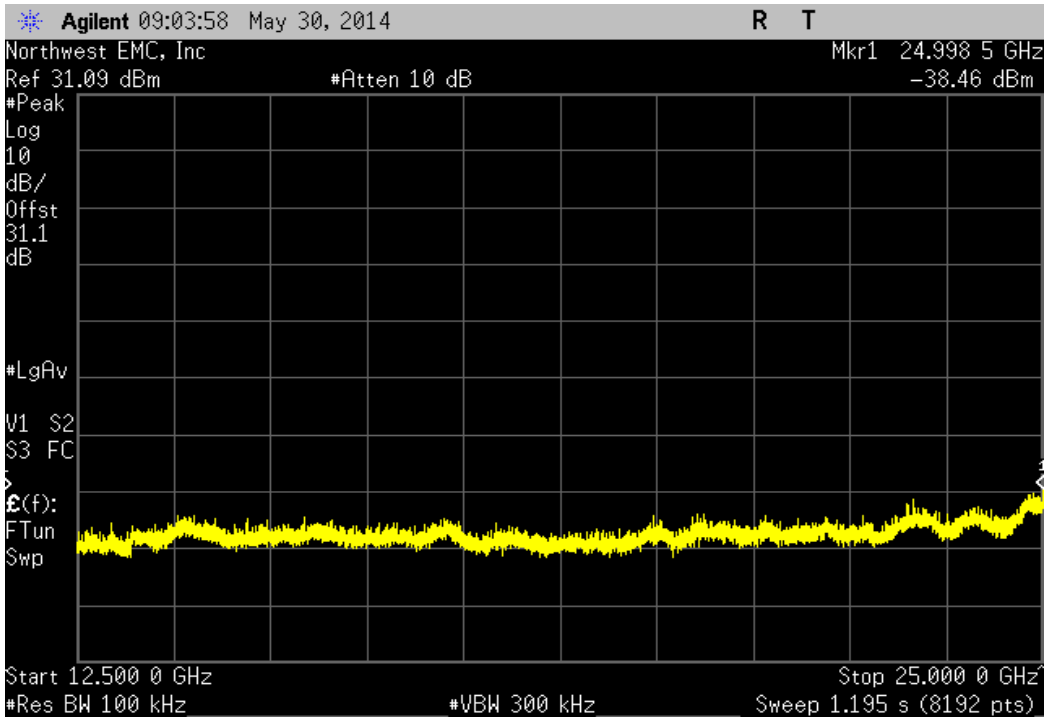
902 MHz - 928 MHz Band, 2.5MHz Bandwidth , Modulation Type, DBPSK., High Channel 33, 925MHz				
Frequency Range		Value	Limit	Result
Fundamental		N/A	N/A	N/A



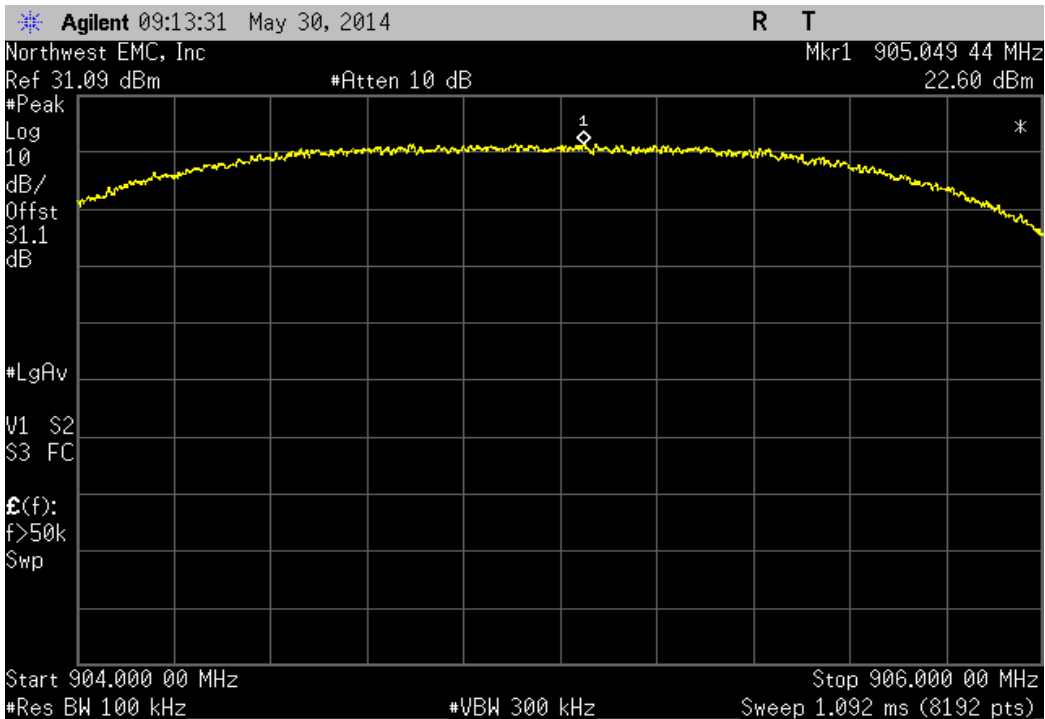
902 MHz - 928 MHz Band, 2.5MHz Bandwidth , Modulation Type, DBPSK., High Channel 33, 925MHz				
Frequency Range		Value	Limit	Result
30 MHz - 12.5 GHz		-48.83 dBc	≤ -20 dBc	Pass



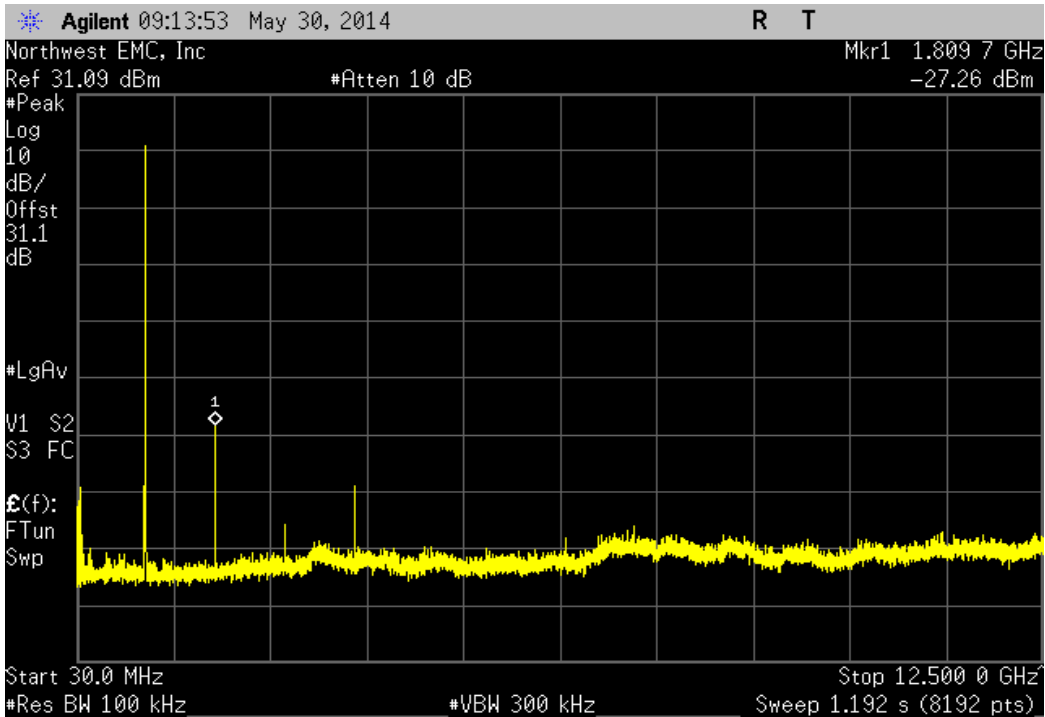
902 MHz - 928 MHz Band, 2.5MHz Bandwidth , Modulation Type, DBPSK., High Channel 33, 925MHz			
Frequency Range	Value	Limit	Result
12.5 GHz - 25 GHz	-58.29 dBc	≤ -20 dBc	Pass



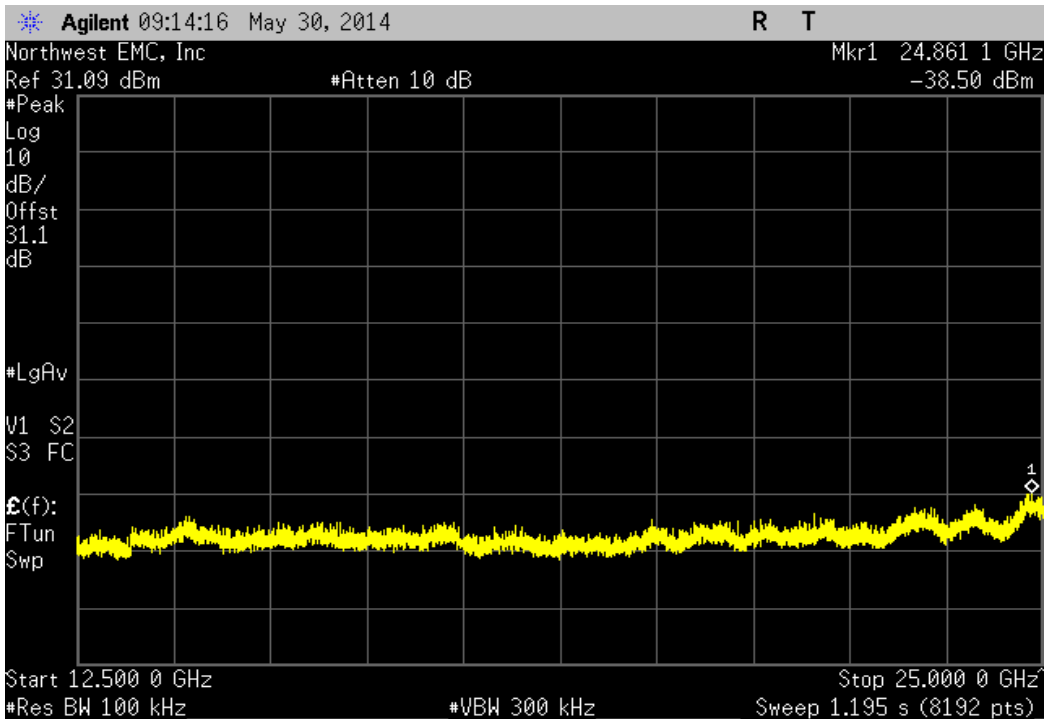
902 MHz - 928 MHz Band, 2.5MHz Bandwidth , Modulation Type, QPSK., Low Channel 13, 905MHz			
Frequency Range	Value	Limit	Result
Fundamental	N/A	N/A	N/A



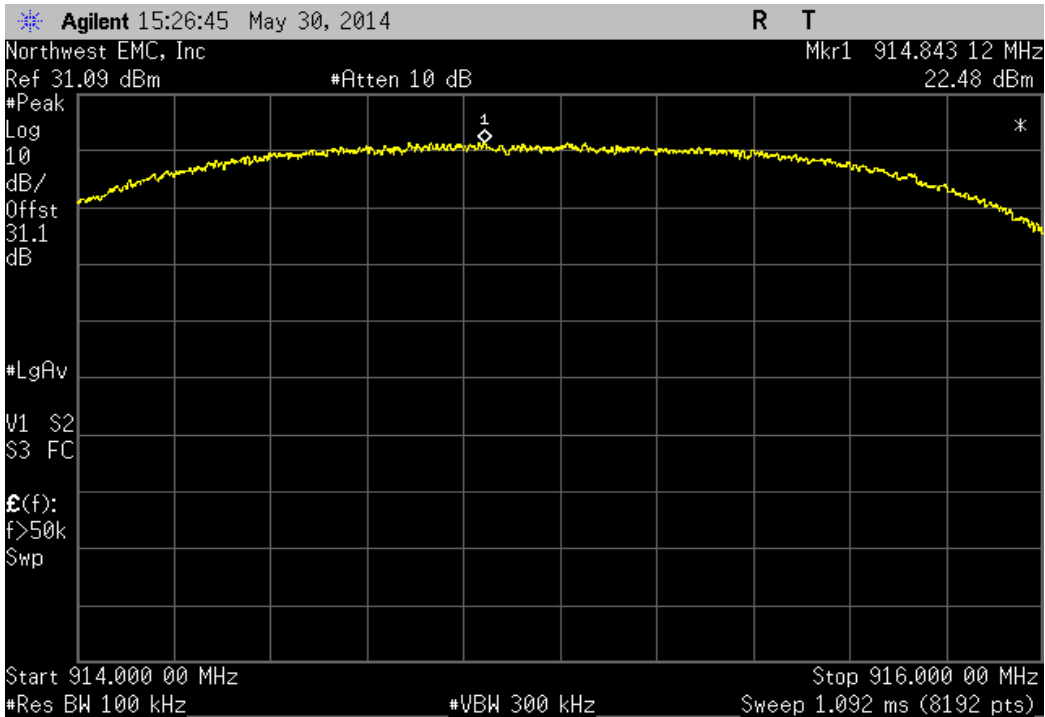
902 MHz - 928 MHz Band, 2.5MHz Bandwidth , Modulation Type, QPSK., Low Channel 13, 905MHz			
Frequency Range	Value	Limit	Result
30 MHz - 12.5 GHz	-49.86 dBc	≤ -20 dBc	Pass



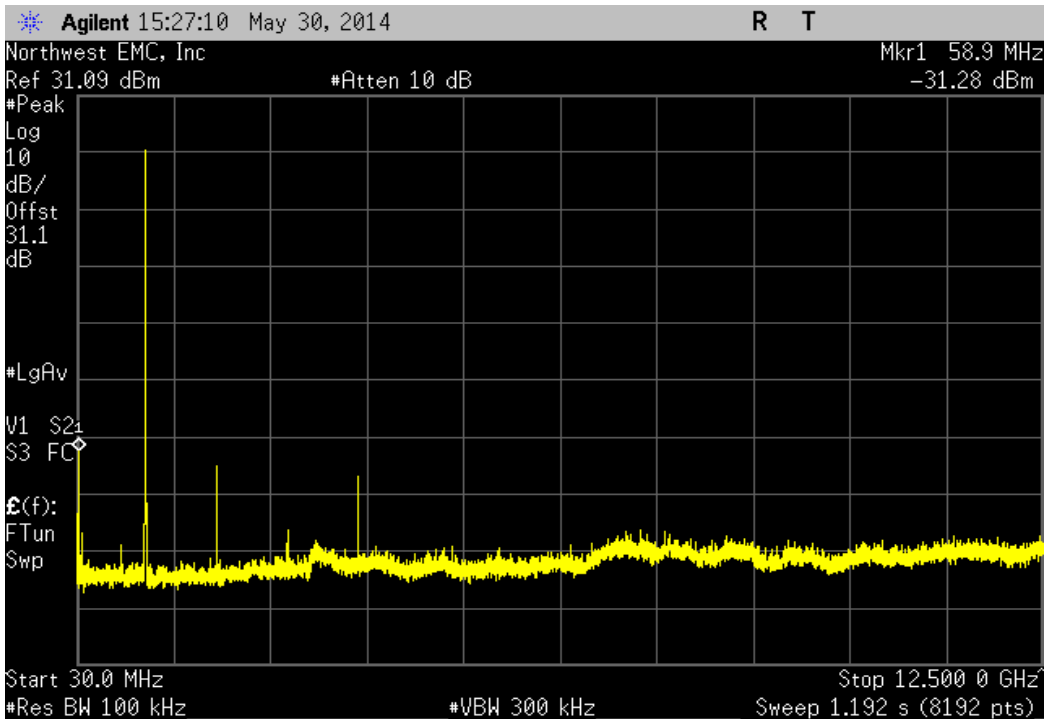
902 MHz - 928 MHz Band, 2.5MHz Bandwidth , Modulation Type, QPSK., Low Channel 13, 905MHz			
Frequency Range	Value	Limit	Result
12.5 GHz - 25 GHz	-61.1 dBc	≤ -20 dBc	Pass



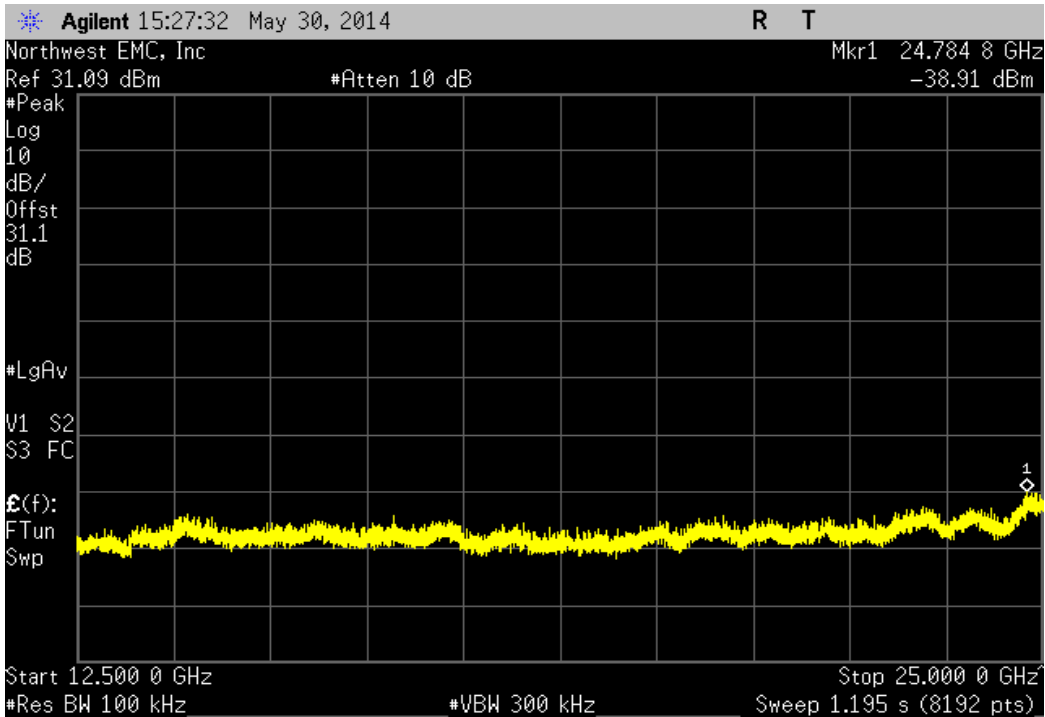
902 MHz - 928 MHz Band, 2.5MHz Bandwidth, Modulation Type, QPSK., Mid Channel 23, 915MHz				
Frequency Range		Value	Limit	Result
Fundamental		N/A	N/A	N/A



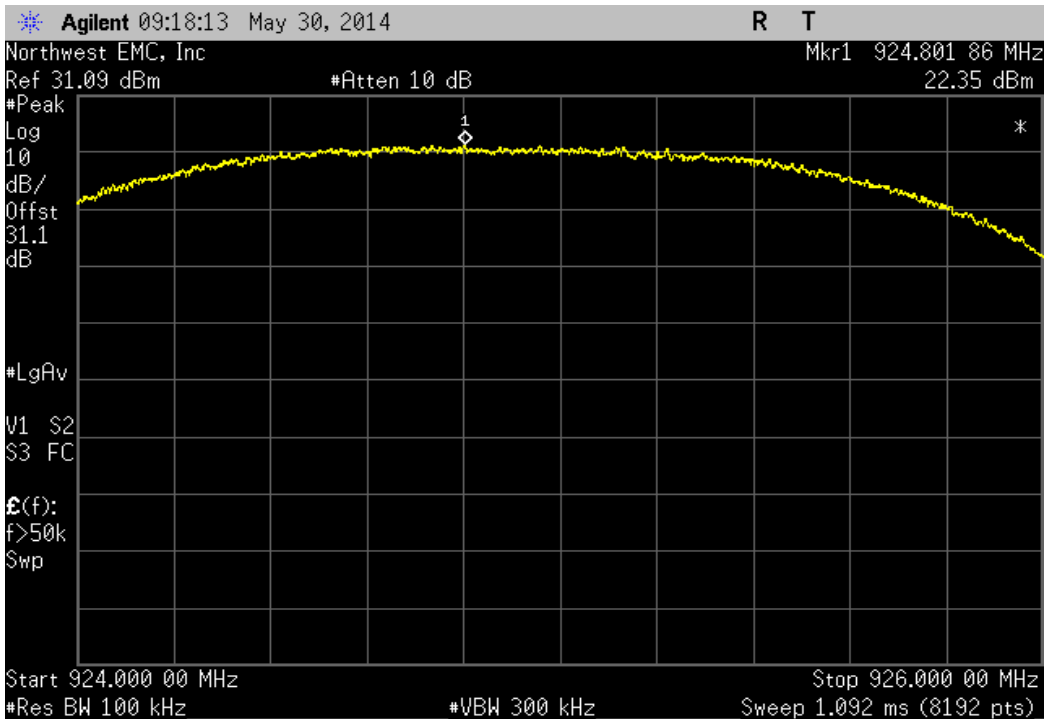
902 MHz - 928 MHz Band, 2.5MHz Bandwidth, Modulation Type, QPSK., Mid Channel 23, 915MHz				
Frequency Range		Value	Limit	Result
30 MHz - 12.5 GHz		-53.77 dBc	≤ -20 dBc	Pass



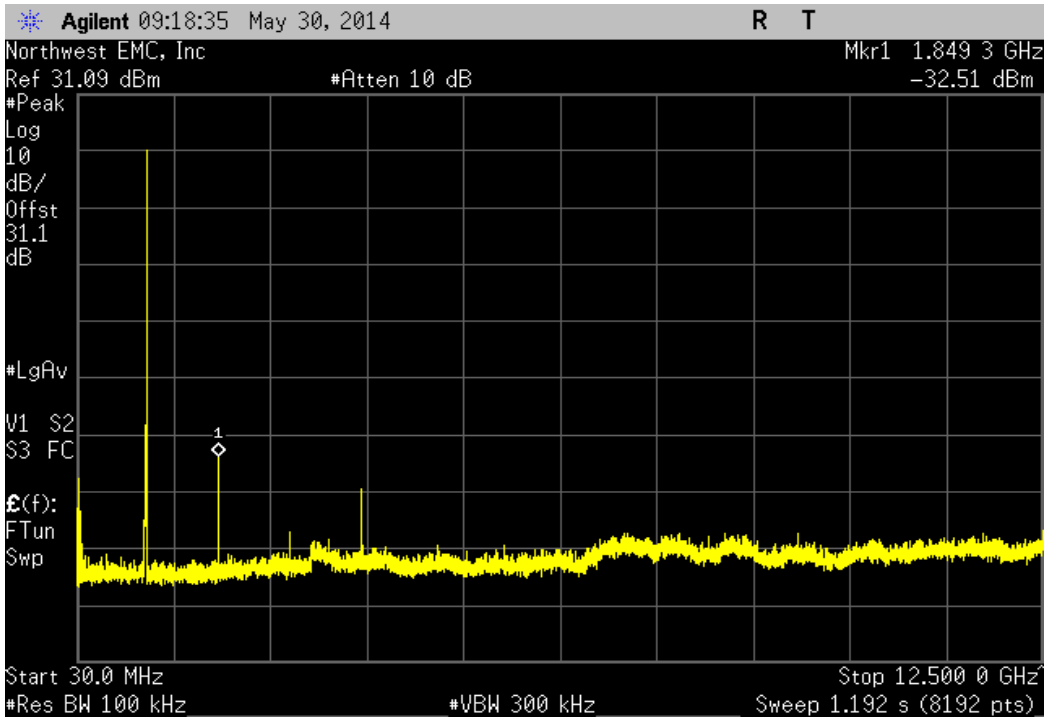
902 MHz - 928 MHz Band, 2.5MHz Bandwidth , Modulation Type, QPSK., Mid Channel 23, 915MHz			
Frequency Range	Value	Limit	Result
12.5 GHz - 25 GHz	-61.39 dBc	≤ -20 dBc	Pass



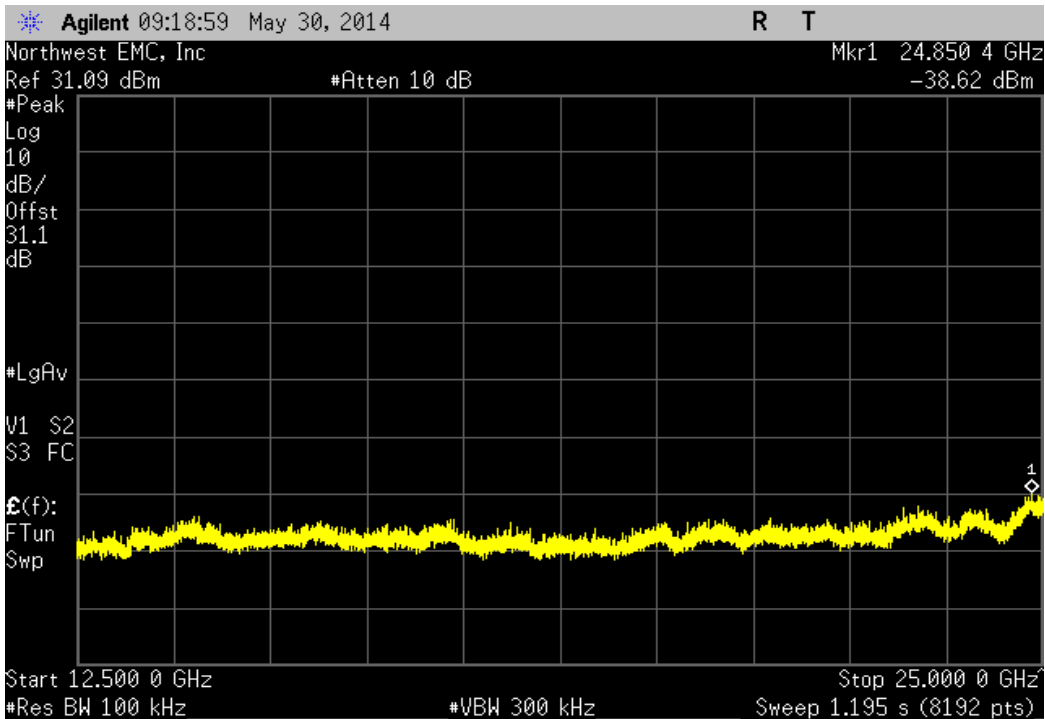
902 MHz - 928 MHz Band, 2.5MHz Bandwidth , Modulation Type, QPSK., High Channel 33, 925MHz			
Frequency Range	Value	Limit	Result
Fundamental	N/A	N/A	N/A



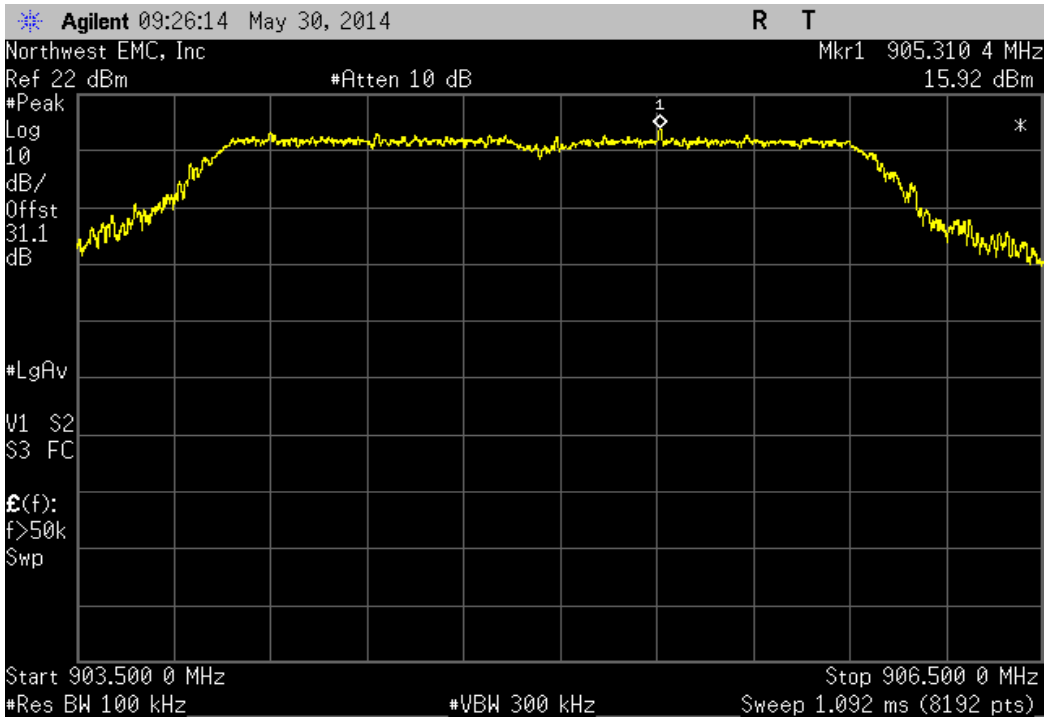
902 MHz - 928 MHz Band, 2.5MHz Bandwidth , Modulation Type, QPSK., High Channel 33, 925MHz			
Frequency Range	Value	Limit	Result
30 MHz - 12.5 GHz	-54.86 dBc	≤ -20 dBc	Pass



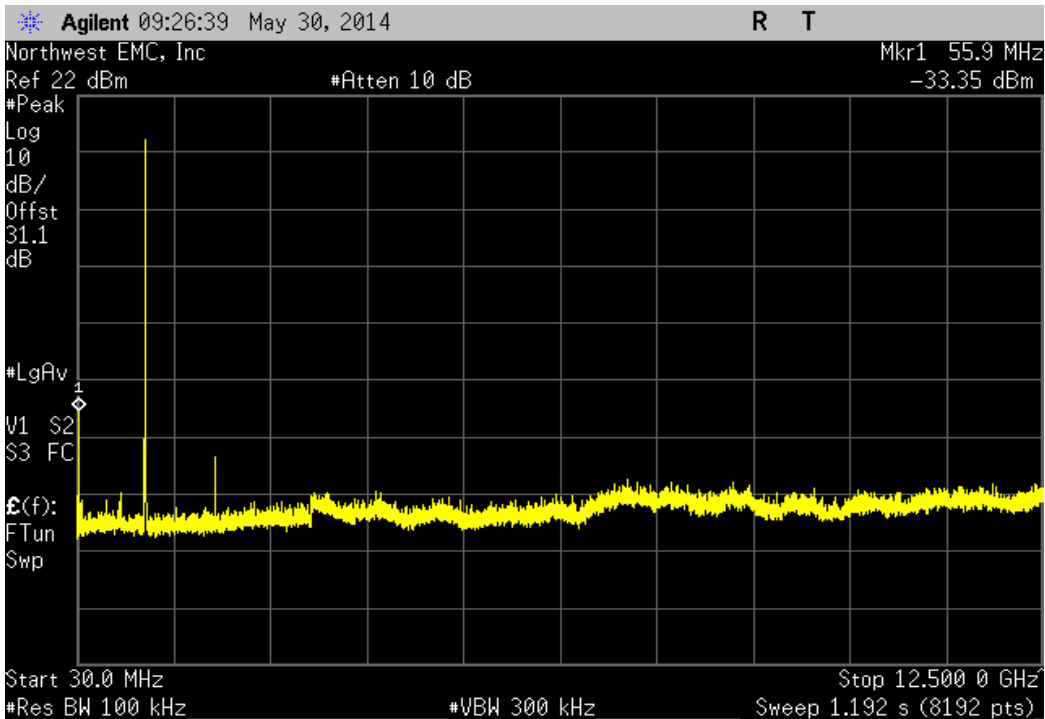
902 MHz - 928 MHz Band, 2.5MHz Bandwidth , Modulation Type, QPSK., High Channel 33, 925MHz			
Frequency Range	Value	Limit	Result
12.5 GHz - 25 GHz	-60.97 dBc	≤ -20 dBc	Pass



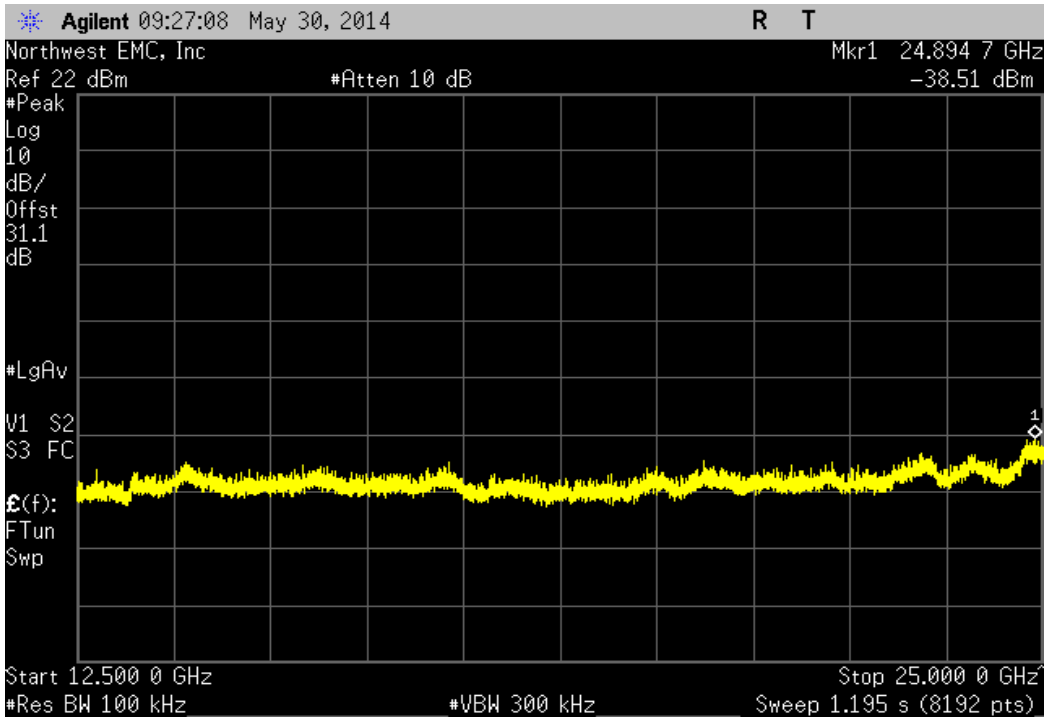
902 MHz - 928 MHz Band, 2.5MHz Bandwidth , Modulation Type, BPSK, Coding Rate, 1/2, Low Channel 13, 905MHz				
Frequency Range		Value	Limit	Result
Fundamental		N/A	N/A	N/A



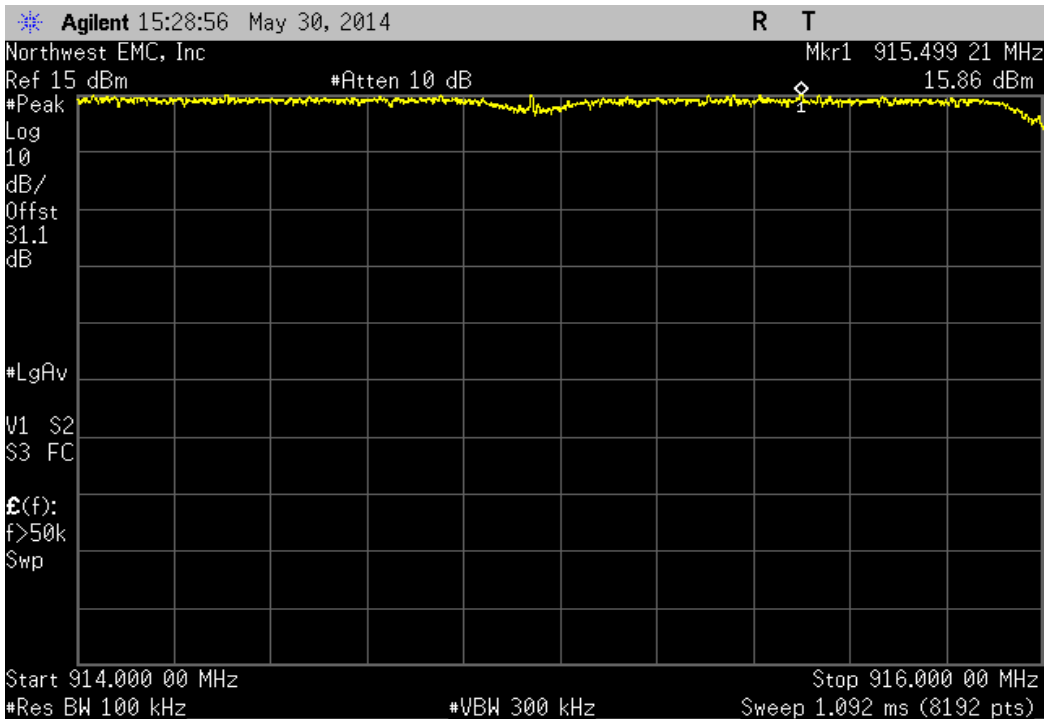
902 MHz - 928 MHz Band, 2.5MHz Bandwidth , Modulation Type, BPSK, Coding Rate, 1/2, Low Channel 13, 905MHz				
Frequency Range		Value	Limit	Result
30 MHz - 12.5 GHz		-49.27 dBc	≤ -20 dBc	Pass



902 MHz - 928 MHz Band, 2.5MHz Bandwidth , Modulation Type, BPSK, Coding Rate, 1/2, Low Channel 13, 905MHz			
Frequency Range	Value	Limit	Result
12.5 GHz - 25 GHz	-54.43 dBc	≤ -20 dBc	Pass

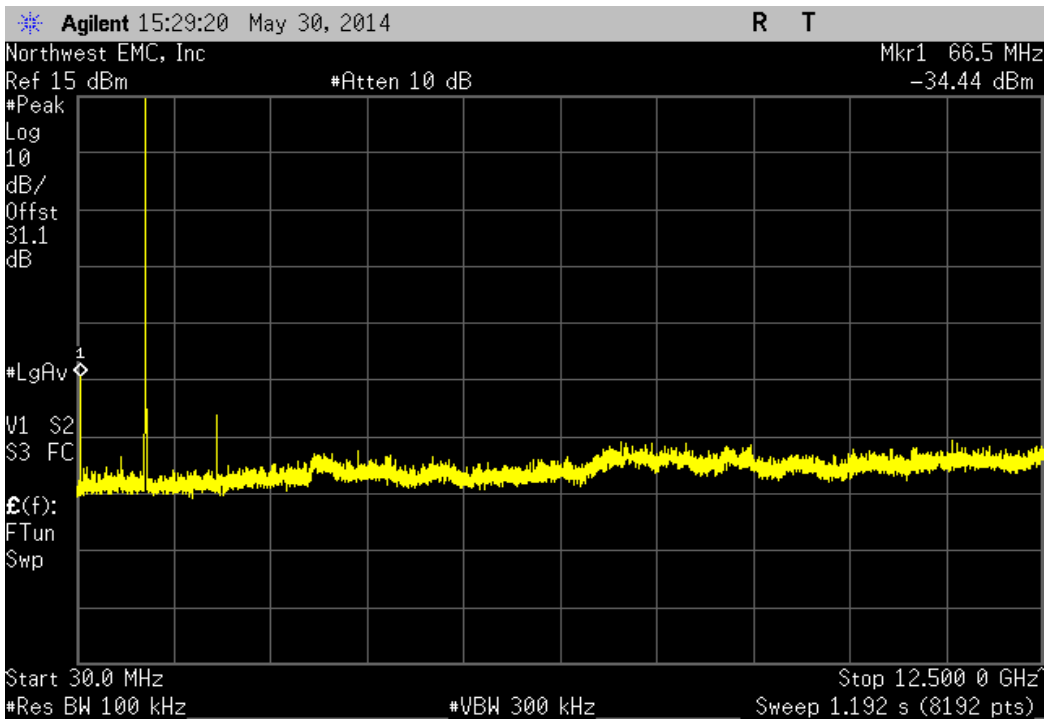


902 MHz - 928 MHz Band, 2.5MHz Bandwidth , Modulation Type, BPSK, Coding Rate, 1/2, Mid Channel 23, 915MHz			
Frequency Range	Value	Limit	Result
Fundamental	N/A	N/A	N/A



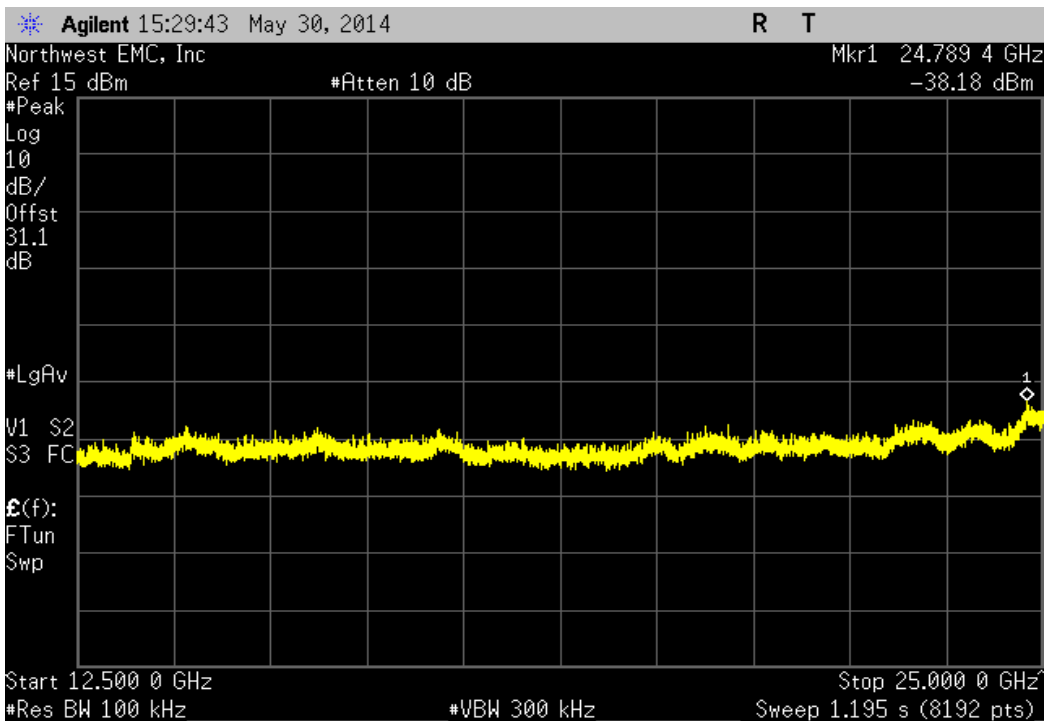
902 MHz - 928 MHz Band, 2.5MHz Bandwidth, Modulation Type, BPSK, Coding Rate, 1/2, Mid Channel 23, 915MHz

Frequency Range	Value	Limit	Result
30 MHz - 12.5 GHz	-50.3 dBc	≤ -20 dBc	Pass

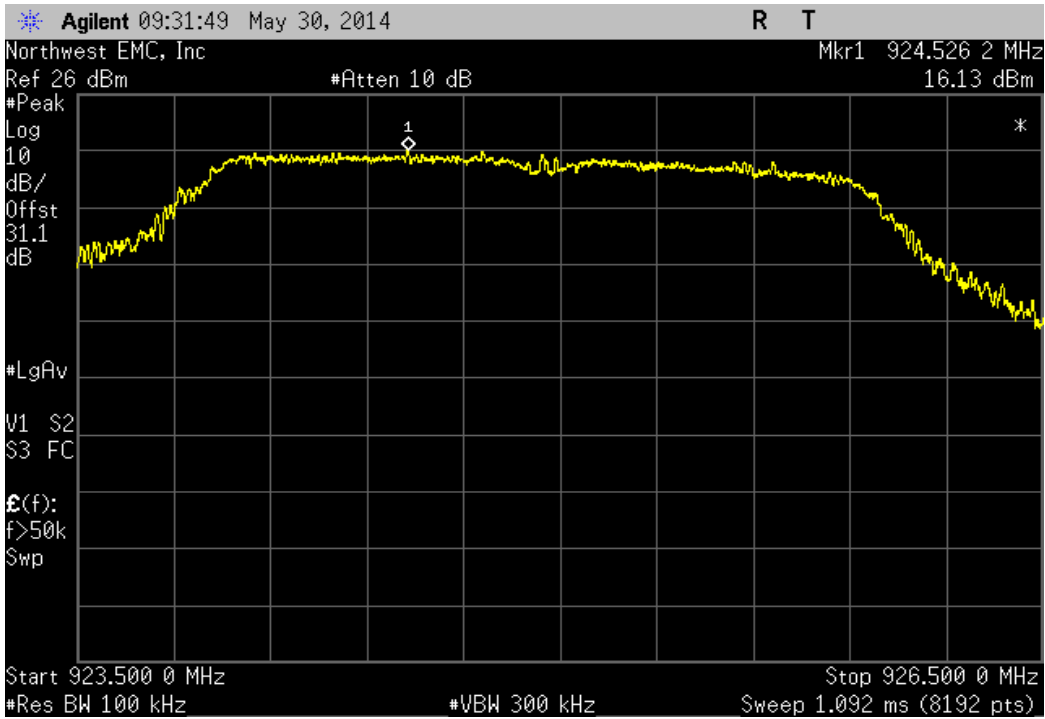


902 MHz - 928 MHz Band, 2.5MHz Bandwidth, Modulation Type, BPSK, Coding Rate, 1/2, Mid Channel 23, 915MHz

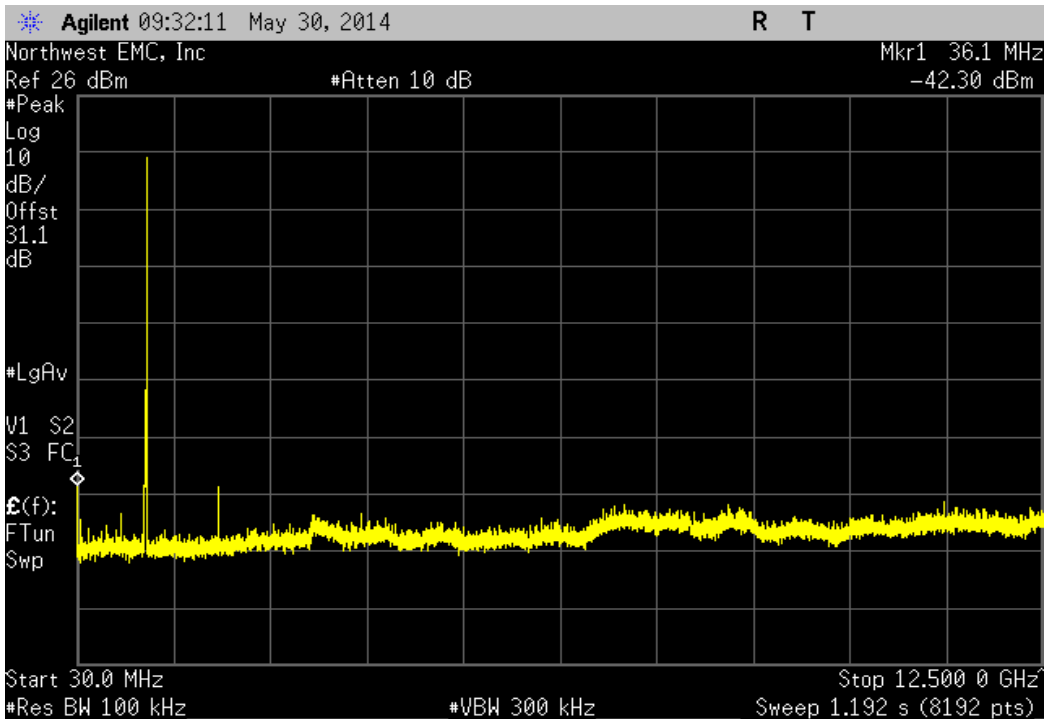
Frequency Range	Value	Limit	Result
12.5 GHz - 25 GHz	-54.04 dBc	≤ -20 dBc	Pass



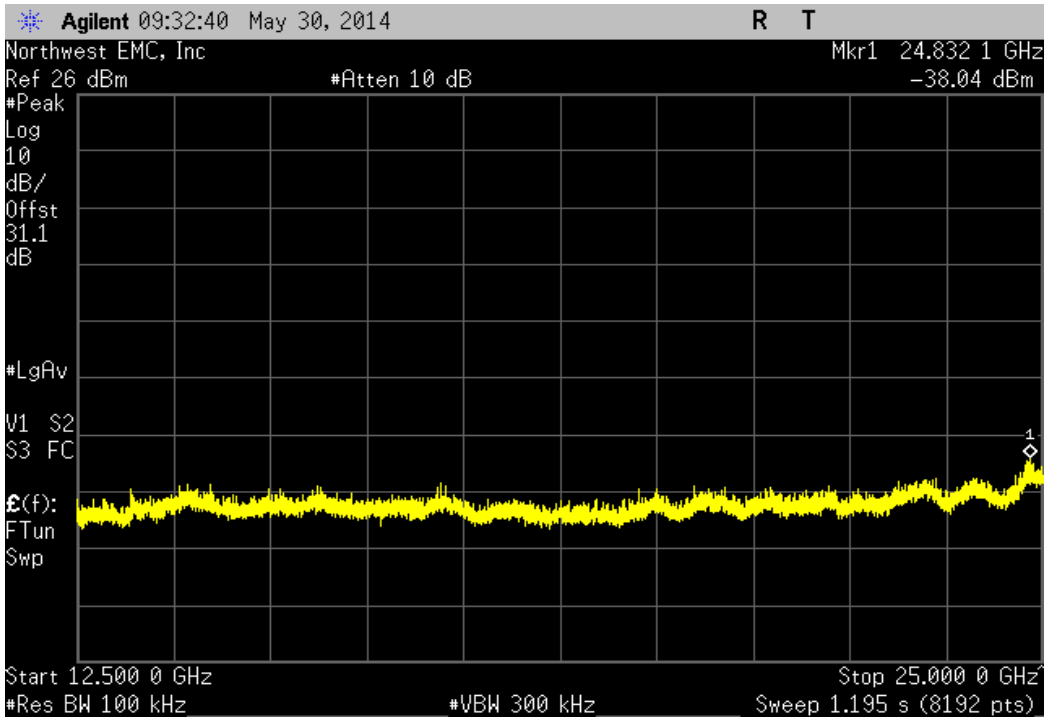
902 MHz - 928 MHz Band, 2.5MHz Bandwidth , Modulation Type, BPSK, Coding Rate, 1/2, High Channel 33, 925MHz				
Frequency Range		Value	Limit	Result
Fundamental		N/A	N/A	N/A



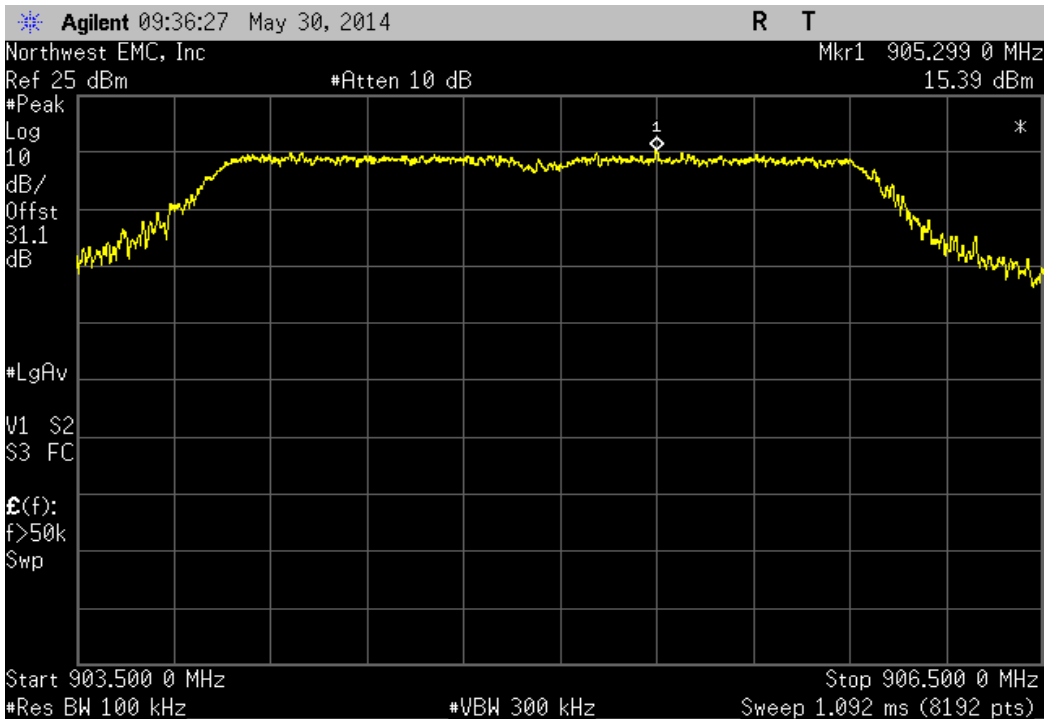
902 MHz - 928 MHz Band, 2.5MHz Bandwidth , Modulation Type, BPSK, Coding Rate, 1/2, High Channel 33, 925MHz				
Frequency Range		Value	Limit	Result
30 MHz - 12.5 GHz		-58.43 dBc	≤ -20 dBc	Pass



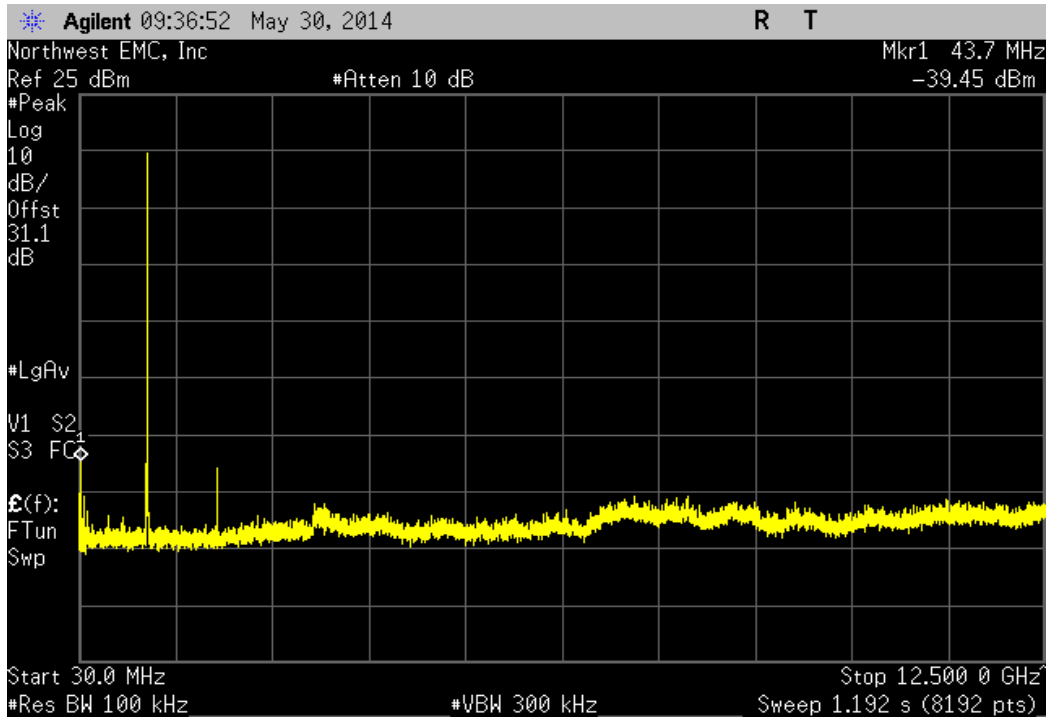
902 MHz - 928 MHz Band, 2.5MHz Bandwidth , Modulation Type, BPSK, Coding Rate, 1/2, High Channel 33, 925MHz			
Frequency Range	Value	Limit	Result
12.5 GHz - 25 GHz	-54.18 dBc	≤ -20 dBc	Pass



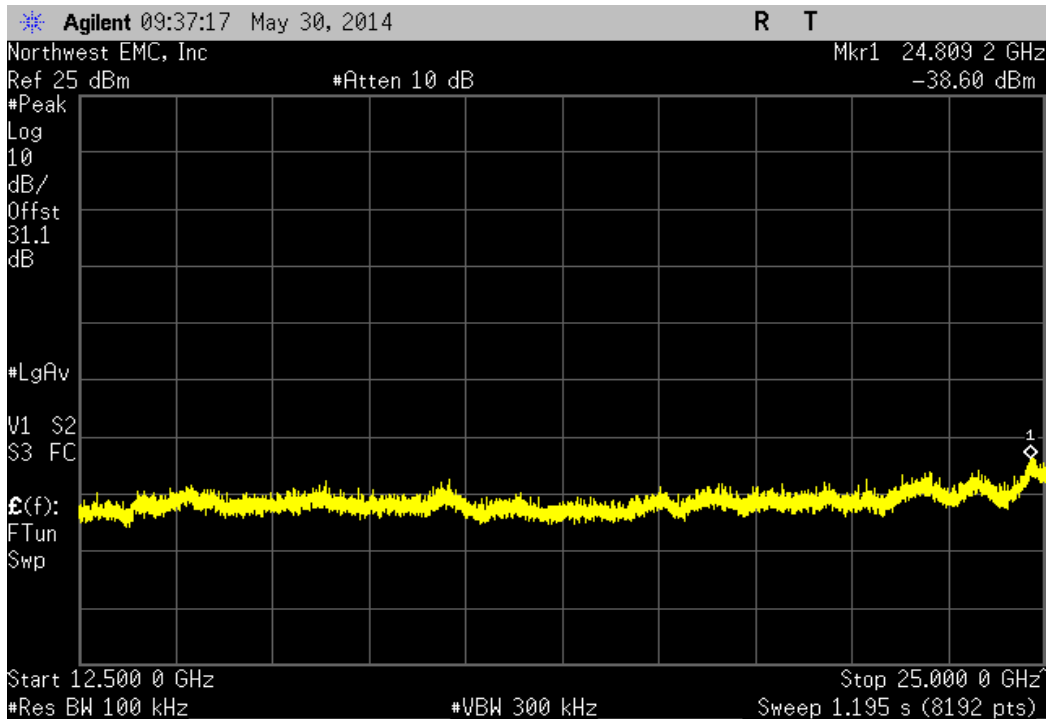
902 MHz - 928 MHz Band, 2.5MHz Bandwidth , Modulation Type, 16-QAM, Coding Rate, 3/4., Low Channel 13, 905MHz			
Frequency Range	Value	Limit	Result
Fundamental	N/A	N/A	N/A



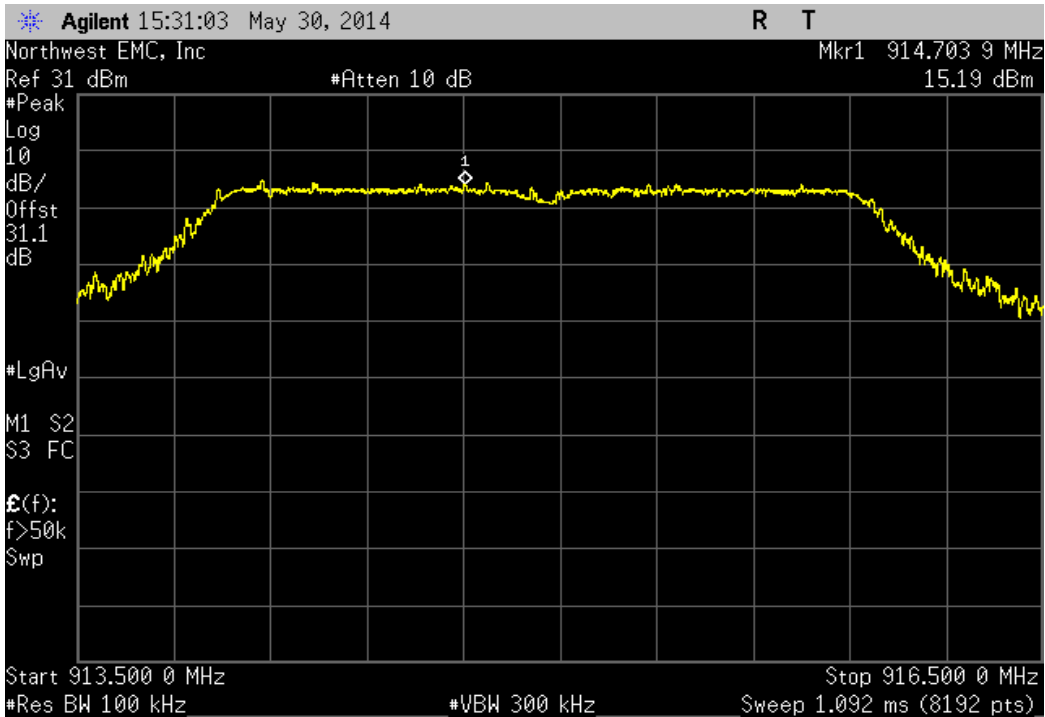
902 MHz - 928 MHz Band, 2.5MHz Bandwidth , Modulation Type, 16-QAM, Coding Rate, 3/4., Low Channel 13, 905MHz			
Frequency Range	Value	Limit	Result
30 MHz - 12.5 GHz	-54.84 dBc	≤ -20 dBc	Pass



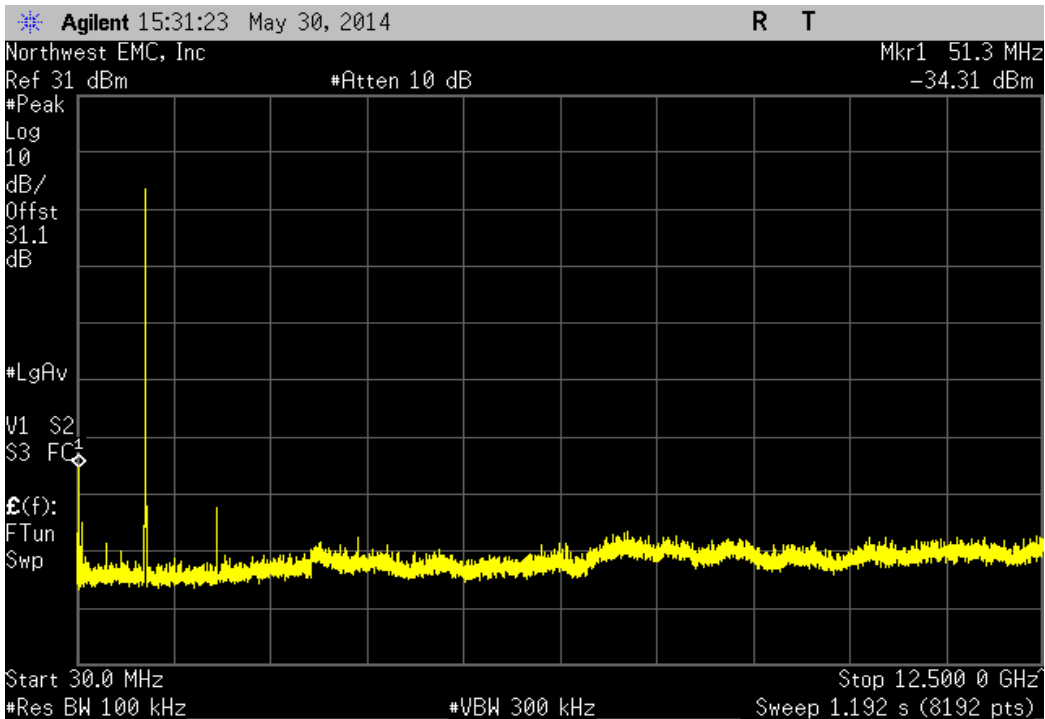
902 MHz - 928 MHz Band, 2.5MHz Bandwidth , Modulation Type, 16-QAM, Coding Rate, 3/4., Low Channel 13, 905MHz			
Frequency Range	Value	Limit	Result
12.5 GHz - 25 GHz	-53.99 dBc	≤ -20 dBc	Pass



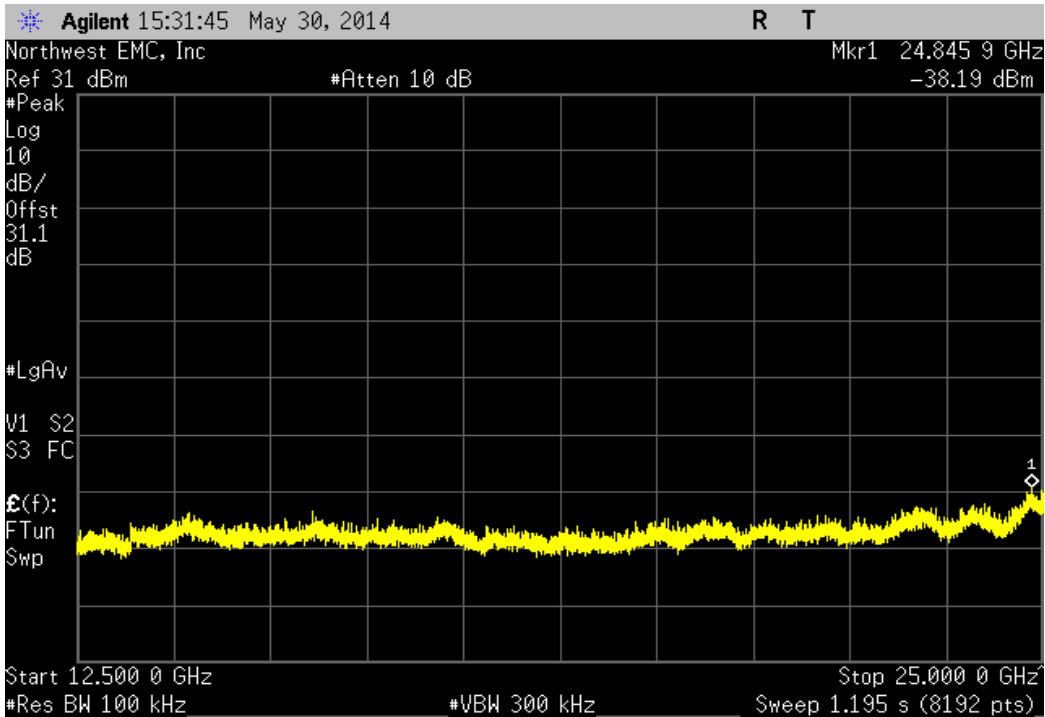
902 MHz - 928 MHz Band, 2.5MHz Bandwidth, Modulation Type, 16-QAM, Coding Rate, 3/4., Mid Channel 23, 915MHz				
Frequency Range		Value	Limit	Result
Fundamental		N/A	N/A	N/A



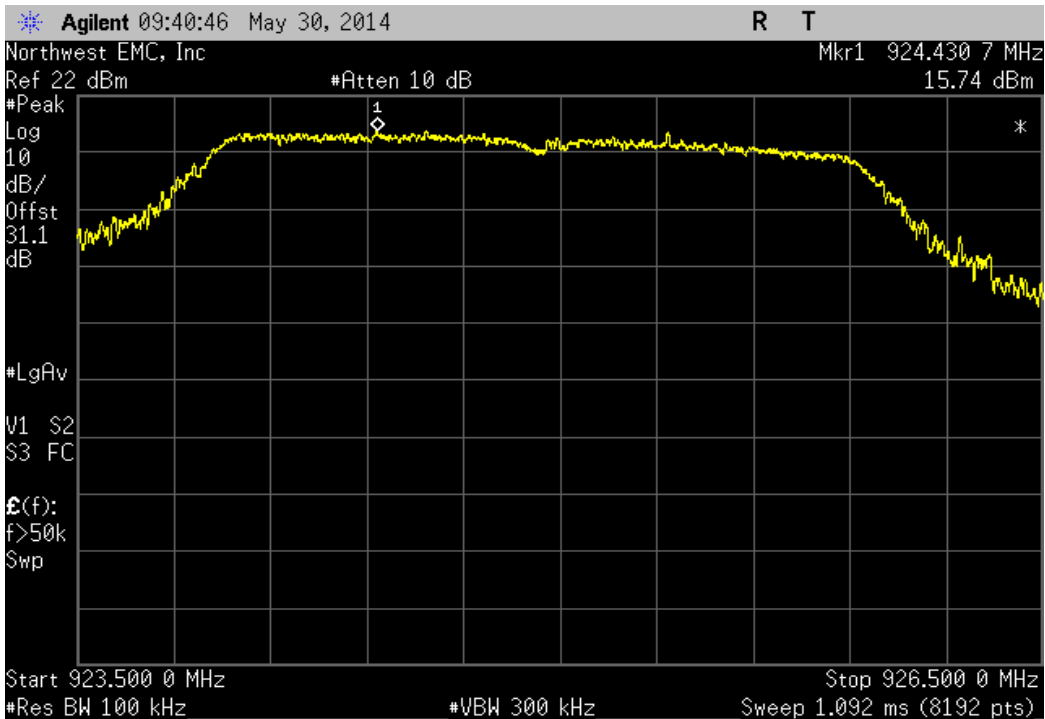
902 MHz - 928 MHz Band, 2.5MHz Bandwidth, Modulation Type, 16-QAM, Coding Rate, 3/4., Mid Channel 23, 915MHz				
Frequency Range		Value	Limit	Result
30 MHz - 12.5 GHz		-50.15 dBc	≤ -20 dBc	Pass



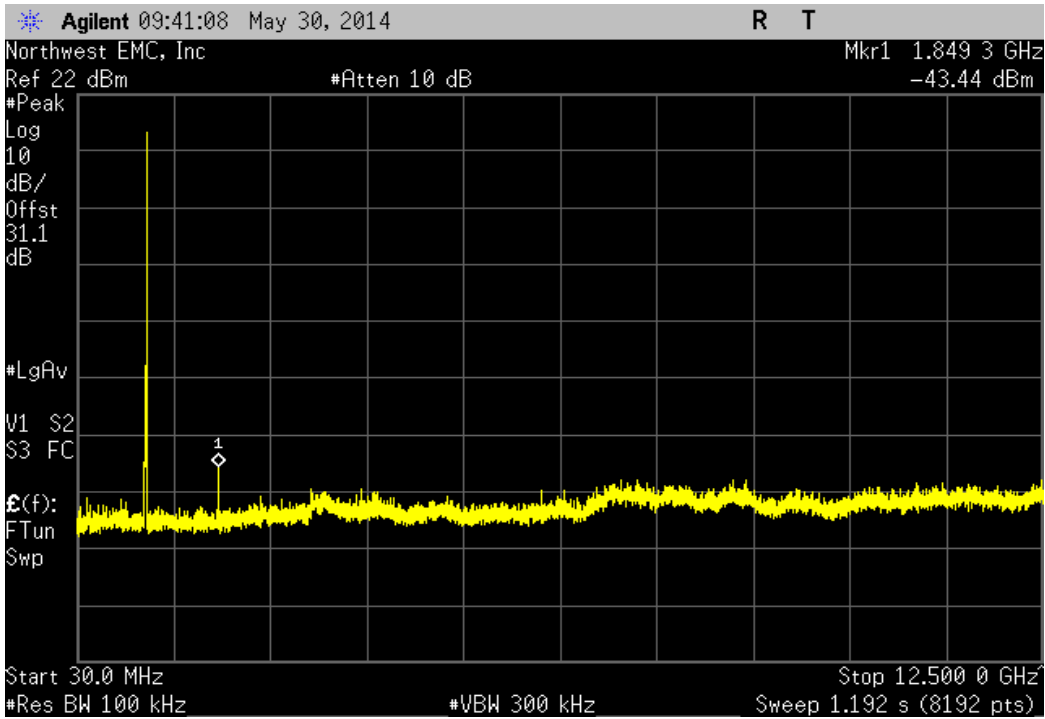
902 MHz - 928 MHz Band, 2.5MHz Bandwidth , Modulation Type, 16-QAM, Coding Rate, 3/4., Mid Channel 23, 915MHz			
Frequency Range	Value	Limit	Result
12.5 GHz - 25 GHz	-54.03 dBc	≤ -20 dBc	Pass



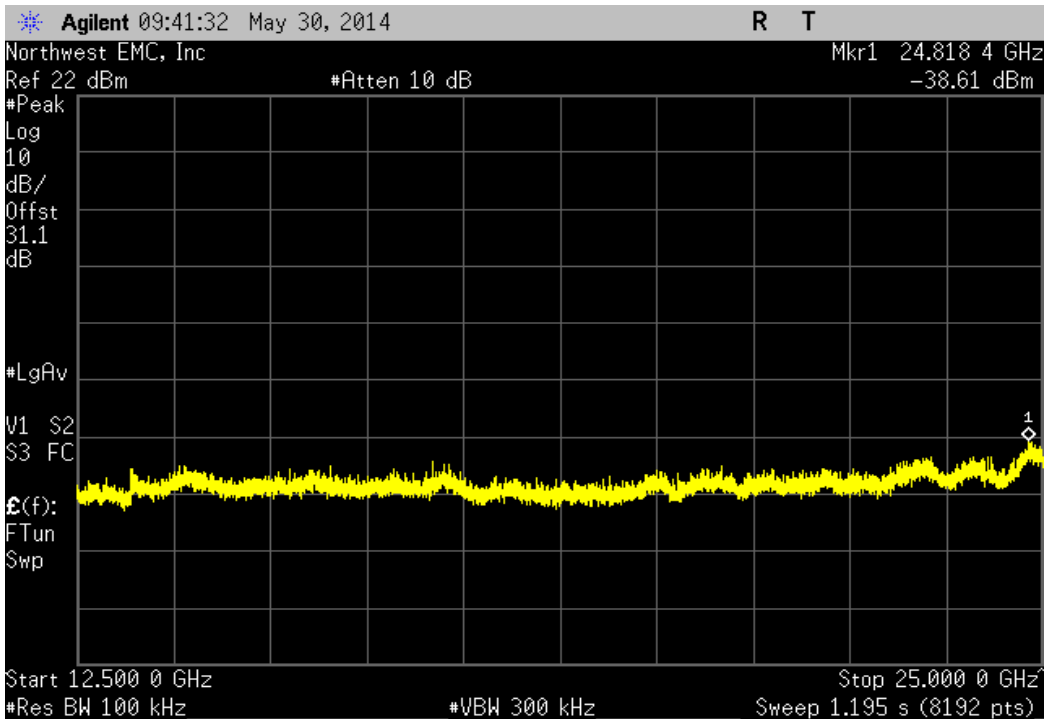
902 MHz - 928 MHz Band, 2.5MHz Bandwidth , Modulation Type, 16-QAM, Coding Rate, 3/4., High Channel 33, 925MHz			
Frequency Range	Value	Limit	Result
Fundamental	N/A	N/A	N/A



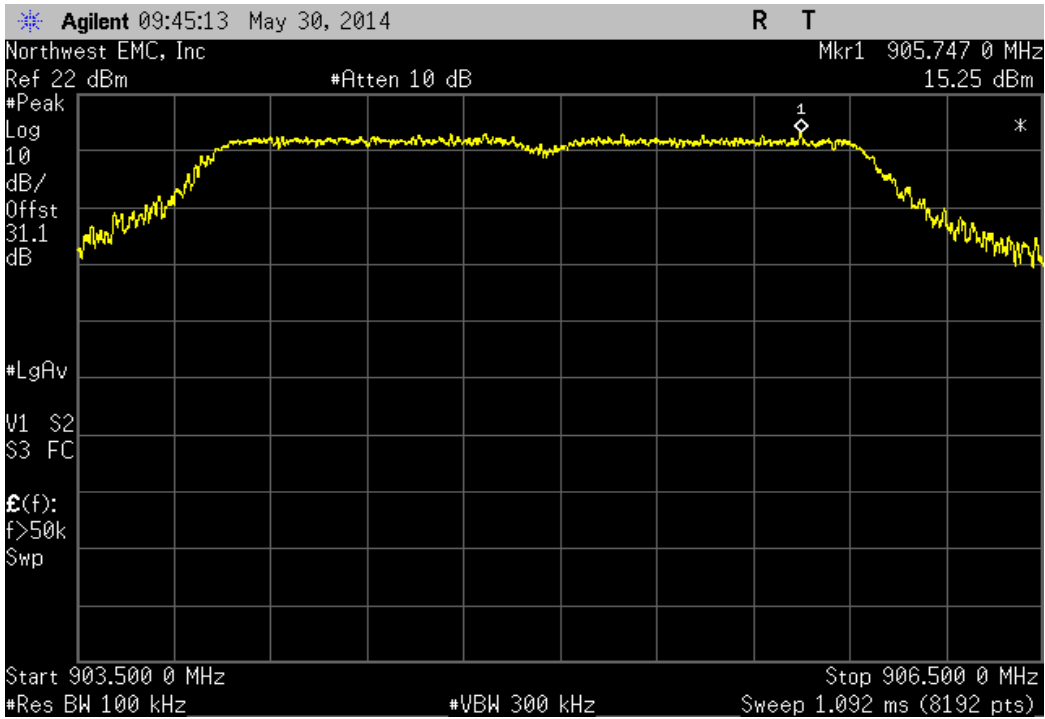
902 MHz - 928 MHz Band, 2.5MHz Bandwidth, Modulation Type, 16-QAM, Coding Rate, 3/4., High Channel 33, 925MHz			
Frequency Range	Value	Limit	Result
30 MHz - 12.5 GHz	-59.19 dBc	≤ -20 dBc	Pass



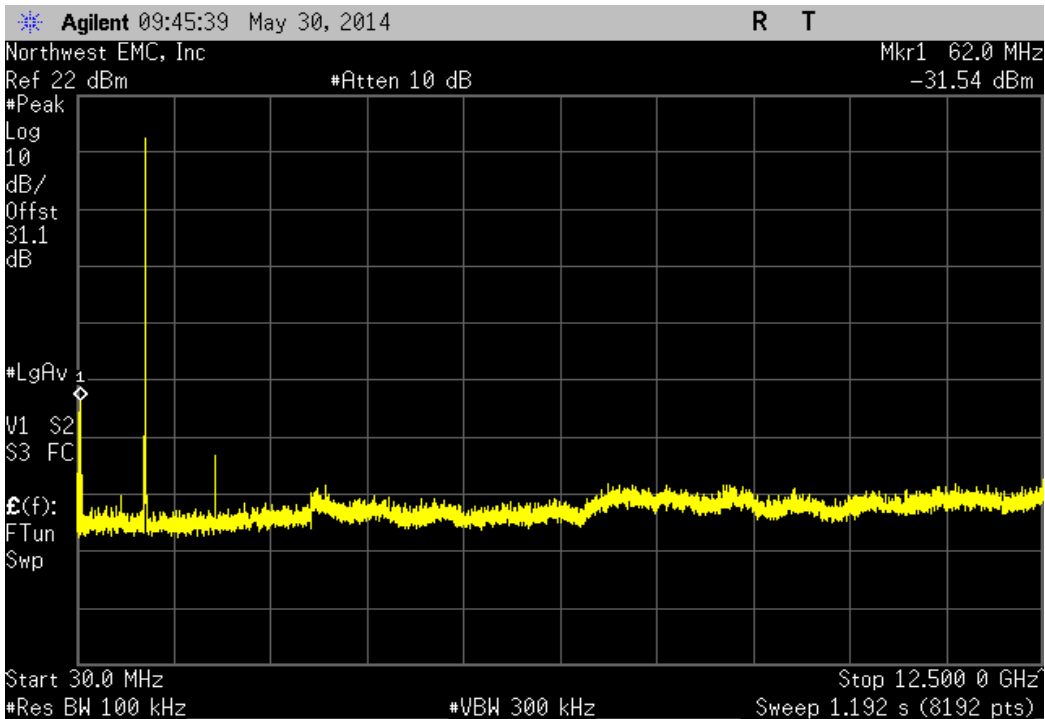
902 MHz - 928 MHz Band, 2.5MHz Bandwidth, Modulation Type, 16-QAM, Coding Rate, 3/4., High Channel 33, 925MHz			
Frequency Range	Value	Limit	Result
12.5 GHz - 25 GHz	-54.35 dBc	≤ -20 dBc	Pass



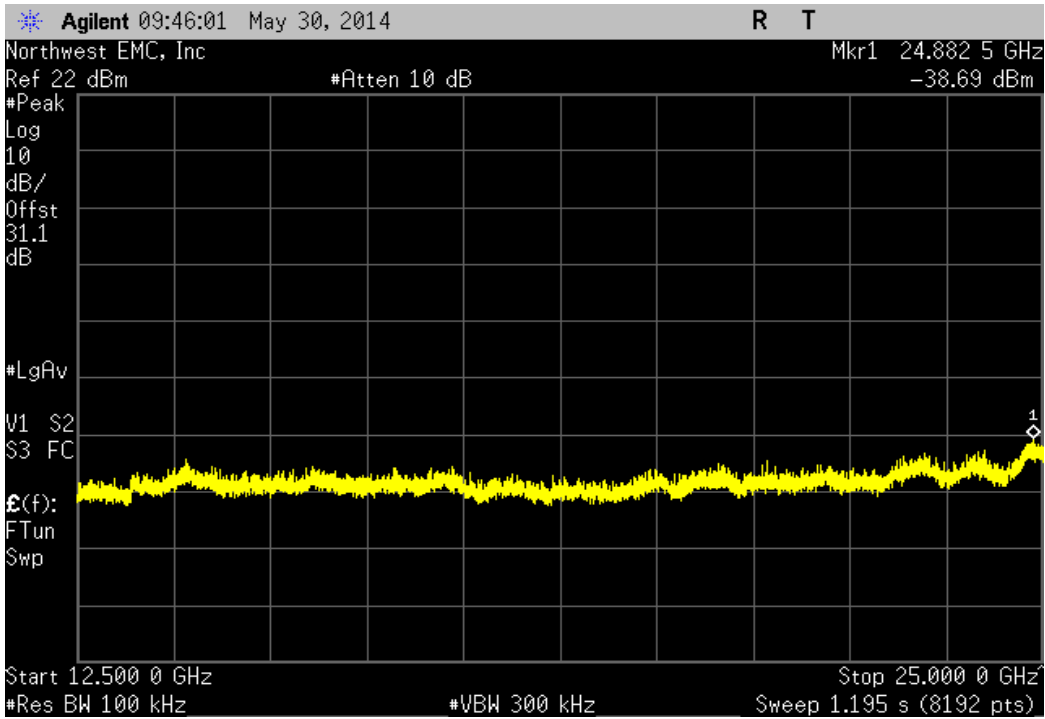
902 MHz - 928 MHz Band, 2.5MHz Bandwidth , Modulation Type, 64-QAM, Coding Rate, 3/4., Low Channel 13, 905MHz				
Frequency Range		Value	Limit	Result
Fundamental		N/A	N/A	N/A



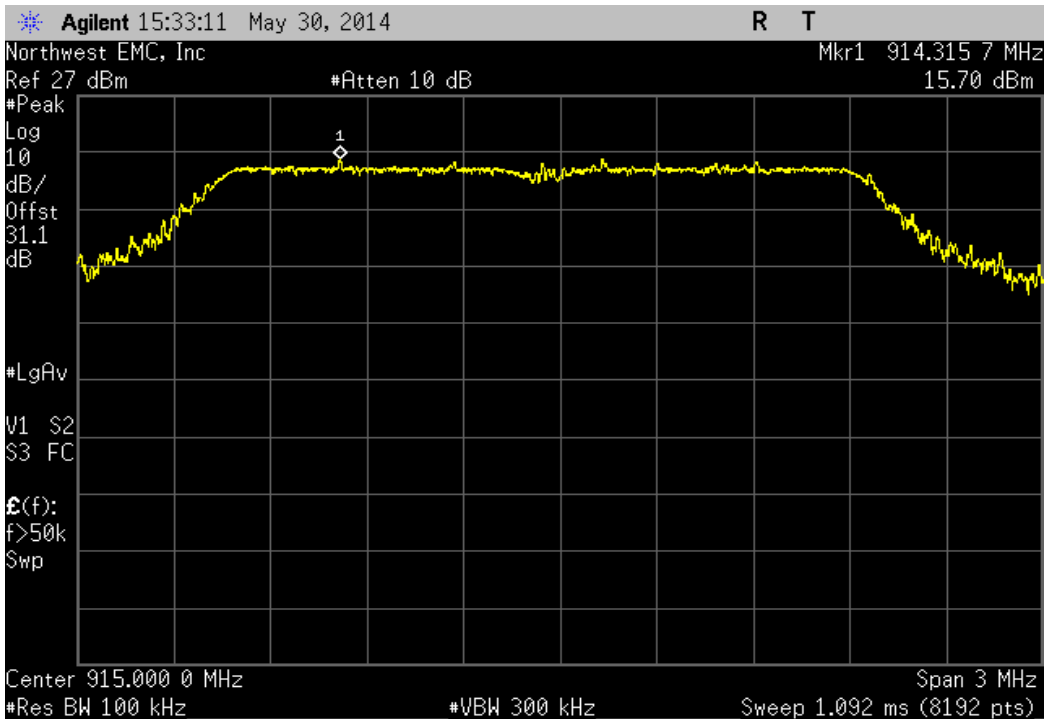
902 MHz - 928 MHz Band, 2.5MHz Bandwidth , Modulation Type, 64-QAM, Coding Rate, 3/4., Low Channel 13, 905MHz				
Frequency Range		Value	Limit	Result
30 MHz - 12.5 GHz		-46.79 dBc	≤ -20 dBc	Pass



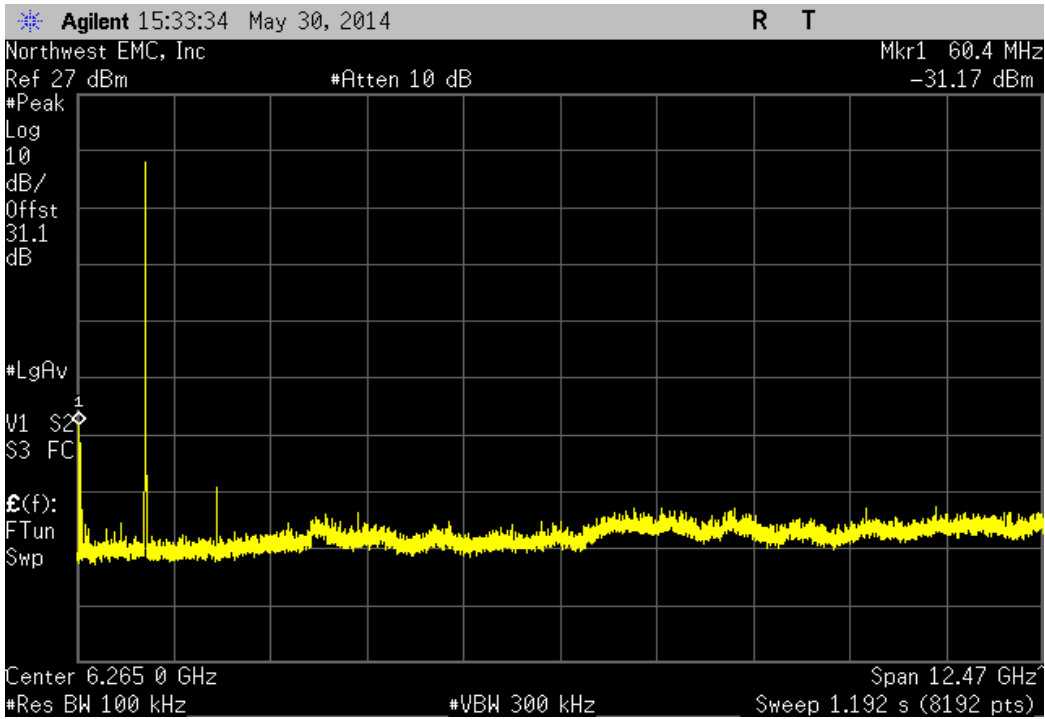
902 MHz - 928 MHz Band, 2.5MHz Bandwidth , Modulation Type, 64-QAM, Coding Rate, 3/4., Low Channel 13, 905MHz			
Frequency Range	Value	Limit	Result
12.5 GHz - 25 GHz	-53.94 dBc	≤ -20 dBc	Pass



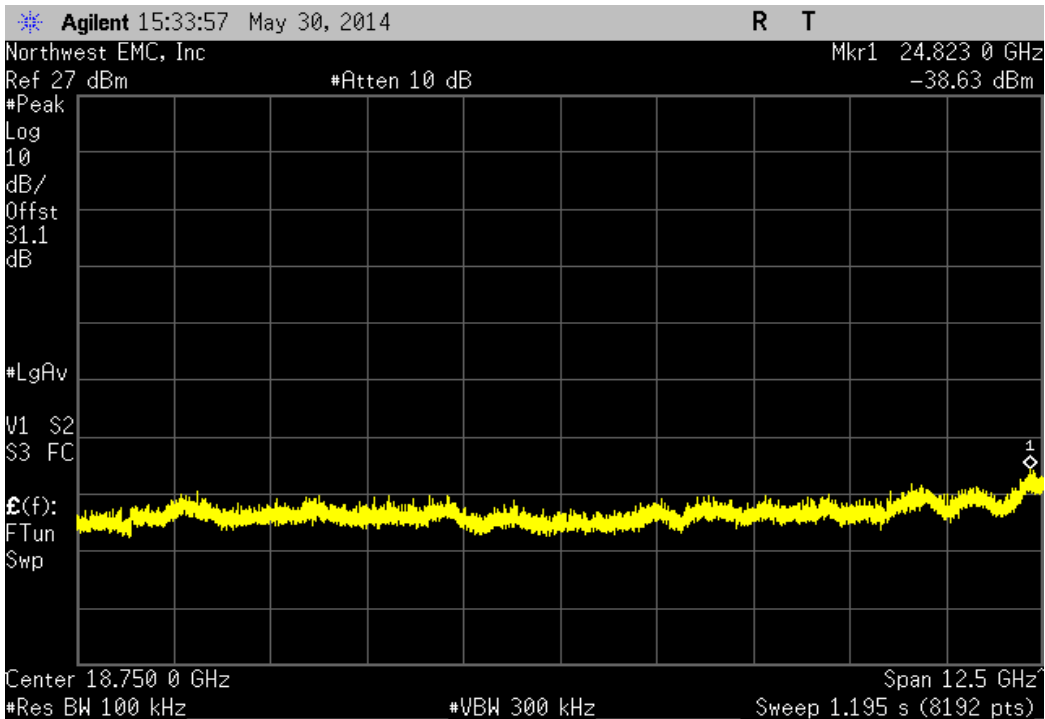
902 MHz - 928 MHz Band, 2.5MHz Bandwidth , Modulation Type, 64-QAM, Coding Rate, 3/4., Mid Channel 23, 915MHz			
Frequency Range	Value	Limit	Result
Fundamental	N/A	N/A	N/A



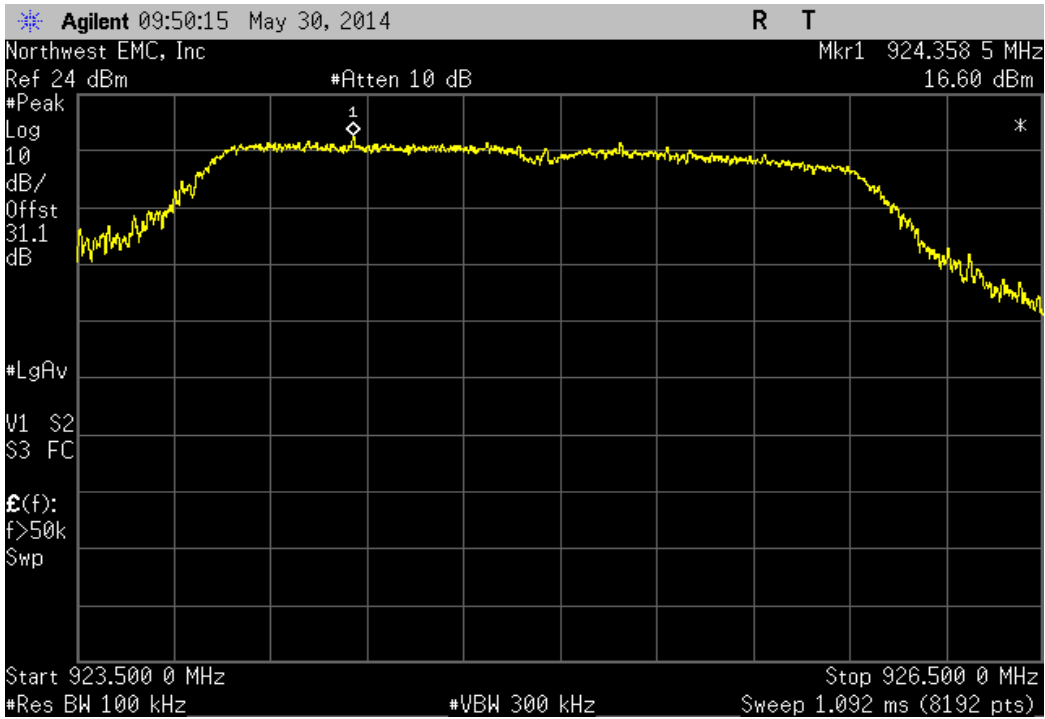
902 MHz - 928 MHz Band, 2.5MHz Bandwidth, Modulation Type, 64-QAM, Coding Rate, 3/4., Mid Channel 23, 915MHz			
Frequency Range	Value	Limit	Result
30 MHz - 12.5 GHz	-46.39 dBc	≤ -20 dBc	Pass



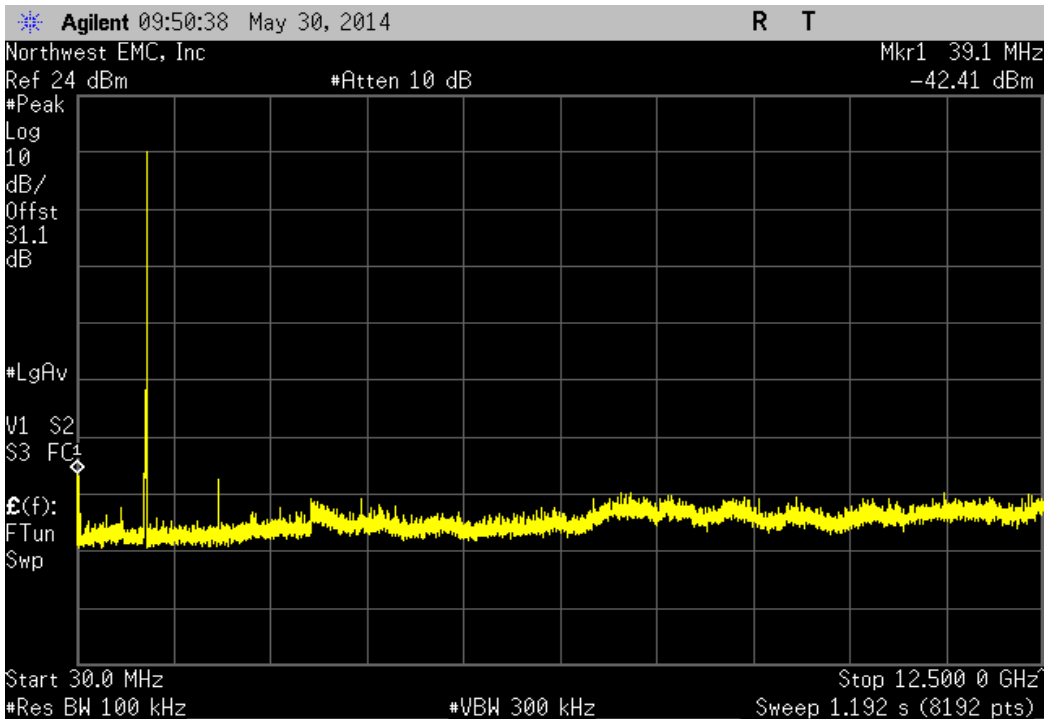
902 MHz - 928 MHz Band, 2.5MHz Bandwidth, Modulation Type, 64-QAM, Coding Rate, 3/4., Mid Channel 23, 915MHz			
Frequency Range	Value	Limit	Result
12.5 GHz - 25 GHz	-53.85 dBc	≤ -20 dBc	Pass



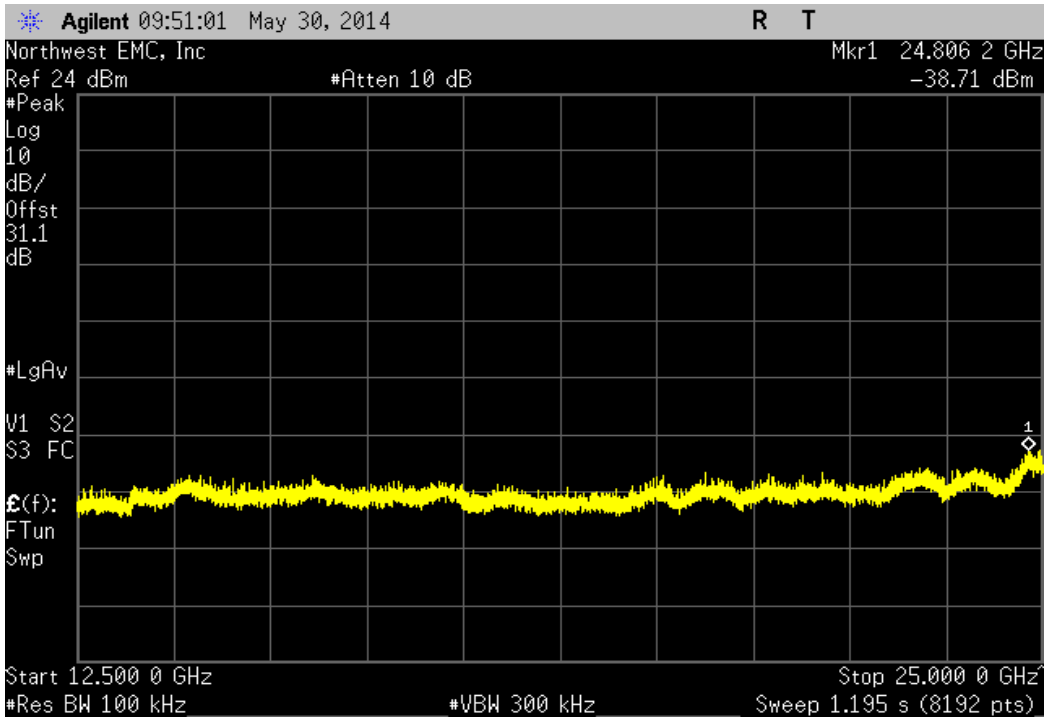
902 MHz - 928 MHz Band, 2.5MHz Bandwidth, Modulation Type, 64-QAM, Coding Rate, 3/4., High Channel 33, 925MHz				
Frequency Range		Value	Limit	Result
Fundamental		N/A	N/A	N/A



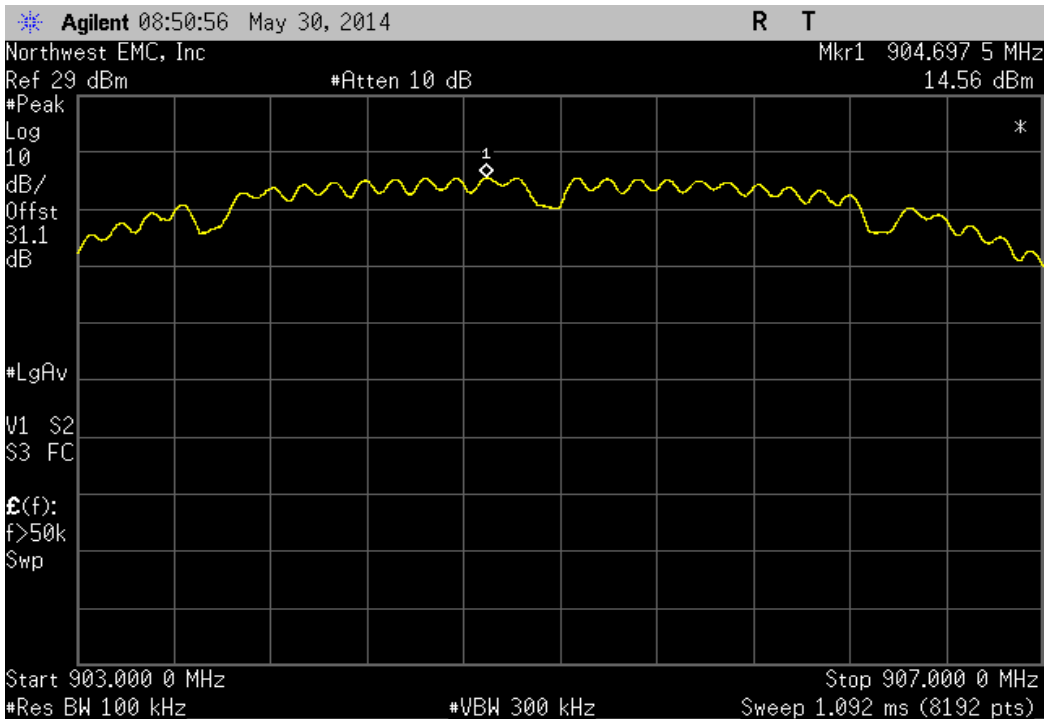
902 MHz - 928 MHz Band, 2.5MHz Bandwidth, Modulation Type, 64-QAM, Coding Rate, 3/4., High Channel 33, 925MHz				
Frequency Range		Value	Limit	Result
30 MHz - 12.5 GHz		-59.01 dBc	≤ -20 dBc	Pass



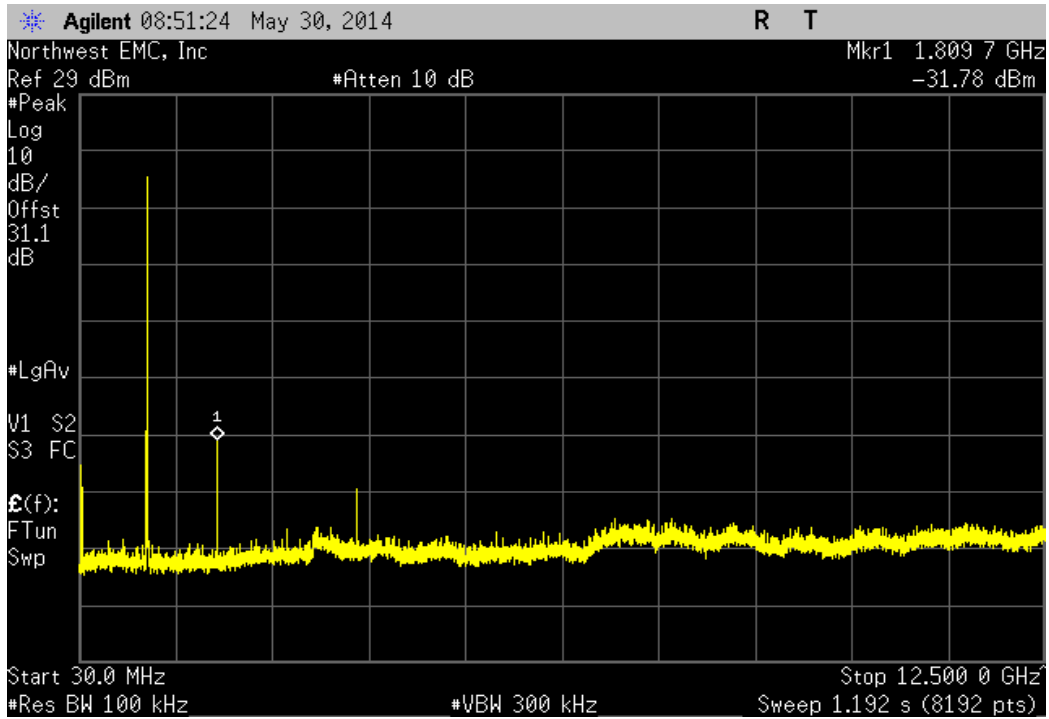
902 MHz - 928 MHz Band, 2.5MHz Bandwidth , Modulation Type, 64-QAM, Coding Rate, 3/4., High Channel 33, 925MHz			
Frequency Range	Value	Limit	Result
12.5 GHz - 25 GHz	-55.31 dBc	≤ -20 dBc	Pass



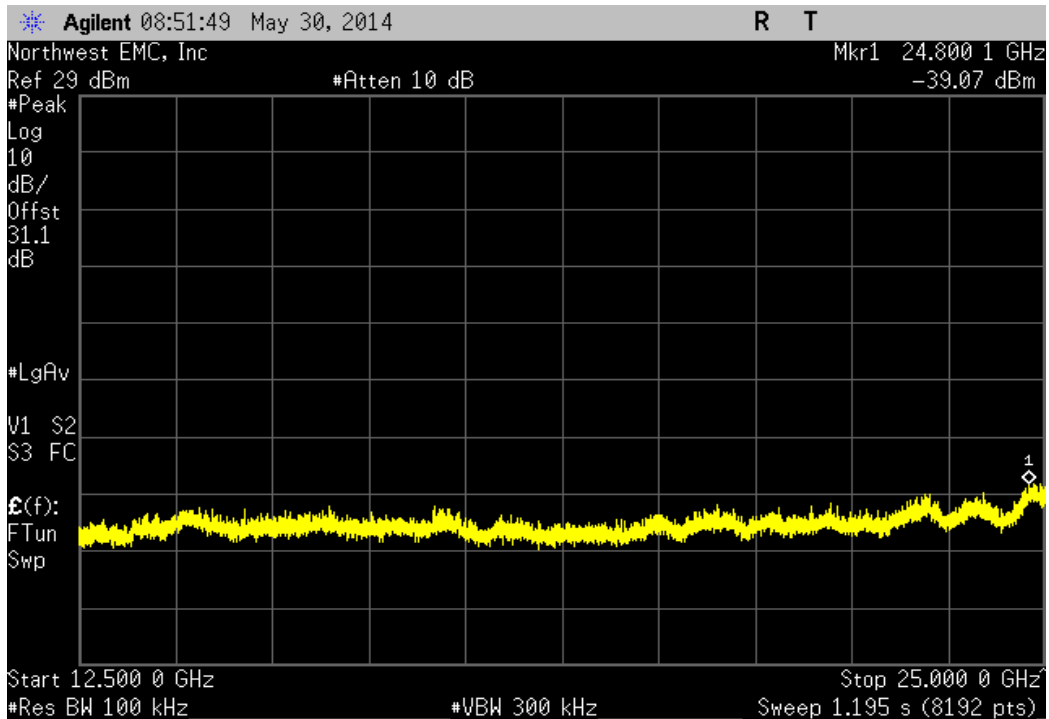
902 MHz - 928 MHz Band, 5MHz Bandwidth , Modulation Type, DBPSK., Low Channel 11, 905MHz			
Frequency Range	Value	Limit	Result
Fundamental	N/A	N/A	N/A



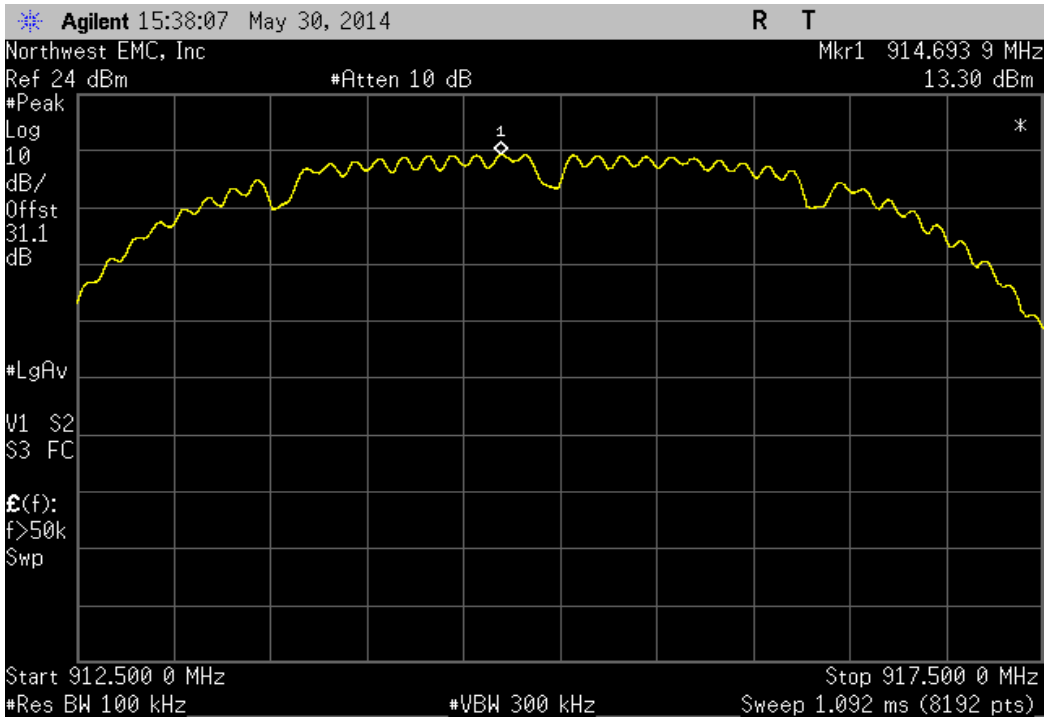
902 MHz - 928 MHz Band, 5MHz Bandwidth , Modulation Type, DBPSK., Low Channel 11, 905MHz			
Frequency Range	Value	Limit	Result
30 MHz - 12.5 GHz	-46.34 dBc	≤ -20 dBc	Pass



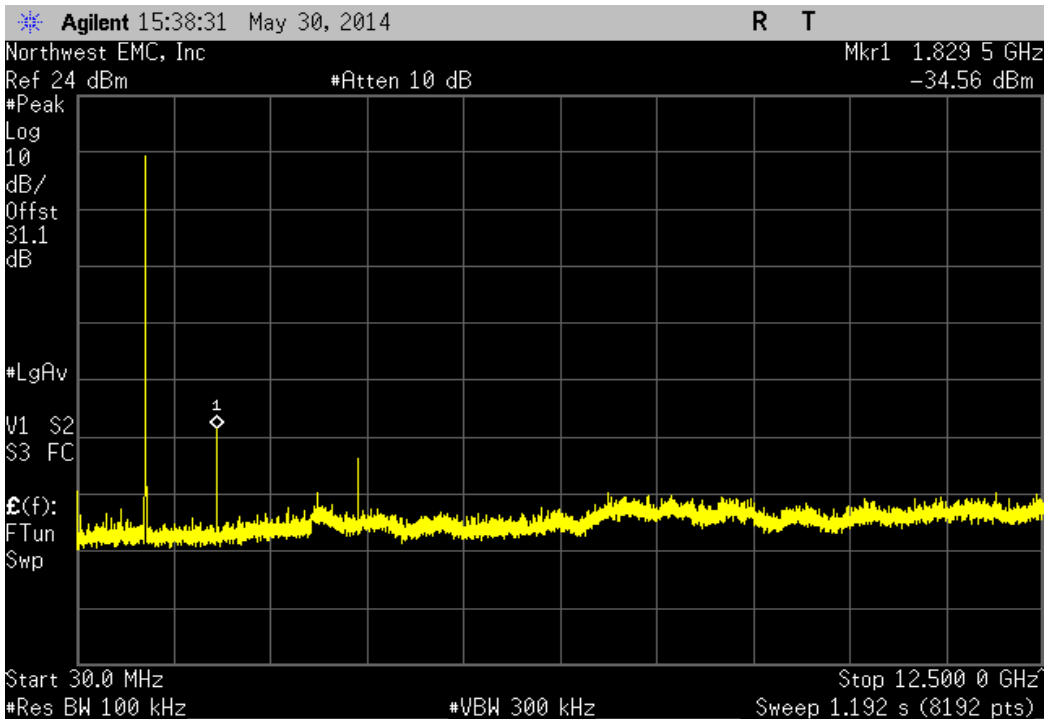
902 MHz - 928 MHz Band, 5MHz Bandwidth , Modulation Type, DBPSK., Low Channel 11, 905MHz			
Frequency Range	Value	Limit	Result
12.5 GHz - 25 GHz	-53.63 dBc	≤ -20 dBc	Pass



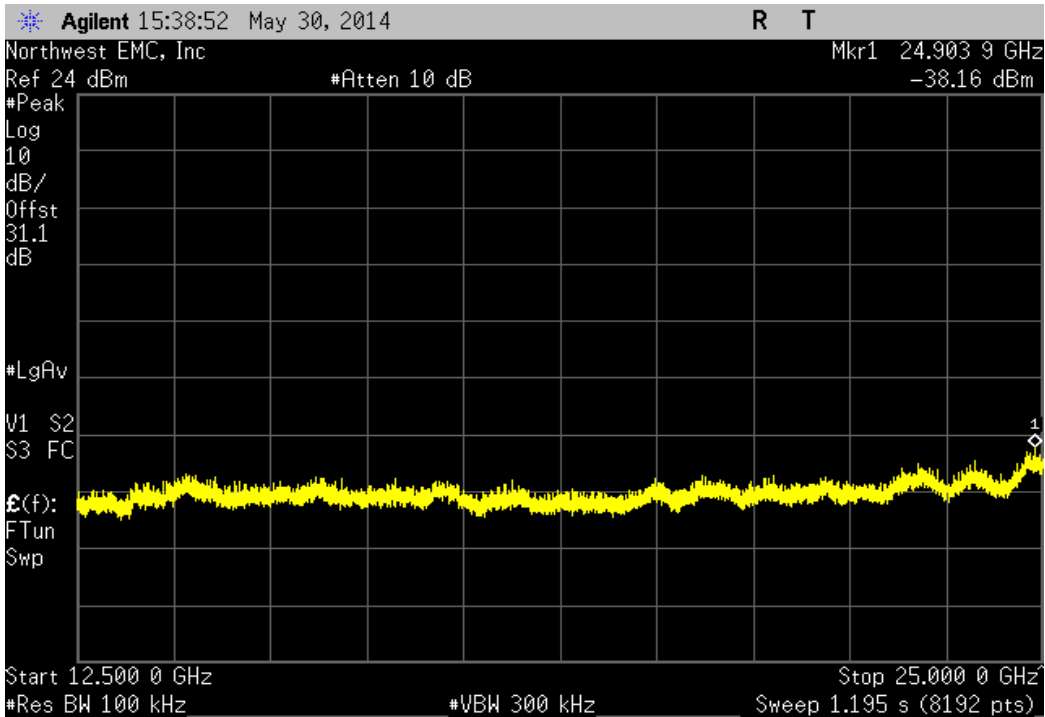
902 MHz - 928 MHz Band, 5MHz Bandwidth , Modulation Type, DBPSK., Mid Channel 21, 915MHz				
Frequency Range		Value	Limit	Result
Fundamental		N/A	N/A	N/A



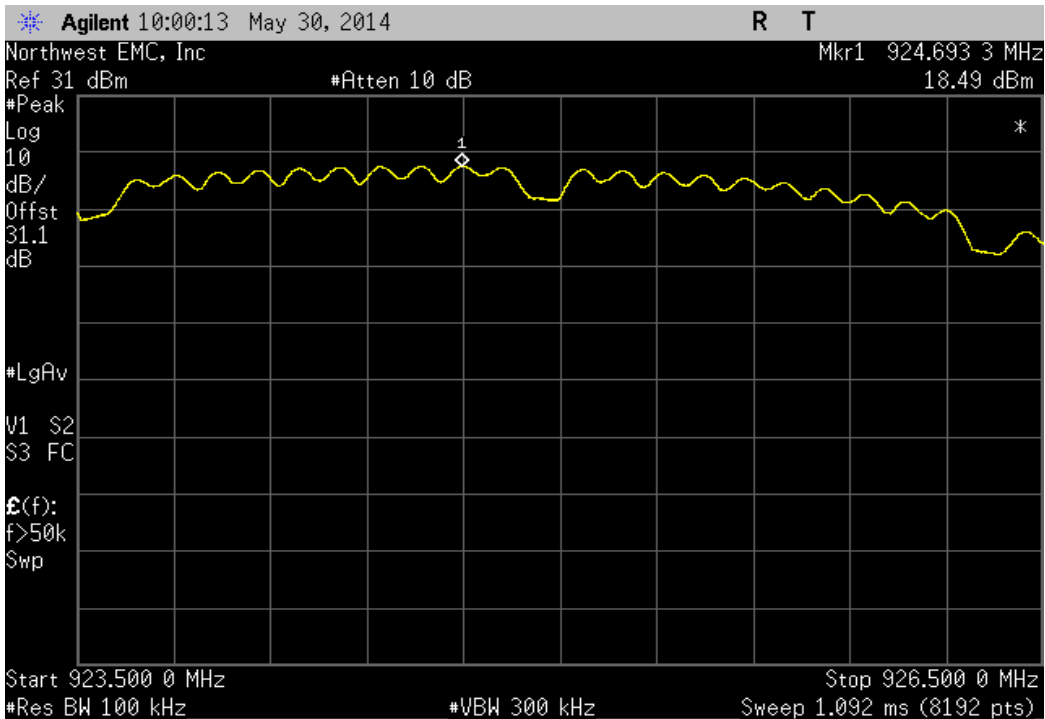
902 MHz - 928 MHz Band, 5MHz Bandwidth , Modulation Type, DBPSK., Mid Channel 21, 915MHz				
Frequency Range		Value	Limit	Result
30 MHz - 12.5 GHz		-47.86 dBc	≤ -20 dBc	Pass



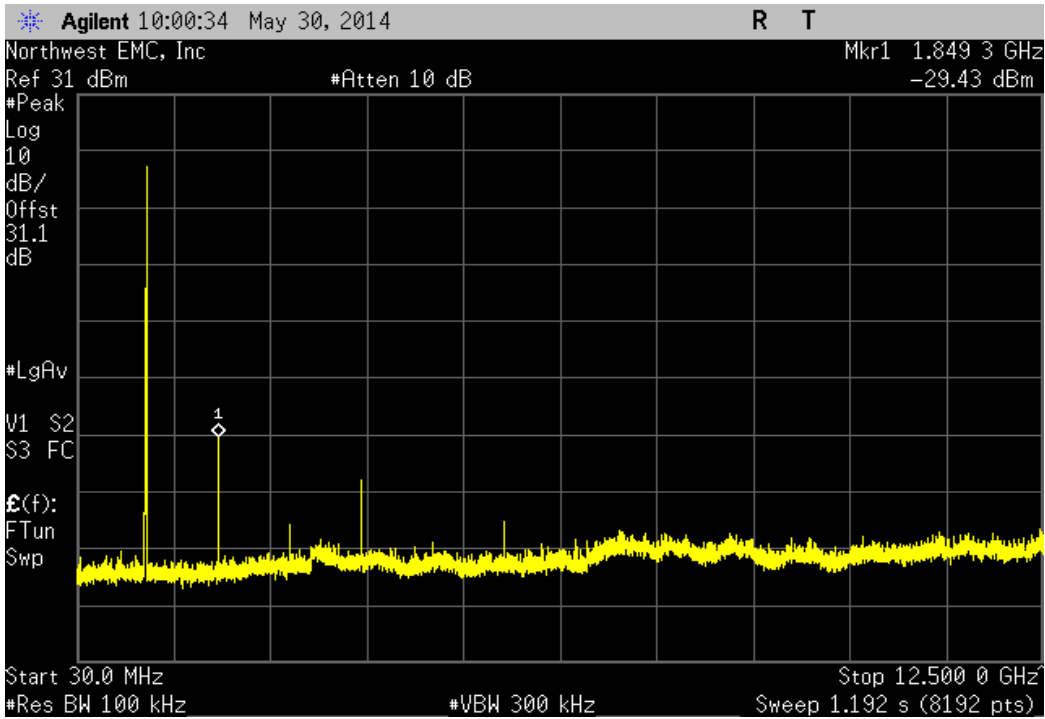
902 MHz - 928 MHz Band, 5MHz Bandwidth , Modulation Type, DBPSK., Mid Channel 21, 915MHz			
Frequency Range	Value	Limit	Result
12.5 GHz - 25 GHz	-51.46 dBc	≤ -20 dBc	Pass



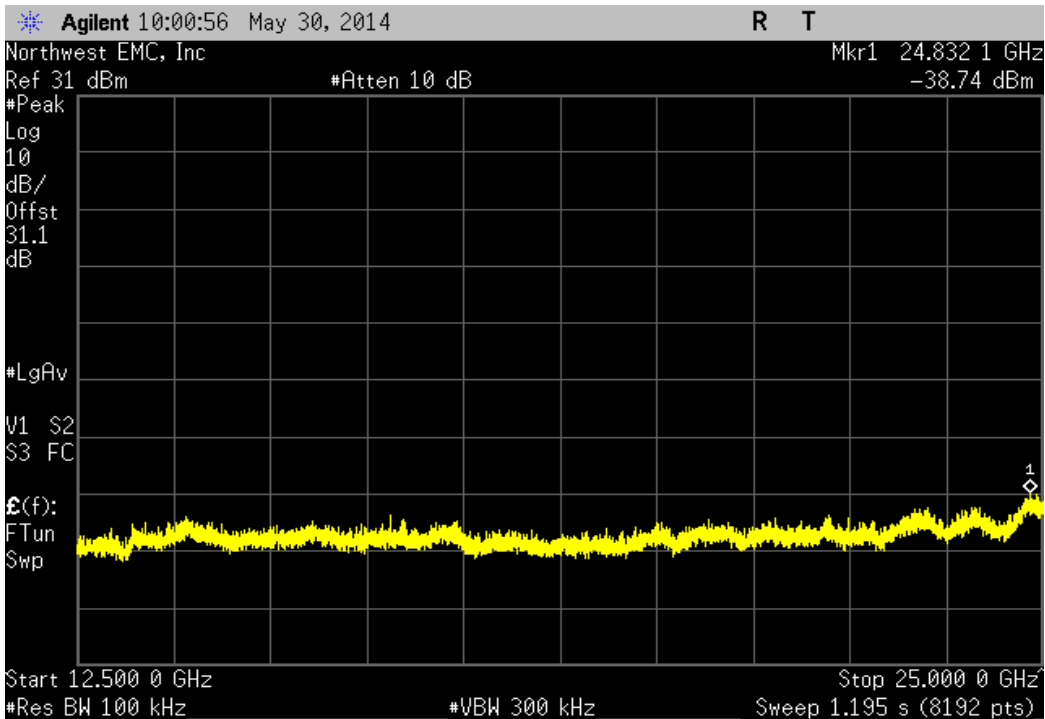
902 MHz - 928 MHz Band, 5MHz Bandwidth , Modulation Type, DBPSK., High Channel 31, 925MHz			
Frequency Range	Value	Limit	Result
Fundamental	N/A	N/A	N/A



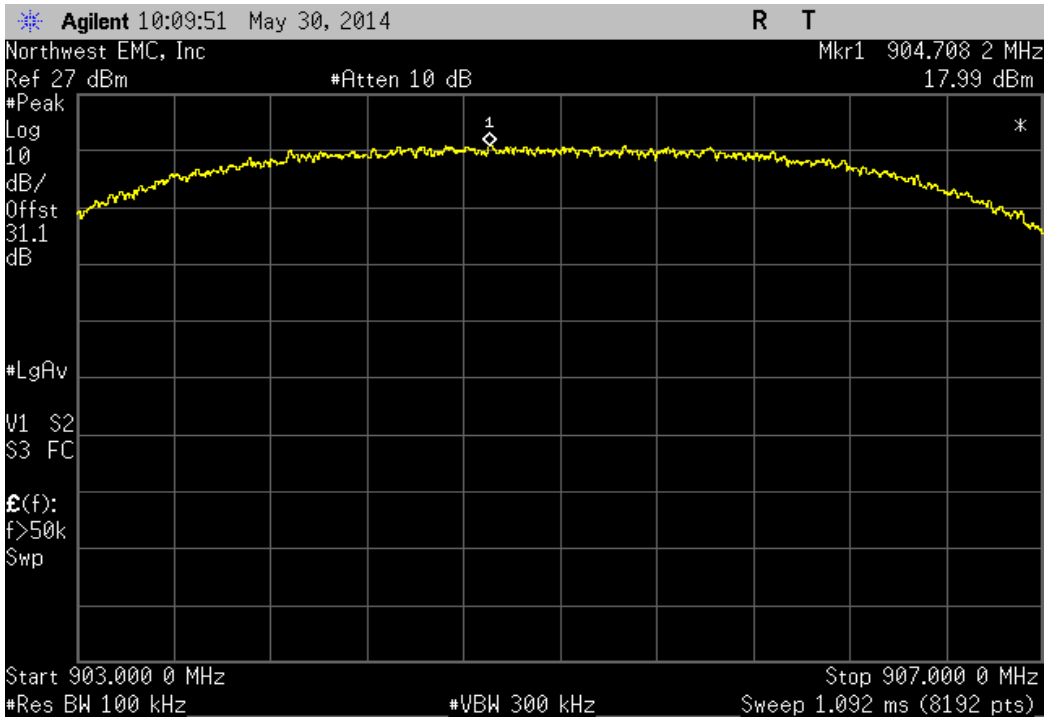
902 MHz - 928 MHz Band, 5MHz Bandwidth , Modulation Type, DBPSK., High Channel 31, 925MHz			
Frequency Range	Value	Limit	Result
30 MHz - 12.5 GHz	-47.92 dBc	≤ -20 dBc	Pass



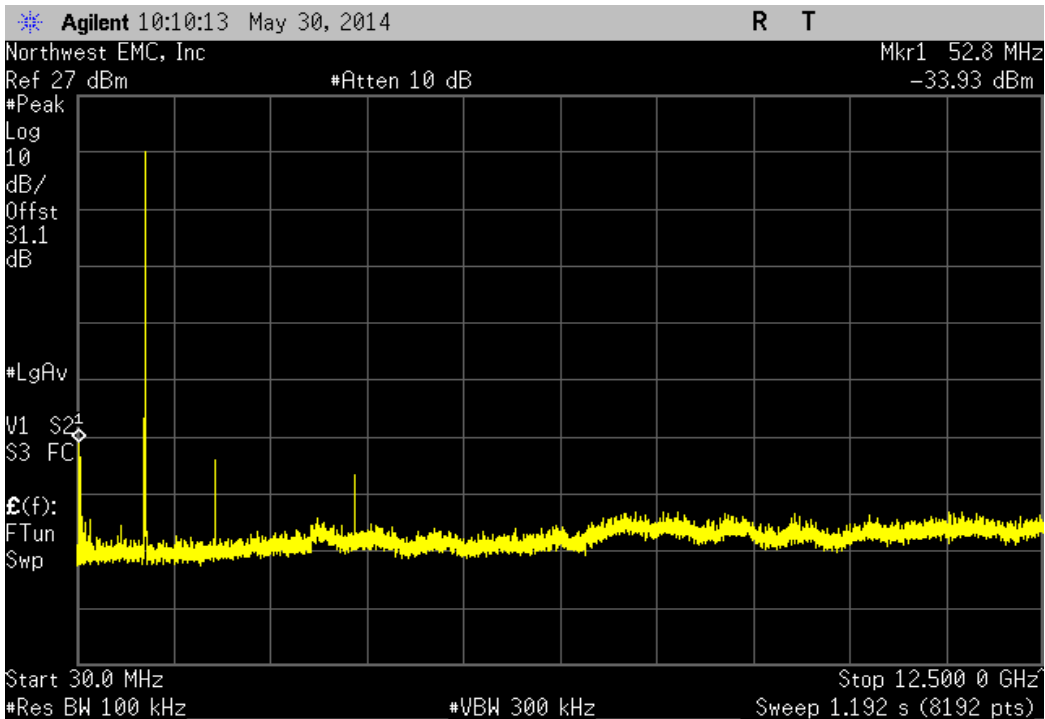
902 MHz - 928 MHz Band, 5MHz Bandwidth , Modulation Type, DBPSK., High Channel 31, 925MHz			
Frequency Range	Value	Limit	Result
12.5 GHz - 25 GHz	-57.23 dBc	≤ -20 dBc	Pass



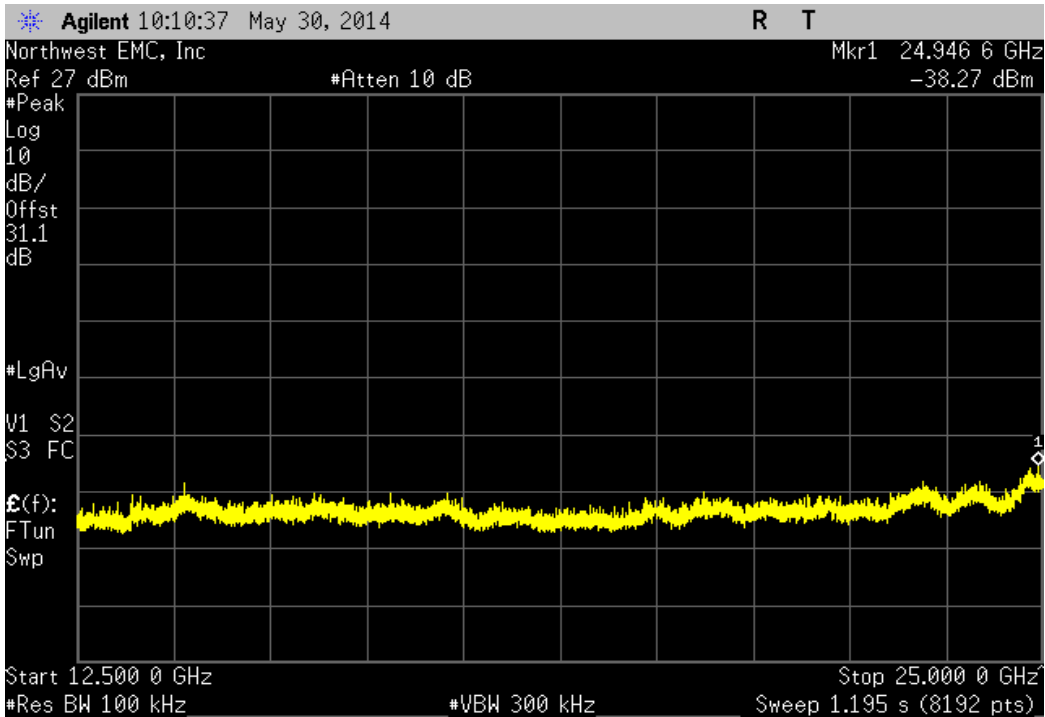
902 MHz - 928 MHz Band, 5MHz Bandwidth , Modulation Type, QPSK., Low Channal 11, 905MHz				
Frequency Range		Value	Limit	Result
Fundamental		N/A	N/A	N/A



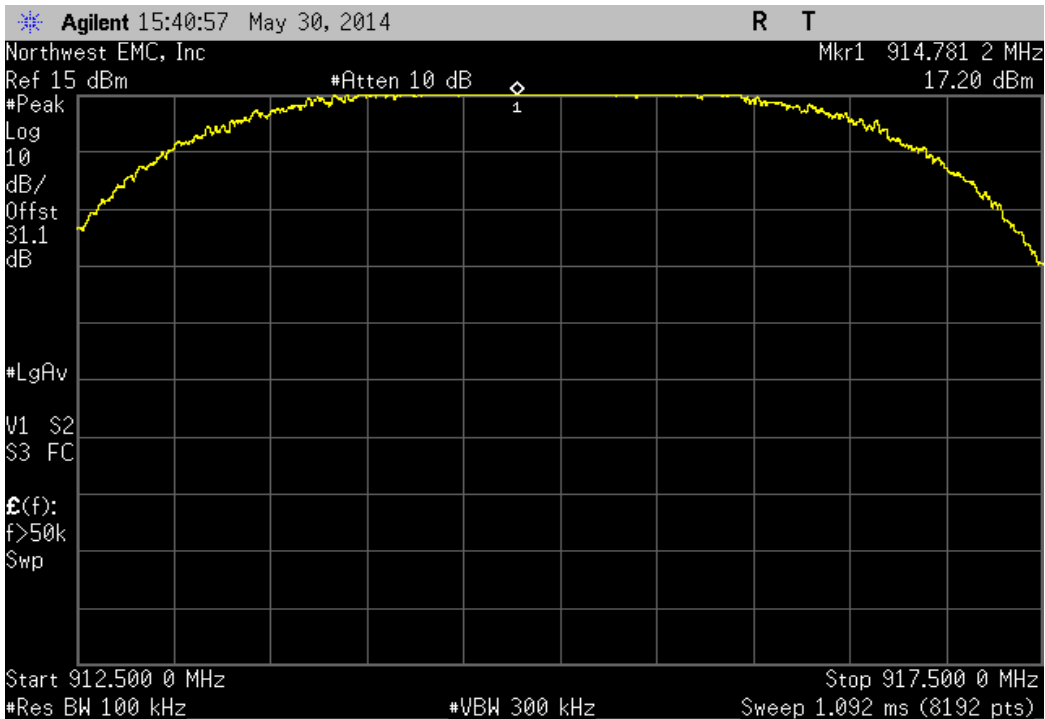
902 MHz - 928 MHz Band, 5MHz Bandwidth , Modulation Type, QPSK., Low Channal 11, 905MHz				
Frequency Range		Value	Limit	Result
30 MHz - 12.5 GHz		-51.92 dBc	≤ -20 dBc	Pass



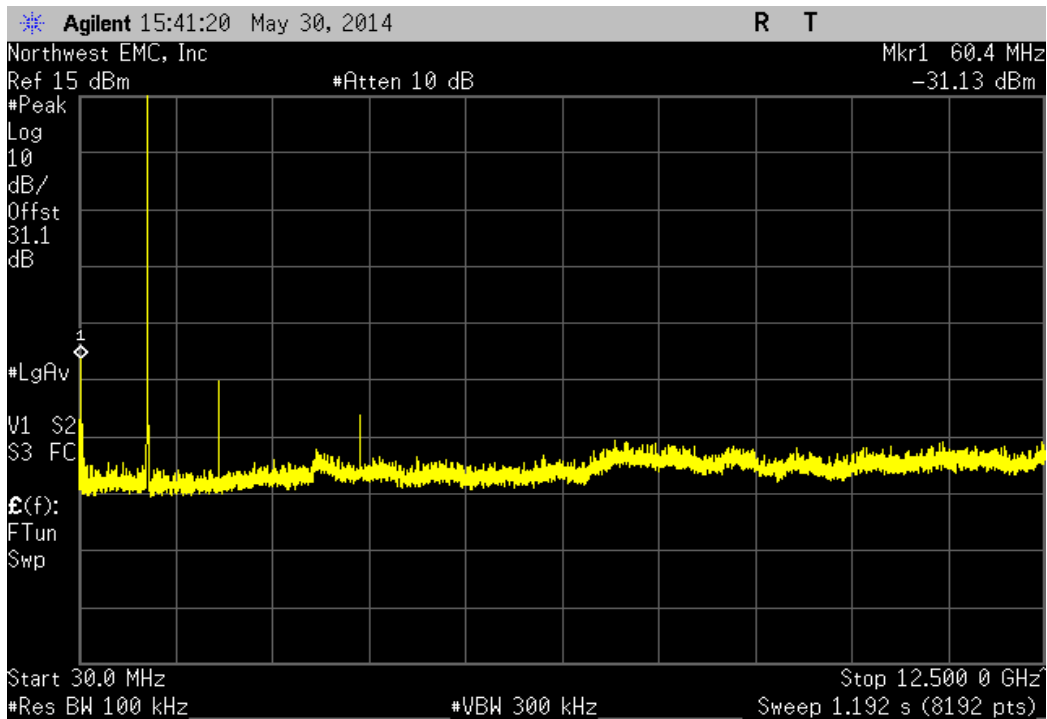
902 MHz - 928 MHz Band, 5MHz Bandwidth , Modulation Type, QPSK., Low Channel 11, 905MHz			
Frequency Range	Value	Limit	Result
12.5 GHz - 25 GHz	-56.26 dBc	≤ -20 dBc	Pass



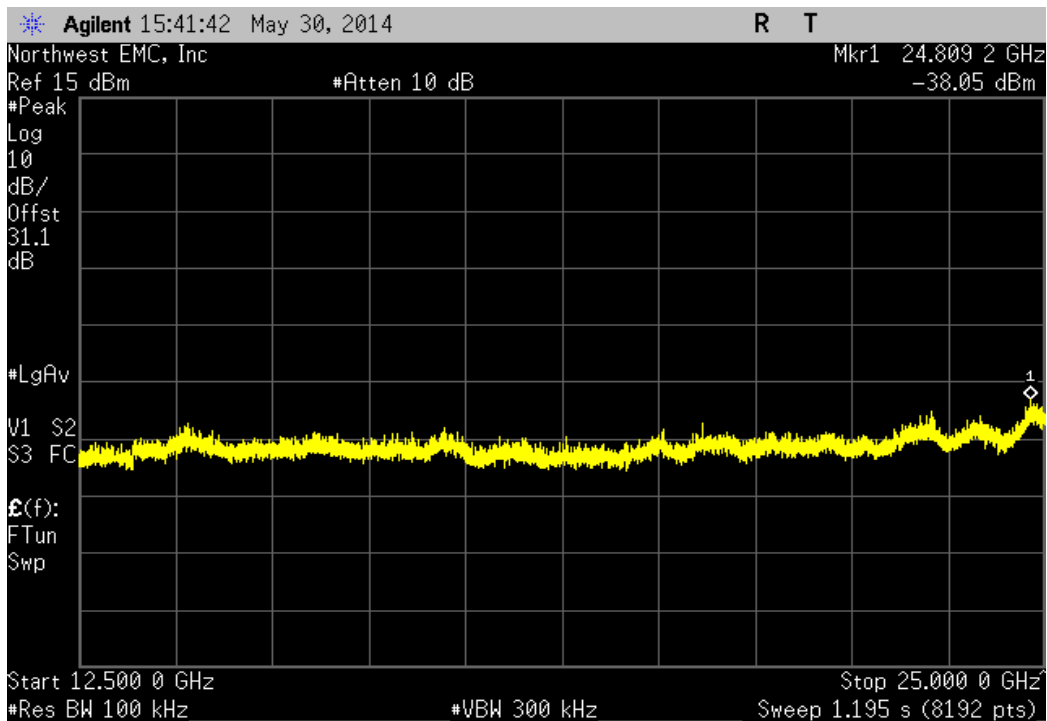
902 MHz - 928 MHz Band, 5MHz Bandwidth , Modulation Type, QPSK., Mid Channel 21, 915MHz			
Frequency Range	Value	Limit	Result
Fundamental	N/A	N/A	N/A



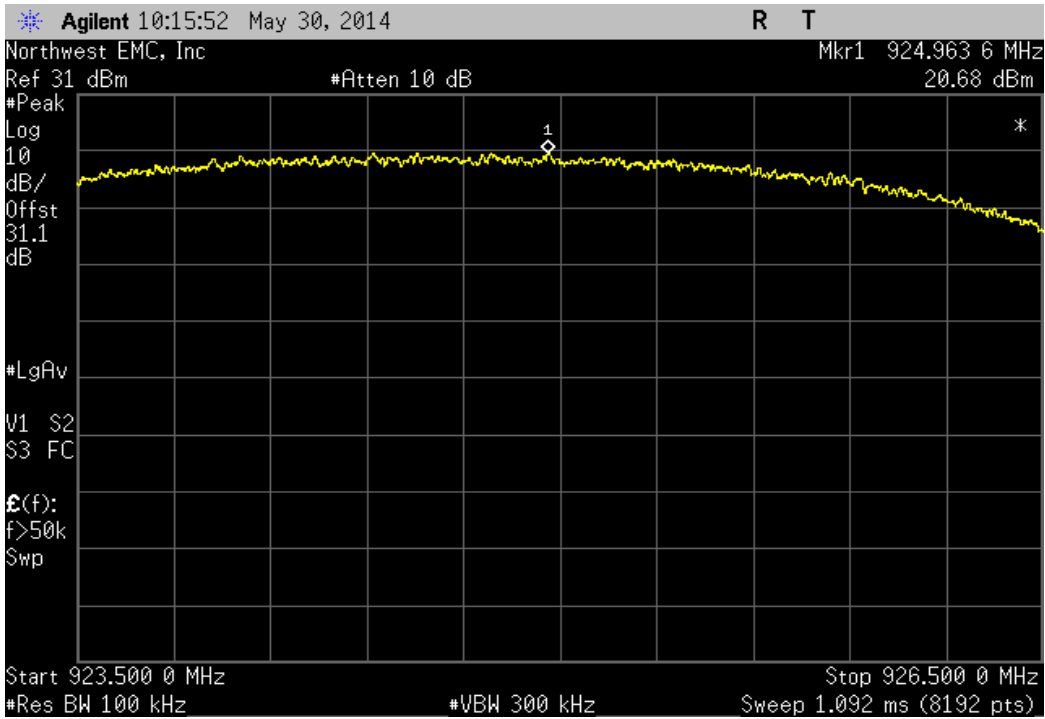
902 MHz - 928 MHz Band, 5MHz Bandwidth , Modulation Type, QPSK., Mid Channel 21, 915MHz			
Frequency Range	Value	Limit	Result
30 MHz - 12.5 GHz	-48.33 dBc	≤ -20 dBc	Pass



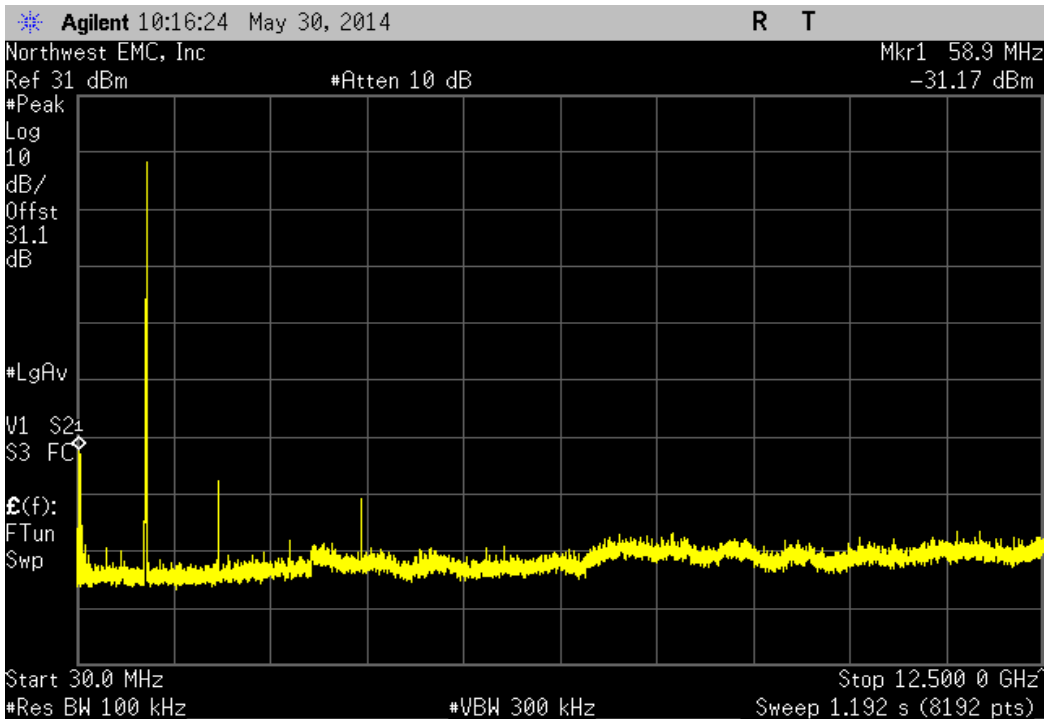
902 MHz - 928 MHz Band, 5MHz Bandwidth , Modulation Type, QPSK., Mid Channel 21, 915MHz			
Frequency Range	Value	Limit	Result
12.5 GHz - 25 GHz	-55.25 dBc	≤ -20 dBc	Pass



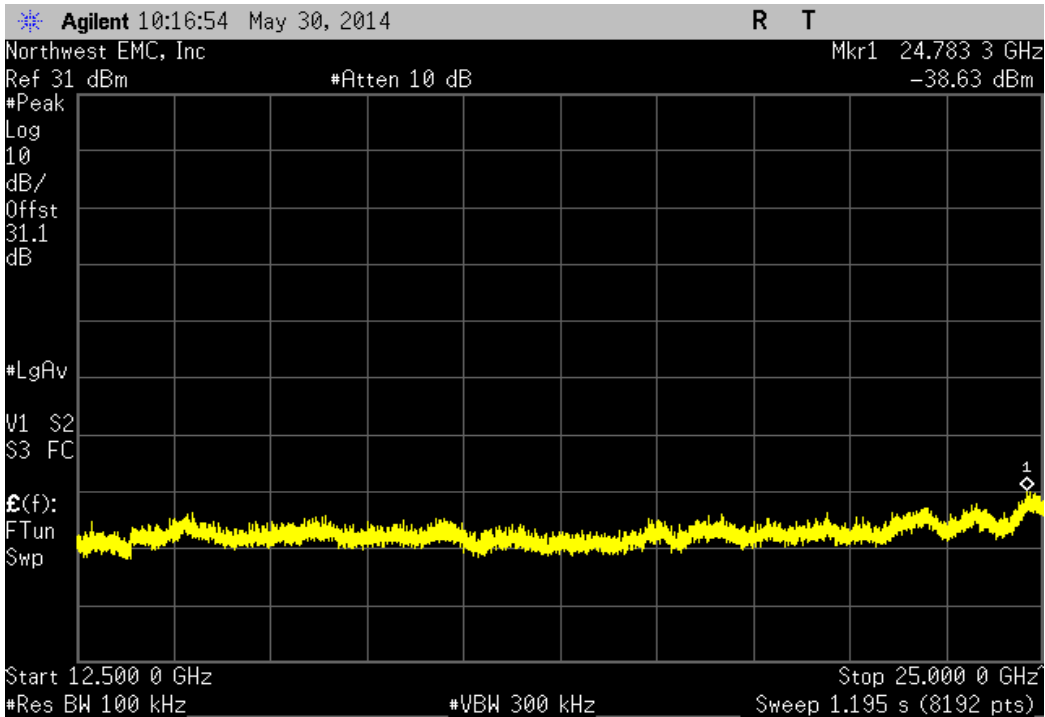
902 MHz - 928 MHz Band, 5MHz Bandwidth , Modulation Type, QPSK., High Channel 31, 925MHz				
Frequency Range		Value	Limit	Result
Fundamental		N/A	N/A	N/A



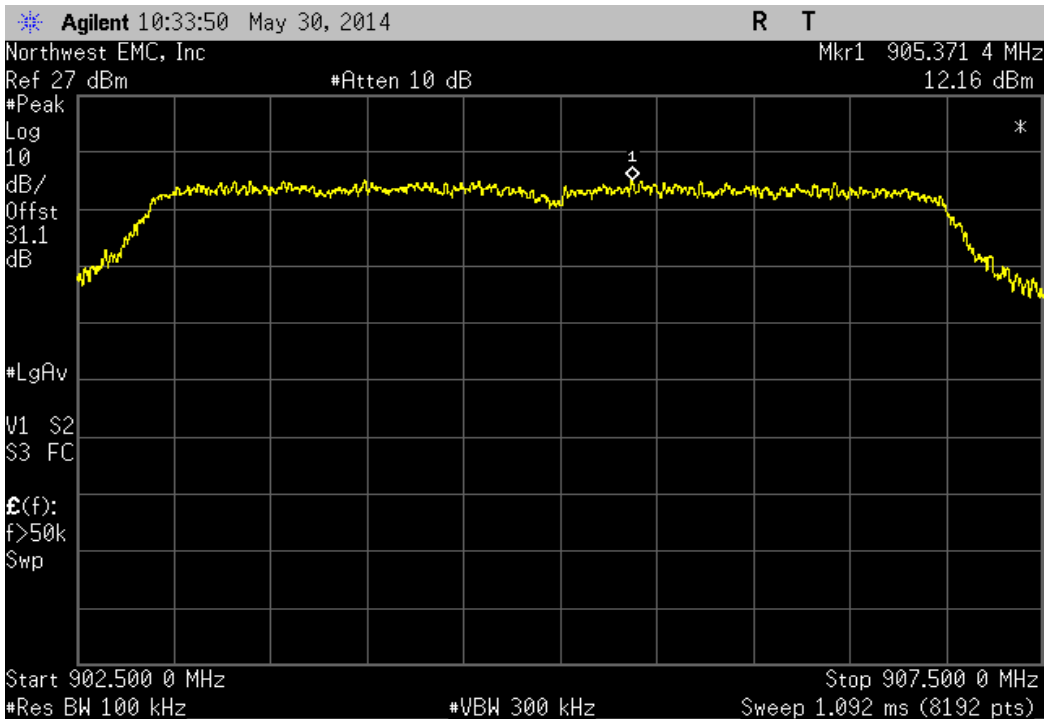
902 MHz - 928 MHz Band, 5MHz Bandwidth , Modulation Type, QPSK., High Channel 31, 925MHz				
Frequency Range		Value	Limit	Result
30 MHz - 12.5 GHz		-51.85 dBc	≤ -20 dBc	Pass



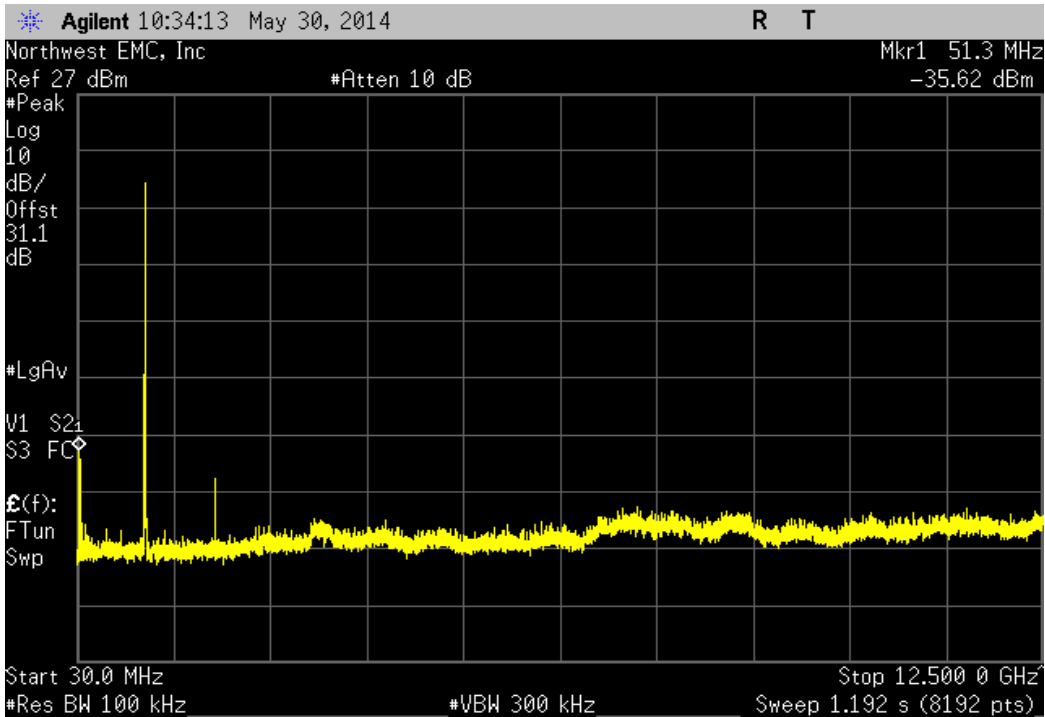
902 MHz - 928 MHz Band, 5MHz Bandwidth , Modulation Type, QPSK., High Channel 31, 925MHz			
Frequency Range	Value	Limit	Result
12.5 GHz - 25 GHz	-59.31 dBc	≤ -20 dBc	Pass



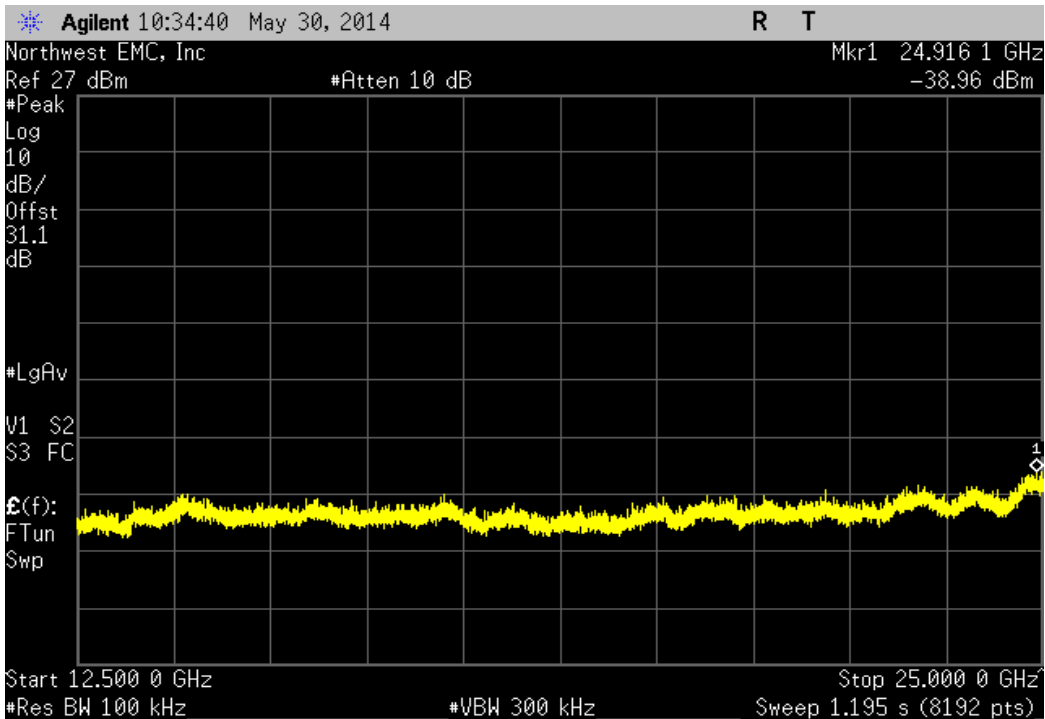
902 MHz - 928 MHz Band, 5MHz Bandwidth , Modulation Type, BPSK, Coding Rate, 1/2, Low Channel 11, 905MHz			
Frequency Range	Value	Limit	Result
Fundamental	N/A	N/A	N/A



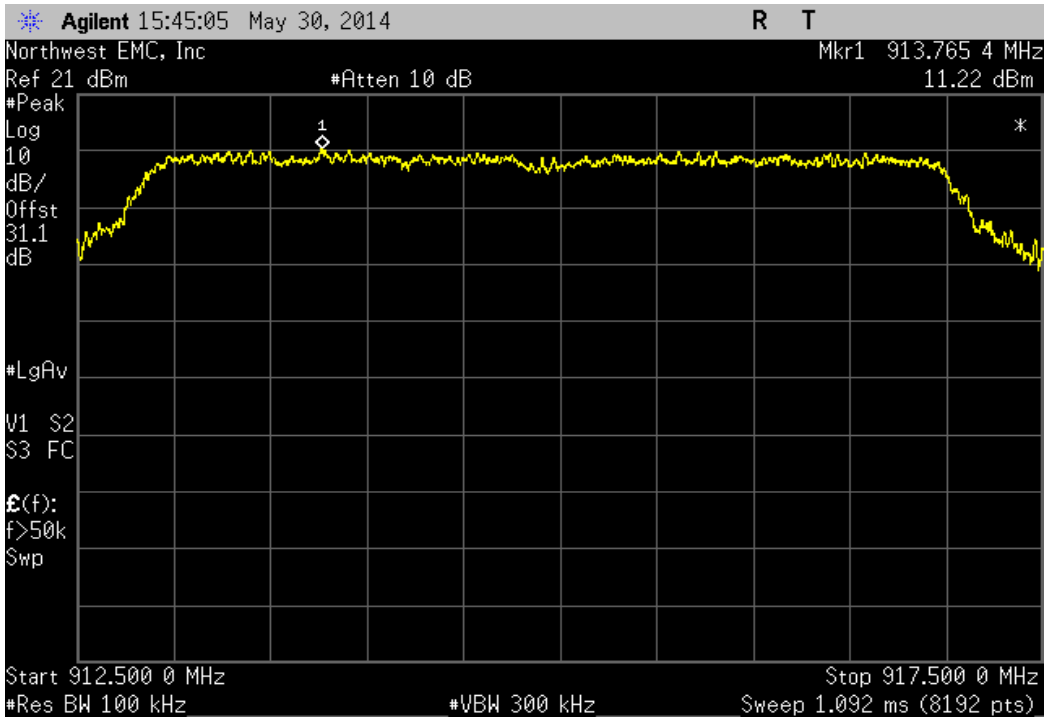
902 MHz - 928 MHz Band, 5MHz Bandwidth , Modulation Type, BPSK, Coding Rate, 1/2, Low Channel 11, 905MHz			
Frequency Range	Value	Limit	Result
30 MHz - 12.5 GHz	-47.78 dBc	≤ -20 dBc	Pass



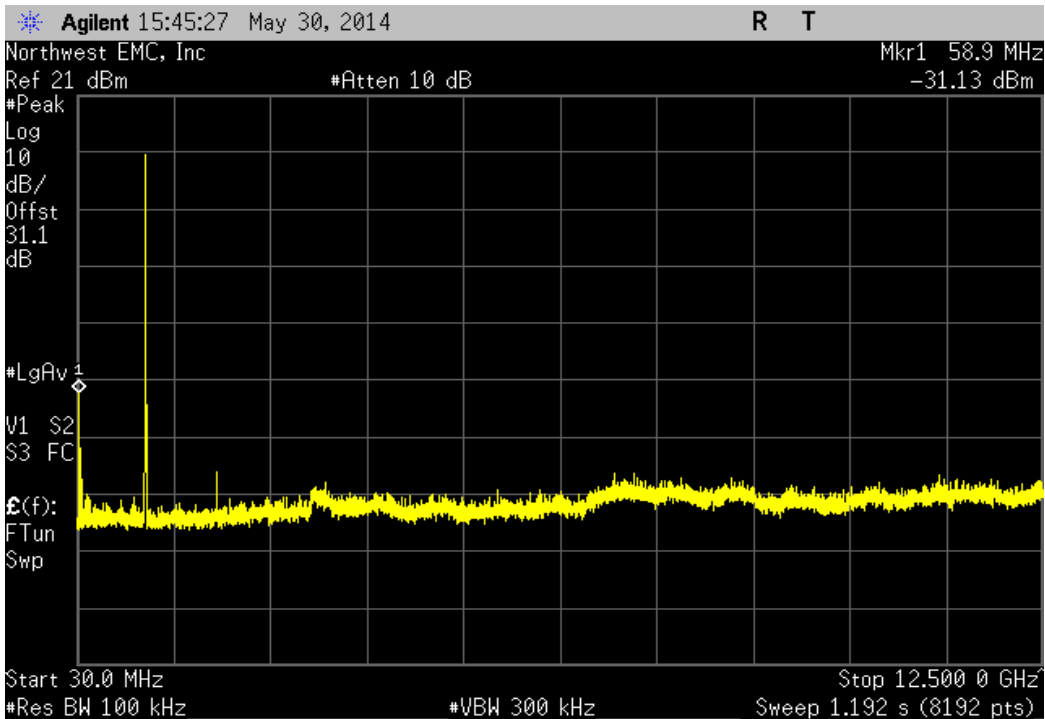
902 MHz - 928 MHz Band, 5MHz Bandwidth , Modulation Type, BPSK, Coding Rate, 1/2, Low Channel 11, 905MHz			
Frequency Range	Value	Limit	Result
12.5 GHz - 25 GHz	-51.12 dBc	≤ -20 dBc	Pass



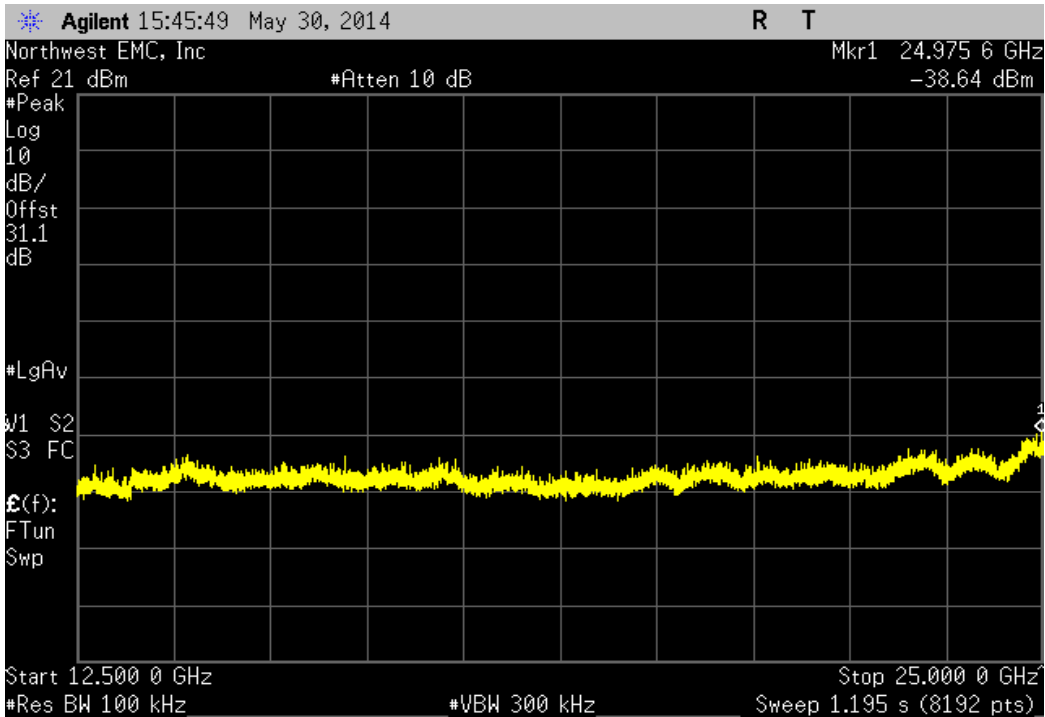
902 MHz - 928 MHz Band, 5MHz Bandwidth, Modulation Type, BPSK, Coding Rate, 1/2, Mid Channel 21, 915MHz				
Frequency Range		Value	Limit	Result
Fundamental		N/A	N/A	N/A



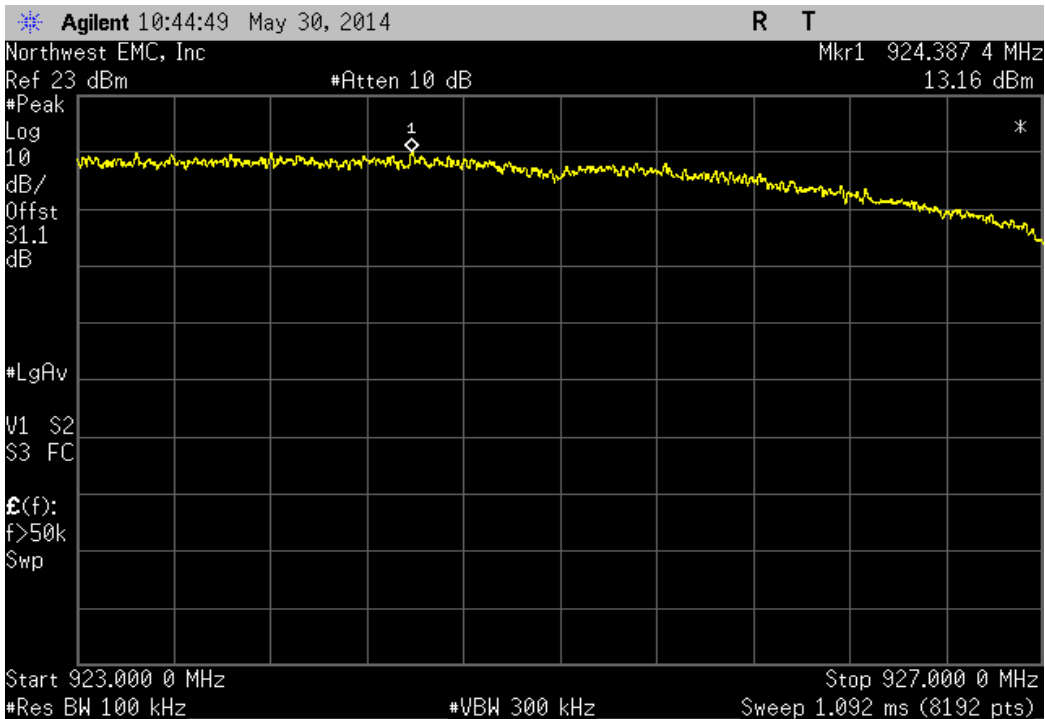
902 MHz - 928 MHz Band, 5MHz Bandwidth, Modulation Type, BPSK, Coding Rate, 1/2, Mid Channel 21, 915MHz				
Frequency Range		Value	Limit	Result
30 MHz - 12.5 GHz		-42.35 dBc	≤ -20 dBc	Pass



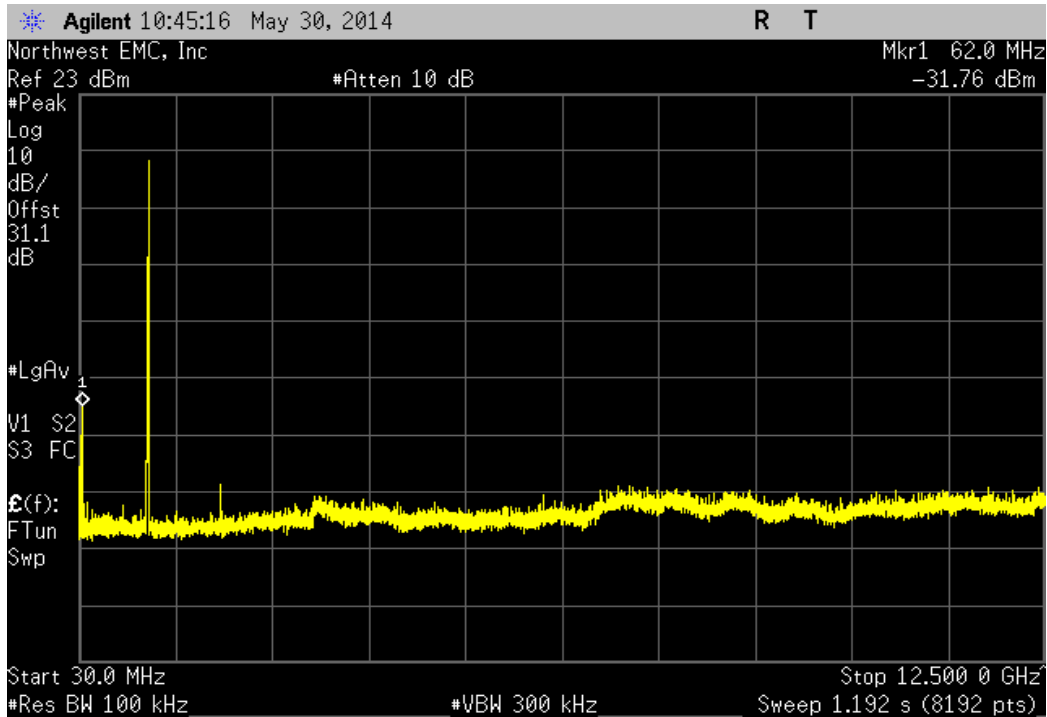
902 MHz - 928 MHz Band, 5MHz Bandwidth , Modulation Type, BPSK, Coding Rate, 1/2, Mid Channel 21, 915MHz			
Frequency Range	Value	Limit	Result
12.5 GHz - 25 GHz	-49.86 dBc	≤ -20 dBc	Pass



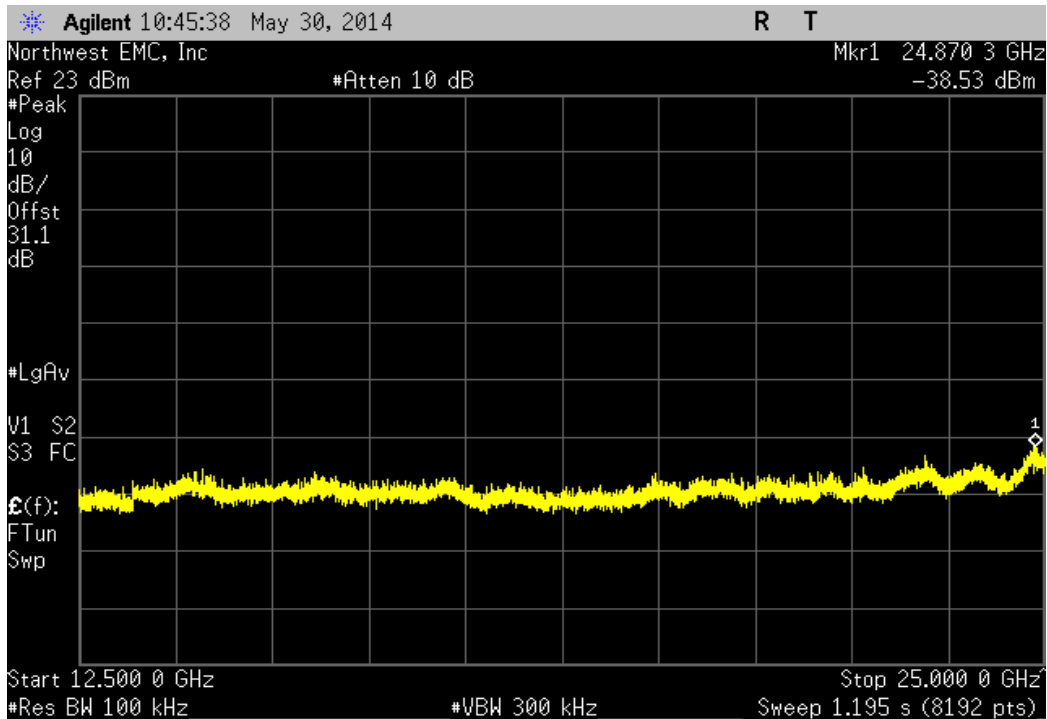
902 MHz - 928 MHz Band, 5MHz Bandwidth , Modulation Type, BPSK, Coding Rate, 1/2, High Channel 31, 925MHz			
Frequency Range	Value	Limit	Result
Fundamental	N/A	N/A	N/A



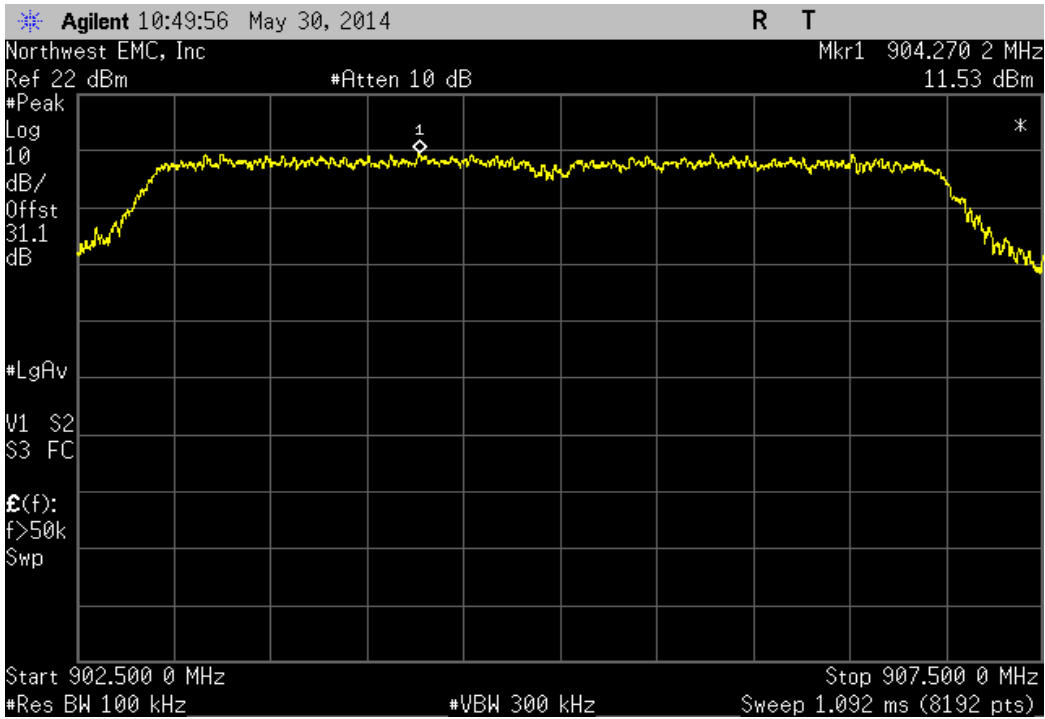
902 MHz - 928 MHz Band, 5MHz Bandwidth , Modulation Type, BPSK, Coding Rate, 1/2, High Channel 31, 925MHz			
Frequency Range	Value	Limit	Result
30 MHz - 12.5 GHz	-44.92 dBc	≤ -20 dBc	Pass



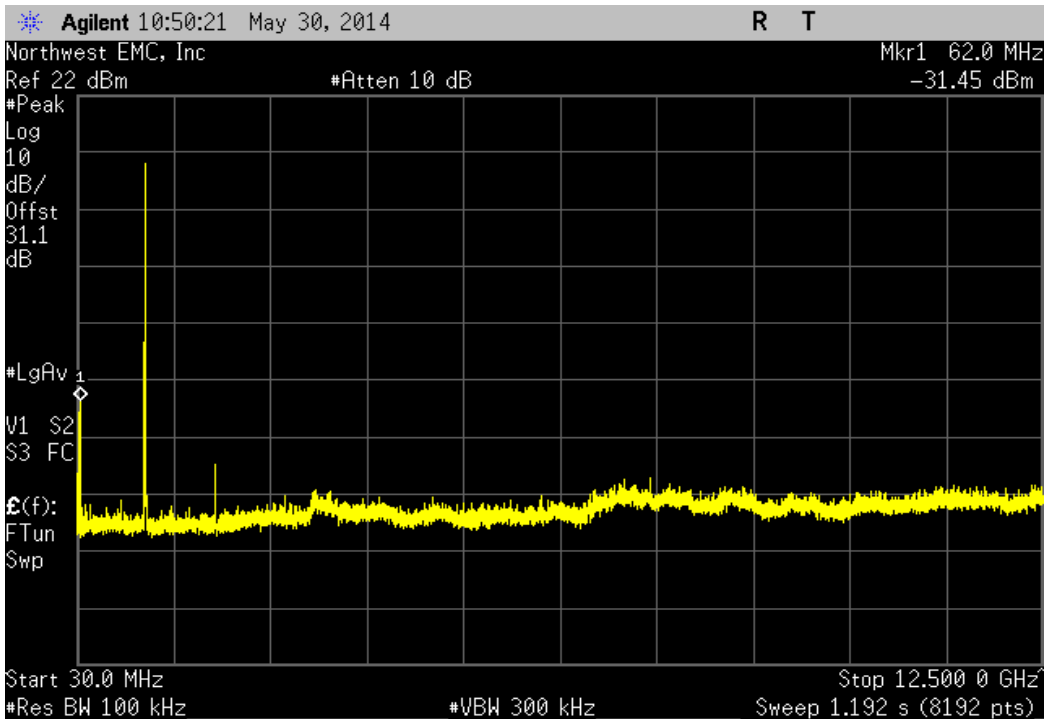
902 MHz - 928 MHz Band, 5MHz Bandwidth , Modulation Type, BPSK, Coding Rate, 1/2, High Channel 31, 925MHz			
Frequency Range	Value	Limit	Result
12.5 GHz - 25 GHz	-51.69 dBc	≤ -20 dBc	Pass



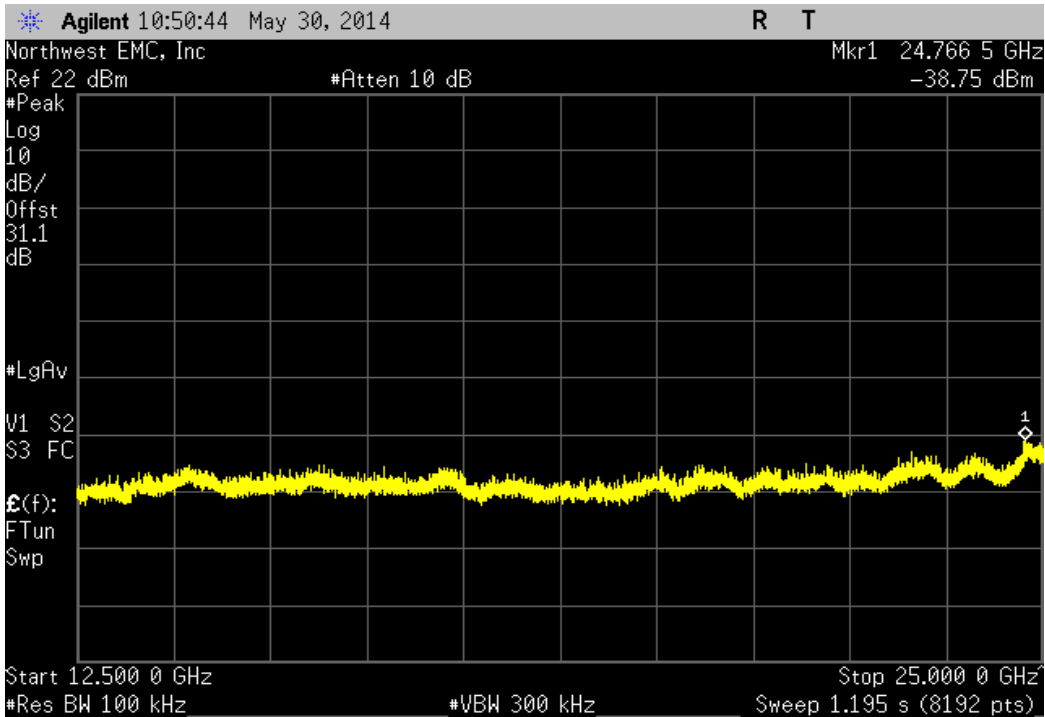
902 MHz - 928 MHz Band, 5MHz Bandwidth , Modulation Type, 16-QAM, Coding Rate, 3/4., Low Channal 11, 905MHz				
Frequency Range		Value	Limit	Result
Fundamental		N/A	N/A	N/A



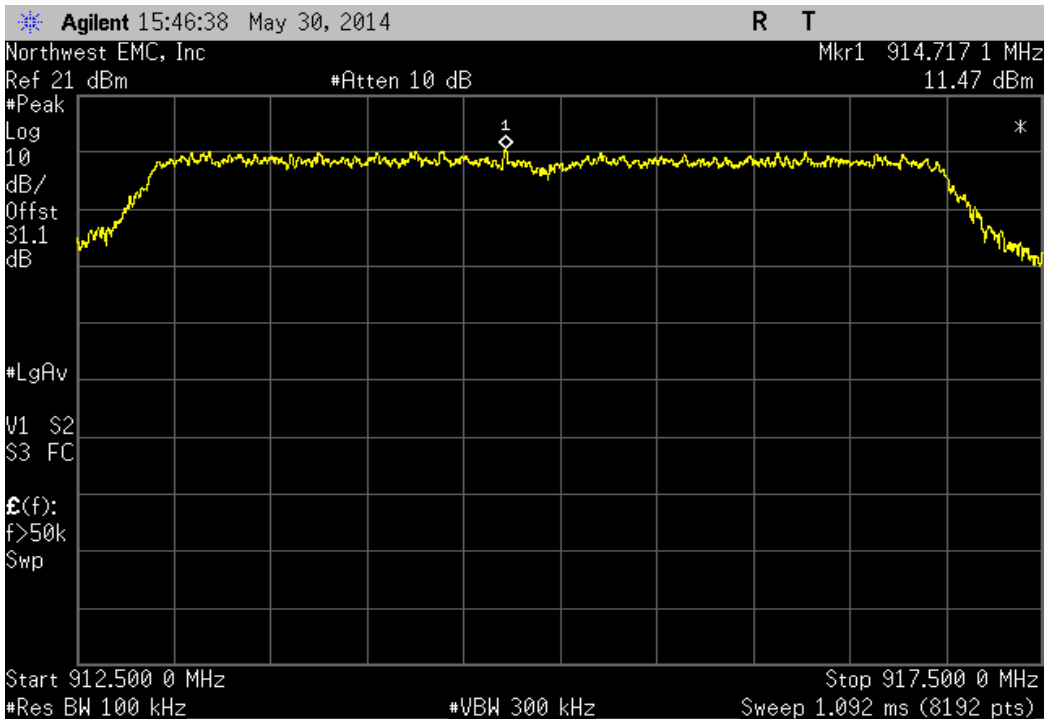
902 MHz - 928 MHz Band, 5MHz Bandwidth , Modulation Type, 16-QAM, Coding Rate, 3/4., Low Channal 11, 905MHz				
Frequency Range		Value	Limit	Result
30 MHz - 12.5 GHz		-42.99 dBc	≤ -20 dBc	Pass



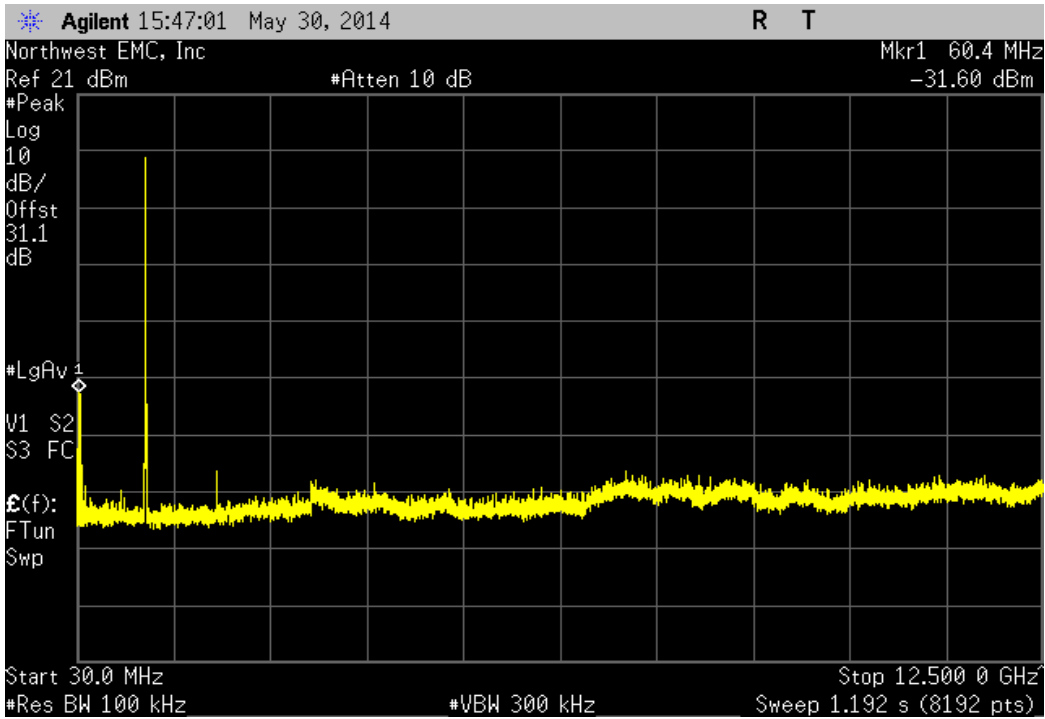
902 MHz - 928 MHz Band, 5MHz Bandwidth , Modulation Type, 16-QAM, Coding Rate, 3/4., Low Channal 11, 905MHz			
Frequency Range	Value	Limit	Result
12.5 GHz - 25 GHz	-50.29 dBc	≤ -20 dBc	Pass



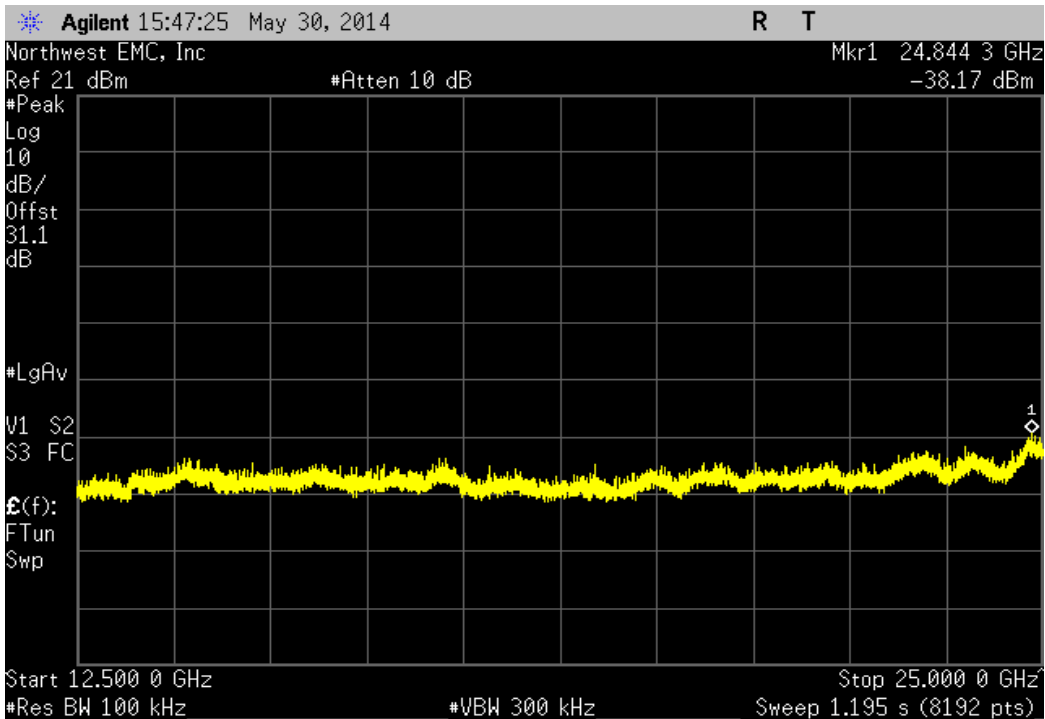
902 MHz - 928 MHz Band, 5MHz Bandwidth , Modulation Type, 16-QAM, Coding Rate, 3/4., Mid Channel 21, 915MHz			
Frequency Range	Value	Limit	Result
Fundamental	N/A	N/A	N/A



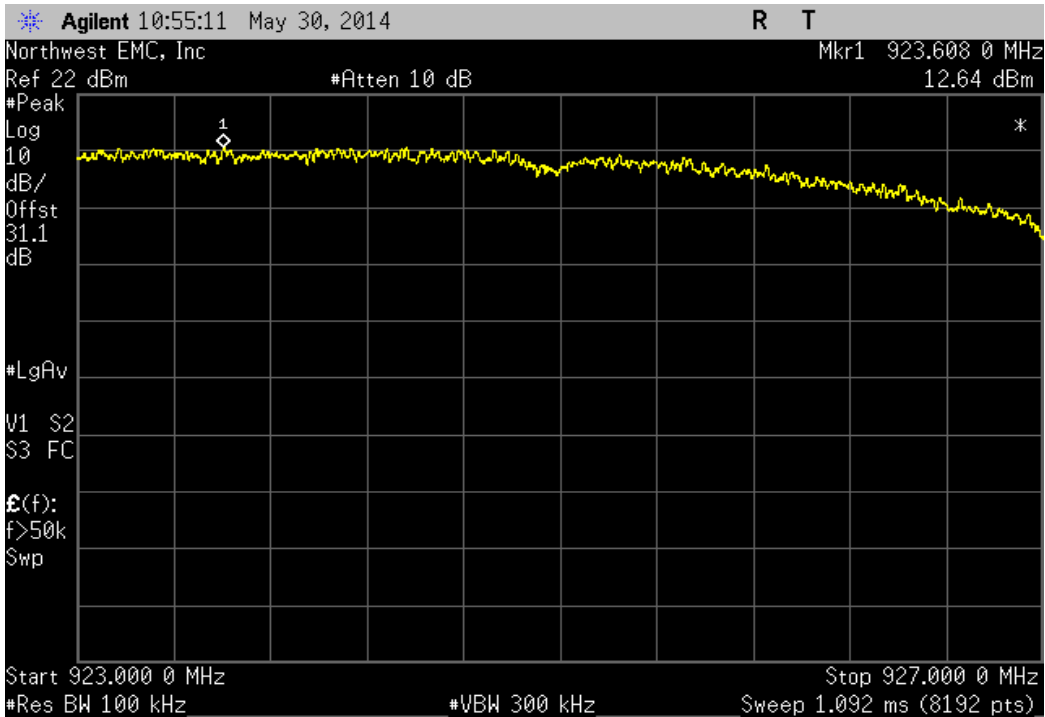
902 MHz - 928 MHz Band, 5MHz Bandwidth , Modulation Type, 16-QAM, Coding Rate, 3/4., Mid Channel 21, 915MHz			
Frequency Range	Value	Limit	Result
30 MHz - 12.5 GHz	-43.07 dBc	≤ -20 dBc	Pass



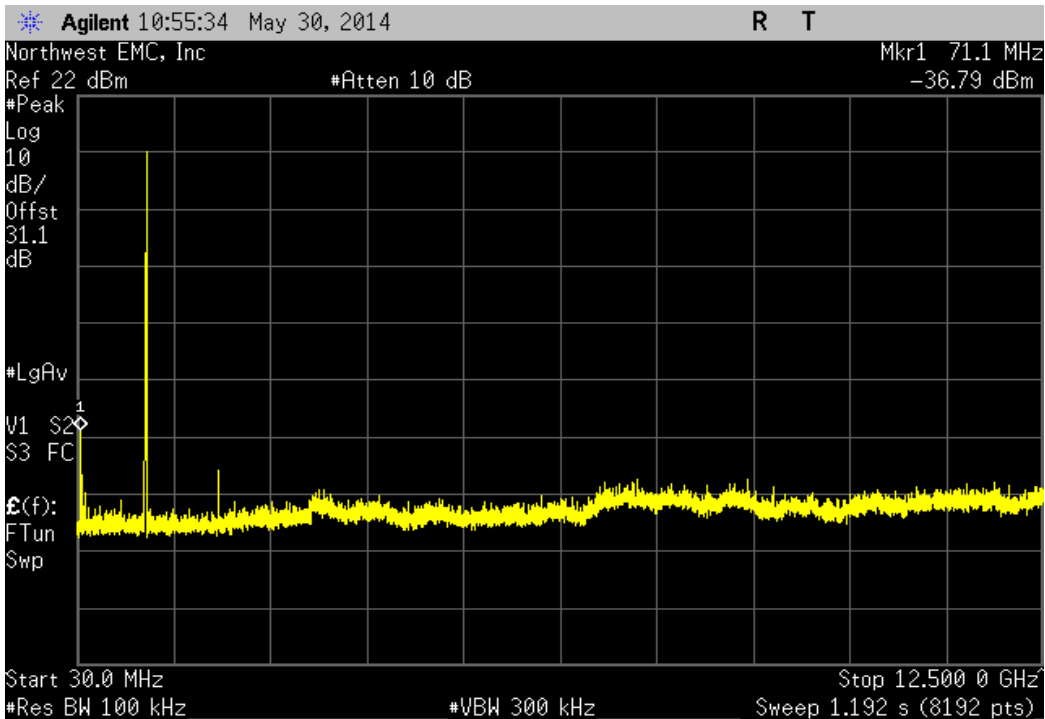
902 MHz - 928 MHz Band, 5MHz Bandwidth , Modulation Type, 16-QAM, Coding Rate, 3/4., Mid Channel 21, 915MHz			
Frequency Range	Value	Limit	Result
12.5 GHz - 25 GHz	-49.64 dBc	≤ -20 dBc	Pass



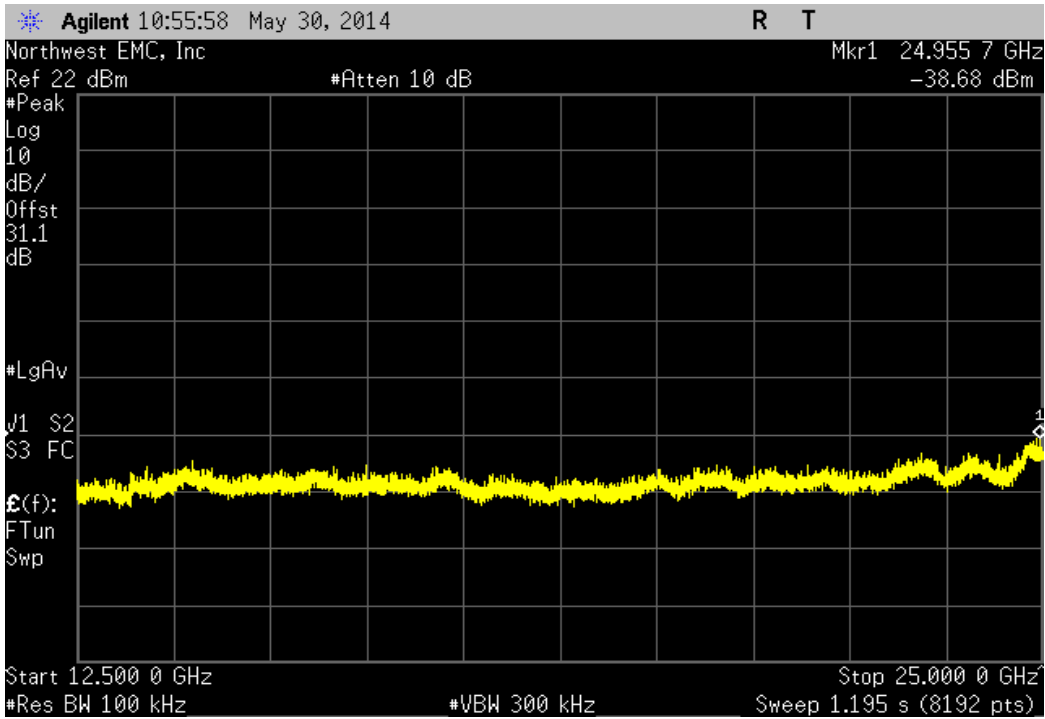
902 MHz - 928 MHz Band, 5MHz Bandwidth , Modulation Type, 16-QAM, Coding Rate, 3/4., High Channel 31, 925MHz				
Frequency Range		Value	Limit	Result
Fundamental		N/A	N/A	N/A



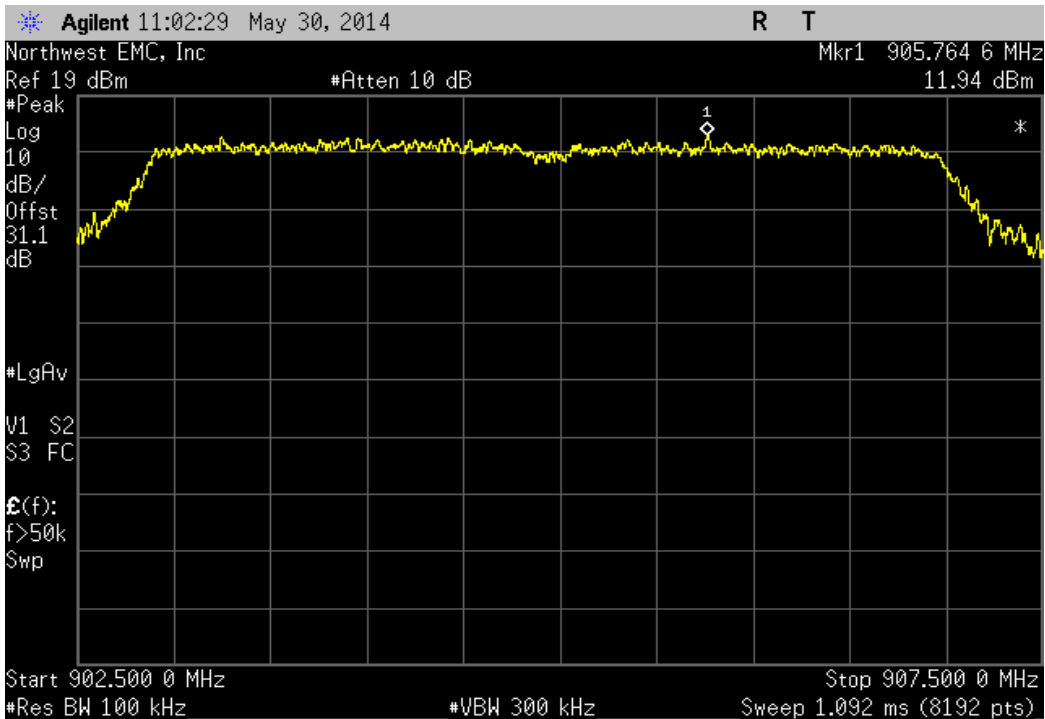
902 MHz - 928 MHz Band, 5MHz Bandwidth , Modulation Type, 16-QAM, Coding Rate, 3/4., High Channel 31, 925MHz				
Frequency Range		Value	Limit	Result
30 MHz - 12.5 GHz		-49.43 dBc	≤ -20 dBc	Pass



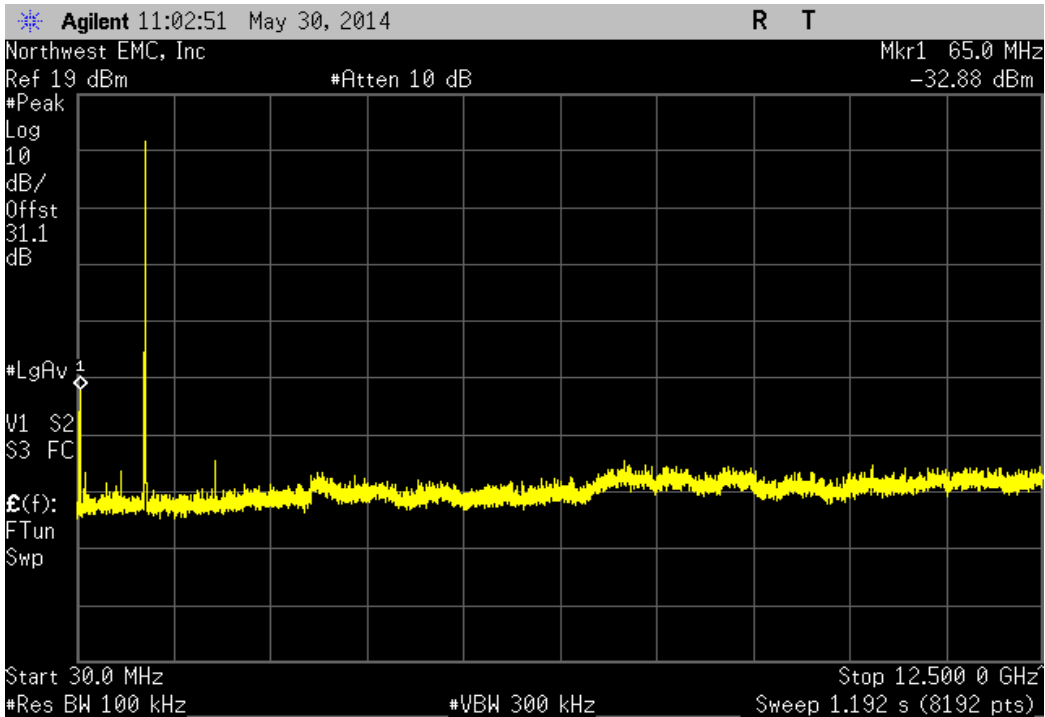
902 MHz - 928 MHz Band, 5MHz Bandwidth , Modulation Type, 16-QAM, Coding Rate, 3/4., High Channel 31, 925MHz			
Frequency Range	Value	Limit	Result
12.5 GHz - 25 GHz	-51.32 dBc	≤ -20 dBc	Pass



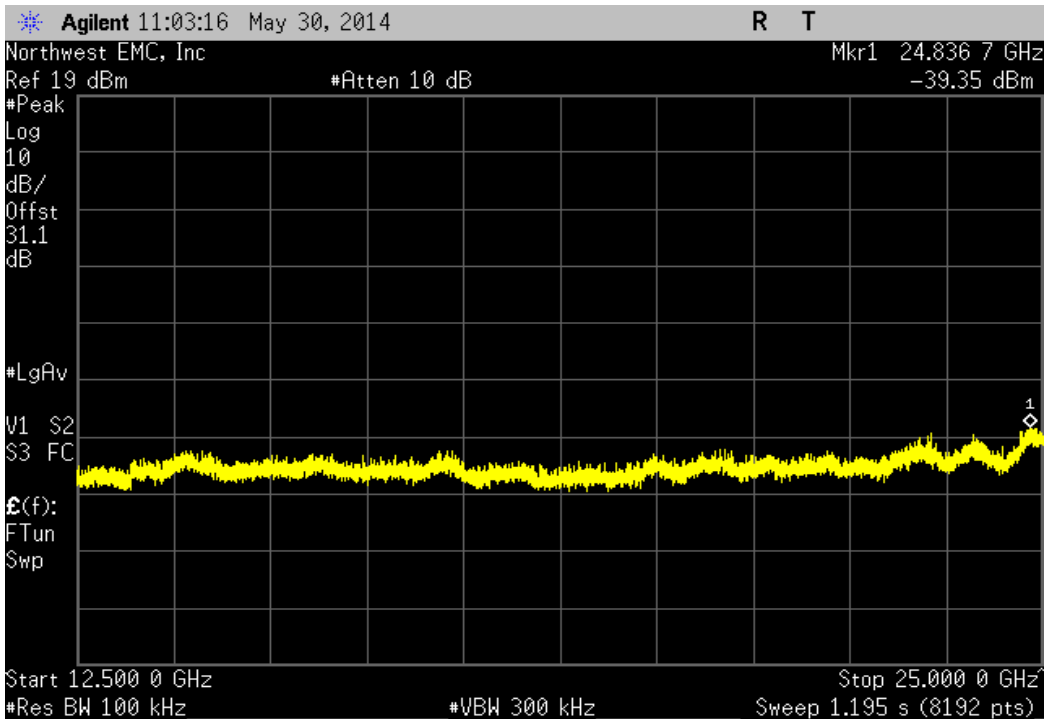
902 MHz - 928 MHz Band, 5MHz Bandwidth , Modulation Type, 64-QAM, Coding Rate, 3/4., Low Channel 11, 905MHz			
Frequency Range	Value	Limit	Result
Fundamental	N/A	N/A	N/A



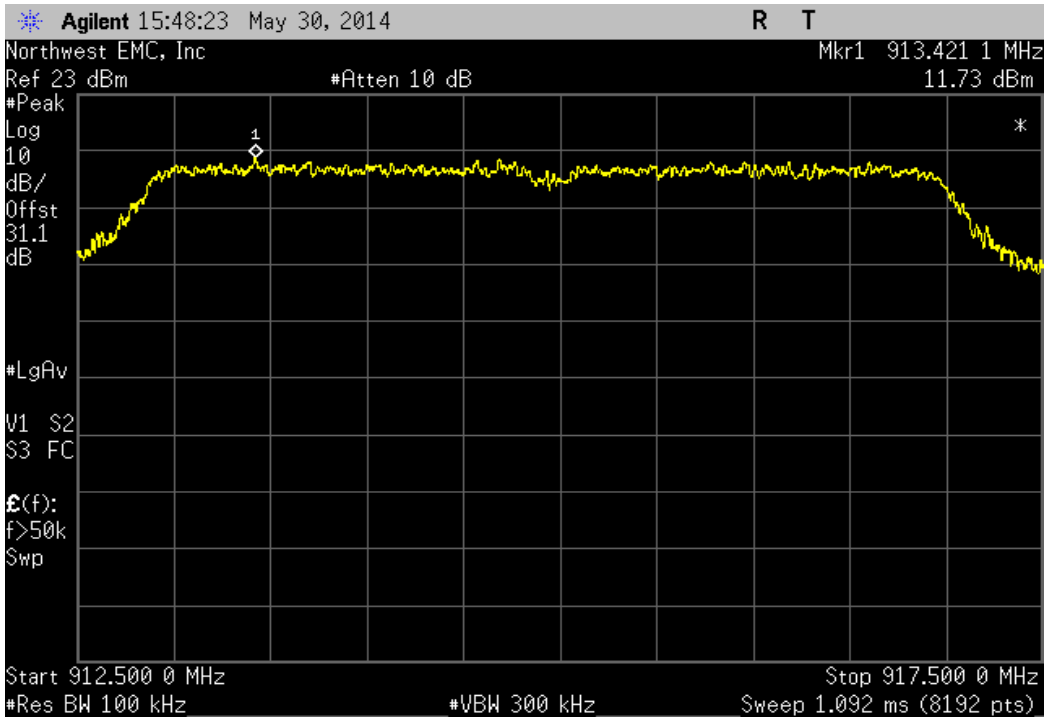
902 MHz - 928 MHz Band, 5MHz Bandwidth , Modulation Type, 64-QAM, Coding Rate, 3/4., Low Channal 11, 905MHz			
Frequency Range	Value	Limit	Result
30 MHz - 12.5 GHz	-44.82 dBc	≤ -20 dBc	Pass



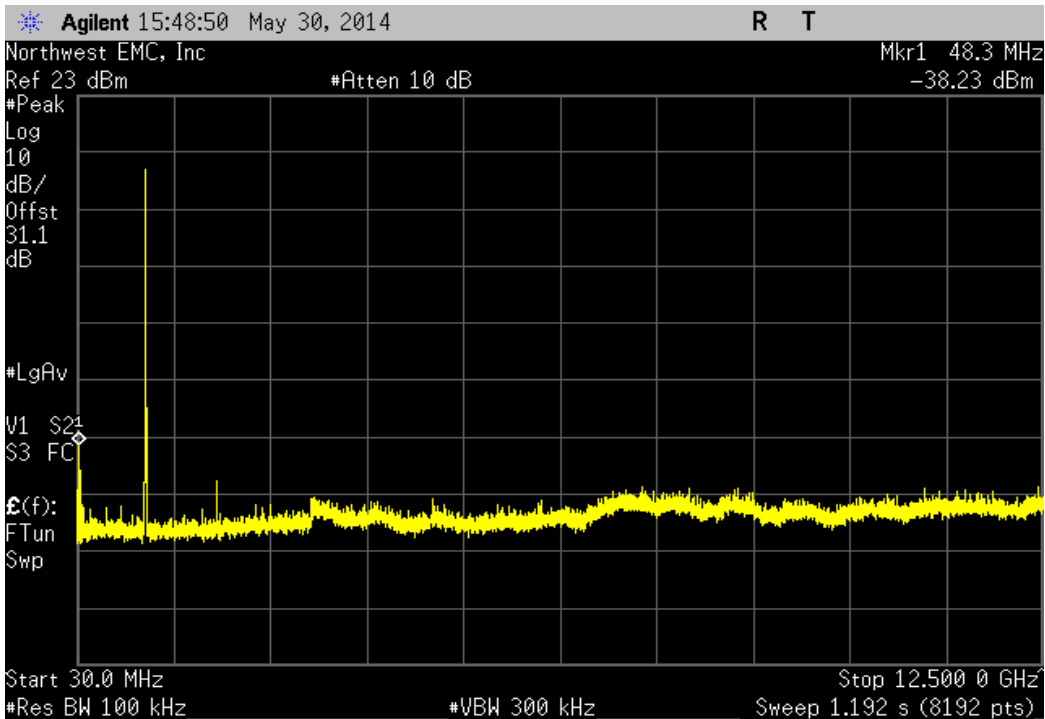
902 MHz - 928 MHz Band, 5MHz Bandwidth , Modulation Type, 64-QAM, Coding Rate, 3/4., Low Channal 11, 905MHz			
Frequency Range	Value	Limit	Result
12.5 GHz - 25 GHz	-51.29 dBc	≤ -20 dBc	Pass



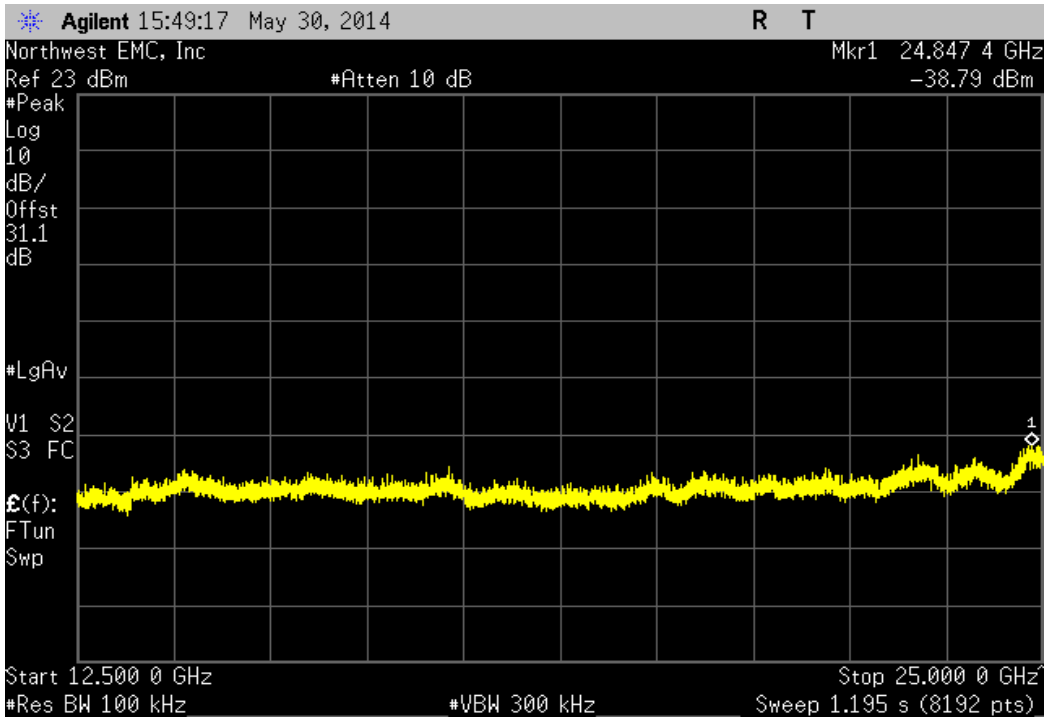
902 MHz - 928 MHz Band, 5MHz Bandwidth , Modulation Type, 64-QAM, Coding Rate, 3/4., Mid Channel 21, 915MHz				
Frequency Range		Value	Limit	Result
Fundamental		N/A	N/A	N/A



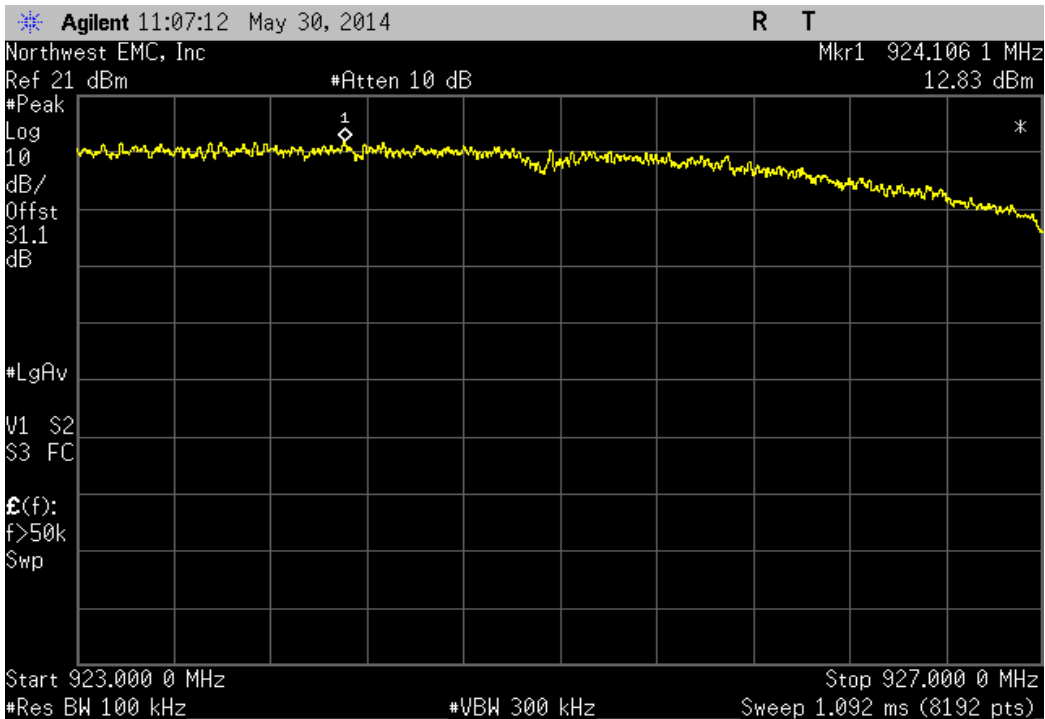
902 MHz - 928 MHz Band, 5MHz Bandwidth , Modulation Type, 64-QAM, Coding Rate, 3/4., Mid Channel 21, 915MHz				
Frequency Range		Value	Limit	Result
30 MHz - 12.5 GHz		-49.96 dBc	≤ -20 dBc	Pass



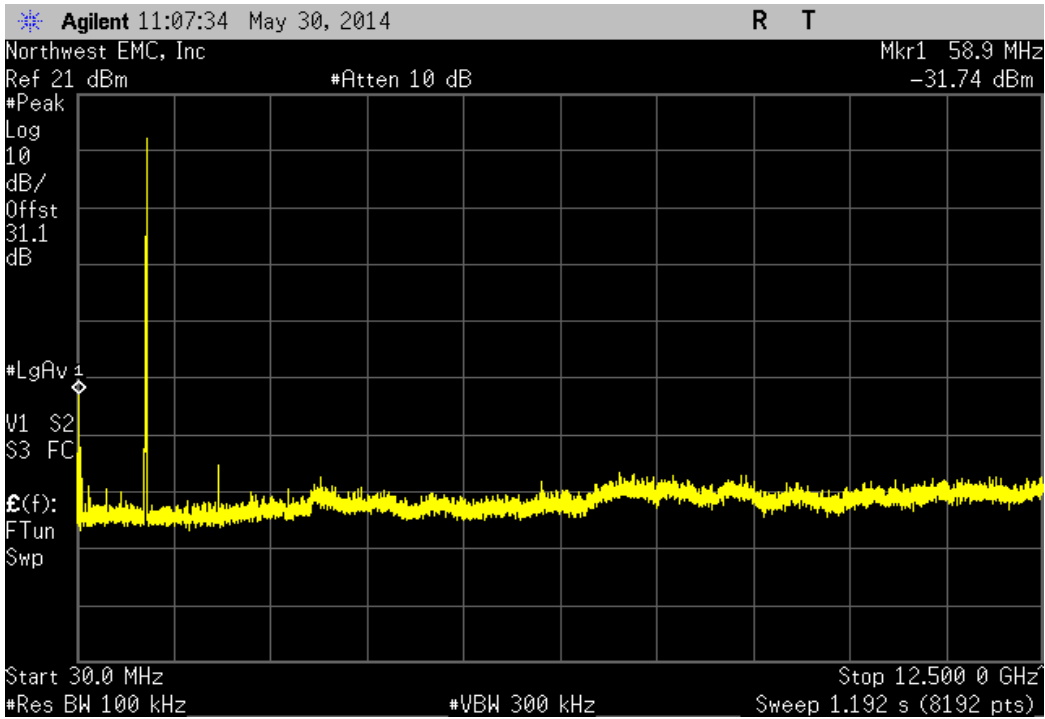
902 MHz - 928 MHz Band, 5MHz Bandwidth , Modulation Type, 64-QAM, Coding Rate, 3/4., Mid Channel 21, 915MHz			
Frequency Range	Value	Limit	Result
12.5 GHz - 25 GHz	-50.52 dBc	≤ -20 dBc	Pass



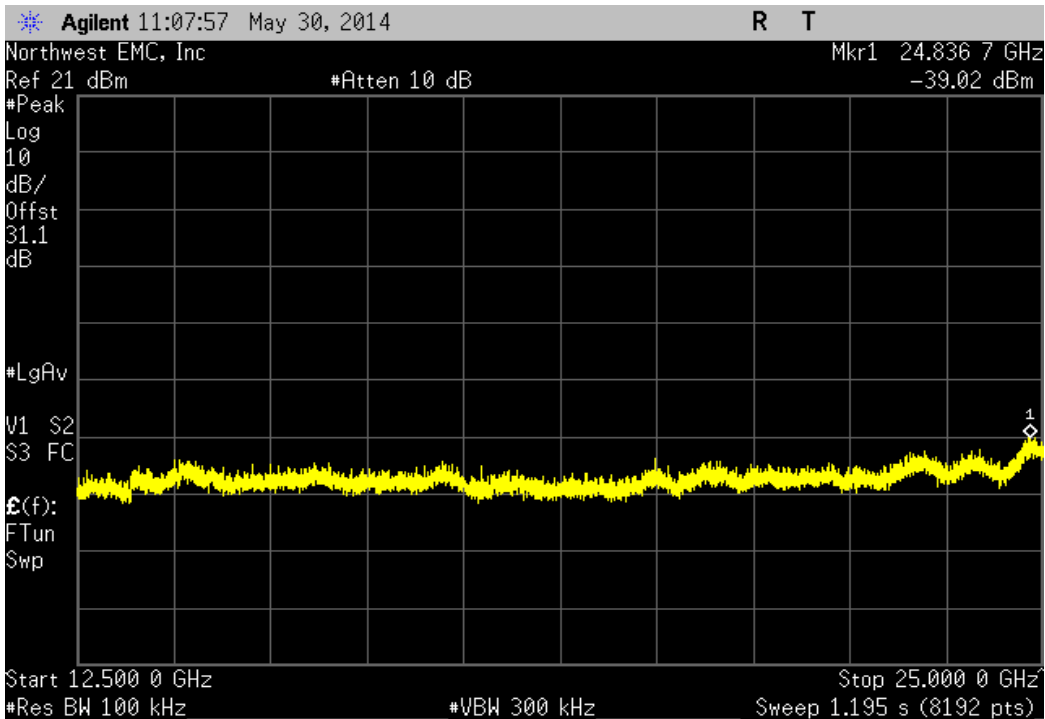
902 MHz - 928 MHz Band, 5MHz Bandwidth , Modulation Type, 64-QAM, Coding Rate, 3/4., High Channel 31, 925MHz			
Frequency Range	Value	Limit	Result
Fundamental	N/A	N/A	N/A



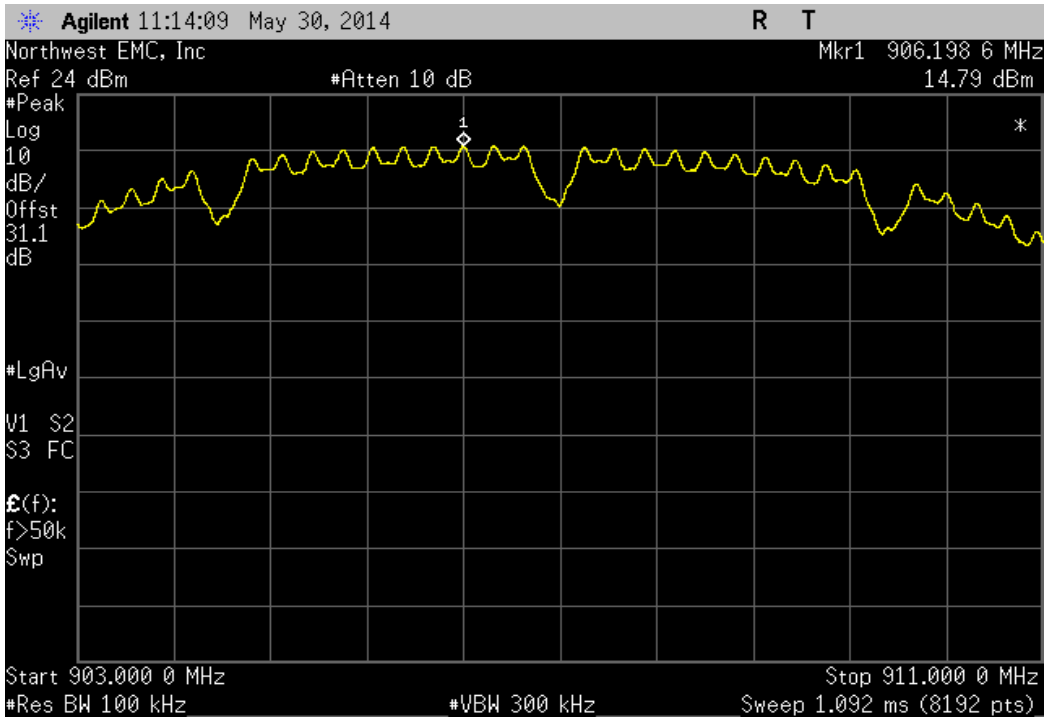
902 MHz - 928 MHz Band, 5MHz Bandwidth , Modulation Type, 64-QAM, Coding Rate, 3/4., High Channel 31, 925MHz			
Frequency Range	Value	Limit	Result
30 MHz - 12.5 GHz	-44.57 dBc	≤ -20 dBc	Pass



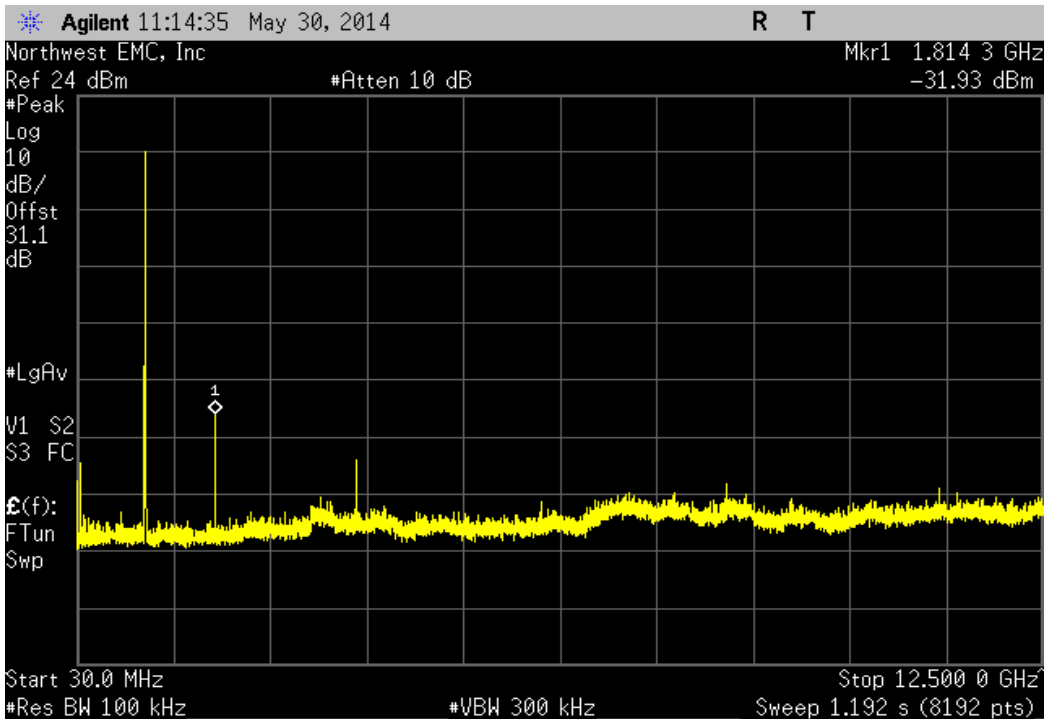
902 MHz - 928 MHz Band, 5MHz Bandwidth , Modulation Type, 64-QAM, Coding Rate, 3/4., High Channel 31, 925MHz			
Frequency Range	Value	Limit	Result
12.5 GHz - 25 GHz	-51.85 dBc	≤ -20 dBc	Pass



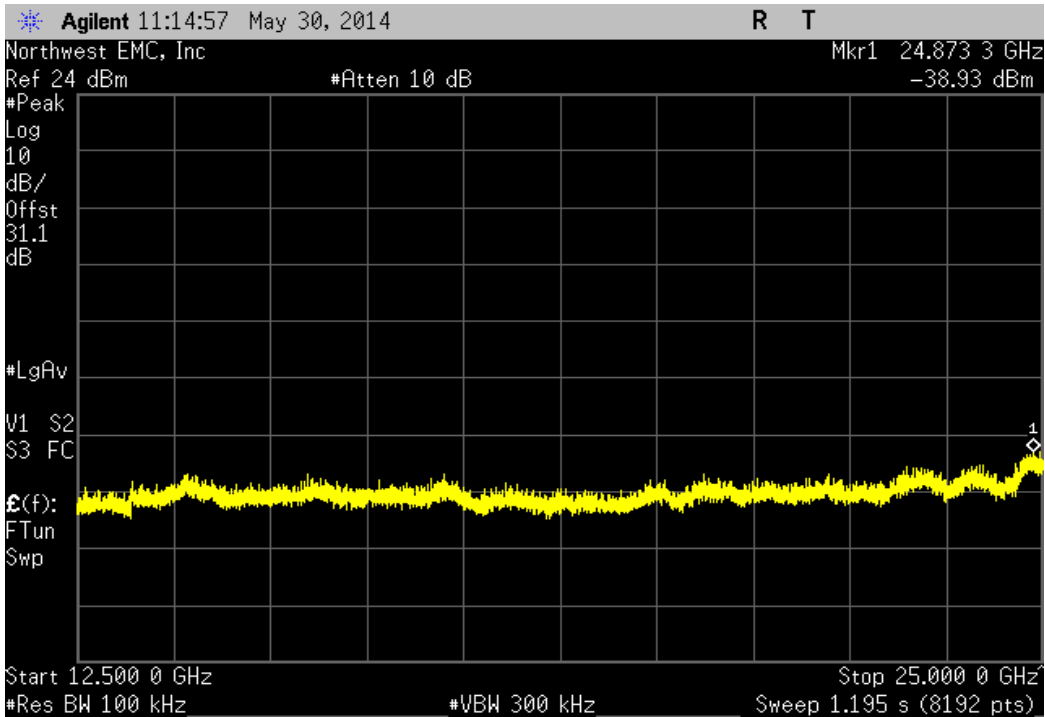
902 MHz - 928 MHz Band, 10MHz Bandwidth , Modulation Type, DBPSK., Low Channel 14, 907MHz				
Frequency Range		Value	Limit	Result
Fundamental		N/A	N/A	N/A



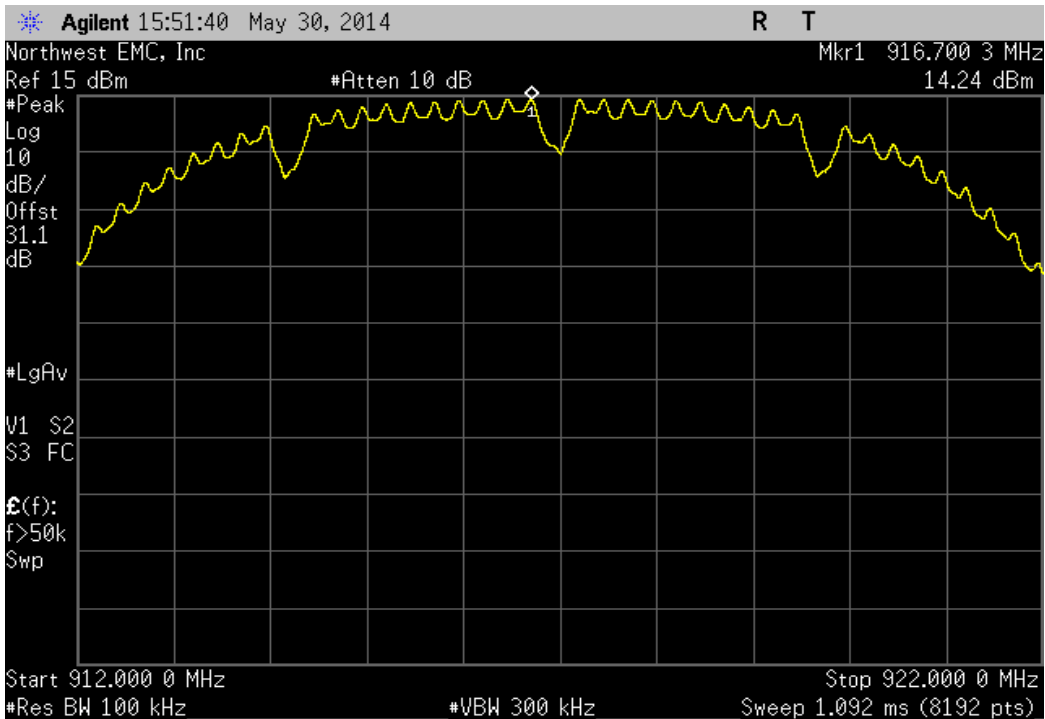
902 MHz - 928 MHz Band, 10MHz Bandwidth , Modulation Type, DBPSK., Low Channel 14, 907MHz				
Frequency Range		Value	Limit	Result
30 MHz - 12.5 GHz		-46.72 dBc	≤ -20 dBc	Pass



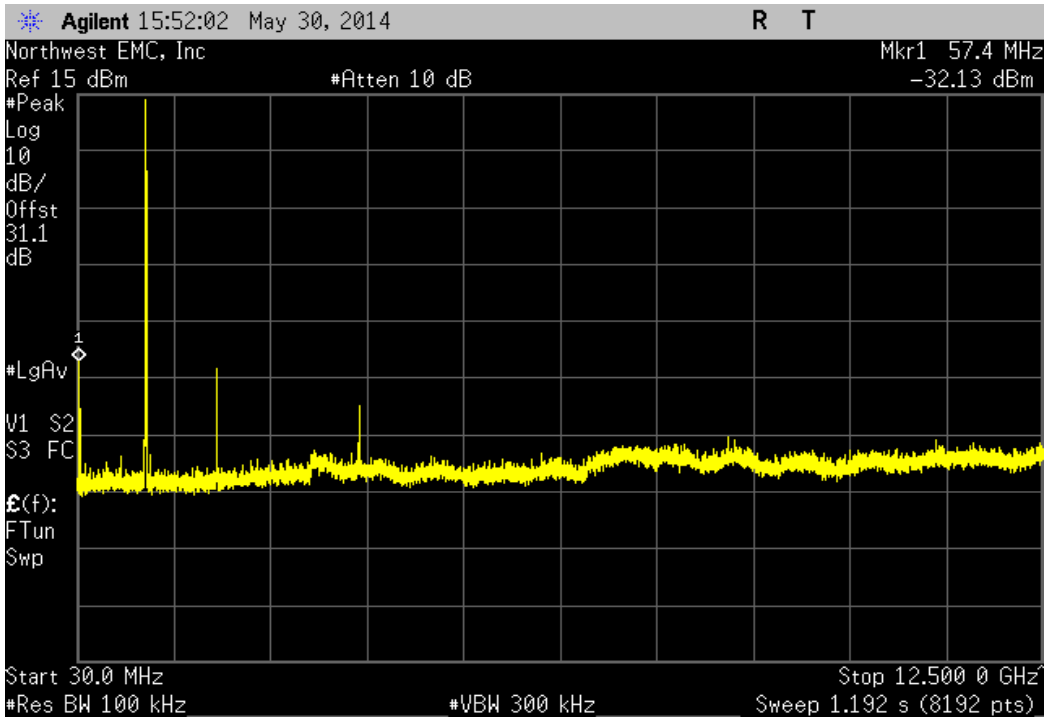
902 MHz - 928 MHz Band, 10MHz Bandwidth , Modulation Type, DBPSK., Low Channel 14, 907MHz			
Frequency Range	Value	Limit	Result
12.5 GHz - 25 GHz	-53.72 dBc	≤ -20 dBc	Pass



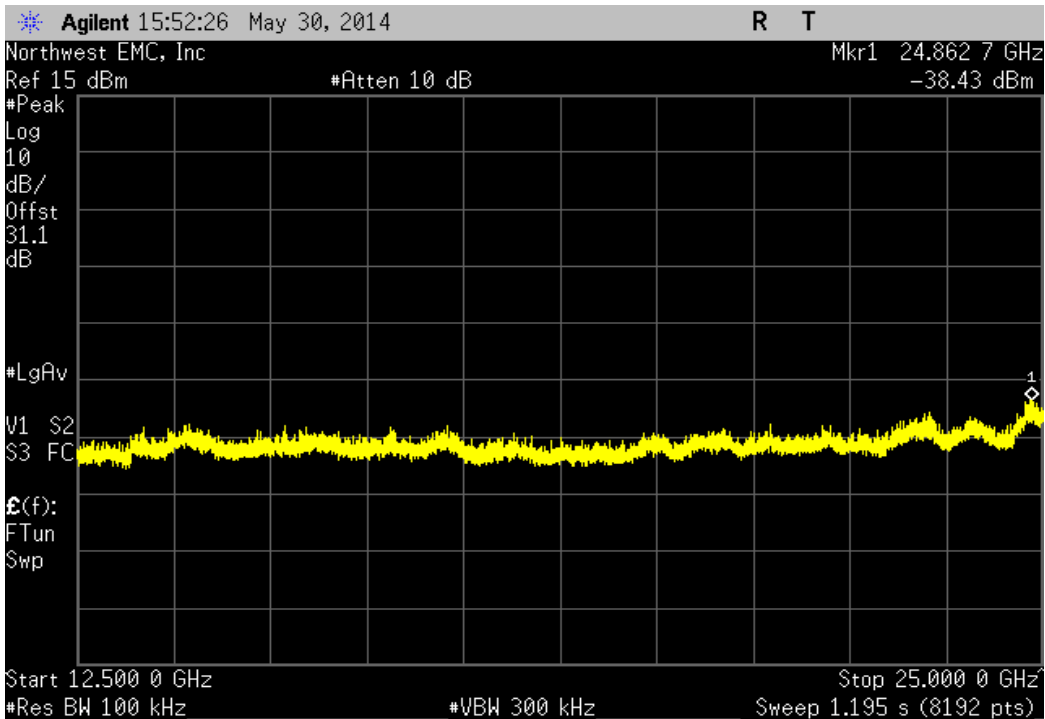
902 MHz - 928 MHz Band, 10MHz Bandwidth , Modulation Type, DBPSK., Mid Channel 24, 917MHz			
Frequency Range	Value	Limit	Result
Fundamental	N/A	N/A	N/A



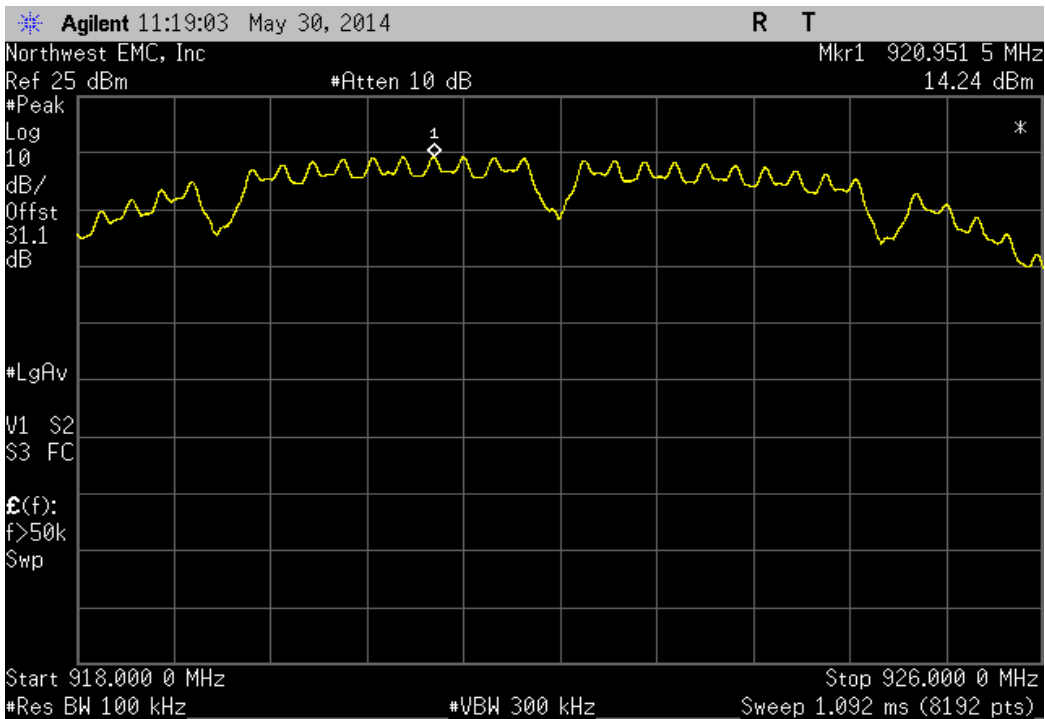
902 MHz - 928 MHz Band, 10MHz Bandwidth , Modulation Type, DBPSK., Mid Channel 24, 917MHz			
Frequency Range	Value	Limit	Result
30 MHz - 12.5 GHz	-46.37 dBc	≤ -20 dBc	Pass



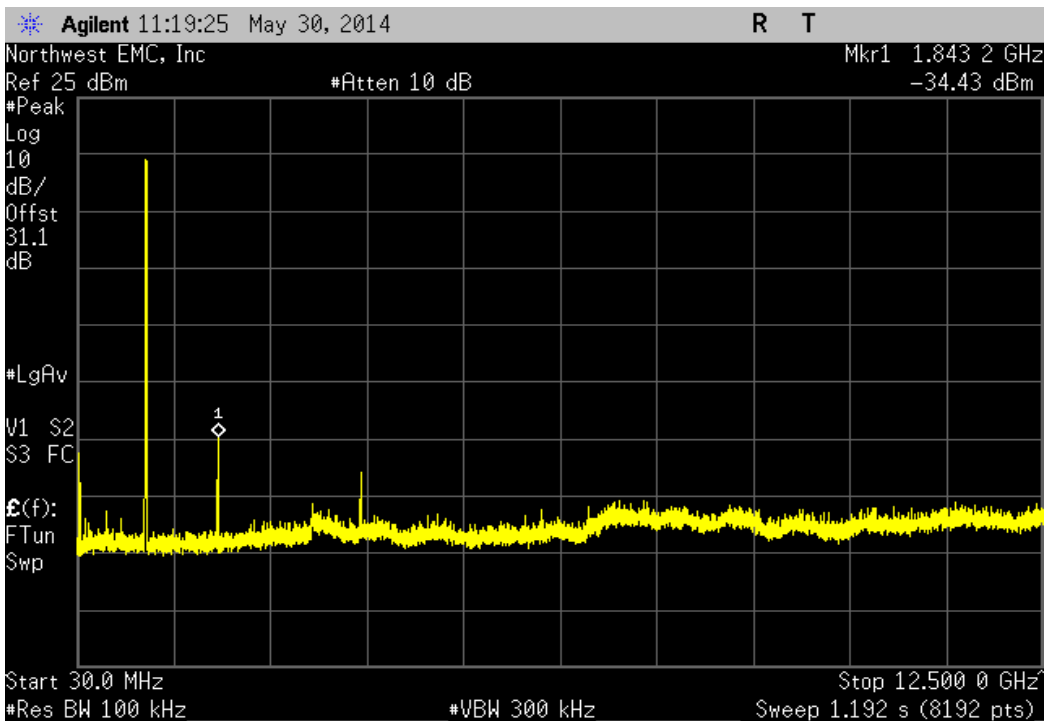
902 MHz - 928 MHz Band, 10MHz Bandwidth , Modulation Type, DBPSK., Mid Channel 24, 917MHz			
Frequency Range	Value	Limit	Result
12.5 GHz - 25 GHz	-52.67 dBc	≤ -20 dBc	Pass



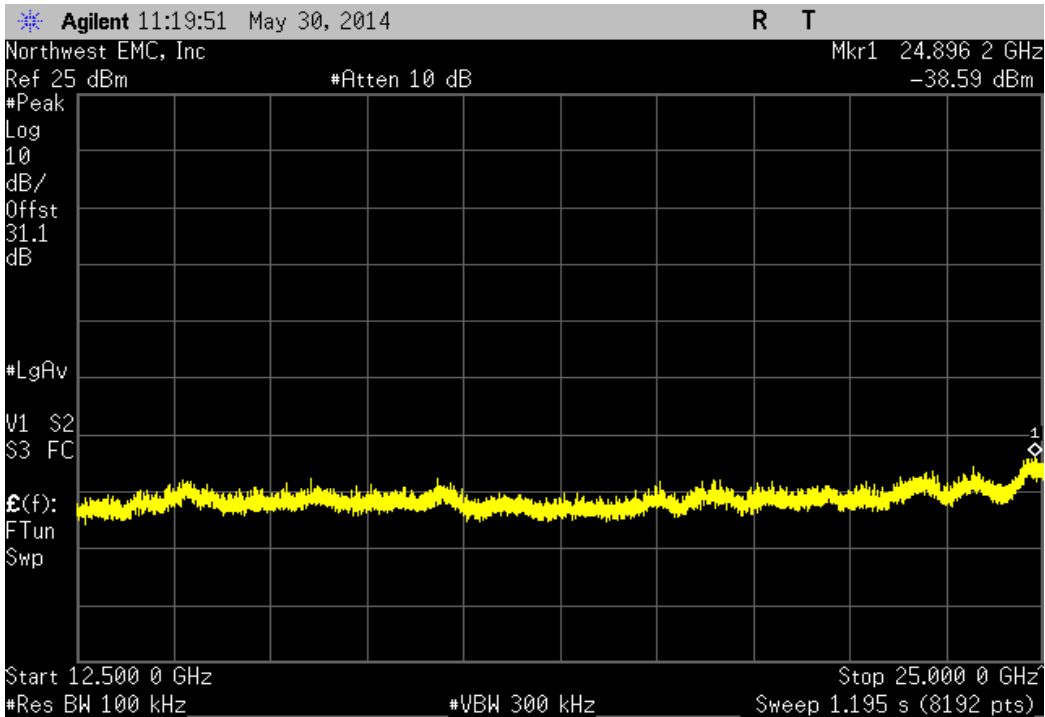
902 MHz - 928 MHz Band, 10MHz Bandwidth , Modulation Type, DBPSK., High Channel 29, 922MHz				
Frequency Range		Value	Limit	Result
Fundamental		N/A	N/A	N/A



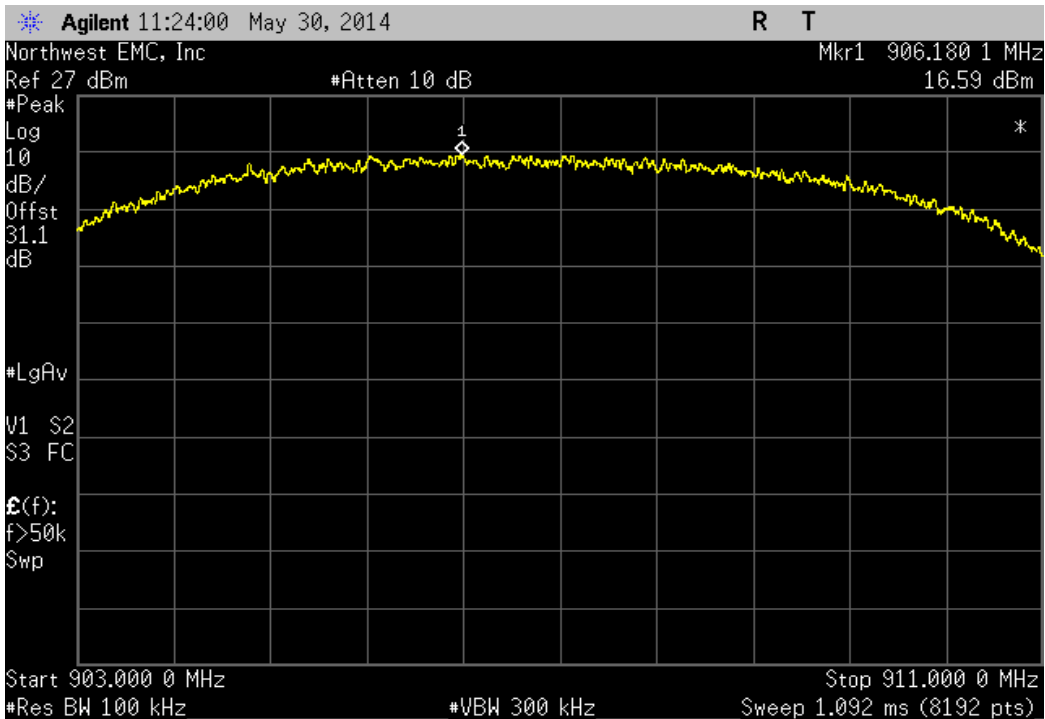
902 MHz - 928 MHz Band, 10MHz Bandwidth , Modulation Type, DBPSK., High Channel 29, 922MHz				
Frequency Range		Value	Limit	Result
30 MHz - 12.5 GHz		-48.67 dBc	≤ -20 dBc	Pass



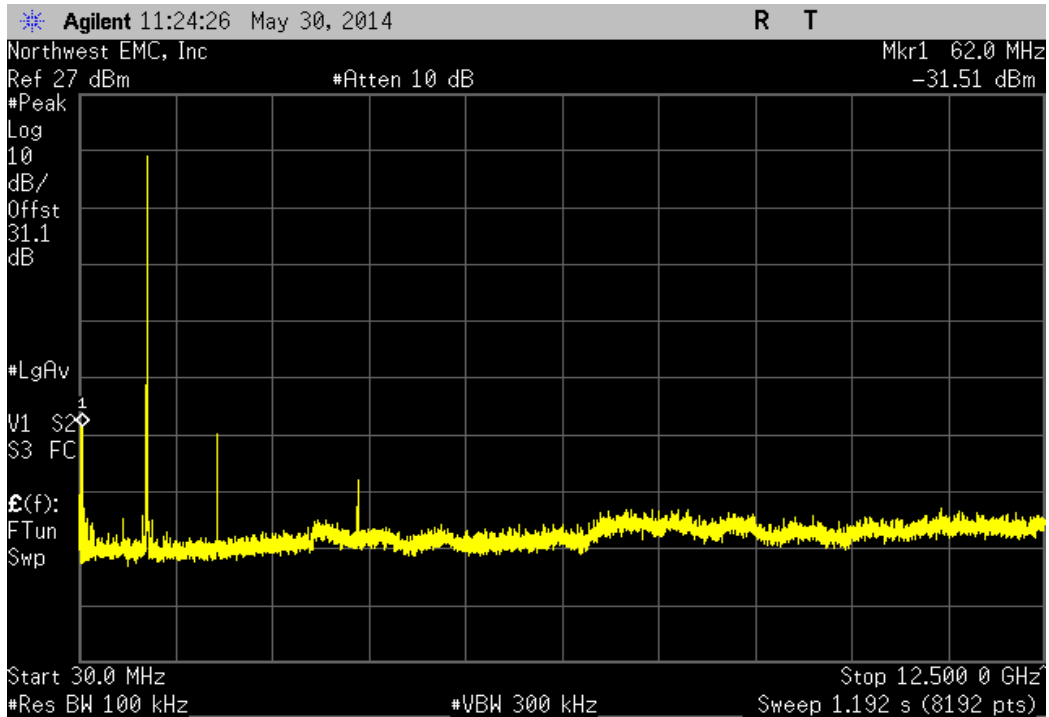
902 MHz - 928 MHz Band, 10MHz Bandwidth , Modulation Type, DBPSK., High Channel 29, 922MHz			
Frequency Range	Value	Limit	Result
12.5 GHz - 25 GHz	-52.83 dBc	≤ -20 dBc	Pass



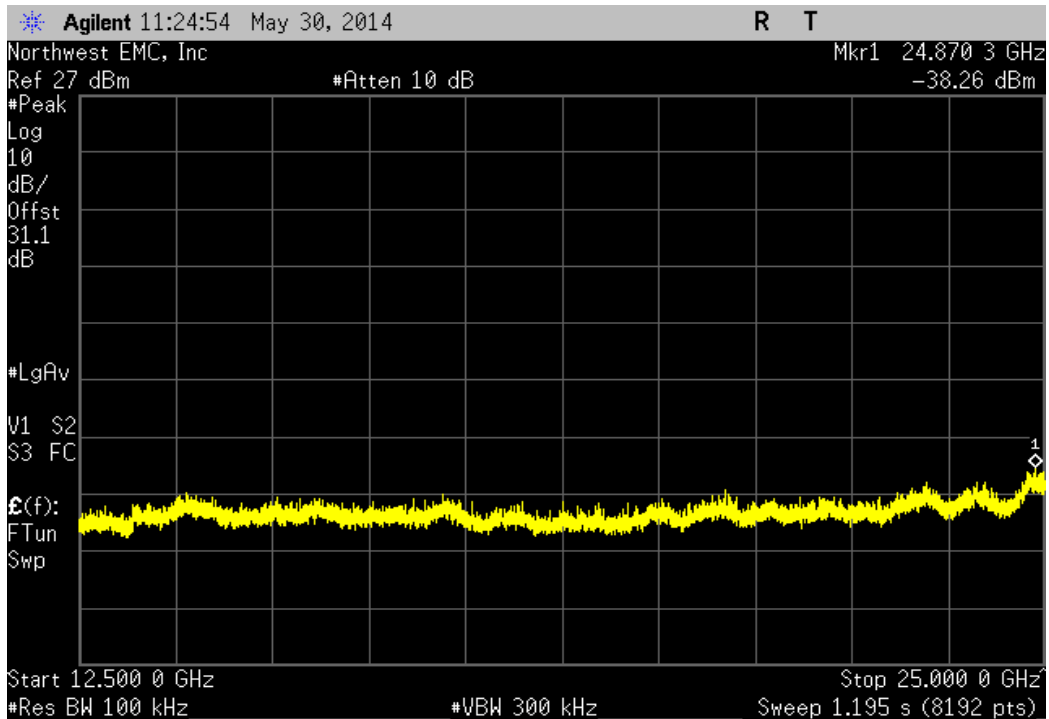
902 MHz - 928 MHz Band, 10MHz Bandwidth , Modulation Type, QPSK., Low Channel 14, 907MHz			
Frequency Range	Value	Limit	Result
Fundamental	N/A	N/A	N/A



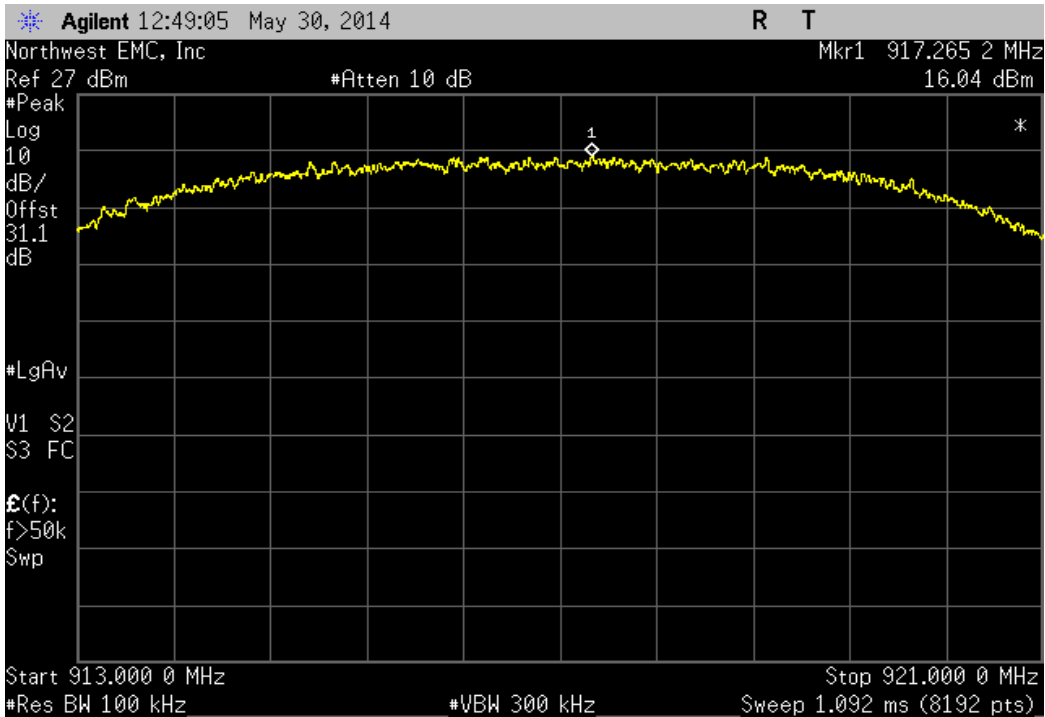
902 MHz - 928 MHz Band, 10MHz Bandwidth , Modulation Type, QPSK., Low Channel 14, 907MHz			
Frequency Range	Value	Limit	Result
30 MHz - 12.5 GHz	-48.1 dBc	≤ -20 dBc	Pass



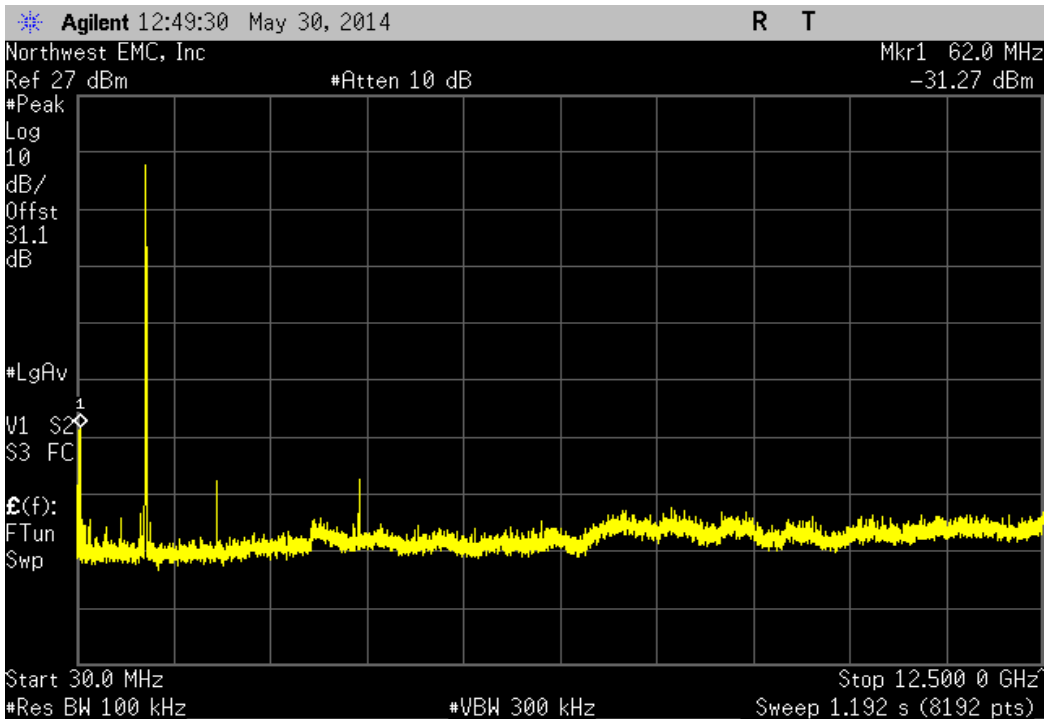
902 MHz - 928 MHz Band, 10MHz Bandwidth , Modulation Type, QPSK., Low Channel 14, 907MHz			
Frequency Range	Value	Limit	Result
12.5 GHz - 25 GHz	-54.85 dBc	≤ -20 dBc	Pass



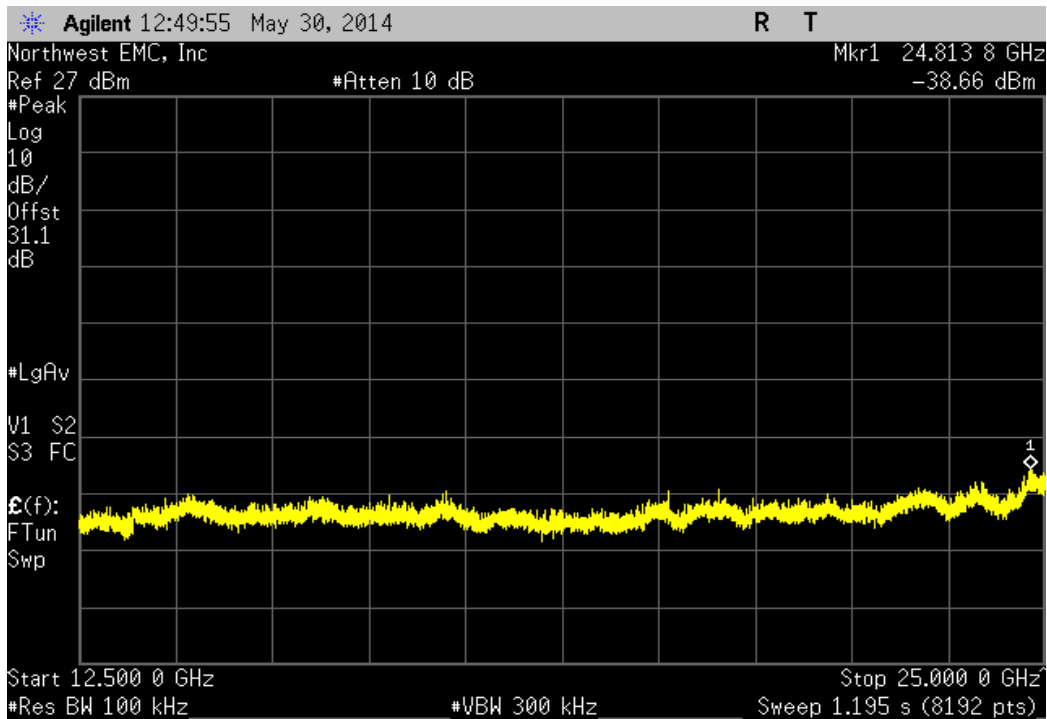
902 MHz - 928 MHz Band, 10MHz Bandwidth , Modulation Type, QPSK., Mid Channel 24, 917MHz				
Frequency Range		Value	Limit	Result
Fundamental		N/A	N/A	N/A



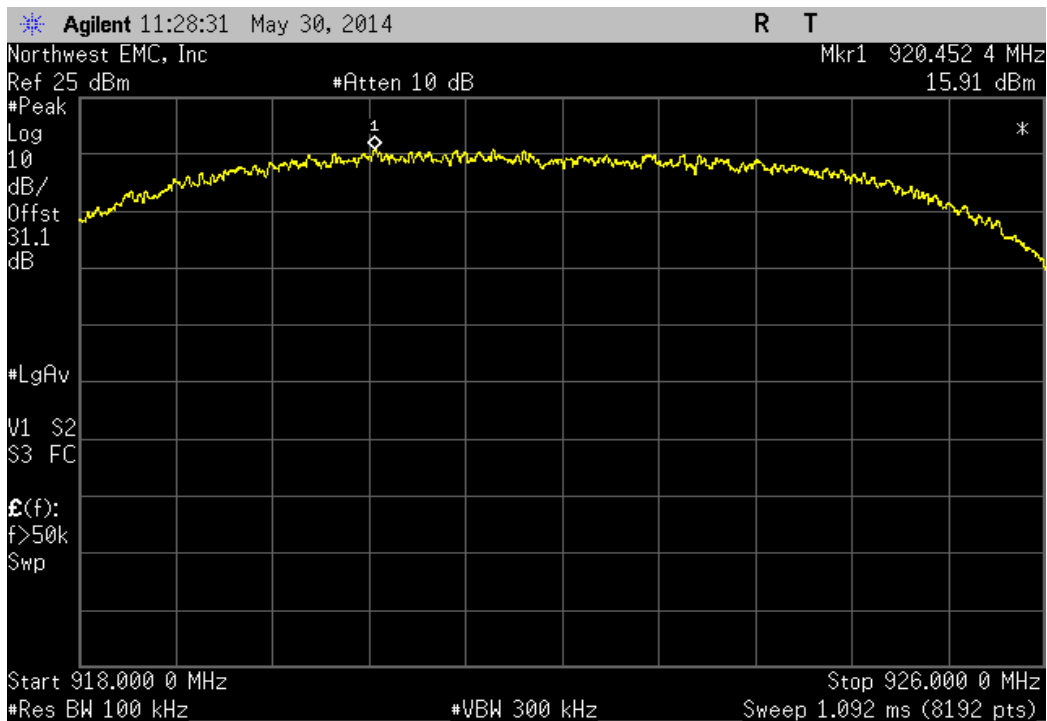
902 MHz - 928 MHz Band, 10MHz Bandwidth , Modulation Type, QPSK., Mid Channel 24, 917MHz				
Frequency Range		Value	Limit	Result
30 MHz - 12.5 GHz		-47.31 dBc	≤ -20 dBc	Pass



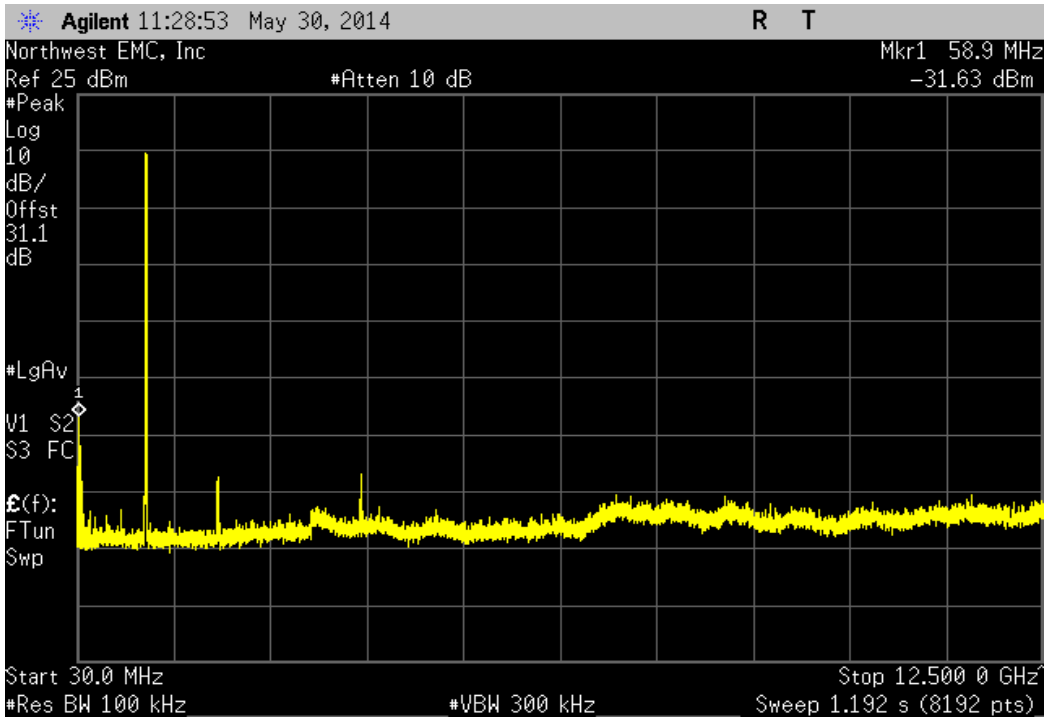
902 MHz - 928 MHz Band, 10MHz Bandwidth , Modulation Type, QPSK., Mid Channel 24, 917MHz			
Frequency Range	Value	Limit	Result
12.5 GHz - 25 GHz	-54.7 dBc	≤ -20 dBc	Pass



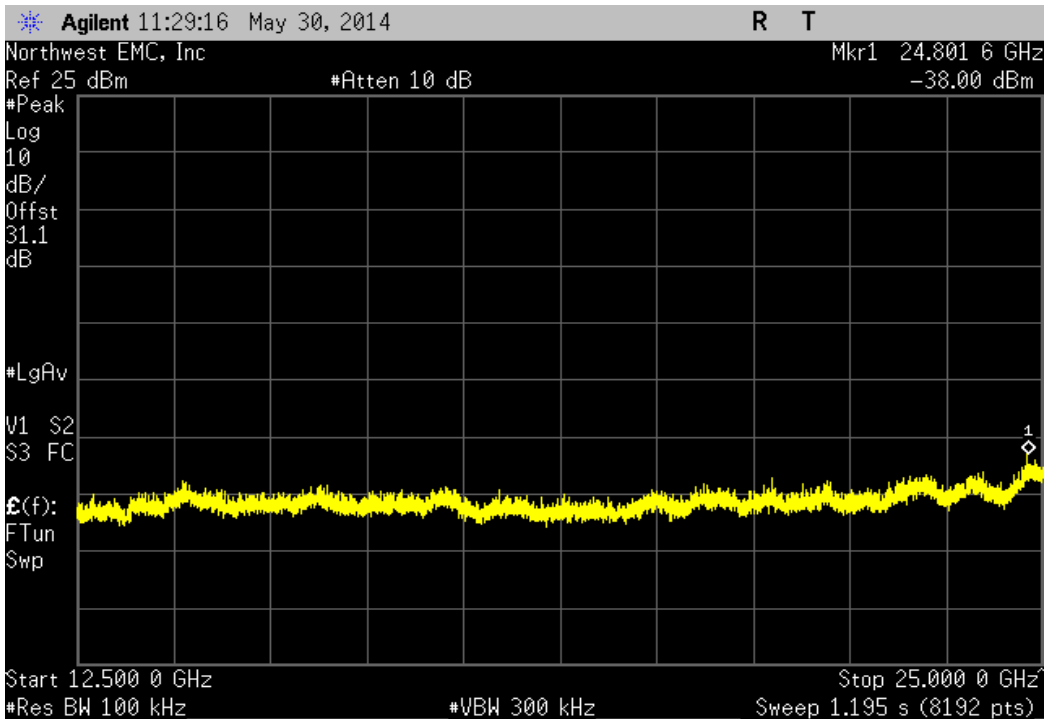
902 MHz - 928 MHz Band, 10MHz Bandwidth , Modulation Type, QPSK., High Channel 29, 922MHz			
Frequency Range	Value	Limit	Result
Fundamental	N/A	N/A	N/A



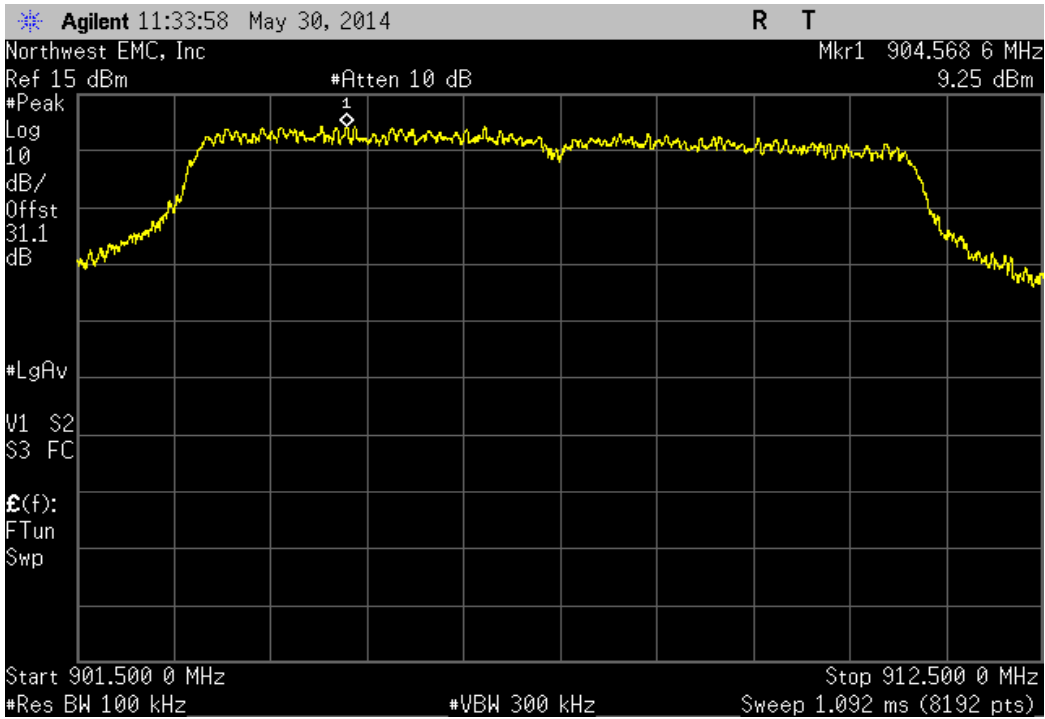
902 MHz - 928 MHz Band, 10MHz Bandwidth , Modulation Type, QPSK., High Channel 29, 922MHz			
Frequency Range	Value	Limit	Result
30 MHz - 12.5 GHz	-47.54 dBc	≤ -20 dBc	Pass



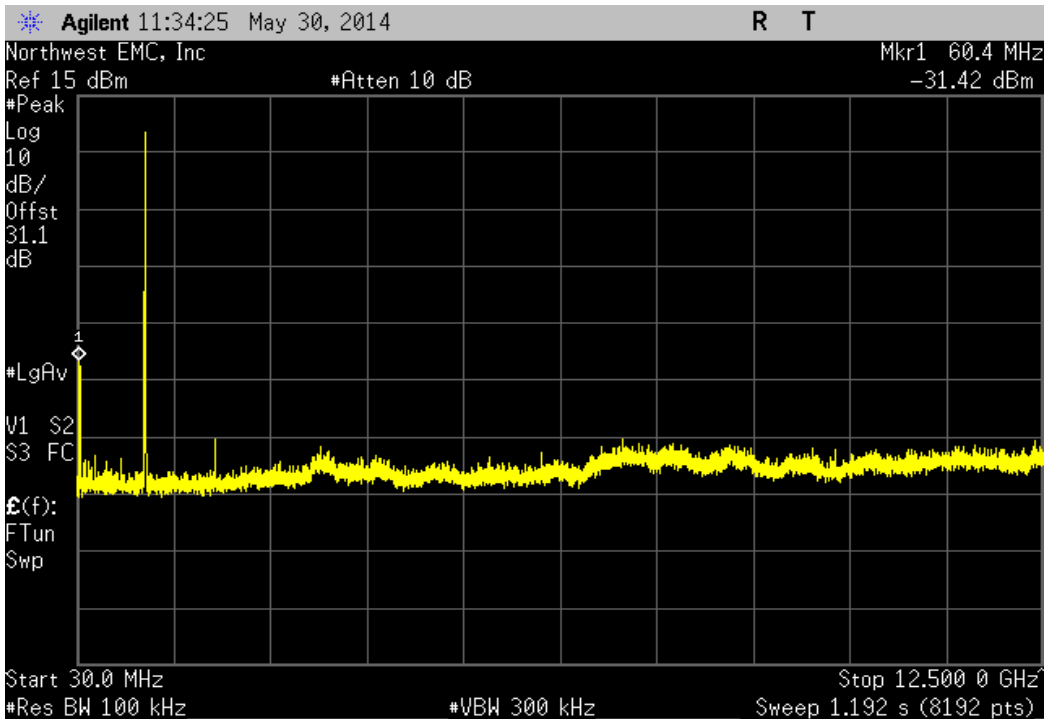
902 MHz - 928 MHz Band, 10MHz Bandwidth , Modulation Type, QPSK., High Channel 29, 922MHz			
Frequency Range	Value	Limit	Result
12.5 GHz - 25 GHz	-53.91 dBc	≤ -20 dBc	Pass



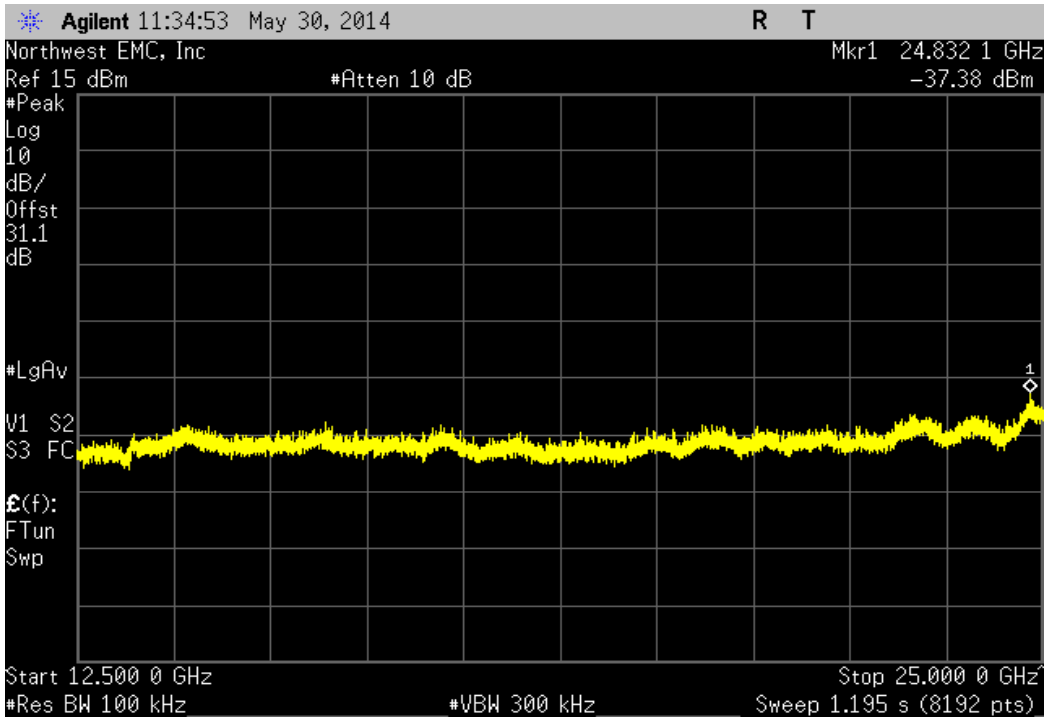
902 MHz - 928 MHz Band, 10MHz Bandwidth , Modulation Type, BPSK, Coding Rate, 1/2, Low Channel 14, 907MHz				
Frequency Range		Value	Limit	Result
Fundamental		N/A	N/A	N/A



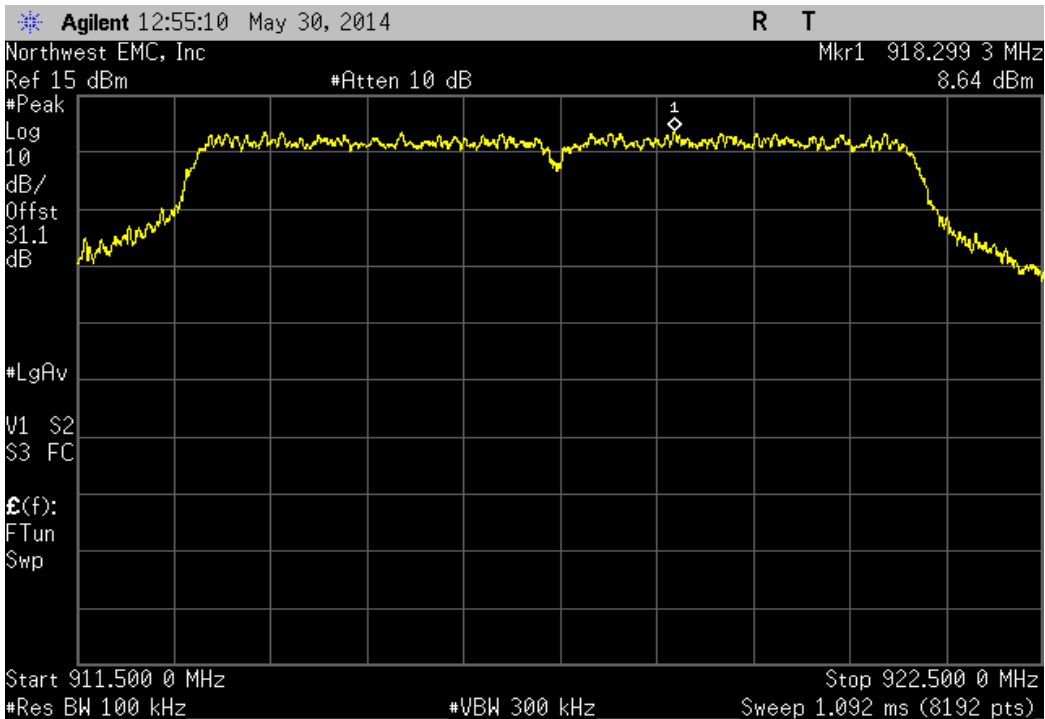
902 MHz - 928 MHz Band, 10MHz Bandwidth , Modulation Type, BPSK, Coding Rate, 1/2, Low Channel 14, 907MHz				
Frequency Range		Value	Limit	Result
30 MHz - 12.5 GHz		-40.67 dBc	≤ -20 dBc	Pass



902 MHz - 928 MHz Band, 10MHz Bandwidth , Modulation Type, BPSK, Coding Rate, 1/2, Low Channel 14, 907MHz			
Frequency Range	Value	Limit	Result
12.5 GHz - 25 GHz	-46.63 dBc	≤ -20 dBc	Pass

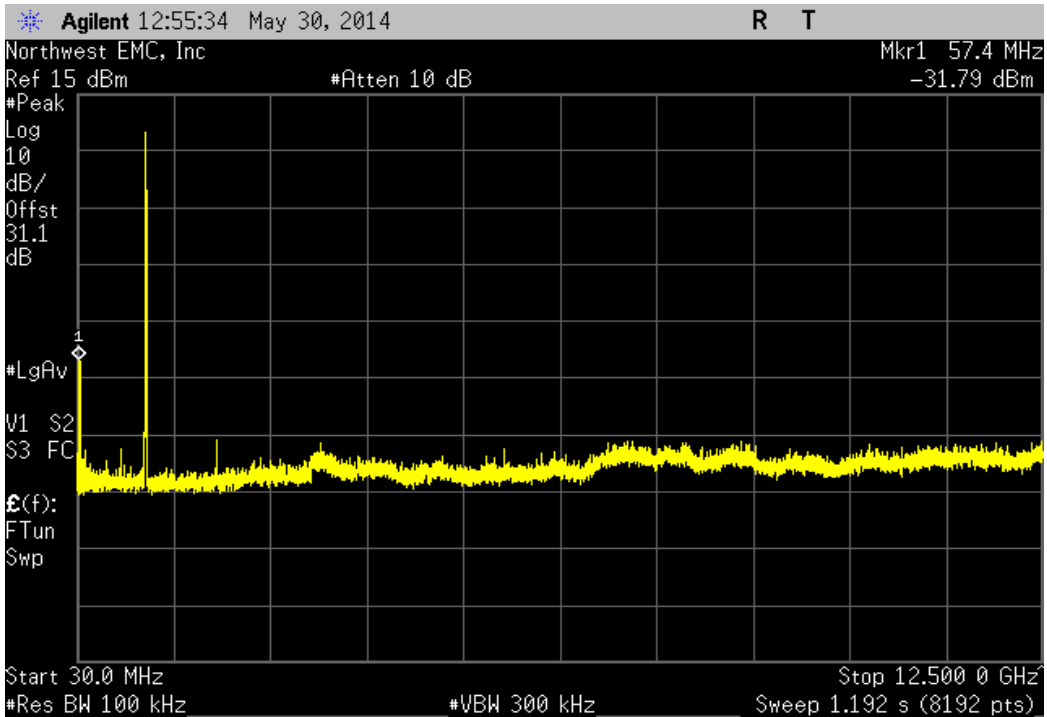


902 MHz - 928 MHz Band, 10MHz Bandwidth , Modulation Type, BPSK, Coding Rate, 1/2, Mid Channel 24, 917MHz			
Frequency Range	Value	Limit	Result
Fundamental	N/A	N/A	N/A



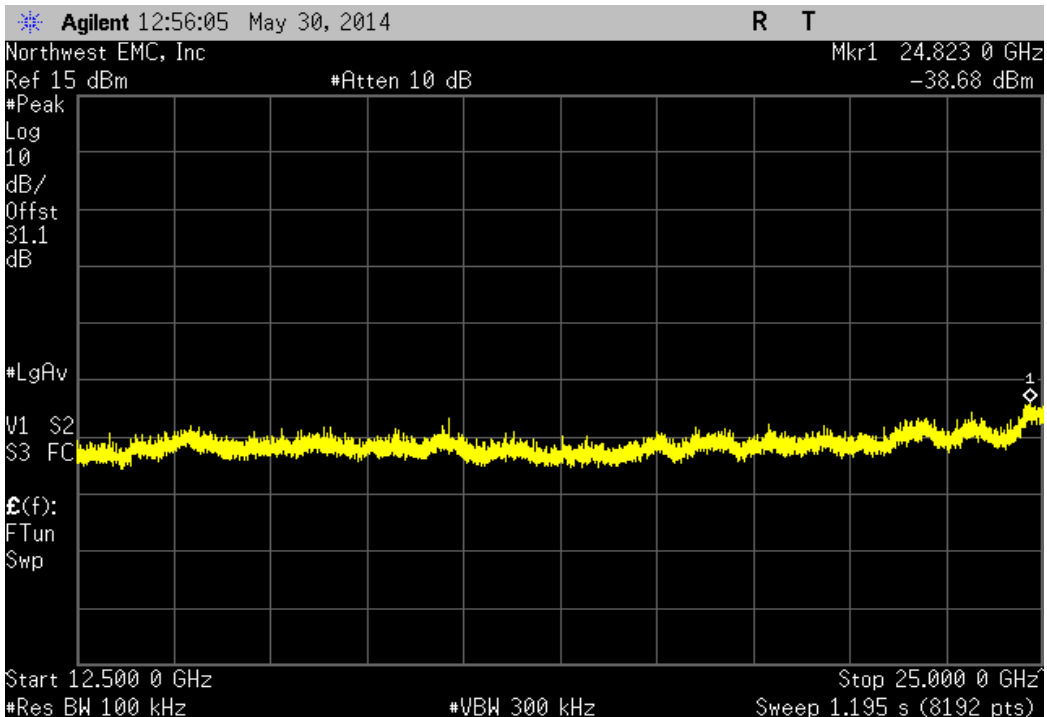
902 MHz - 928 MHz Band, 10MHz Bandwidth , Modulation Type, BPSK, Coding Rate, 1/2, Mid Channel 24, 917MHz

Frequency Range	Value	Limit	Result
30 MHz - 12.5 GHz	-40.43 dBc	≤ -20 dBc	Pass



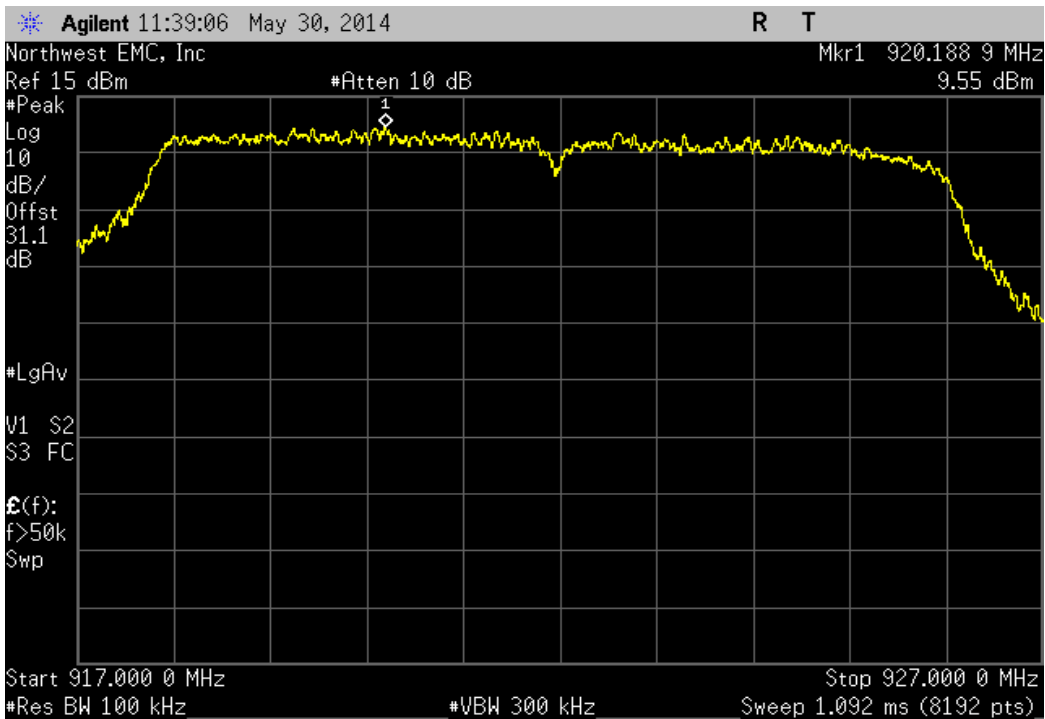
902 MHz - 928 MHz Band, 10MHz Bandwidth , Modulation Type, BPSK, Coding Rate, 1/2, Mid Channel 24, 917MHz

Frequency Range	Value	Limit	Result
12.5 GHz - 25 GHz	-47.32 dBc	≤ -20 dBc	Pass



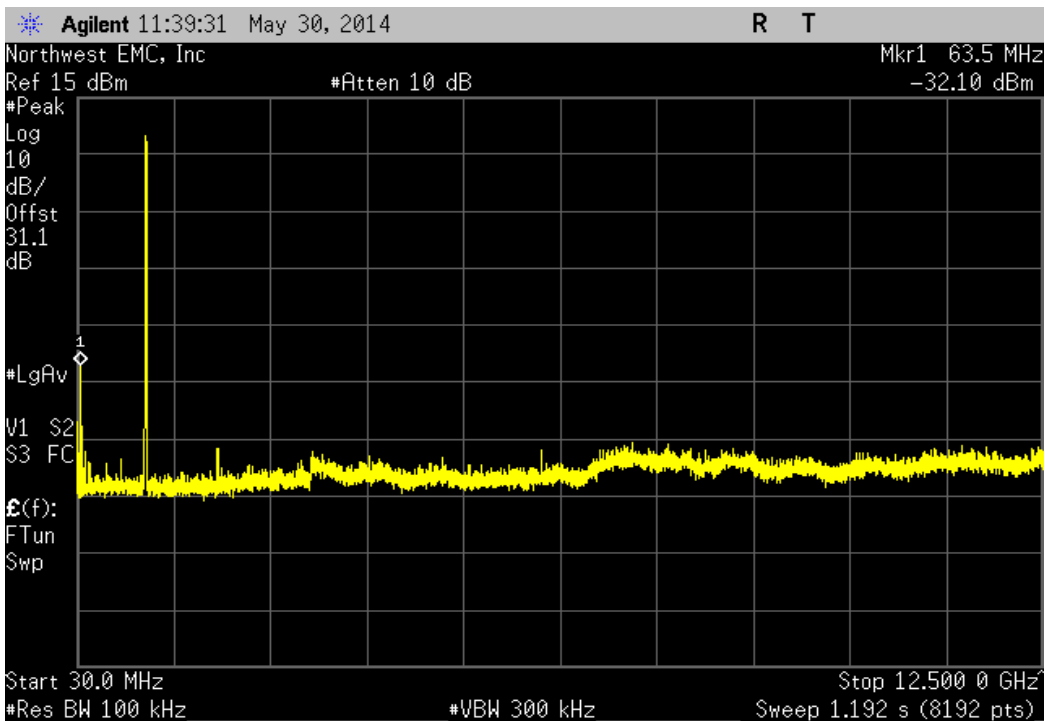
902 MHz - 928 MHz Band, 10MHz Bandwidth , Modulation Type, BPSK, Coding Rate, 1/2, High Channel 29, 922MHz

Frequency Range		Value	Limit	Result
Fundamental		N/A	N/A	N/A

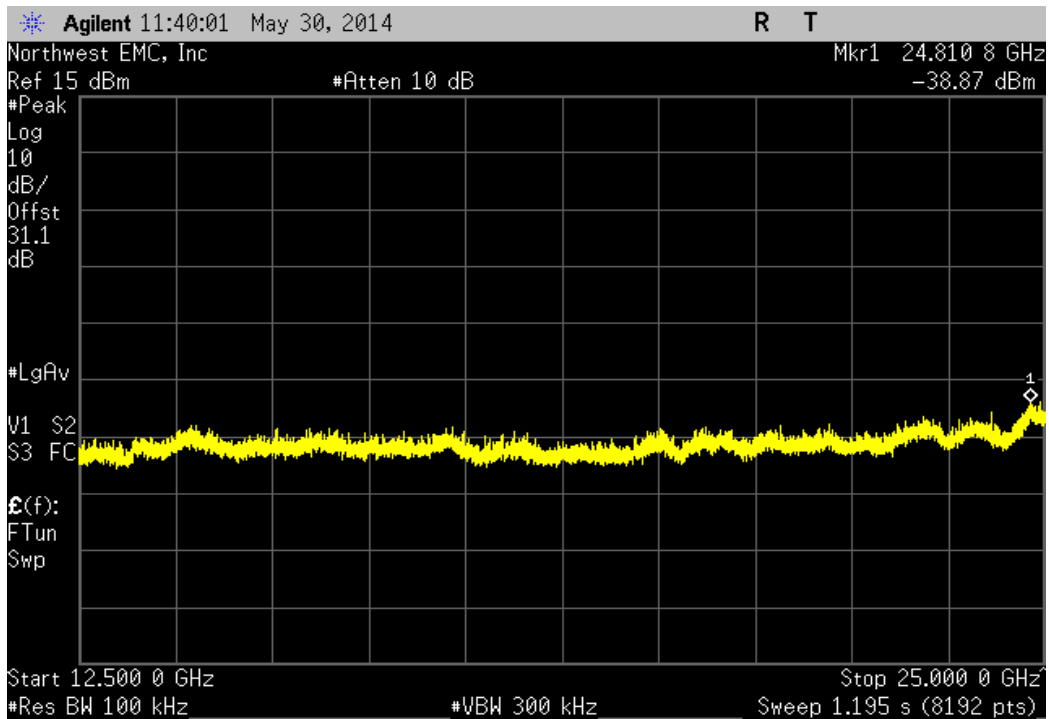


902 MHz - 928 MHz Band, 10MHz Bandwidth , Modulation Type, BPSK, Coding Rate, 1/2, High Channel 29, 922MHz

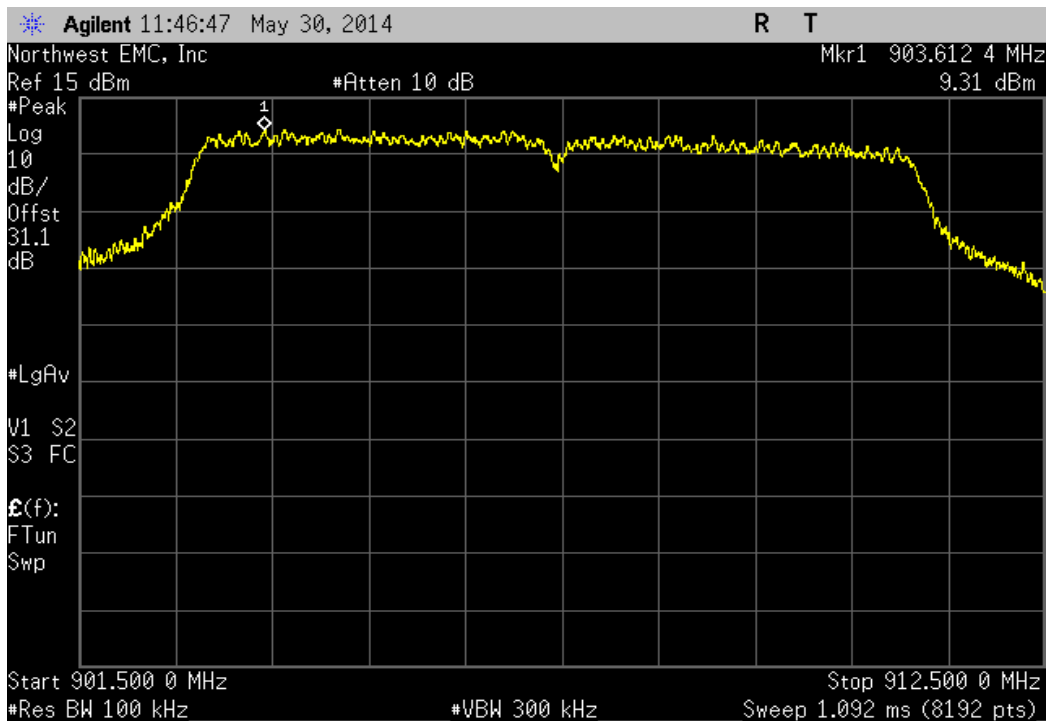
Frequency Range		Value	Limit	Result
30 MHz - 12.5 GHz		-41.65 dBc	≤ -20 dBc	Pass



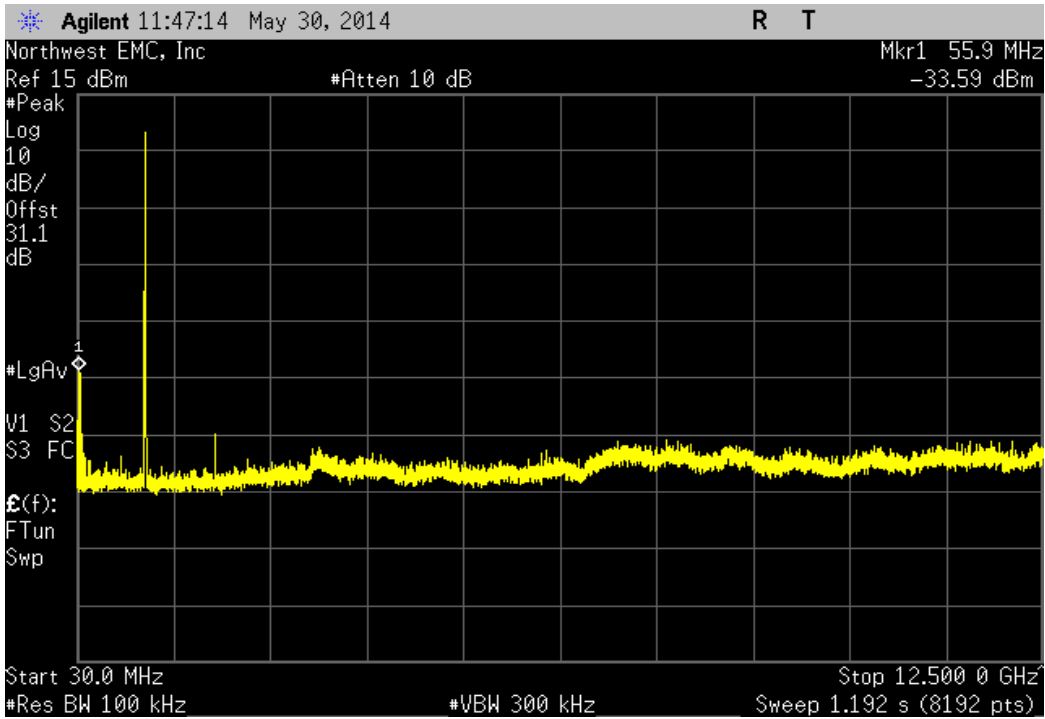
902 MHz - 928 MHz Band, 10MHz Bandwidth, Modulation Type, BPSK, Coding Rate, 1/2, High Channel 29, 922MHz			
Frequency Range	Value	Limit	Result
12.5 GHz - 25 GHz	-48.42 dBc	≤ -20 dBc	Pass



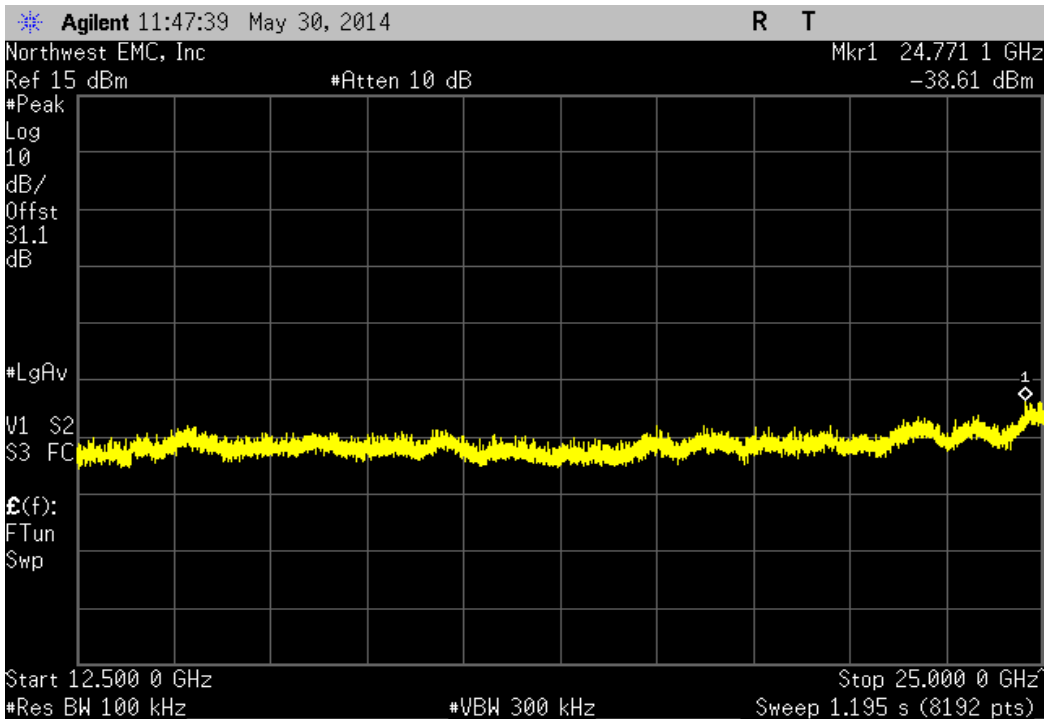
902 MHz - 928 MHz Band, 10MHz Bandwidth, Modulation Type, 16-QAM, Coding Rate, 3/4., Low Channel 14, 907MHz			
Frequency Range	Value	Limit	Result
Fundamental	N/A	N/A	N/A



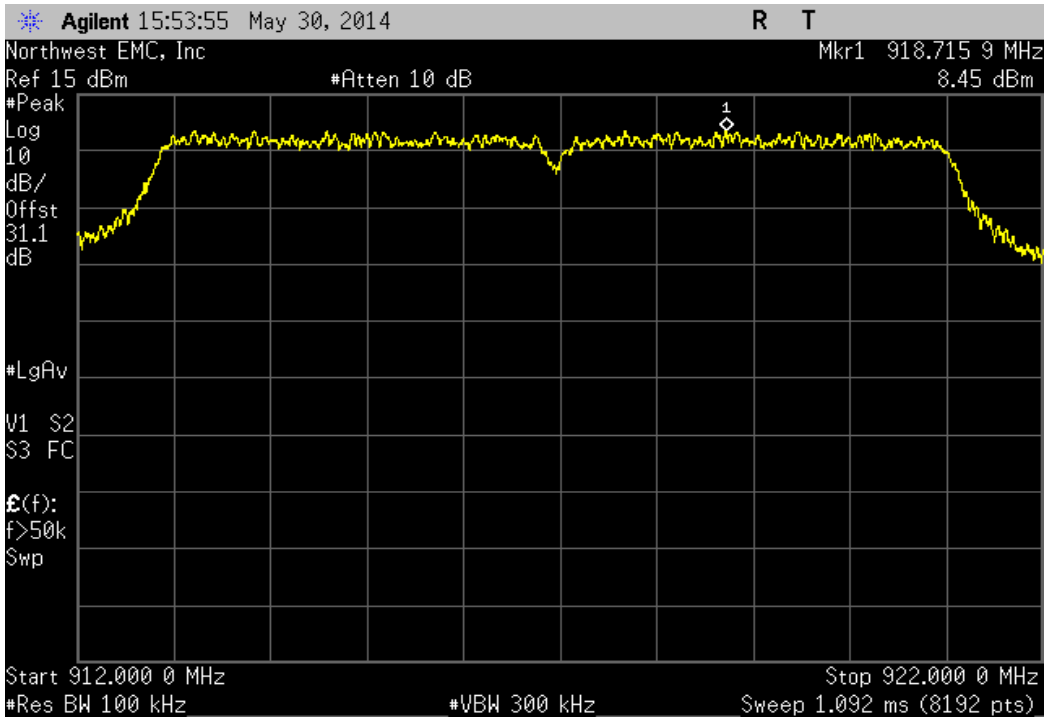
902 MHz - 928 MHz Band, 10MHz Bandwidth , Modulation Type, 16-QAM, Coding Rate, 3/4., Low Channel 14, 907MHz			
Frequency Range	Value	Limit	Result
30 MHz - 12.5 GHz	-42.9 dBc	≤ -20 dBc	Pass



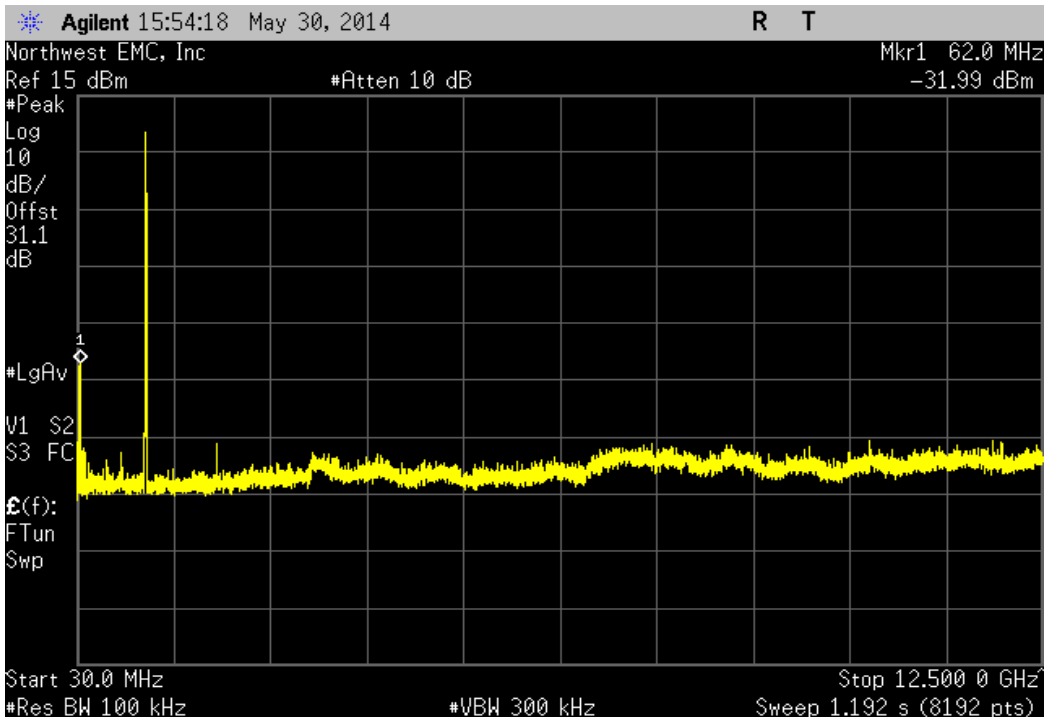
902 MHz - 928 MHz Band, 10MHz Bandwidth , Modulation Type, 16-QAM, Coding Rate, 3/4., Low Channel 14, 907MHz			
Frequency Range	Value	Limit	Result
12.5 GHz - 25 GHz	-47.92 dBc	≤ -20 dBc	Pass



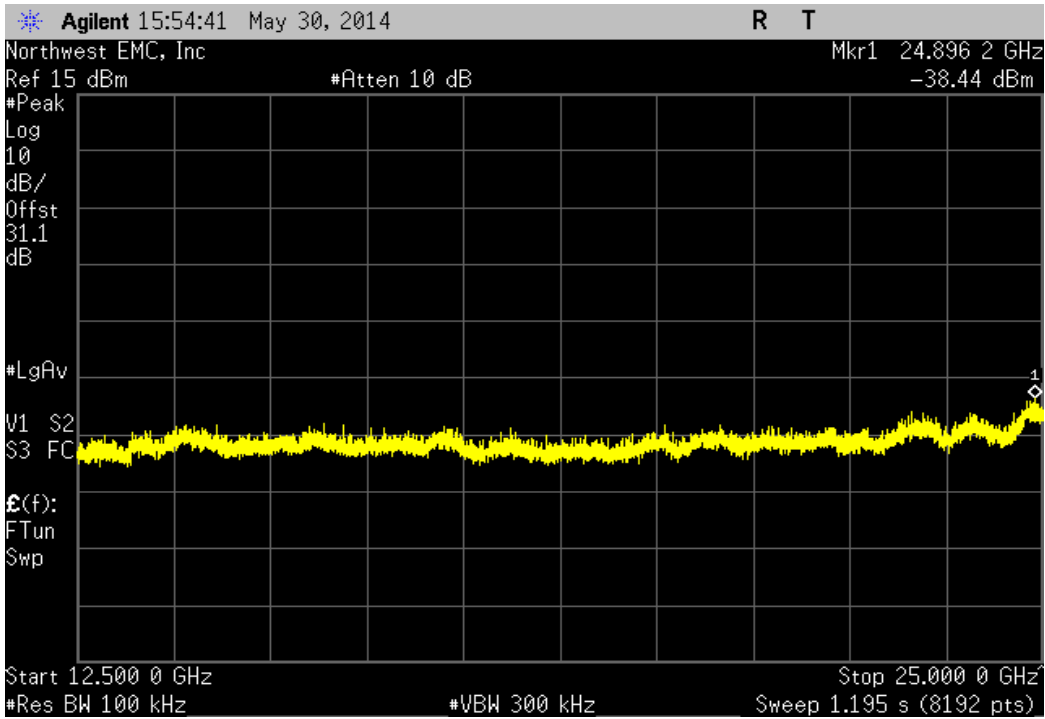
902 MHz - 928 MHz Band, 10MHz Bandwidth , Modulation Type, 16-QAM, Coding Rate, 3/4., Mid Channel 24, 917MHz				
Frequency Range		Value	Limit	Result
Fundamental		N/A	N/A	N/A



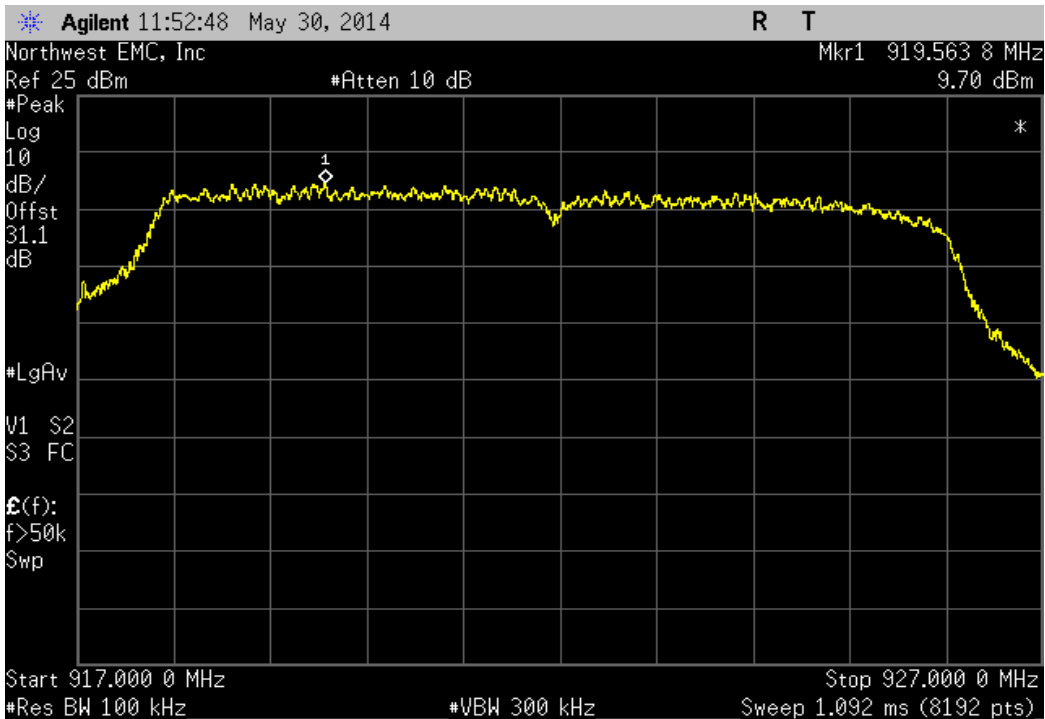
902 MHz - 928 MHz Band, 10MHz Bandwidth , Modulation Type, 16-QAM, Coding Rate, 3/4., Mid Channel 24, 917MHz				
Frequency Range		Value	Limit	Result
30 MHz - 12.5 GHz		-40.44 dBc	≤ -20 dBc	Pass



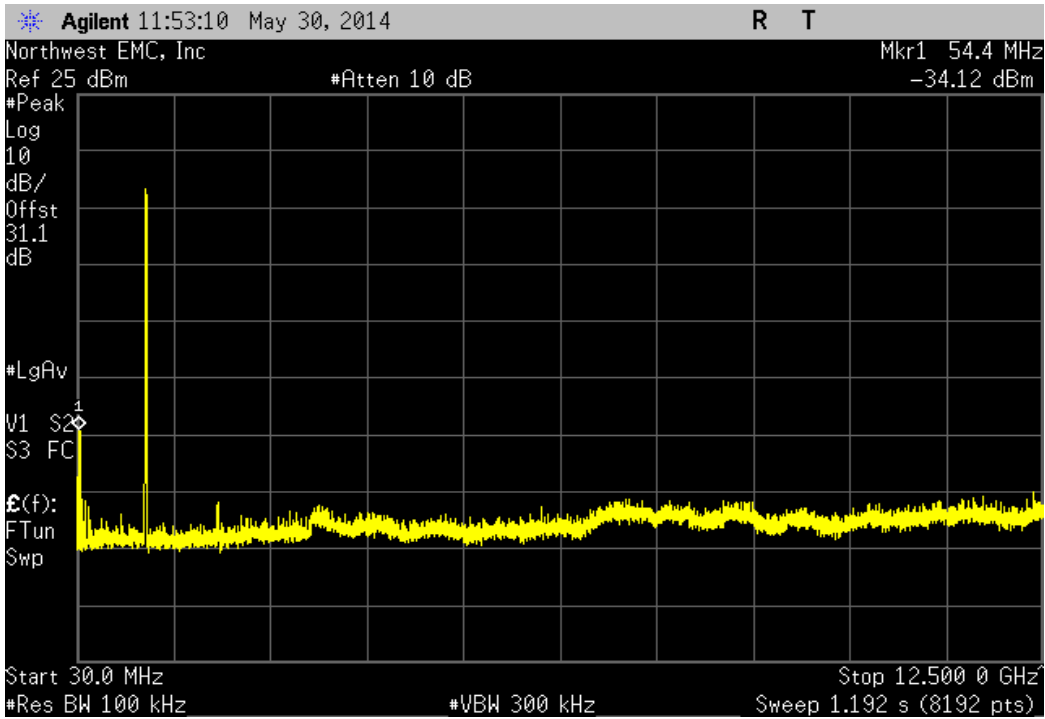
902 MHz - 928 MHz Band, 10MHz Bandwidth , Modulation Type, 16-QAM, Coding Rate, 3/4., Mid Channel 24, 917MHz			
Frequency Range	Value	Limit	Result
12.5 GHz - 25 GHz	-46.89 dBc	≤ -20 dBc	Pass



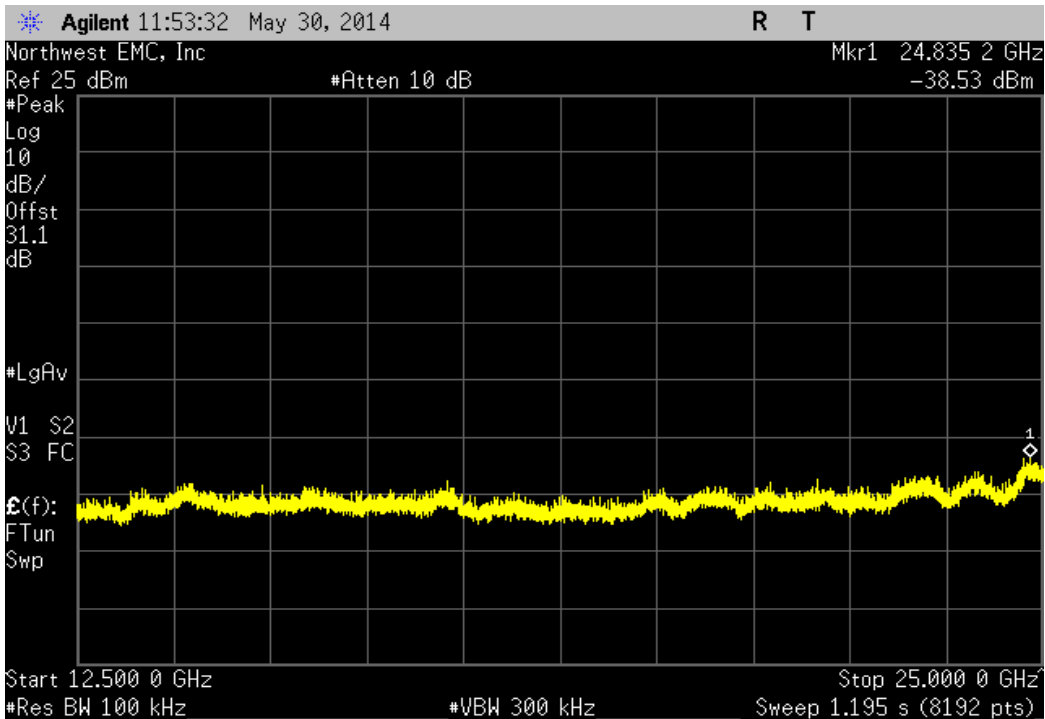
902 MHz - 928 MHz Band, 10MHz Bandwidth , Modulation Type, 16-QAM, Coding Rate, 3/4., High Channel 29, 922MHz			
Frequency Range	Value	Limit	Result
Fundamental	N/A	N/A	N/A



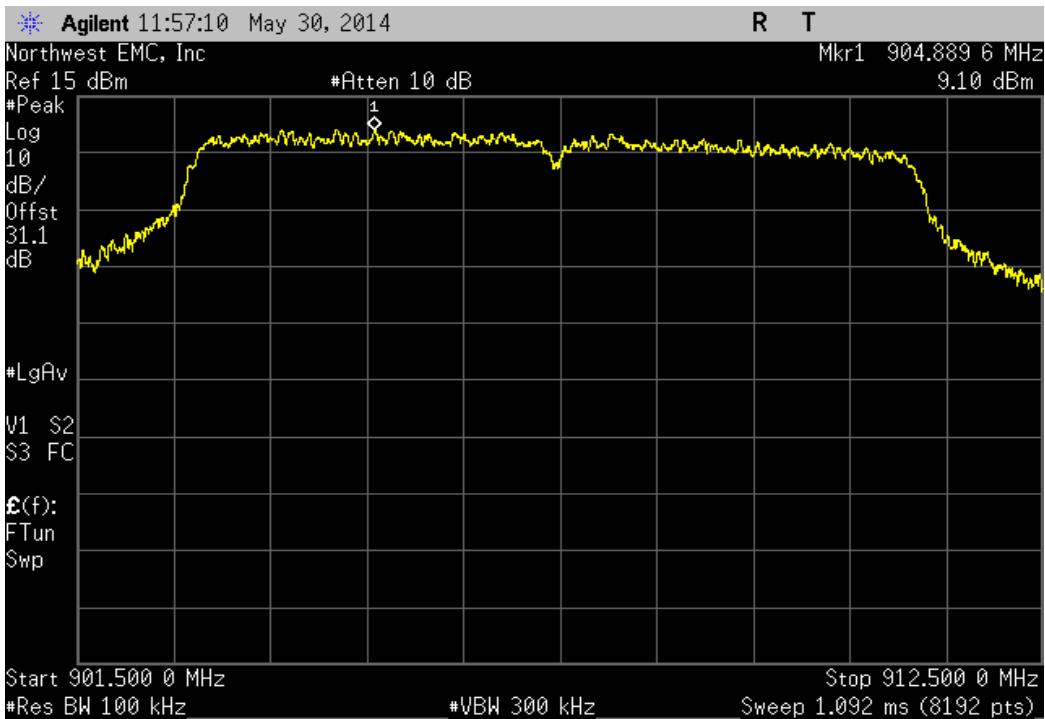
902 MHz - 928 MHz Band, 10MHz Bandwidth , Modulation Type, 16-QAM, Coding Rate, 3/4., High Channel 29, 922MHz			
Frequency Range	Value	Limit	Result
30 MHz - 12.5 GHz	-43.82 dBc	≤ -20 dBc	Pass



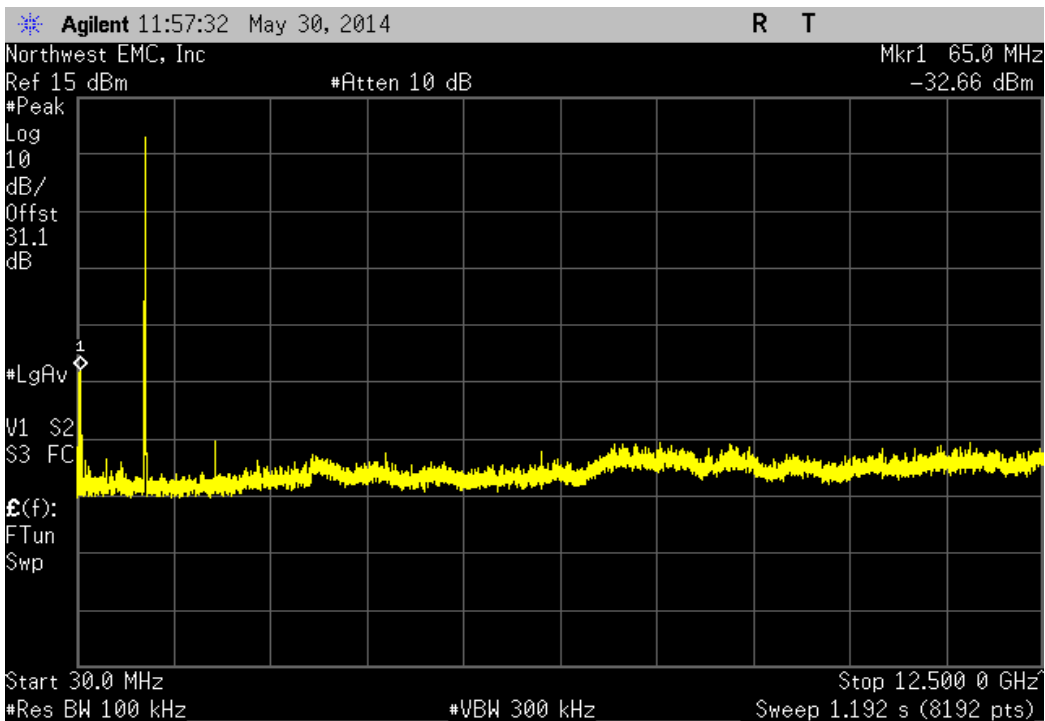
902 MHz - 928 MHz Band, 10MHz Bandwidth , Modulation Type, 16-QAM, Coding Rate, 3/4., High Channel 29, 922MHz			
Frequency Range	Value	Limit	Result
12.5 GHz - 25 GHz	-48.23 dBc	≤ -20 dBc	Pass



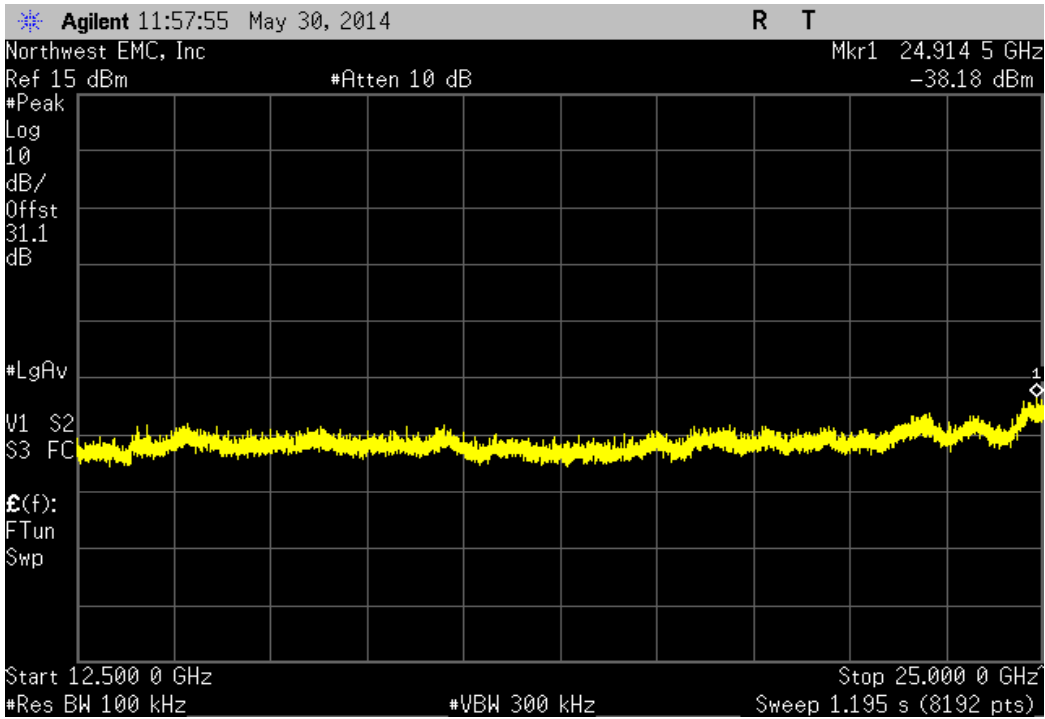
902 MHz - 928 MHz Band, 10MHz Bandwidth , Modulation Type, 64-QAM, Coding Rate, 3/4., Low Channel 14, 907MHz				
Frequency Range		Value	Limit	Result
Fundamental		N/A	N/A	N/A



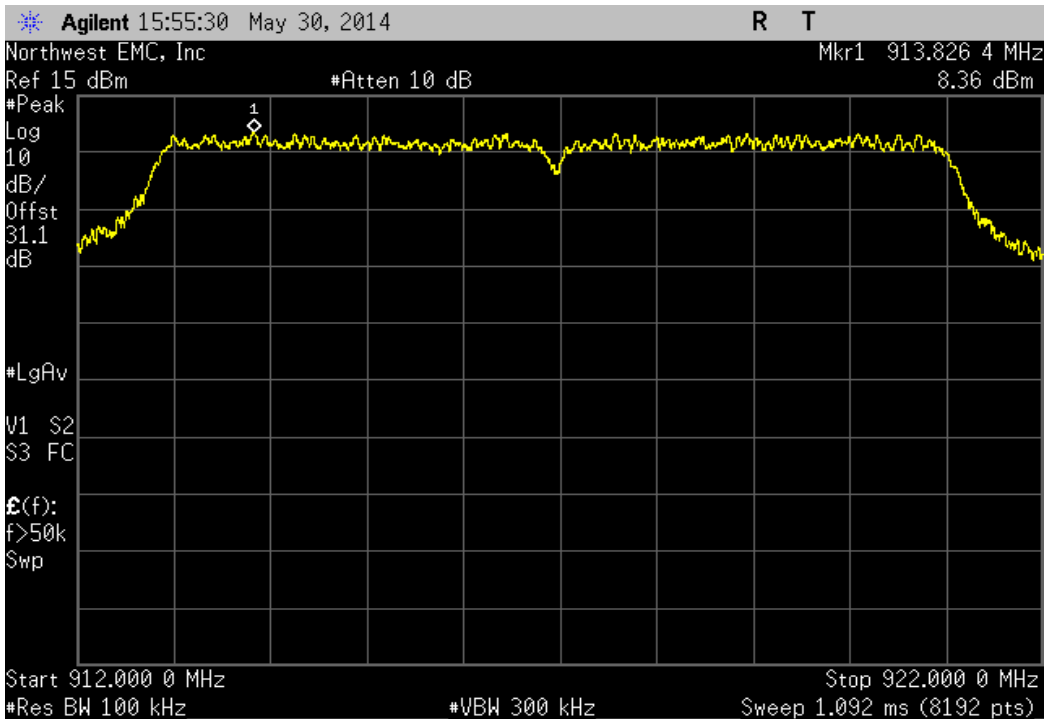
902 MHz - 928 MHz Band, 10MHz Bandwidth , Modulation Type, 64-QAM, Coding Rate, 3/4., Low Channel 14, 907MHz				
Frequency Range		Value	Limit	Result
30 MHz - 12.5 GHz		-41.76 dBc	≤ -20 dBc	Pass



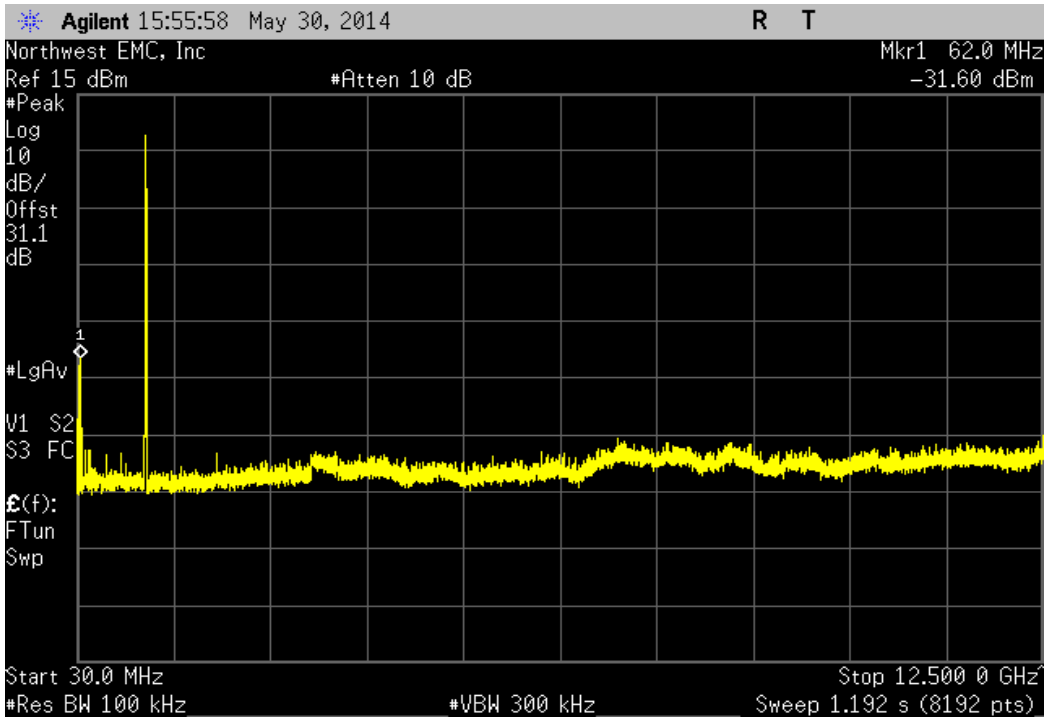
902 MHz - 928 MHz Band, 10MHz Bandwidth , Modulation Type, 64-QAM, Coding Rate, 3/4., Low Channel 14, 907MHz			
Frequency Range	Value	Limit	Result
12.5 GHz - 25 GHz	-47.28 dBc	≤ -20 dBc	Pass



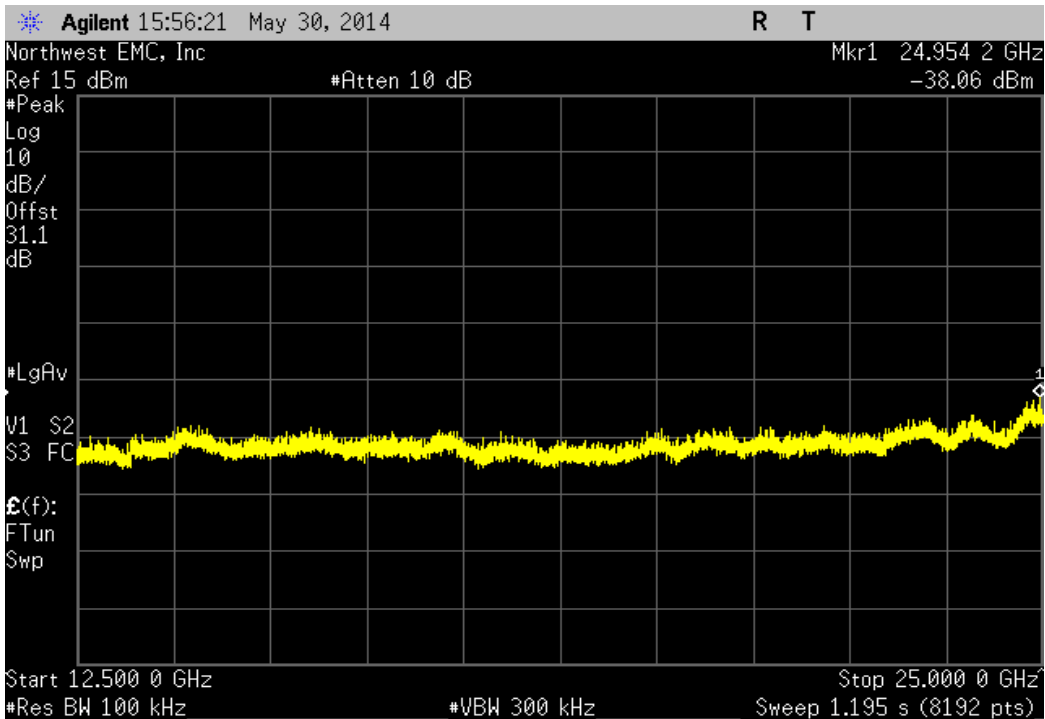
902 MHz - 928 MHz Band, 10MHz Bandwidth , Modulation Type, 64-QAM, Coding Rate, 3/4., Mid Channel 24, 917MHz			
Frequency Range	Value	Limit	Result
Fundamental	N/A	N/A	N/A



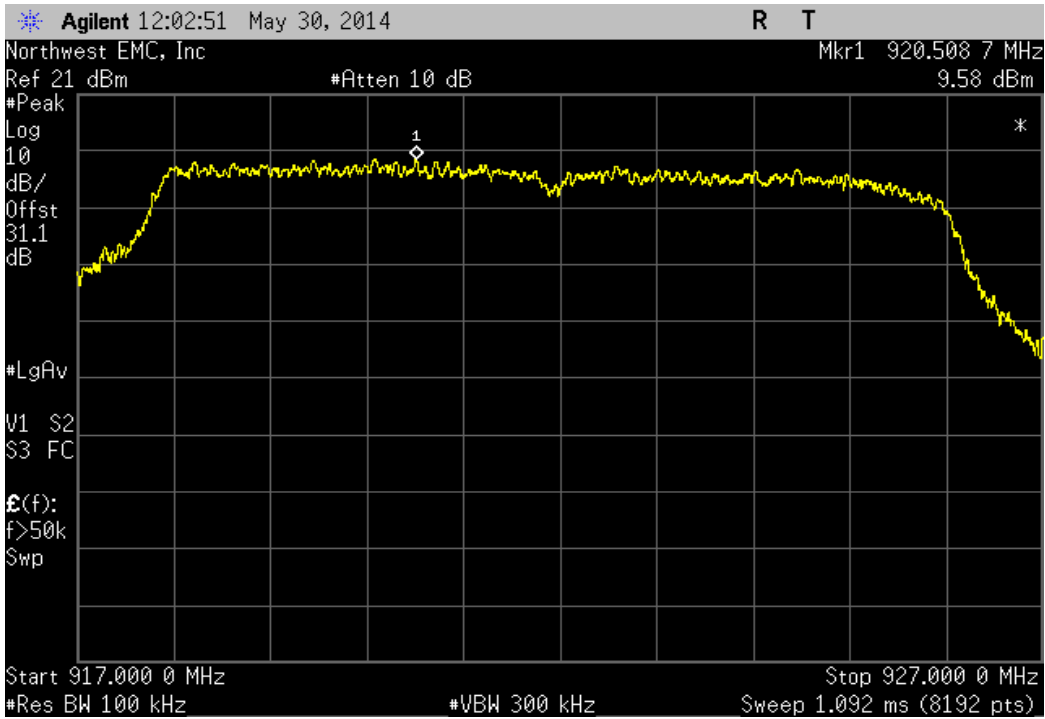
902 MHz - 928 MHz Band, 10MHz Bandwidth , Modulation Type, 64-QAM, Coding Rate, 3/4., Mid Channel 24, 917MHz			
Frequency Range	Value	Limit	Result
30 MHz - 12.5 GHz	-39.96 dBc	≤ -20 dBc	Pass



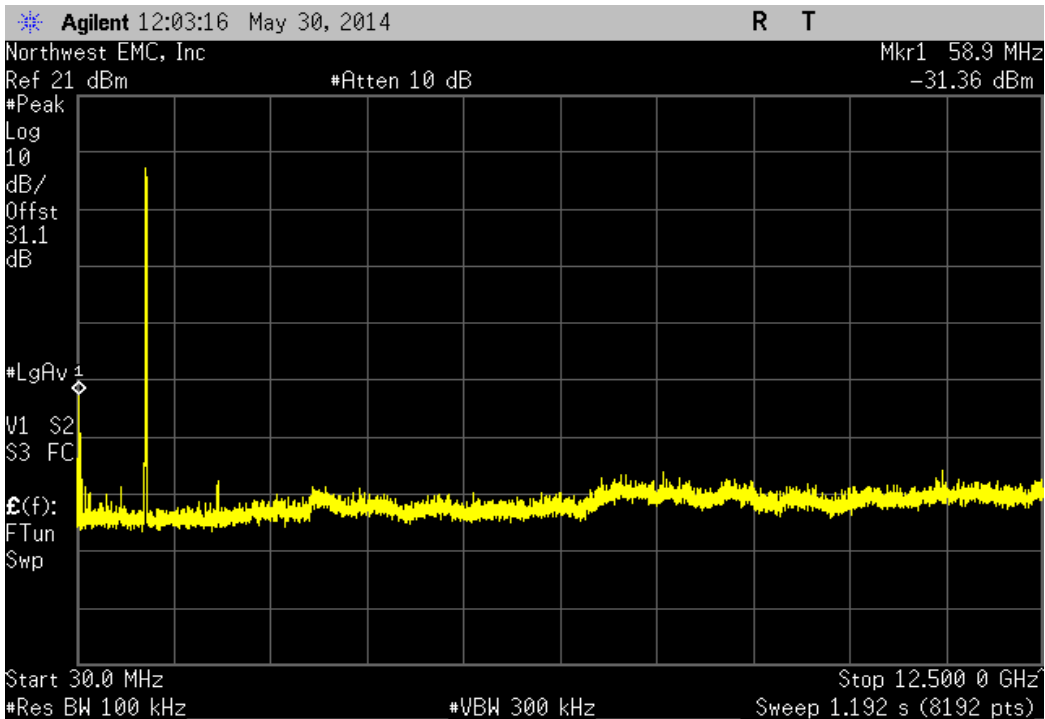
902 MHz - 928 MHz Band, 10MHz Bandwidth , Modulation Type, 64-QAM, Coding Rate, 3/4., Mid Channel 24, 917MHz			
Frequency Range	Value	Limit	Result
12.5 GHz - 25 GHz	-46.42 dBc	≤ -20 dBc	Pass



902 MHz - 928 MHz Band, 10MHz Bandwidth , Modulation Type, 64-QAM, Coding Rate, 3/4., High Channel 29, 922MHz				
Frequency Range		Value	Limit	Result
Fundamental		N/A	N/A	N/A



902 MHz - 928 MHz Band, 10MHz Bandwidth , Modulation Type, 64-QAM, Coding Rate, 3/4., High Channel 29, 922MHz				
Frequency Range		Value	Limit	Result
30 MHz - 12.5 GHz		-40.95 dBc	≤ -20 dBc	Pass



902 MHz - 928 MHz Band, 10MHz Bandwidth , Modulation Type, 64-QAM, Coding Rate, 3/4., High Channel 29, 922MHz			
Frequency Range	Value	Limit	Result
12.5 GHz - 25 GHz	-48.44 dBc	≤ -20 dBc	Pass

