





Note: The label locations for the ST-675-030 and ST-675-030-NSN models are identical. Only the ST-675-030 is shown.

8	<p>Apply the following label on the top of the Rear Enclosure housing.</p> <ul style="list-style-type: none">a) P/N 735-00012-001 – Caution labelb) P/N 510-00015-001 – S/N labelc) P/N 735-00086-902 – Model no.d) P/N 735-00085-901 – Savi Logo	
9	<p>Location of FCC ID label (P/N 735-00092-906) and the FCC caution label (P/N 735-05166-001) on the side of the Enclosure housing as shown. </p>	
12	<p>Apply Antenna location label (P/N 735-00033-001) on the Antenna enclosure as shown.</p>	

13 Scan the Serial number of the unit from the Encloser side and print a duplicate serial number(P/N 735-00088-901) and apply on the antenna enclosure as shown.



Picture is for Reference only