




INSTRUCTIONS / NOTES		
1	DIMENSION	3.00" (W) X 1.50" (H); SHARP RADIUS
2	MATERIAL	GE: 8B35, LEXAN, 7 MIL THICK, TEXTURED SURFACE
3	ADHESIVE	3M: 468 MP, 5 MIL ADHESIVE, APPLY TO BACK SIDE
4	BKGND FLOOD	COLOR: WHITE
5	LOGO/TEXT	COLOR: BLACK

F5™
TT5 – TensiTrak
This device complies with Part 15 of the FCC Rules. Operation is subject to the following two conditions: (1) this device may not cause harmful interference, and (2) this device must accept any interference received, including interference that may cause undesired operation.

DigiTrak®
2.7 - 4.8V = 300mA Max
ARBN 090 007 962
IC: 2213A-2020
FCC ID: KKG2020
Complies with IEC 61010-1
12kHz Frequency


800-288-3610 or 425-251-0559
www.digitrak.com
450-0056-00-A



TITLEBLOCK: SIZE 8.5X11 (LETTER)	MD	11-02-11	INITIAL RELEASE FOR PRODUCTION			A
	BY	DATE	DESCRIPTION			REV
THIS DRAWING IS CONFIDENTIAL AND IS SUPPLIED ON THE UNDERSTANDING THAT IT IS NOT SHOWN TO OTHER PERSONS OR COMPANIES WITHOUT WRITTEN CONSENT OF DIGITAL CONTROL INCORPORATED	APPROVAL	AH	TOLERANCES (STANDARD UNITS UNLESS OTHERWISE SPECIFIED)		TITLE DIGITRAK TT, F5 TRANSMITTER LABEL	SHEET 1 / 1
	APPROVAL	JP				
	DRAFTER	MD	DECIMAL .X ±.030 FRACTIONS ±1/32 .XX ±.010 .XXX ±.005 ANGLES ± 1°	 19625 62ND AVE SOUTH, SUITE B103 KENT, WA 98032, WWW.DIGITRAK.COM 425-251-0701 · 425-251-0702 FAX	DRAWING NO. 450-0056-00	REV A
	ENGINEER	MD				