

SP1000 Transmitter SP1000 TX

USER MANUAL

Please read all instructions carefully before you use your SP1000 wireless remote. This product will fit for the iPod 3rd & 4th generation, iPod mini and iPod photo.

You can conveniently use this handy SP1000 transmitter to control your iPod up to 40 meters away. You must use one SP1000 transmitter to control one SP1000 receiver by aiming your SP1000 transmitter at one SP1000 receiver for best result (similar receiver will be not interfered). Mini iPod can be controlled within 12 meters.

List of parts

- *Transmitter
- *Receiver with microphone inside
- *Neckstrap
- *Audio cable

Installation


Aim the connectors on your SP1000 receiver to the respective ports on the iPod and push all way in until completely docked. Red LED in SP1000 receiver should be flashing once, as you plug your SP1000 receiver into the iPod.



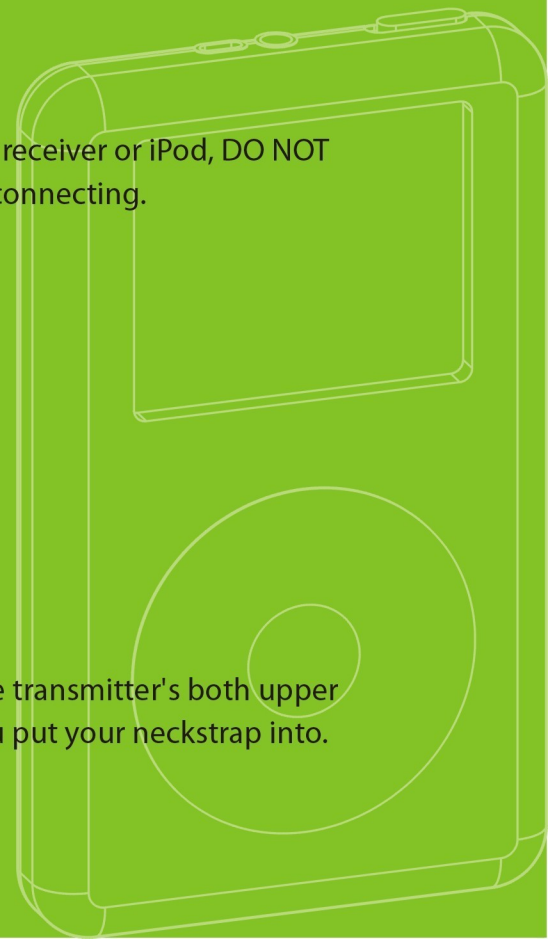
Use an audio cable with a 3.5 mm stereo plug to connect your SP1000 receiver with speakers or stereo system.

Caution:

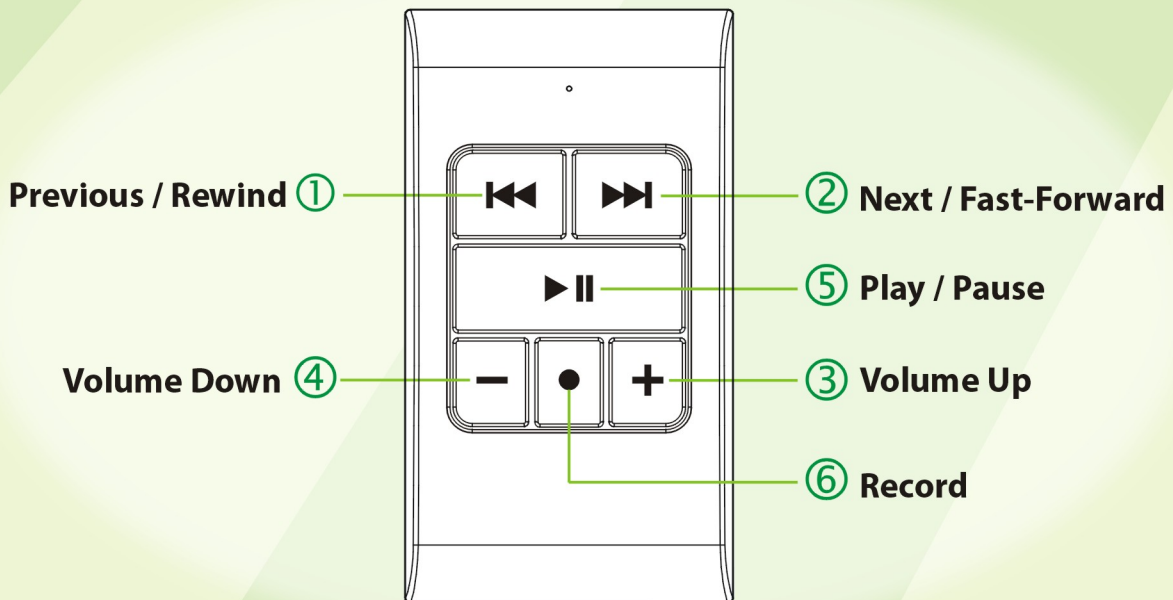
To prevent from damaging your SP1000 receiver or iPod, DO NOT TWIST OR BIND while connecting or disconnecting.



You must gently open up the transmitter's both upper and bottom cover where you put your neckstrap into.



Buttons




Operation

There shall be Green LED flashing in your SP1000 transmitter every time you press it. Aim your SP1000 transmitter at your SP1000 receiver.

- Press button 1 for playing the previous song
- Press button 2 for skipping to the next song
- Press and hold button 1 for rewinding a song
- Press and hold button 2 for fast-forward a song
- Press button 5 for playing a song
- Press and hold button 5 for pausing a song
- Press button 3 for volume + and 4 for volume -
- Press button 5 and 1 for the previous play list
- Press button 5 and 2 for the next list
- Press button 5 and 3 for the next album
- Press button 5 and 4 for the previous album
- Press button 5 and 6 for repeat a song
- Press button 6 for changing record mode

the Red LED of SP1000 transmitter will be flashing, instead of Green LED flashing, then press the enter key in the iPod to record.



Thank you for choosing wireless remote SP1000.

FCC Caution:

1. This device complies with Part 15 of the FCC rules. Operation is subject to the following two conditions:
 - (1) This device may not cause harmful interference, and
 - (2) This device must accept any interference received, including interference that may cause undesired operation.
2. This device and its antenna(s) must not be co-located or operating in conjunction with any other antenna or transmitter.
3. Changes or modifications to this unit not expressly approved by the party responsible for compliance could void the user authority to operate the equipment.