

US Tech Test Report:
FCC ID:
IC:
Test Report Number:
Issue Date:
Customer:
Model:

FCC Part 15 Certification/ RSS 210
KE3-3003590
2721A-3003590
19-0406
December 20, 2019
Radio Systems
RIG00-16947

EXTERNAL PHOTOGRAPHS



Figure 1. EUT Module with Inductor

US Tech Test Report:
FCC ID:
IC:
Test Report Number:
Issue Date:
Customer:
Model:

FCC Part 15 Certification/ RSS 210
KE3-3003590
2721A-3003590
19-0406
December 20, 2019
Radio Systems
RIG00-16947




Figure 2. EUT, Top

US Tech Test Report:
FCC ID:
IC:
Test Report Number:
Issue Date:
Customer:
Model:

FCC Part 15 Certification/ RSS 210
KE3-3003590
2721A-3003590
19-0406
December 20, 2019
Radio Systems
RIG00-16947




Figure 3. EUT, Bottom

US Tech Test Report:
FCC ID:
IC:
Test Report Number:
Issue Date:
Customer:
Model:

FCC Part 15 Certification/ RSS 210
KE3-3003590
2721A-3003590
19-0406
December 20, 2019
Radio Systems
RIG00-16947




Figure 4. EUT, Side 1

US Tech Test Report:
FCC ID:
IC:
Test Report Number:
Issue Date:
Customer:
Model:

FCC Part 15 Certification/ RSS 210
KE3-3003590
2721A-3003590
19-0406
December 20, 2019
Radio Systems
RIG00-16947



Figure 5. EUT Side 2

US Tech Test Report:
FCC ID:
IC:
Test Report Number:
Issue Date:
Customer:
Model:

FCC Part 15 Certification/ RSS 210
KE3-3003590
2721A-3003590
19-0406
December 20, 2019
Radio Systems
RIG00-16947



Figure 6. EUT Side 3

US Tech Test Report:
FCC ID:
IC:
Test Report Number:
Issue Date:
Customer:
Model:

FCC Part 15 Certification/ RSS 210
KE3-3003590
2721A-3003590
19-0406
December 20, 2019
Radio Systems
RIG00-16947



Figure 7. EUT Side 4