

US Tech Test Report:
FCC ID:
Test Report Number:
Issue Date:
Customer:
Model:

FCC Part 15.225 Certification
KE3-3003449
24-0208
11/04/2024
Radio Systems Corporation
300-3449

INTERNAL PHOTOS




Figure 1. Main Board Front (contains NFC circuitry)

US Tech Test Report:
FCC ID:
Test Report Number:
Issue Date:
Customer:
Model:

FCC Part 15.225 Certification
KE3-3003449
24-0208
11/04/2024
Radio Systems Corporation
300-3449




Figure 2. Main Board Rear (contains NFC circuitry)

US Tech Test Report:
FCC ID:
Test Report Number:
Issue Date:
Customer:
Model:

FCC Part 15.225 Certification
KE3-3003449
24-0208
11/04/2024
Radio Systems Corporation
300-3449




Figure 3. Internal Mechanism Rear

US Tech Test Report:
FCC ID:
Test Report Number:
Issue Date:
Customer:
Model:

FCC Part 15.225 Certification
KE3-3003449
24-0208
11/04/2024
Radio Systems Corporation
300-3449




Figure 4. Internal Mechanism Left

US Tech Test Report:
FCC ID:
Test Report Number:
Issue Date:
Customer:
Model:

FCC Part 15.225 Certification
KE3-3003449
24-0208
11/04/2024
Radio Systems Corporation
300-3449




Figure 5. Internal Mechanism Right

US Tech Test Report:
FCC ID:
Test Report Number:
Issue Date:
Customer:
Model:

FCC Part 15.225 Certification
KE3-3003449
24-0208
11/04/2024
Radio Systems Corporation
300-3449




Figure 6. Internal Mechanism Front