

US Tech Test Report:
FCC ID:
IC:
Test Report Number:
Issue Date:
Customer:
Model:

FCC Part 15 Certification/ RSS 210
KE3-3003444
2721A-3003444
23-0110
July 13, 2023
Radio Systems Corporation
STD00-17813

INTERNAL PHOTOGRAPHS




Figure 1. Back Cover Removed (STD00-17813)

Note: Cable indicated above are for programming purposes only

US Tech Test Report:
FCC ID:
IC:
Test Report Number:
Issue Date:
Customer:
Model:

FCC Part 15 Certification/ RSS 210
KE3-3003444
2721A-3003444
23-0110
July 13, 2023
Radio Systems Corporation
STD00-17813




Figure 2. Main PCB Front and Antenna (STD00-17813)

US Tech Test Report:
FCC ID:
IC:
Test Report Number:
Issue Date:
Customer:
Model:

FCC Part 15 Certification/ RSS 210
KE3-3003444
2721A-3003444
23-0110
July 13, 2023
Radio Systems Corporation
STD00-17813




Figure 3. Main PCB Back (STD00-17813)

US Tech Test Report:
FCC ID:
IC:
Test Report Number:
Issue Date:
Customer:
Model:

FCC Part 15 Certification/ RSS 210
KE3-3003444
2721A-3003444
23-0110
July 13, 2023
Radio Systems Corporation
STD00-17813




Figure 4. Battery (STD00-17813)