

US Tech Test Report:  
FCC ID:  
IC:  
Test Report Number:  
Issue Date:  
Customer:  
Model:

FCC Part 15/IC RSS-210 Certification  
KE3-3003359  
2721A-3003359  
18-0186  
July 24, 2018  
Radio Systems Corporation  
SDT54-16682


## INTERNAL PHOTOGRAPHS



**Figure 1. EUT cover removed**

US Tech Test Report:  
FCC ID:  
IC:  
Test Report Number:  
Issue Date:  
Customer:  
Model:


FCC Part 15/IC RSS-210 Certification  
KE3-3003359  
2721A-3003359  
18-0186  
July 24, 2018  
Radio Systems Corporation  
SDT54-16682



**Figure 2. Close up of antenna connection point (solder connection)**

US Tech Test Report:  
FCC ID:  
IC:  
Test Report Number:  
Issue Date:  
Customer:  
Model:

FCC Part 15/IC RSS-210 Certification  
KE3-3003359  
2721A-3003359  
18-0186  
July 24, 2018  
Radio Systems Corporation  
SDT54-16682




**Figure 3. Enclosure Open**



US Tech Test Report:  
FCC ID:  
IC:  
Test Report Number:  
Issue Date:  
Customer:  
Model:


FCC Part 15/IC RSS-210 Certification  
KE3-3003359  
2721A-3003359  
18-0186  
July 24, 2018  
Radio Systems Corporation  
SDT54-16682



**Figure 4. PCB Exposed, Top**

US Tech Test Report:  
FCC ID:  
IC:  
Test Report Number:  
Issue Date:  
Customer:  
Model:

FCC Part 15/IC RSS-210 Certification  
KE3-3003359  
2721A-3003359  
18-0186  
July 24, 2018  
Radio Systems Corporation  
SDT54-16682



**Figure 5. PCB Exposed, Bottom**

US Tech Test Report:  
FCC ID:  
IC:  
Test Report Number:  
Issue Date:  
Customer:  
Model:

FCC Part 15/IC RSS-210 Certification  
KE3-3003359  
2721A-3003359  
18-0186  
July 24, 2018  
Radio Systems Corporation  
SDT54-16682



**Figure 6. Battery**