

US Tech Test Report  
FCC ID:  
IC:  
Test Report Number:  
Issue date:  
Customer:  
Model:

FCC Part 15.209 an IC RSS-210 Certification  
KE3-3003274  
2721A-3003274  
18-0038  
May 25, 2018  
Radio Systems Corp  
300-3274

---

## INTERNAL PHOTOGRAPHS



**Figure 1. EUT, Battery Compartment Open**

US Tech Test Report  
FCC ID:  
IC:  
Test Report Number:  
Issue date:  
Customer:  
Model:

FCC Part 15.209 an IC RSS-210 Certification  
KE3-3003274  
2721A-3003274  
18-0038  
May 25, 2018  
Radio Systems Corp  
300-3274



**Figure 2. EUT Enclosure Opened**

US Tech Test Report  
FCC ID:  
IC:  
Test Report Number:  
Issue date:  
Customer:  
Model:

FCC Part 15.209 an IC RSS-210 Certification  
KE3-3003274  
2721A-3003274  
18-0038  
May 25, 2018  
Radio Systems Corp  
300-3274

---




**Figure 3. EUT Internal View**

US Tech Test Report  
FCC ID:  
IC:  
Test Report Number:  
Issue date:  
Customer:  
Model:

FCC Part 15.209 an IC RSS-210 Certification  
KE3-3003274  
2721A-3003274  
18-0038  
May 25, 2018  
Radio Systems Corp  
300-3274

---




**Figure 4. Coil Loop Antenna Side 1**

US Tech Test Report  
FCC ID:  
IC:  
Test Report Number:  
Issue date:  
Customer:  
Model:

FCC Part 15.209 an IC RSS-210 Certification  
KE3-3003274  
2721A-3003274  
18-0038  
May 25, 2018  
Radio Systems Corp  
300-3274


---



**Figure 5. Coil Loop Antenna, Side 2**

US Tech Test Report  
FCC ID:  
IC:  
Test Report Number:  
Issue date:  
Customer:  
Model:


FCC Part 15.209 an IC RSS-210 Certification  
KE3-3003274  
2721A-3003274  
18-0038  
May 25, 2018  
Radio Systems Corp  
300-3274



**Figure 6. PCB, Component Side**

US Tech Test Report  
FCC ID:  
IC:  
Test Report Number:  
Issue date:  
Customer:  
Model:

FCC Part 15.209 an IC RSS-210 Certification  
KE3-3003274  
2721A-3003274  
18-0038  
May 25, 2018  
Radio Systems Corp  
300-3274



**Figure 7. Back of PCB with IR Sensor**