

US Tech Test Report
FCC ID:
IC:
Test Report Number:
Issue date:
Customer:
Model:

FCC Par 15.209 and IC RSS-210 Certification
KE3-3003274
2721A-3003274
18-0038
May 25, 2018
Radio Systems Corp
300-3274

Test Configuration Photographs



Figure 1. Radiated Emissions Test Configuration (below 30 MHz)

US Tech Test Report
FCC ID:
IC:
Test Report Number:
Issue date:
Customer:
Model:

FCC Par 15.209 and IC RSS-210 Certification
KE3-3003274
2721A-3003274
18-0038
May 25, 2018
Radio Systems Corp
300-3274




Figure 2. Radiated Emissions Test Configuration (below 200 MHz)

US Tech Test Report
FCC ID:
IC:
Test Report Number:
Issue date:
Customer:
Model:

FCC Par 15.209 and IC RSS-210 Certification
KE3-3003274
2721A-3003274
18-0038
May 25, 2018
Radio Systems Corp
300-3274




Figure 3. Radiated Emissions Test Configuration (200 MHz to 1 GHz)

US Tech Test Report
FCC ID:
IC:
Test Report Number:
Issue date:
Customer:
Model:

FCC Par 15.209 and IC RSS-210 Certification
KE3-3003274
2721A-3003274
18-0038
May 25, 2018
Radio Systems Corp
300-3274




Figure 4. Close-Up of Test Configuration