

US Tech Test Report
FCC ID:
IC:
Test Report Number:
Issue date:
Customer:
Model:

FCC Part 15& RSS-GEN Certification
KE3-3003079
2721A-3003079
18-0159
June 28, 2018
Radio Systems Corp.
RAC00-15373

Test Configuration Photographs



Figure 1. EUT Radiated Emissions Test Setup

US Tech Test Report
FCC ID:
IC:
Test Report Number:
Issue date:
Customer:
Model:

FCC Part 15& RSS-GEN Certification
KE3-3003079
2721A-3003079
18-0159
June 28, 2018
Radio Systems Corp.
RAC00-15373




Figure 2. Spurious Radiated Emissions Below 30 MHz, X Polarity

US Tech Test Report
FCC ID:
IC:
Test Report Number:
Issue date:
Customer:
Model:

FCC Part 15& RSS-GEN Certification
KE3-3003079
2721A-3003079
18-0159
June 28, 2018
Radio Systems Corp.
RAC00-15373




Figure 3. Radiated Emissions Below 30 MHz, Y-Polarity

US Tech Test Report
FCC ID:
IC:
Test Report Number:
Issue date:
Customer:
Model:

FCC Part 15& RSS-GEN Certification
KE3-3003079
2721A-3003079
18-0159
June 28, 2018
Radio Systems Corp.
RAC00-15373




Figure 4. Radiated Emissions Below 30 MHz, Z-Polarity

US Tech Test Report
FCC ID:
IC:
Test Report Number:
Issue date:
Customer:
Model:

FCC Part 15& RSS-GEN Certification
KE3-3003079
2721A-3003079
18-0159
June 28, 2018
Radio Systems Corp.
RAC00-15373



Figure 5. Radiated Emissions, 30-200 MHz

US Tech Test Report
FCC ID:
IC:
Test Report Number:
Issue date:
Customer:
Model:

FCC Part 15& RSS-GEN Certification
KE3-3003079
2721A-3003079
18-0159
June 28, 2018
Radio Systems Corp.
RAC00-15373




Figure 6. Radiated Emissions, 200-1000 MHz

US Tech Test Report
FCC ID:
IC:
Test Report Number:
Issue date:
Customer:
Model:

FCC Part 15& RSS-GEN Certification
KE3-3003079
2721A-3003079
18-0159
June 28, 2018
Radio Systems Corp.
RAC00-15373



Figure 7. Powerline Conducted Emissions Test Configuration