

US Tech Test Report:
FCC ID:
IC:
Test Report Number:
Issue Date:
Customer:
Model:

FCC Part 15 Certification/ RSS 210
KE3-3003061B
2721A-3003061B
19-0002
March 27, 2019
Radio Systems
SDT00-12721

INTERNAL PHOTOGRAPHS



Figure 1. EUT with Cover Removed

US Tech Test Report:
FCC ID:
IC:
Test Report Number:
Issue Date:
Customer:
Model:

FCC Part 15 Certification/ RSS 210
KE3-3003061B
2721A-3003061B
19-0002
March 27, 2019
Radio Systems
SDT00-12721




Figure 2. PCB Component Side

US Tech Test Report:
FCC ID:
IC:
Test Report Number:
Issue Date:
Customer:
Model:

FCC Part 15 Certification/ RSS 210
KE3-3003061B
2721A-3003061B
19-0002
March 27, 2019
Radio Systems
SDT00-12721




Figure 3. Left Side Circuits

US Tech Test Report:
FCC ID:
IC:
Test Report Number:
Issue Date:
Customer:
Model:

FCC Part 15 Certification/ RSS 210
KE3-3003061B
7271A-3003061B
19-0002
March 27, 2019
Radio Systems
SDT00-12721




Figure 4. Right Side Circuits

US Tech Test Report:
FCC ID:
IC:
Test Report Number:
Issue Date:
Customer:
Model:

FCC Part 15 Certification/ RSS 210
KE3-3003061B
2721A-3003061B
19-0002
March 27, 2019
Radio Systems
SDT00-12721




Figure 5. Back of PCB