


US Tech Test Report:  
FCC ID:  
IC:  
Test Report Number:  
Issue Date:  
Customer:  
Model:

FCC Part 15 Certification/ RSS 210  
KE3-3001186  
2721A-3001186  
16-0154  
August 29, 2016  
Radio Systems  
Boundary Plus DL Transmitter

---


## INTERNAL PHOTOGRAPHS



**Figure 1. Cover Removed**

US Tech Test Report:  
FCC ID:  
IC:  
Test Report Number:  
Issue Date:  
Customer:  
Model:

FCC Part 15 Certification/ RSS 210  
KE3-3001186  
2721A-3001186  
16-0154  
August 29, 2016  
Radio Systems  
Boundary Plus DL Transmitter



**Figure 2. PCB in Place**

US Tech Test Report:  
FCC ID:  
IC:  
Test Report Number:  
Issue Date:  
Customer:  
Model:

FCC Part 15 Certification/ RSS 210  
KE3-3001186  
2721A-3001186  
16-0154  
August 29, 2016  
Radio Systems  
Boundary Plus DL Transmitter





Figure 3, EUT Circuit Board, Top

US Tech Test Report:  
FCC ID:  
IC:  
Test Report Number:  
Issue Date:  
Customer:  
Model:

FCC Part 15 Certification/ RSS 210  
KE3-3001186  
2721A-3001186  
16-0154  
August 29, 2016  
Radio Systems  
Boundary Plus DL Transmitter

---



**Figure 4. EUT Circuit Board, Bottom**

US Tech Test Report:  
FCC ID:  
IC:  
Test Report Number:  
Issue Date:  
Customer:  
Model:

FCC Part 15 Certification/ RSS 210  
KE3-3001186  
2721A-3001186  
16-0154  
August 29, 2016  
Radio Systems  
Boundary Plus DL Transmitter



Figure 5. EUT Battery