

US Tech Test Report:
FCC ID:
Test Report Number:
Issue Date:
Customer:
Model:

FCC Part 95 Certification
KE3-3001112
15-0165
August 4, 2015
Radio Systems Corporation
TEK G

INTERNAL PHOTOGRAPHS



Figure 1. EUT, Enclosure Removed




Figure 2. Battery and Insulator Removed

Shield removed

US Tech Test Report:
FCC ID:
Test Report Number:
Issue Date:
Customer:
Model:

FCC Part 95 Certification
KE3-3001112
15-0165
August 4, 2015
Radio Systems Corporation
TEK G




Figure 3. Main PCB

US Tech Test Report:
FCC ID:
Test Report Number:
Issue Date:
Customer:
Model:

FCC Part 95 Certification
KE3-3001112
15-0165
August 4, 2015
Radio Systems Corporation
TEK G




Figure 4. Side 2 of Main PCB

US Tech Test Report:
FCC ID:
Test Report Number:
Issue Date:
Customer:
Model:

FCC Part 95 Certification
KE3-3001112
15-0165
August 4, 2015
Radio Systems Corporation
TEK G




Figure 5. Enclosure Cavity