


SETUP PHOTOGRAPHS

This document contains 6 photographs


Photograph No.1
Setup for spurious emission field strength measurements in the anechoic chamber below 30 MHz




Photograph No.2
Setup for carrier field strength, spurious emission field strength, OBW measurements
in the anechoic chamber in 30 – 1000 MHz range





Photograph No.3
Setup for spurious emission field strength measurements
in the anechoic chamber in 30 – 1000 MHz range, EUT close view



Photograph No.4
Setup for spurious emission field strength measurements
in the anechoic chamber above 1000 MHz



Photograph No.5
Setup for periodic operation measurements



Photograph No.6
Setup for conducted emission measurements on AC power lines

