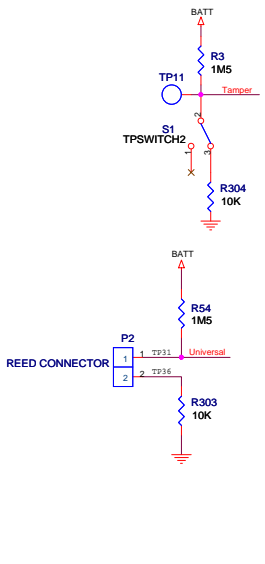
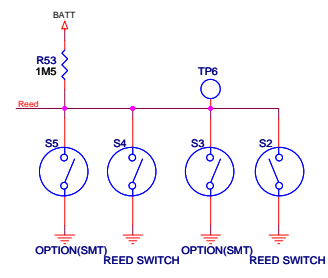
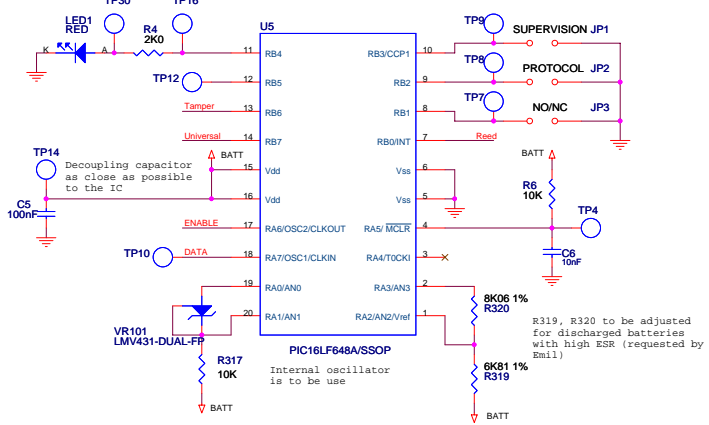


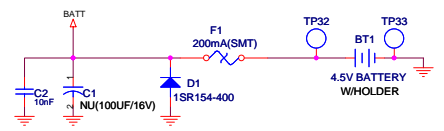
\* L102 & L104 must be one beside the other on the width of the transmission line. The purpose is to get a more precise inductor value if needed.



Self test mode is TP12 - RB5



**CONFIDENTIAL**



**PARADOX SECURITY SYSTEMS**  
 780 Blvd Industriel  
 St-Eustache, Québec  
 J7R 5V3  
 Tel: (450) 491-7444  
 Copyright © 2005  
 Private and Confidential.  
 Property of Paradox Security Systems.

Title: 433MHz 4.5 Volts Door Contact (MG-DCT10)

Size	Document Number	ECO#	Rev
B	312-4004-080	E033	080

Date: Wednesday, January 24, 2007 Sheet 1 of 1