

EXHIBIT 1. LIST OF EXHIBITS and FCC IDENTIFICATION LABEL

LIST OF EXHIBITS

DESCRIPTION	EXHIBITS	REFERENCE
I. Identification label Information & General Information	1	2.1033 (b) 7 & 2.925
1. Production Plans	1A	2.1031
2. Application References		N/A
3. Data submittal Procedure		
4. Similar Certified Transmitter		
II. Certification Data	2	
III. External Photographs	3	2.1033 (b) 7
IV. Block Diagrams (Circuit Diagrams) <i>confidential</i>	4	2.1033 (b) 5
V. Schematic Diagrams <i>confidential</i>	5	2.1033 (b) 5
VI Test Report 1	6	2.1033 (b) 6
Part 22H & 24E – Supplemental IX300 EMC Test Report with previously Certified Transmitter, a Sierra Wireless, Inc., FCC ID: N7NAC775, Model: AirCard 775.		
1) RF Power Output (2.1046)		
2) Transmitter Radiated Spurious Emissions (2.1053)		
3) Equivalent Isotropic Radiated Power		
<i>Note:</i> Files from the OEM's Certification uploaded for the other test report data and exhibits for items required by Parts 22 & 24.		
VI Test Report 2	6	2.1033 (b) 6
Part 15.247 – FHSS, Complete IX300 EMC Test Report with previously Certified Bluetooth Intentional Radiator, Billionton Systems, Inc., FCC ID: NLF-MUBTC2-CLEVO, Model: MUBTUC2.		
Eleven Common Bluetooth Items	6	
Six tests required	6	15.247 (a, b, c, g, h)
1) The Occupied Bandwidth Section 15.247(a)ii		
2) Conducted Output Power Section 15.247(b)1		
3) EIRP limit Section 15.247(b)3		
4) RF safety Section 15.247(b)4		see Exhibit XII
5) Spurious Emissions Section 15.247 (c)		
6) Power Spectral Density in Acquisition Mode		N/A to FHSS
VII. Test Set-up Procedures	7	2.1041

VIII.	Instruction Manual		8	2.1033 (b) 3
IX.	Internal Photographs		9	2.1033 (b) 7
X.	Part List and Tune Up Procedures	<i>confidential</i>	10	2.1033
XI.	MPE RF Exposure Information		11	2.1093,15.247(b)4
XII.	Operational Description	<i>confidential</i>	12	2.1033(b)1,2,4,8
	Antenna Requirements		12	15.203
XIII.	Cover Letter, Certification Action Requested		13	
	Cover Letter, Request For Confidentiality		13	
	Cover Letter, Authorization to sign FCC Form 731		13	

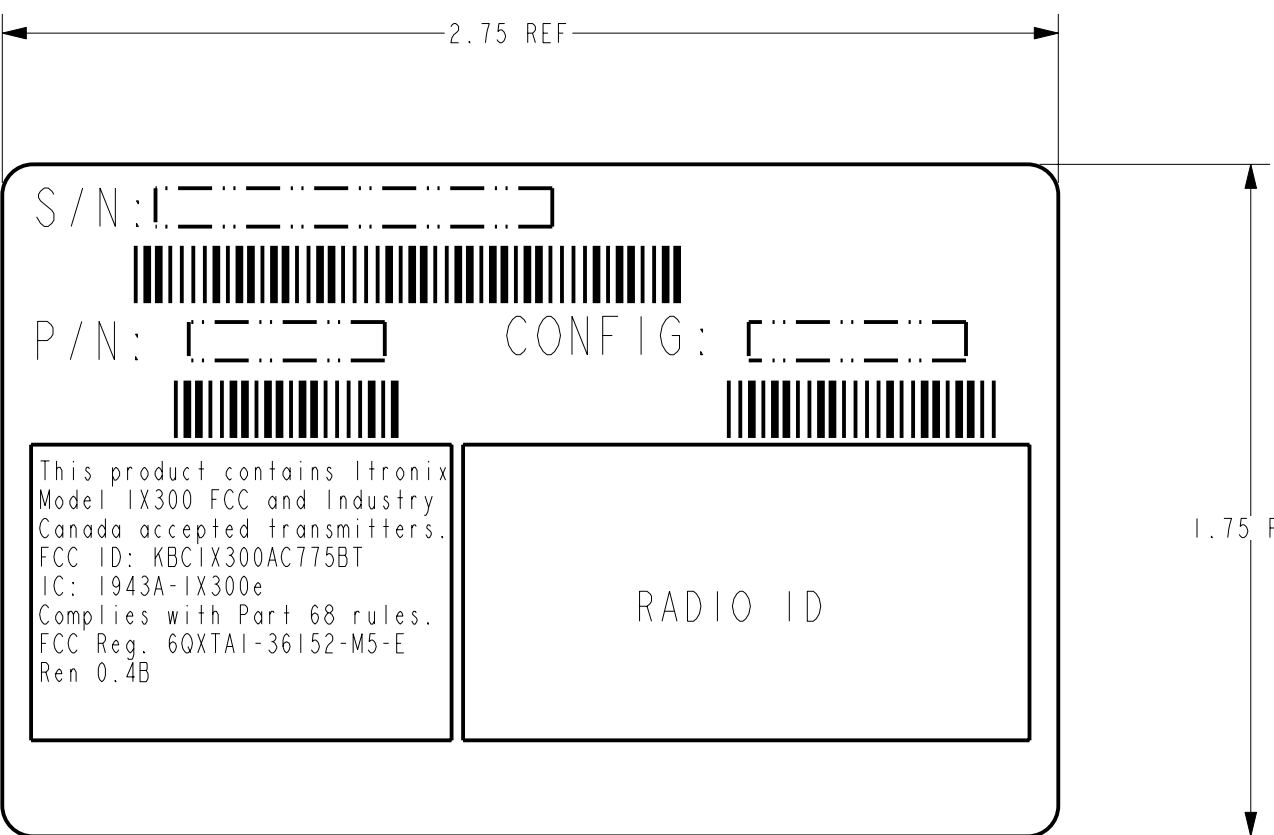
EXHIBIT 1. FCC IDENTIFICATION LABEL & LOCATION

FCC ID label location is on the bottom right side of the Tablet PC.
 The name ITRONIX is on the SILVER label heading.



The FCC Identification label required under section: 47 CFR 2.1033(c) 11, is located on following page for the FCC ID: **KBCIX300AC775BT**.
 The Part 15.19 Users statement page follows that page.

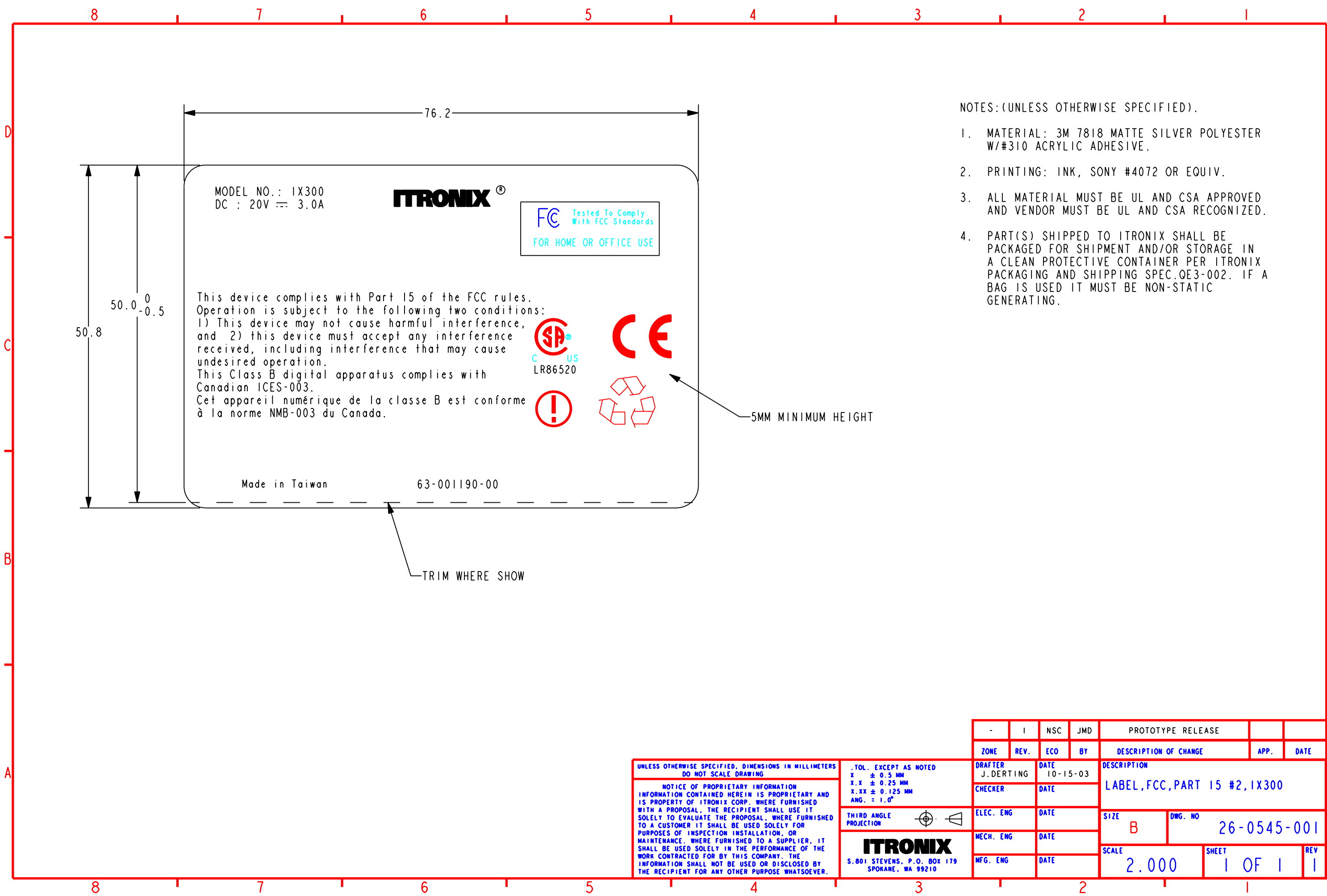
MODEL	PART NUMBER	OBJECT NAME	REV	VER	REL
	26-0679-001	LBL-STD-775-BT-1X300		0	
DRAWING	26-0679-001	26-0679-001.01.775-BT-SD-300		0	



NOTES: (UNLESS OTHERWISE SPECIFIED).

- FOR LABEL MANUFACTURE SEE ITRONIX DRAWING 26-0637-000.
- PART(S) SHIPPED TO ITRONIX SHALL BE PACKAGED FOR SHIPMENT AND/OR STORAGE IN A CLEAN PROTECTIVE CONTAINER PER ITRONIX PACKAGING AND SHIPPING SPEC. QE3-002. IF A BAG IS USED IT MUST BE NON-STATIC GENERATING.

CONFIGURATION		- I MH JMD				PROTOTYPE RELEASE	
RADIO	MODEM	ZONE	REV.	ECO	BY	DESCRIPTION OF CHANGE	APP. DATE
BLUE TOOTH	STANDARD						
AC775							
UNLESS OTHERWISE SPECIFIED, DIMENSIONS IN INCHES DO NOT SCALE DRAWING		DRAFTER J. DERTING		DATE 1-19-05		DESCRIPTION LBL, IX300, AC775, BT, STD	
NOTICE OF PROPRIETARY INFORMATION INFORMATION CONTAINED HEREIN IS PROPRIETARY AND IS PROPERTY OF ITRONIX CORP. WHERE FURNISHED WITH A PROPOSAL, THE RECIPIENT SHALL USE IT SOLELY TO EVALUATE THE PROPOSAL, WHERE FURNISHED TO A CUSTOMER IT SHALL BE USED SOLELY FOR PURPOSES OF INSPECTION INSTALLATION, OR MAINTENANCE. WHERE FURNISHED TO A SUPPLIER, IT SHALL BE USED SOLELY IN THE PERFORMANCE OF THE WORK CONTRACTED FOR BY THIS COMPANY. THE INFORMATION SHALL NOT BE USED OR DISCLOSED BY THE RECIPIENT FOR ANY OTHER PURPOSE WHATSOEVER.		.TOL. EXCEPT AS NOTED .XX ± 0.01 INCH .XXX ± 0.005 INCH ANG. = 1.0°		CHECKER		DATE	
THIRD ANGLE PROJECTION		ELEC. ENG		DATE		SIZE B DWG. NO 26-0XXX-001	
ITRONIX S.801 STEVENS, P.O. BOX 179 SPOKANE, WA 99210		MECH. ENG		DATE		SCALE 2.000 SHEET 1 OF 1 REV	
		MFG. ENG		DATE			



MODEL NO.: IX300
DC : 20V = 3.0A

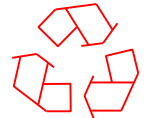
ITRONIX®

FC Tested To Comply With FCC Standards
FOR HOME OR OFFICE USE

This device complies with Part 15 of the FCC rules. Operation is subject to the following two conditions:
1) This device may not cause harmful interference, and 2) this device must accept any interference received, including interference that may cause undesired operation.
This Class B digital apparatus complies with Canadian ICES-003.
Cet appareil numérique de la classe B est conforme à la norme NMB-003 du Canada.



C US LR86520



5MM MINIMUM HEIGHT

Made in Taiwan

63-001190-00

TRIM WHERE SHOW

NOTES: (UNLESS OTHERWISE SPECIFIED).

- MATERIAL: 3M 7818 MATTE SILVER POLYESTER W/#310 ACRYLIC ADHESIVE.
- PRINTING: INK, SONY #4072 OR EQUIV.
- ALL MATERIAL MUST BE UL AND CSA APPROVED AND VENDOR MUST BE UL AND CSA RECOGNIZED.
- PART(S) SHIPPED TO ITRONIX SHALL BE PACKAGED FOR SHIPMENT AND/OR STORAGE IN A CLEAN PROTECTIVE CONTAINER PER ITRONIX PACKAGING AND SHIPPING SPEC. OE3-002. IF A BAG IS USED IT MUST BE NON-STATIC GENERATING.

UNLESS OTHERWISE SPECIFIED, DIMENSIONS IN MILLIMETERS DO NOT SCALE DRAWING

NOTICE OF PROPRIETARY INFORMATION INFORMATION CONTAINED HEREIN IS PROPRIETARY AND IS PROPERTY OF ITRONIX CORP. WHERE FURNISHED WITH A PROPOSAL, THE RECIPIENT SHALL USE IT SOLELY TO EVALUATE THE PROPOSAL, WHERE FURNISHED TO A CUSTOMER IT SHALL BE USED SOLELY FOR PURPOSES OF INSPECTION INSTALLATION, OR MAINTENANCE. WHERE FURNISHED TO A SUPPLIER, IT SHALL BE USED SOLELY IN THE PERFORMANCE OF THE WORK CONTRACTED FOR BY THIS COMPANY. THE INFORMATION SHALL NOT BE USED OR DISCLOSED BY THE RECIPIENT FOR ANY OTHER PURPOSE WHATSOEVER.

TOL. EXCEPT AS NOTED
X ± 0.5 MM
X.X ± 0.25 MM
X.XX ± 0.125 MM
ANG. = 1.0°

THIRD ANGLE PROJECTION

ITRONIX
S. 801 STEVENS, P.O. BOX 179
SPOKANE, WA 99210

-	I	NSC	JMD	PROTOTYPE RELEASE		
ZONE	REV.	ECO	BY	DESCRIPTION OF CHANGE	APP.	DATE
DRAFTER	J. DERTING	DATE	10-15-03	DESCRIPTION		
CHECKER		DATE		LABEL, FCC, PART 15 #2, IX300		
ELEC. ENG		DATE		SIZE	DWG. NO	
MECH. ENG		DATE		B	26-0545-001	
MFG. ENG		DATE		SCALE	SHEET	REV
				2.000	1 OF 1	1