

**EXHIBIT 1. LIST OF EXHIBITS and FCC IDENTIFICATION LABEL****LIST OF EXHIBITS**

DESCRIPTION	EXHIBITS	REFERENCE
I. Identification label Information & General Information	1	2.1033 (b) 7 & 2.925
1. Production Plans	1A	2.1031
2. Application References		N/A
3. Data submittal Procedure		
4. Similar Certified Transmitter		
II. Certification Data	2	
III. External Photographs	3	2.1033 (b) 7
IV. Block Diagrams (Circuit Diagrams)	4	2.1033 (b) 5
V. Schematic Diagrams	5	2.1033 (b) 5
VI. <b>Test Report 1</b>	6	2.1033 (b) 6
Part 24E – Supplemental IX300 EMC Test Report with previously Certified Transmitter, a Sierra Wireless, Inc., FCC ID: N7NAC750, Model: AirCard 750.		
1) RF Power Output (2.1046)		
2) Transmitter Radiated Spurious Emissions (2.1053)		
3) Equivalent Isotropic Radiated Power		
<i>Note:</i> Files from the OEM's Certification uploaded for the other test report data and exhibits for items required by Part 24.		
VI. <b>Test Report 2</b>	6	2.1033 (b) 6
Part 15.247 – DTS, Supplemental IX300 EMC Test Report with previously Certified, WLAN, Intentional Radiator, a AirVast Technology, Inc., FCC ID: QDWWM168B, Model: WM168b-Molex.		
1) Conducted Output Power Section 15.247(b)1		
2) EIRP limit Section 15.247(b) 3		
3) Spurious Emissions Section 15.247 (c)		
<i>Note:</i> Files from the OEM's Certification uploaded for the other test report data and exhibits for items required by Part 15.247.		

<b>VI.</b>	<b>Test Report 3</b>		6	2.1033 (b) 6
	Part 15.247 – FHSS, Complete IX300 EMC Test Report with previously Certified Bluetooth Intentional Radiator, Billionton Systems, Inc., FCC ID: NLF-MUBTC2-CLEVO , Model: MUBTUC2.			
	Eleven Common Bluetooth Items		6	
	Six tests required		6	15.247 (a, b, c, g, h)
	1) The Occupied Bandwidth Section 15.247(a)ii			
	2) Conducted Output Power Section 15.247(b)1			
	3) EIRP limit Section 15.247(b)3			
	4) RF safety Section 15.247(b)4			see Exhibit XII
	5) Spurious Emissions Section 15.247 (c)			
	6) Power Spectral Density in Acquisition Mode			N/A to FHSS
VII.	Test Set-up Procedures		7	2.1041
VIII.	Instruction Manual		8	2.1033 (b) 3
IX.	Internal Photographs		9	2.1033 (b) 7
X.	Part List and Tune Up Procedures	<i>confidential</i>	10	2.1033
XI.	MPE RF Exposure Information		11	2.1093,15.247(b)4
XII.	Operational Description	<i>confidential</i>	12	2.1033(b)1,2,4,8
	Antenna Requirements		12	15.203
XIII.	Cover Letter, Certification Action Requested		13	
	Cover Letter, <a href="#">Request For Confidentiality</a>		13	
	Cover Letter, Authorization to sign FCC Form 731		13	

## EXHIBIT 1. FCC IDENTIFICATION LABEL

The FCC Identification label required under section: 47 CFR 2.1033(c) 11 for the

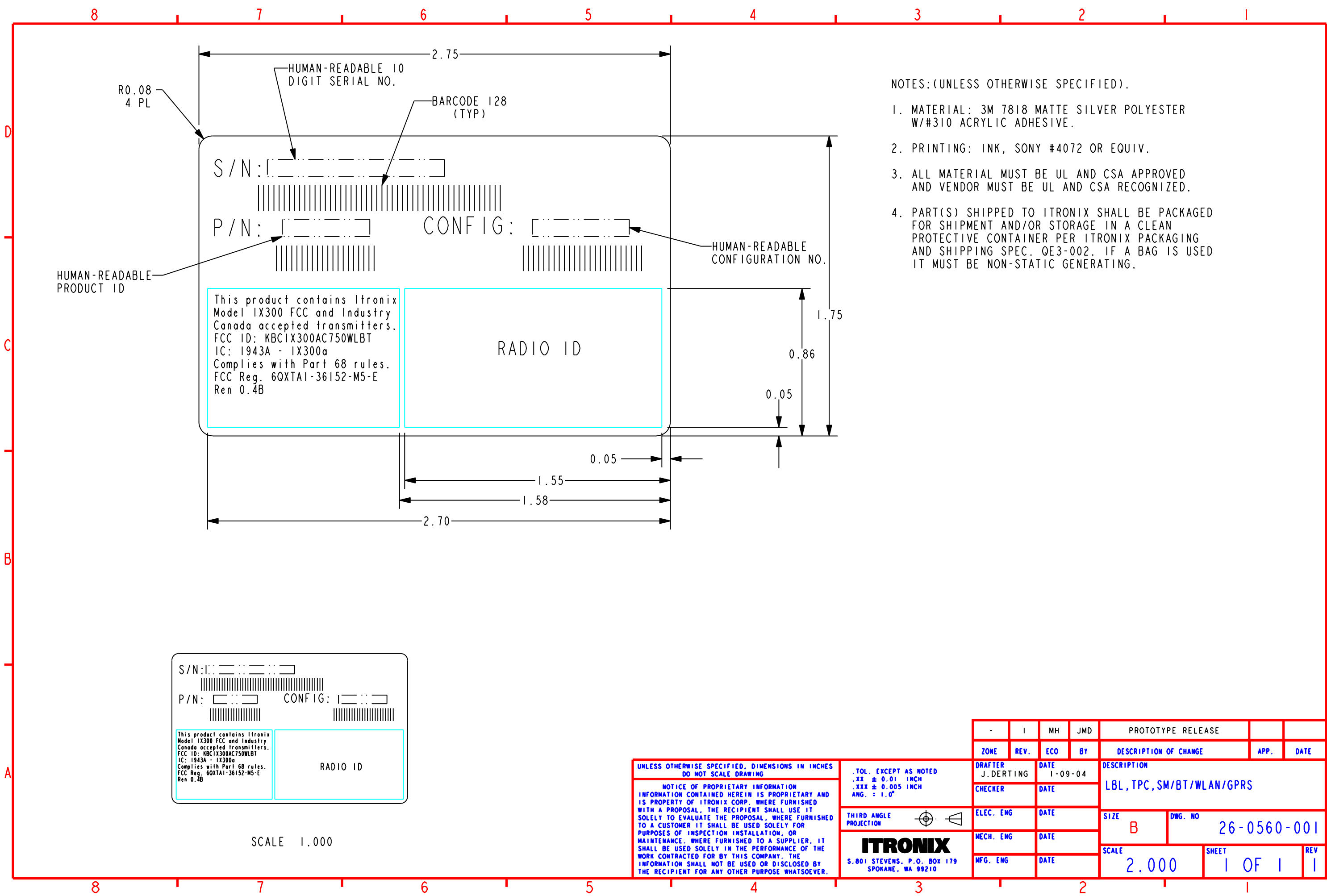
FCC ID: KBCIX300AC750WLBT,

is located on following page. The Part 15.19 Users statement follows that page.

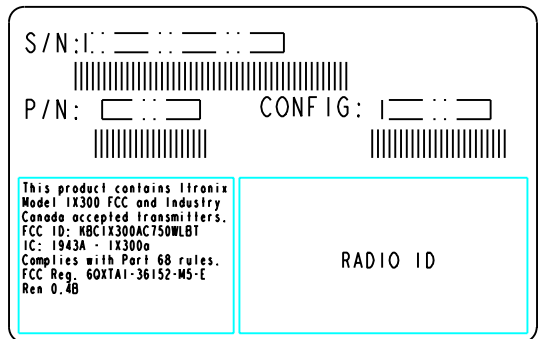
**FCC ID label location** is on the bottom right side of the Tablet PC. The name **ITRONIX** is on the label heading.

**B**





- NOTES: (UNLESS OTHERWISE SPECIFIED).
1. MATERIAL: 3M 7818 MATTE SILVER POLYESTER W/#310 ACRYLIC ADHESIVE.
  2. PRINTING: INK, SONY #4072 OR EQUIV.
  3. ALL MATERIAL MUST BE UL AND CSA APPROVED AND VENDOR MUST BE UL AND CSA RECOGNIZED.
  4. PART(S) SHIPPED TO ITRONIX SHALL BE PACKAGED FOR SHIPMENT AND/OR STORAGE IN A CLEAN PROTECTIVE CONTAINER PER ITRONIX PACKAGING AND SHIPPING SPEC. QE3-002. IF A BAG IS USED IT MUST BE NON-STATIC GENERATING.



SCALE 1.000

UNLESS OTHERWISE SPECIFIED, DIMENSIONS IN INCHES DO NOT SCALE DRAWING

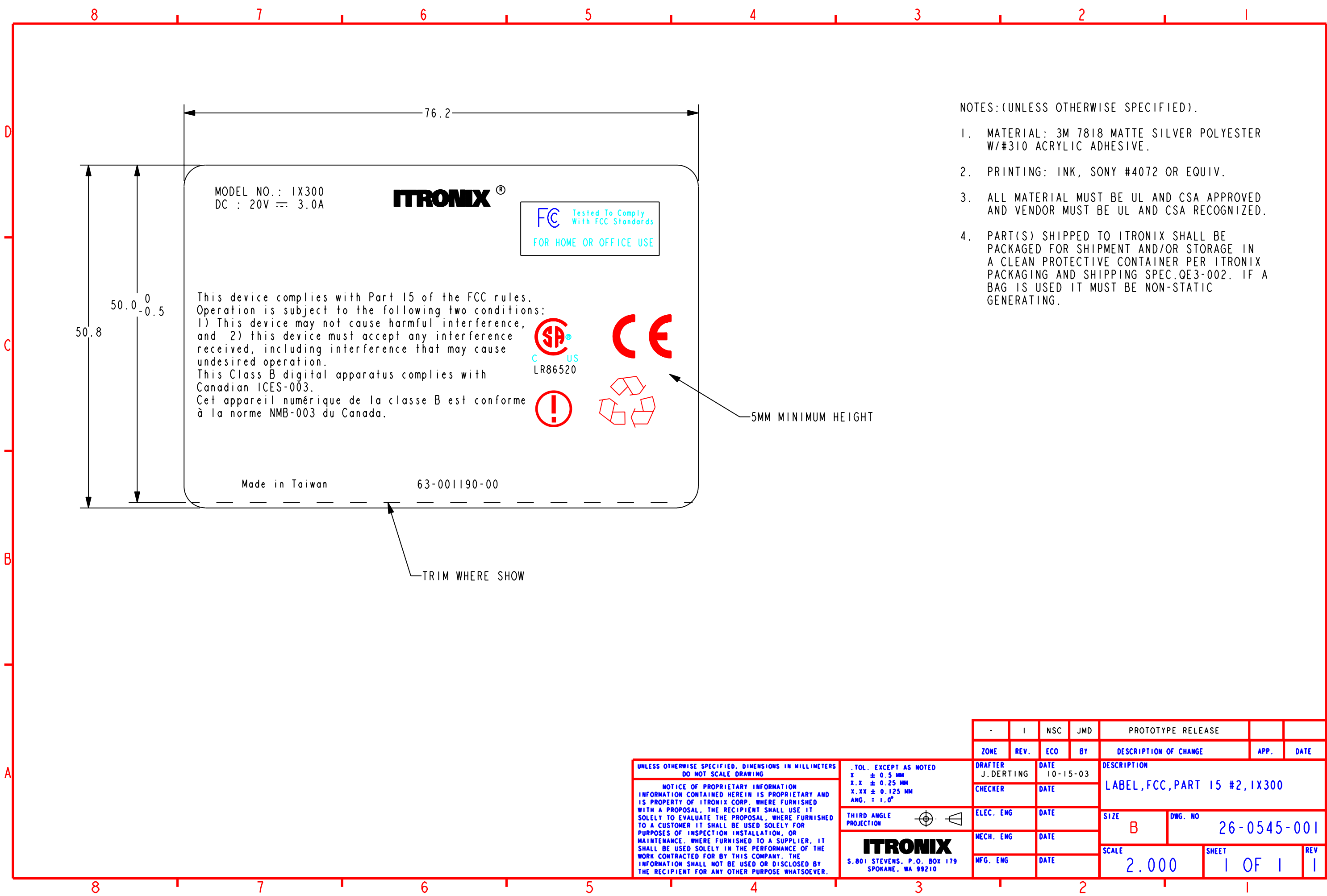
NOTICE OF PROPRIETARY INFORMATION INFORMATION CONTAINED HEREIN IS PROPRIETARY AND IS PROPERTY OF ITRONIX CORP. WHERE FURNISHED WITH A PROPOSAL, THE RECIPIENT SHALL USE IT SOLELY TO EVALUATE THE PROPOSAL, WHERE FURNISHED TO A CUSTOMER IT SHALL BE USED SOLELY FOR PURPOSES OF INSPECTION INSTALLATION, OR MAINTENANCE. WHERE FURNISHED TO A SUPPLIER, IT SHALL BE USED SOLELY IN THE PERFORMANCE OF THE WORK CONTRACTED FOR BY THIS COMPANY. THE INFORMATION SHALL NOT BE USED OR DISCLOSED BY THE RECIPIENT FOR ANY OTHER PURPOSE WHATSOEVER.

.TOL. EXCEPT AS NOTED  
 .XX ± 0.01 INCH  
 .XXX ± 0.005 INCH  
 ANG. = 1.0°

THIRD ANGLE PROJECTION

**ITRONIX**  
 S. 801 STEVENS, P.O. BOX 179  
 SPOKANE, WA 99210

-	I	MH	JMD	PROTOTYPE RELEASE			
ZONE	REV.	ECO	BY	DESCRIPTION OF CHANGE		APP.	DATE
DRAFTER	J. DERTING	DATE	1-09-04	DESCRIPTION			
CHECKER		DATE		LBL, TPC, SM/BT/WLAN/GPRS			
ELEC. ENG		DATE		SIZE	DWG. NO		
MECH. ENG		DATE		B	26-0560-001		
MFG. ENG		DATE		SCALE	SHEET	REV	
				2.000	1 OF 1	1	



MODEL NO.: IX300  
DC : 20V = 3.0A

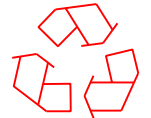
**ITRONIX**®

FC Tested To Comply With FCC Standards  
FOR HOME OR OFFICE USE

This device complies with Part 15 of the FCC rules. Operation is subject to the following two conditions:  
1) This device may not cause harmful interference, and 2) this device must accept any interference received, including interference that may cause undesired operation.  
This Class B digital apparatus complies with Canadian ICES-003.  
Cet appareil numérique de la classe B est conforme à la norme NMB-003 du Canada.



C US LR86520



5MM MINIMUM HEIGHT

Made in Taiwan

63-001190-00

TRIM WHERE SHOW

NOTES: (UNLESS OTHERWISE SPECIFIED).

- MATERIAL: 3M 7818 MATTE SILVER POLYESTER W/#310 ACRYLIC ADHESIVE.
- PRINTING: INK, SONY #4072 OR EQUIV.
- ALL MATERIAL MUST BE UL AND CSA APPROVED AND VENDOR MUST BE UL AND CSA RECOGNIZED.
- PART(S) SHIPPED TO ITRONIX SHALL BE PACKAGED FOR SHIPMENT AND/OR STORAGE IN A CLEAN PROTECTIVE CONTAINER PER ITRONIX PACKAGING AND SHIPPING SPEC. OE3-002. IF A BAG IS USED IT MUST BE NON-STATIC GENERATING.

UNLESS OTHERWISE SPECIFIED, DIMENSIONS IN MILLIMETERS DO NOT SCALE DRAWING

NOTICE OF PROPRIETARY INFORMATION INFORMATION CONTAINED HEREIN IS PROPRIETARY AND IS PROPERTY OF ITRONIX CORP. WHERE FURNISHED WITH A PROPOSAL, THE RECIPIENT SHALL USE IT SOLELY TO EVALUATE THE PROPOSAL, WHERE FURNISHED TO A CUSTOMER IT SHALL BE USED SOLELY FOR PURPOSES OF INSPECTION INSTALLATION, OR MAINTENANCE. WHERE FURNISHED TO A SUPPLIER, IT SHALL BE USED SOLELY IN THE PERFORMANCE OF THE WORK CONTRACTED FOR BY THIS COMPANY. THE INFORMATION SHALL NOT BE USED OR DISCLOSED BY THE RECIPIENT FOR ANY OTHER PURPOSE WHATSOEVER.

.TOL. EXCEPT AS NOTED  
X ± 0.5 MM  
X.X ± 0.25 MM  
X.XX ± 0.125 MM  
ANG. = 1.0°

THIRD ANGLE PROJECTION

**ITRONIX**  
S. 801 STEVENS, P.O. BOX 179  
SPOKANE, WA 99210

-	I	NSC	JMD	PROTOTYPE RELEASE		
ZONE	REV.	ECO	BY	DESCRIPTION OF CHANGE		APP. DATE
DRAFTER	DATE		DESCRIPTION			
J. DERTING	10-15-03		LABEL, FCC, PART 15 #2, IX300			
CHECKER	DATE		SIZE	DWG. NO		
ELEC. ENG	DATE		B	26-0545-001		
MECH. ENG	DATE		SCALE	SHEET		REV
MFG. ENG	DATE		2.000	1 OF 1		1