

<b>Test Report Serial No.:</b>	022305KBC-T619-E15W	Issue 1
<b>Test Date(s):</b>	28Jun04 - 29Jul04, 22Oct04	
<b>Test Type(s):</b>	FCC §15.247	IC RSS-210 Issue 5
<b>Lab Registration(s):</b>	FCC #714830	IC Lab File #3874

### E.7. SETUP PHOTOGRAPHS

Photograph E-1 - Vertical Polarization (1-18 GHz)




Photograph E-2 - Vertical Polarization (18-26 GHz)



Photograph E-3 - Front of Radiated Emission Configuration



Photograph E-4 - Back of Radiated Emission Configuration



<b>Applicant:</b>	Itronix Corporation	<b>IC ID:</b>	1943A-IX260Pf	<b>FCC ID:</b>	KBCIX260PROAC580
<b>Rugged Laptop PC with Intel Pro 2200BG 802.11b/g WLAN Mini-PCI Card</b>				<b>Model:</b>	IX260PROAC580



<b>Test Report Serial No.:</b>	022305KBC-T619-E15W	Issue 1
<b>Test Date(s):</b>	28Jun04 - 29Jul04, 22Oct04	
<b>Test Type(s):</b>	FCC §15.247	IC RSS-210 Issue 5
<b>Lab Registration(s):</b>	FCC #714830	IC Lab File #3874

### F.7. SETUP PHOTOGRAPHS

Photograph F-1 - Horizontal Polarization (30MHz - 1 GHz)




Photograph F-2 - Vertical Polarization (1-18 GHz)



Photograph F-3 - Front of Radiated Emission Configuration




Photograph F-4 - Back of Radiated Emission Configuration



### F.8. DUT OPERATING DESCRIPTION

The worst-case data rate was determined from prescan investigations. Measurements were made at three channels throughout the band, Low Channel (2412 MHz), Mid Channel (2437 MHz), High Channel (2462 MHz) and for both Modes b and g for the band-edge measurements and for Mode b for the remaining measurements.

<b>Applicant:</b>	Itronix Corporation	<b>IC ID:</b>	1943A-IX260Pf	<b>FCC ID:</b>	KBCIX260PROAC580	
<b>Rugged Laptop PC with Intel Pro 2200BG 802.11b/g WLAN Mini-PCI Card</b>				<b>Model:</b>	IX260PROAC580	
2005 Celltech Labs Inc. This document is not to be reproduced in whole or in part without the written permission of Celltech Labs Inc.						51 of 77


<b>Test Report Serial No.:</b>	022305KBC-T619-E15W	Issue 1
<b>Test Date(s):</b>	28Jun04 - 29Jul04, 22Oct04	
<b>Test Type(s):</b>	FCC §15.247	IC RSS-210 Issue 5
<b>Lab Registration(s):</b>	FCC #714830	IC Lab File #3874


**H.6. SETUP PHOTOS**

Photograph H-1 - AC Powerline Conducted Emission Configuration



Photograph H-2 - AC Powerline Conducted Emission Cable Placement



<b>Applicant:</b>	Itronix Corporation	<b>IC ID:</b>	1943A-IX260Pf	<b>FCC ID:</b>	KBCIX260PROAC580	
<b>Rugged Laptop PC with Intel Pro 2200BG 802.11b/g WLAN Mini-PCI Card</b>				<b>Model:</b>	IX260PROAC580	
2005 Celltech Labs Inc. This document is not to be reproduced in whole or in part without the written permission of Celltech Labs Inc.						72 of 77