


**FCC ID LABEL & LOCATION**

**LABELING REQUIREMENTS PER §2.925**

The label(s) shall be permanently affixed at a conspicuous location on the device.



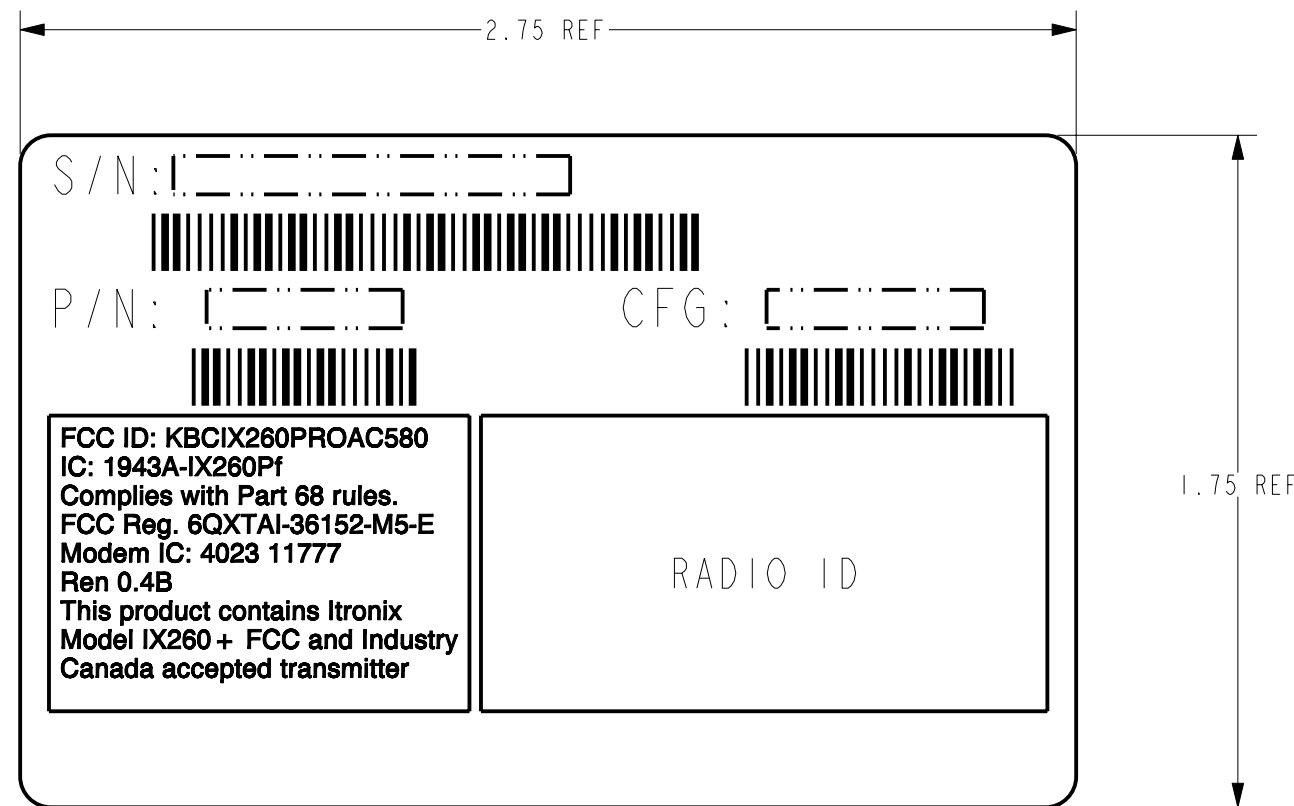
**SEE NEXT PAGE(S) FOR  
FCC Part 15(B) DoC LABEL**

**SEE NEXT PAGE(S)  
FOR FCC ID LABEL**

MODEL	PART NUMBER	OBJECT NAME	REV	VER	REL
	26-0712-001	LBL-AC580-INTEL-GB3	***	***	***
DRAWING	26-0712-001	26-0712-001.1.LBL-580-IN-GB3	-	-	-

NOTES: (UNLESS OTHERWISE SPECIFIED).

- FOR LABEL MANUFACTURE SEE ITRONIX DRAWING 26-0637-000.
- PART(S) SHIPPED TO ITRONIX SHALL BE PACKAGED FOR SHIPMENT AND/OR STORAGE IN A CLEAN PROTECTIVE CONTAINER PER ITRONIX PACKAGING AND SHIPPING SPEC. QE3-002. IF A BAG IS USED IT MUST BE NON-STATIC GENERATING.



CONFIGURATION	
RADIO	MODEM
AC580	STANDARD
INTEL	

ZONE	REV.	ECO	BY	DESCRIPTION OF CHANGE	APP.	DATE
-	I	MH	JMD	PROTOTYPE RELEASE		
DRAFTER				DATE		
J.DERTING				3-15-05		
CHECKER				DATE		
ELEC. ENG				DATE		
MECH. ENG				DATE		
MFG. ENG				DATE		
SIZE		DWG. NO				
B		26-0712-001				
SCALE		SHEET			REV	
2.000		1 OF 1			1	

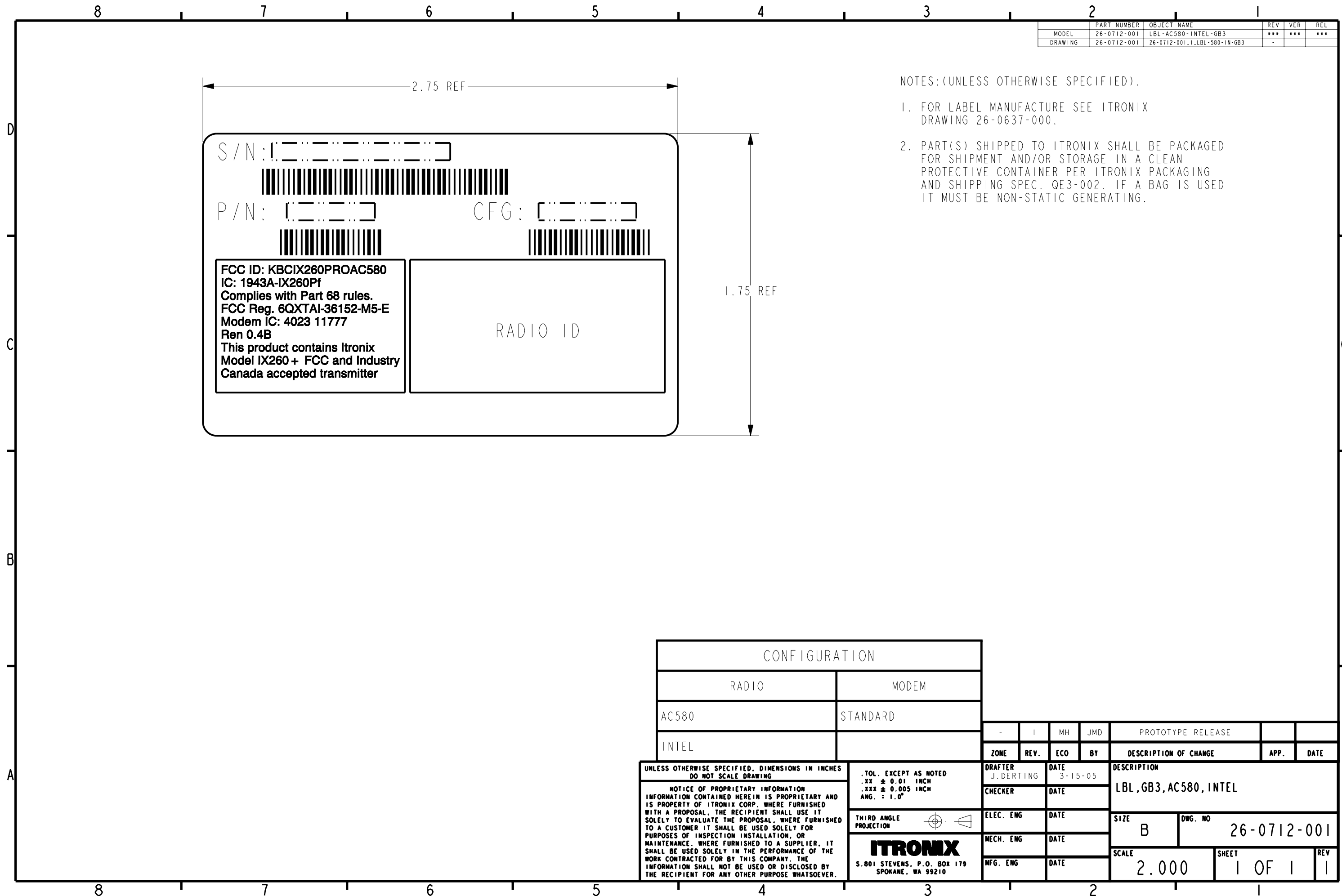
UNLESS OTHERWISE SPECIFIED, DIMENSIONS IN INCHES  
DO NOT SCALE DRAWING

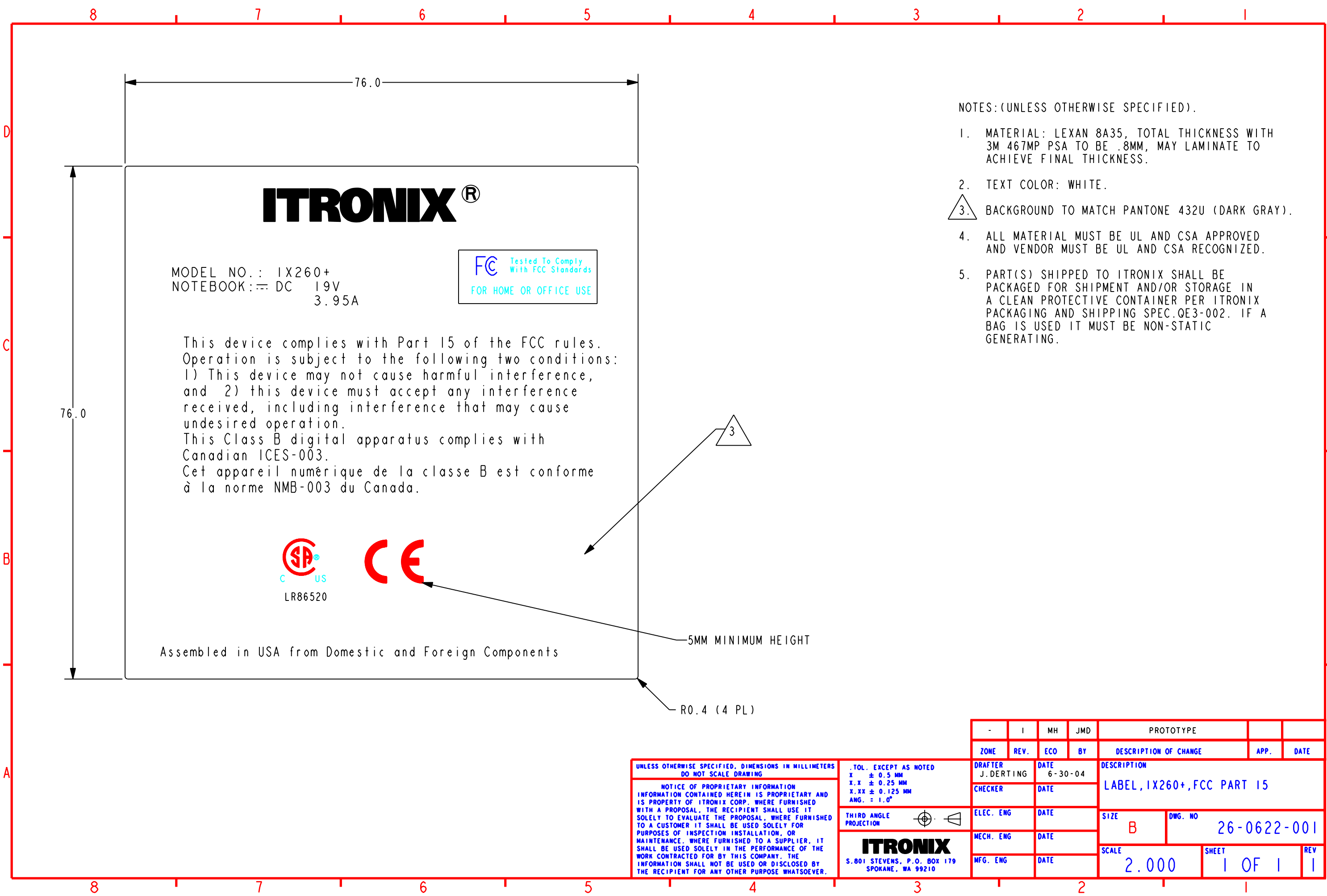
NOTICE OF PROPRIETARY INFORMATION  
INFORMATION CONTAINED HEREIN IS PROPRIETARY AND  
IS PROPERTY OF ITRONIX CORP. WHERE FURNISHED  
WITH A PROPOSAL, THE RECIPIENT SHALL USE IT  
SOLELY TO EVALUATE THE PROPOSAL, WHERE FURNISHED  
TO A CUSTOMER IT SHALL BE USED SOLELY FOR  
PURPOSES OF INSPECTION INSTALLATION, OR  
MAINTENANCE. WHERE FURNISHED TO A SUPPLIER, IT  
SHALL BE USED SOLELY IN THE PERFORMANCE OF THE  
WORK CONTRACTED FOR BY THIS COMPANY. THE  
INFORMATION SHALL NOT BE USED OR DISCLOSED BY  
THE RECIPIENT FOR ANY OTHER PURPOSE WHATSOEVER.

THIRD ANGLE  
PROJECTION

**ITRONIX**  
S.801 STEVENS, P.O. BOX 179  
SPOKANE, WA 99210

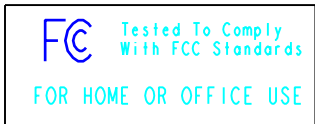
.TOL. EXCEPT AS NOTED  
.XX ± 0.01 INCH  
.XXX ± 0.005 INCH  
ANG. = 1.0°





**ITRONIX®**

MODEL NO.: IX260+  
 NOTEBOOK: DC 19V  
 3.95A



This device complies with Part 15 of the FCC rules. Operation is subject to the following two conditions:  
 1) This device may not cause harmful interference, and 2) this device must accept any interference received, including interference that may cause undesired operation.  
 This Class B digital apparatus complies with Canadian ICES-003.  
 Cet appareil numérique de la classe B est conforme à la norme NMB-003 du Canada.



Assembled in USA from Domestic and Foreign Components

NOTES: (UNLESS OTHERWISE SPECIFIED).

1. MATERIAL: LEXAN 8A35, TOTAL THICKNESS WITH 3M 467MP PSA TO BE .8MM, MAY LAMINATE TO ACHIEVE FINAL THICKNESS.
2. TEXT COLOR: WHITE.
3. BACKGROUND TO MATCH PANTONE 432U (DARK GRAY).
4. ALL MATERIAL MUST BE UL AND CSA APPROVED AND VENDOR MUST BE UL AND CSA RECOGNIZED.
5. PART(S) SHIPPED TO ITRONIX SHALL BE PACKAGED FOR SHIPMENT AND/OR STORAGE IN A CLEAN PROTECTIVE CONTAINER PER ITRONIX PACKAGING AND SHIPPING SPEC.QE3-002. IF A BAG IS USED IT MUST BE NON-STATIC GENERATING.



5MM MINIMUM HEIGHT

R0.4 (4 PL)

UNLESS OTHERWISE SPECIFIED, DIMENSIONS IN MILLIMETERS DO NOT SCALE DRAWING

NOTICE OF PROPRIETARY INFORMATION INFORMATION CONTAINED HEREIN IS PROPRIETARY AND IS PROPERTY OF ITRONIX CORP. WHERE FURNISHED WITH A PROPOSAL, THE RECIPIENT SHALL USE IT SOLELY TO EVALUATE THE PROPOSAL, WHERE FURNISHED TO A CUSTOMER IT SHALL BE USED SOLELY FOR PURPOSES OF INSPECTION INSTALLATION, OR MAINTENANCE. WHERE FURNISHED TO A SUPPLIER, IT SHALL BE USED SOLELY IN THE PERFORMANCE OF THE WORK CONTRACTED FOR BY THIS COMPANY. THE INFORMATION SHALL NOT BE USED OR DISCLOSED BY THE RECIPIENT FOR ANY OTHER PURPOSE WHATSOEVER.

.TOL. EXCEPT AS NOTED  
 X ± 0.5 MM  
 X.X ± 0.25 MM  
 X.XX ± 0.125 MM  
 ANG. = 1.0°

THIRD ANGLE PROJECTION

**ITRONIX**  
 S.801 STEVENS, P.O. BOX 179  
 SPOKANE, WA 99210

ZONE	REV.	ECO	BY	DATE	DESCRIPTION OF CHANGE	APP.	DATE
-	I	MH	JMD		PROTOTYPE		
DRAFTER	J. DERTING	DATE	6-30-04	DESCRIPTION			
CHECKER		DATE		LABEL, IX260+, FCC PART 15			
ELEC. ENG		DATE		SIZE	DWG. NO		
MECH. ENG		DATE		B	26-0622-001		
MFG. ENG		DATE		SCALE	SHEET	REV	
				2.000	1 OF 1	I	