

Test Report Serial No.:	022305KBC-T618-E15W/B	Issue 1.0
Test Date(s):	01Oct04 - 14Oct04	
Test Type(s):	FCC §15.247	IC RSS-210 Issue 5
Lab Registration(s):	FCC #714830	IC Lab File #3874


B.6. SETUP PHOTOS

Photograph B-1 - AC Powerline Conducted Emission Configuration



Photograph B-2 - AC Powerline Conducted Emission Cable Placement



Applicant:	Itronix Corporation	Model:	IX260PROA580BT	IC ID:	1943A-IX260Pf	FCC ID:	KBCIX260PROA580BT	
IX260+ Rugged Laptop PC with internal Intel Pro 2200BG 802.11b/g WLAN and Cirronet BT2022 Bluetooth								
2005 Celltech Labs Inc		This document is not to be reproduced in whole or in part without the written permission of Celltech Labs Inc.					17 of 42	

Test Report Serial No.:	022305KBC-T618-E15W/B	Issue 1.0
Test Date(s):	01Oct04 - 14Oct04	
Test Type(s):	FCC §15.247	IC RSS-210 Issue 5
Lab Registration(s):	FCC #714830	IC Lab File #3874

C.7. SETUP PHOTOGRAPHS


Photograph C-1 - Loop Antenna (10kHz - 30MHz)



Photograph C-2 - Bilog Antenna (30MHz - 1 GHz)



Photograph C-3 - 3115 Horn Antenna




Photograph C-4 - 3160-09 Horn Antenna



C.8. DUT OPERATING DESCRIPTION


Measurements were made of the bands that may contain inter-modulation products with both the Bluetooth and WLAN radios transmitting. Measurements were made for each combination of channels with each radio transmission modulated and with power settings equivalent to those described in the referenced single-transmit test reports.

Applicant:	Itronix Corporation	Model:	IX260PROA580BT	IC ID:	1943A-IX260Pf	FCC ID:	KBCIX260PROA580BT	
IX260+ Rugged Laptop PC with internal Intel Pro 2200BG 802.11b/g WLAN and Cirronet BT2022 Bluetooth								
2005 Celltech Labs Inc		This document is not to be reproduced in whole or in part without the written permission of Celltech Labs Inc.					24 of 42	

Test Report Serial No.:	022305KBC-T618-E15W/B	Issue 1.0
Test Date(s):	01Oct04 - 14Oct04	
Test Type(s):	FCC §15.247	IC RSS-210 Issue 5
Lab Registration(s):	FCC #714830	IC Lab File #3874

D.7. SETUP PHOTOGRAPHS

Photograph D-1 - Horizontal Polarization
(30MHz - 1 GHz)




Photograph D-2 - Vertical Polarization
(30MHz - 1 GHz)




Photograph D-3 - Front of Radiated Emission
Configuration



Photograph D-4 - Back of Radiated Emission
Configuration



Applicant:	Itronix Corporation	Model:	IX260PROA580BT	IC ID:	1943A-IX260Pf	FCC ID:	KBCIX260PROA580BT	
IX260+ Rugged Laptop PC with internal Intel Pro 2200BG 802.11b/g WLAN and Cirronet BT2022 Bluetooth								
2005 Celltech Labs Inc		This document is not to be reproduced in whole or in part without the written permission of Celltech Labs Inc.					29 of 42	