


Test Report S/N:	102604KBC-T576-E15B	Issue 1.0
Test Date(s):	21Sept04 - 14Oct04, 22Oct04	
Test Type(s):	FCC §15.247	IC RSS-210 Issue 5
Lab Registration(s):	FCC #714830	IC Lab File #3874

B.6. SETUP PHOTOS

Photograph B-1 - AC Powerline Conducted Emission Configuration




Photograph B-2 - AC Powerline Conducted Emission Cable Placement



Test Report S/N:	102604KBC-T576-E15B	Issue 1.0
Test Date(s):	21Sept04 - 14Oct04, 22Oct04	
Test Type(s):	FCC §15.247	IC RSS-210 Issue 5
Lab Registration(s):	FCC #714830	IC Lab File #3874

H.7. SETUP PHOTOGRAPHS

Photograph H-1 - 3115 Horn Antenna (1-18GHz)




Photograph H-2 - 3160-09 Horn Antenna (18-26GHz)



H.8. DUT OPERATING DESCRIPTION

Measurements were made at three channels throughout the band, Low Channel (2402 MHz), Mid Channel (2441 MHz), High Channel (2480 MHz). The configuration used was with a gain setting of 250/40 for the low channel, 250/44 for mid channel and 220/45 for the high channel. The modulation was set to 1000. As a worse case, the band-edge measurements were made of the low and high channels with data stream modulation.

Applicant:	Itronix Corporation	Model:	IX260PNLA555BT	FCC ID:	KBCIX260PNLA555BT	IC ID:	1943A-IX260Pb	
Rugged Laptop PC with Cirronet BT2022 Bluetooth, Senao NL-3054MP 802.11b/g WLAN, & AC555 CDMA								
2005 Celltech Labs Inc.		This document is not to be reproduced in whole or in part without the written permission of Celltech Labs Inc.					30 of 45	

Test Report S/N:	102604KBC-T576-E15B	Issue 1.0
Test Date(s):	21Sept04 - 14Oct04, 22Oct04	
Test Type(s):	FCC §15.247	IC RSS-210 Issue 5
Lab Registration(s):	FCC #714830	IC Lab File #3874

I.7. SETUP PHOTOGRAPHS


Photograph I-1 - Loop Antenna (10kHz - 30MHz)



Photograph I-2 - Bilog Antenna (30MHz - 1 GHz)




Photograph I-3 - Horizontal Polarization (30MHz - 1 GHz)



Photograph I-4 - Vertical Polarization (30MHz - 1 GHz)




Applicant:	Itronix Corporation	Model:	IX260PNLA555BT	FCC ID:	KBCIX260PNLA555BT	IC ID:	1943A-IX260Pb
Rugged Laptop PC with Cirronet BT2022 Bluetooth, Senao NL-3054MP 802.11b/g WLAN, & AC555 CDMA							

Test Report S/N:	102604KBC-T576-E15B	Issue 1.0
Test Date(s):	21Sept04 - 14Oct04, 22Oct04	
Test Type(s):	FCC §15.247	IC RSS-210 Issue 5
Lab Registration(s):	FCC #714830	IC Lab File #3874

Photograph I-5 - Front of Radiated Emission Configuration




Photograph I-6 - Back of Radiated Emission Configuration



I.8. DUT OPERATING DESCRIPTION

Measurements were made at three channels throughout the band, Low Channel (2402 MHz), Mid Channel (2441 MHz), High Channel (2480 MHz). The configuration used was with a gain setting of 250/40 for the low channel, 250/44 for mid channel and 220/45 for the high channel. The modulation was set to 1000. As a worse case, the band-edge measurements were made of the low and high channels with data stream modulation.

Applicant:	Itronix Corporation	Model:	IX260PNLA555BT	FCC ID:	KBCIX260PNLA555BT	IC ID:	1943A-IX260Pb	
Rugged Laptop PC with Cirronet BT2022 Bluetooth, Senao NL-3054MP 802.11b/g WLAN, & AC555 CDMA								
2005 Celltech Labs Inc.		This document is not to be reproduced in whole or in part without the written permission of Celltech Labs Inc.					38 of 45	