


Test Report S/N:	061003-387KBC
Test Date(s):	June 11, 2003
Test Type:	FCC/IC SAR Evaluation

APPENDIX G - SAR TEST SETUP PHOTOGRAPHS

BODY SAR TEST SETUP PHOTOGRAPHS
0.0cm Separation Distance from Back of Handheld PC to Planar Phantom
(Cube Scan to show Peak SAR Location)



BODY SAR TEST SETUP PHOTOGRAPHS
0.0 cm Separation Distance from Back of Handheld PC to Planar Phantom
(Coarse Scan to show SAR Distribution at Lower Section of PC)



BODY SAR TEST SETUP PHOTOGRAPHS
0.5 cm Separation Distance from Right Side (Antenna Side) of Handheld PC to Planar Phantom
(Cube Scan to show Peak SAR Location)



BODY SAR TEST SETUP PHOTOGRAPHS
0.5 cm Separation Distance from Right Side (Antenna Side) of Handheld PC to Planar Phantom
(Coarse Scan to show SAR Distribution at Lower Section of PC)



BODY SAR TEST SETUP PHOTOGRAPHS
0.0 cm Separation Distance from Front of Carry Case to Planar Phantom
(Back of Handheld PC facing Planar Phantom)
With Nylon Carry Case (P/N: 54-0644-001) & Ear-Microphone (Model: JABRA)
(Cube Scan to show Peak SAR Location)



BODY SAR TEST SETUP PHOTOGRAPHS
0.0 cm Separation Distance from Front of Carry Case to Planar Phantom
(Back of Handheld PC facing Planar Phantom)
With Nylon Carry Case (P/N: 54-0644-001) & Ear-Microphone (Model: JABRA)
(Coarse Scan to show SAR Distribution at Lower Section of PC)



BODY SAR TEST SETUP PHOTOGRAPHS
0.0 cm Separation Distance from Front of Carry Case to Planar Phantom
(Front of Handheld PC facing Planar Phantom)
With Nylon Carry Case (P/N: 54-0644-001) & Ear-Microphone (Model: JABRA)
(Cube Scan to show Peak SAR Location)



BODY SAR TEST SETUP PHOTOGRAPHS

**0.0 cm Separation Distance from Front of Carry Case to Planar Phantom
(Front of Handheld PC facing Planar Phantom)
With Nylon Carry Case (P/N: 54-0644-001) & Ear-Microphone (Model: JABRA)
(Coarse Scan to show SAR Distribution at Lower Section of PC)**



BODY SAR TEST SETUP PHOTOGRAPHS




0.0 cm Separation Distance from Carry Case to Planar Phantom
Right Side (Antenna Side) of PC facing Planar Phantom - Front LCD Side of PC facing Front of Carry Case
With Nylon Carry Case (P/N: 54-0644-001) & Ear-Microphone (Model: JABRA)
(Cube Scan to show Peak SAR Location)



BODY SAR TEST SETUP PHOTOGRAPHS
0.0 cm Separation Distance from Carry Case to Planar Phantom
Right Side (Antenna Side) of PC facing Planar Phantom - Front LCD Side of PC facing Front of Carry Case
With Nylon Carry Case (P/N: 54-0644-001) & Ear-Microphone (Model: JABRA)
(Coarse Scan to show SAR Distribution at Lower Section of PC)



BODY SAR TEST SETUP PHOTOGRAPHS
0.0 cm Separation Distance from Carry Case to Planar Phantom
Right Side (Antenna Side) of PC facing Planar Phantom - Back Side of PC facing Front of Carry Case
With Nylon Carry Case (P/N: 54-0644-001) & Ear-Microphone (Model: JABRA)
(Cube Scan to show Peak SAR Location)



BODY SAR TEST SETUP PHOTOGRAPHS
0.0 cm Separation Distance from Carry Case to Planar Phantom
Right Side (Antenna Side) of PC facing Planar Phantom - Back Side of PC facing Front of Carry Case
With Nylon Carry Case (P/N: 54-0644-001) & Ear-Microphone (Model: JABRA)
(Coarse Scan to show SAR Distribution at Lower Section of PC)

