

EXTERNAL DUT PHOTOGRAPHS



Front of IX600 Rugged Laptop PC (PCMCIA Hatch Cover Removed)



Back of IX600 Rugged Laptop PC (PCMCIA Hatch Cover Removed)

EXTERNAL DUT PHOTOGRAPHS




Left Side of IX600 Rugged Laptop PC



Right Side of IX600 Rugged Laptop PC (PCMCIA Hatch Cover Removed)

EXTERNAL DUT PHOTOGRAPHS




IX600 PCMCIA Hatch (P/N: 53-0040-001R) - Top View



IX600 PCMCIA Hatch (P/N: 53-0040-001R) - Side View

EXTERNAL DUT PHOTOGRAPHS



Bottom of IX600 Rugged Laptop PC



Front of IX600 Rugged Laptop PC - LCD Display Closed

EXTERNAL DUT PHOTOGRAPHS



IX600 Rugged Laptop PC - Battery Compartment



IX600 Rugged Laptop PC - Lithium-ion Battery



Dual-Band CDMA/EV-DO Card installed in IX600 Rugged Laptop PC PCMCIA Slot



IX600 Rugged Laptop PC - PCMCIA Slot

EXTERNAL DUT PHOTOGRAPHS



IX600 Rugged Laptop PC with AC Power Supply



AC Power Supply

EXTERNAL DUT PHOTOGRAPHS



IX600 Rugged Laptop PC installed in Vehicle Cradle with MaxRad Vehicle-Mount Antenna




IX600 Rugged Laptop PC installed in Vehicle Cradle

EXTERNAL DUT PHOTOGRAPHS



IX600 Vehicle Cradle (P/N: 50-0178-001R)



Back of Vehicle Cradle



MaxRad Vehicle-Mount Antenna (P/N: BMLPVDB800/1900)