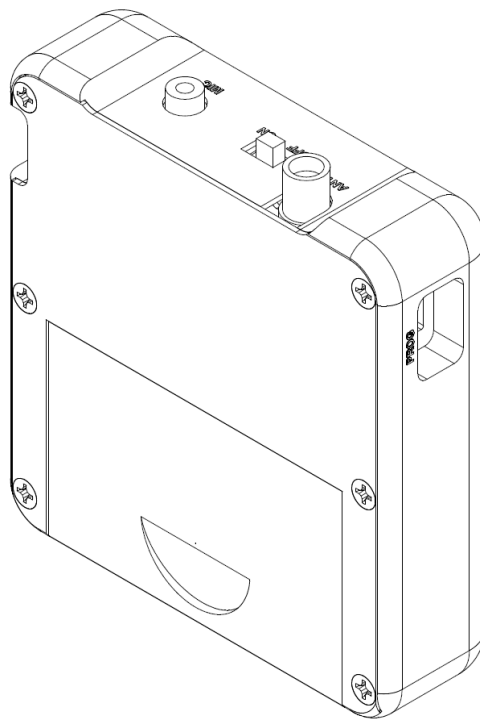


INSTRUCTION MANUAL

DIGITAL BODY WORN TRANSMITTER



Model PDT-500BW

Limited Warranty

Law Enforcement Associates warrants its devices and equipment for a period of one (1) year from the date of shipment to be free of defects in workmanship or materials unless otherwise stated. The liability of Law Enforcement Associates., under this warranty is limited to replacing, repairing or issuing credit, at its option, for any devices which are returned by the purchaser during such warranty period, provided:

Law Enforcement Associates is notified in writing within five days, after discovery of such defects by the purchaser. Proof of purchase must accompany notification

The defective units are returned to Law Enforcement Associates with transportation charges prepaid by the purchaser. No C.O.D. shipments will be accepted.

Equipment damaged in shipment must be reported to and claim forms filed with carrier by customer. In shipments to factory, notice and claim procedures will be initiated by Law Enforcement Associates.

Law Enforcement Associates examination of such units shall disclose to its satisfaction that such defects exist and have not been caused by misuse, misapplication, neglect, improper installation, improper storage, alteration, physical damage or accidents.

The warranty shall not apply to materials ordinarily susceptible to field damage or any accessories of disposable nature. This warranty does not apply to, and Law Enforcement Associates does not independently warrant, items or systems sold by Law Enforcement Associates which are produced by other manufacturers and or which warranty cards or documents of the original manufacturers are included in shipment from Law Enforcement Associates with respect to such items, the purchaser must look to the warranty of the original manufacturer and Law Enforcement Associates disclaims all warranty, expressed or implied.

The foregoing warranties are in lieu of all other warranties, whether oral, written, expressed, implied or statutory. Implied warranties of fitness and merchantability shall not apply. Manufacturer's warranty obligations and purchaser's remedies thereunder (except as to title) are solely and exclusively as stated herein. In no case will manufacturer be liable for consequential damages, labor performed in connection with removal and replacement of the system or any other loss incurred because of interruption of service.

Specifications

Model: PDT-500BW

Catalog #: 95300

FCC ID KAVPDT500

Frequency Range: 150 MHz – 174 MHz

Frequency Step Size: 2.5kHz

Number of Channels: 3 via selector switch

Power Output: 125mW, 250mW or 500mW into 50 Ohm
(Selectable via configuration utility)

Spurious Emissions: Per FCC 47 CFR Part 90.210, Emission Mask

Frequency Stability: +/- 2ppm, -30 to +85C

Microphone: External electret

Antenna: External. SMA jack.

Power Source: 1 - 9V alkaline or lithium battery

Dimensions: 2.64"W x 2.8"L x .77"D

Run time estimate 3.5 hours to half power at 500mW

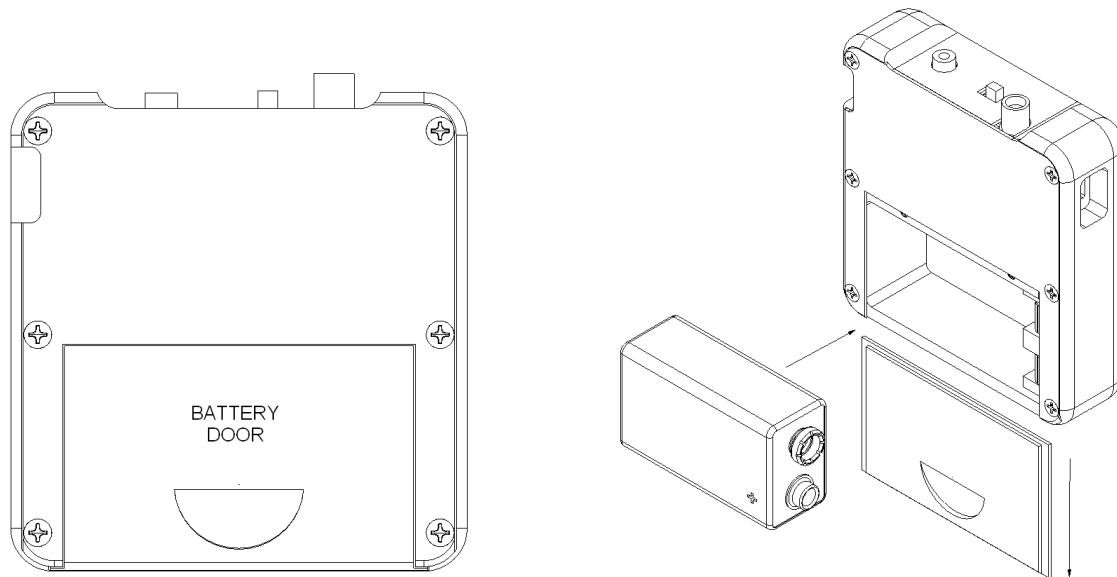
Immediately after unpacking the shipping carton, inspect the contents for damaged or missing items. Report damaged or missing items immediately to AID, Inc. and to the carrier delivering the parcel.

The equipment is shipped inside a high impact carrying case. Open the case and inspect the contents. The carrying case should contain the following:

- Transmitter
- Shock absorbing foam insert
- (2) 9Volt batteries
- Instruction manual
- Software
- Microphone
- Antenna
- USB transfer cable

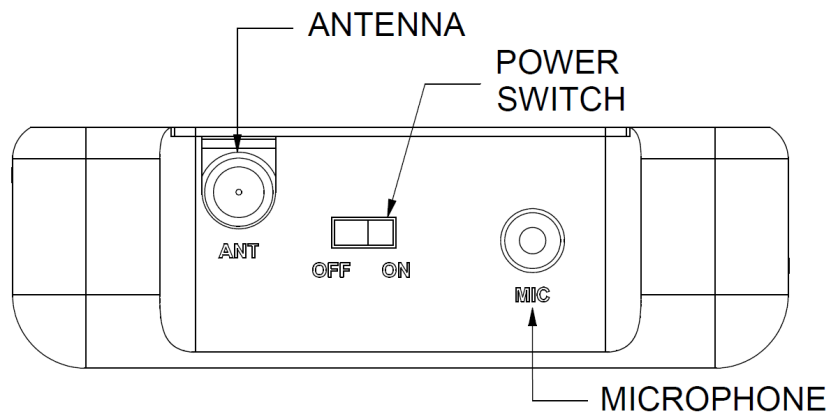
Battery installation

Remove battery door and install nine volt battery. The battery compartment is polarized so that it is impossible to install the battery backwards. If the battery is installed wrong, the door will not close.



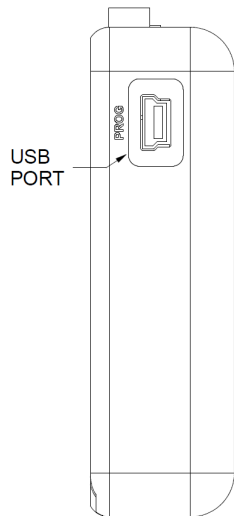
Attach peripheral accessories

Install the microphone and antenna to the appropriate jacks. The transmitter is now ready to be used. Never turn the transmitter power on without the antenna attached as it will damage the transmitter.



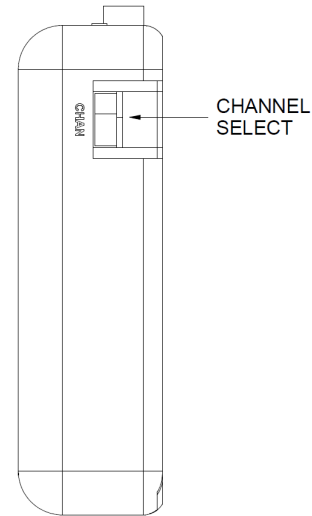
Programming Settings

Connect the programming cable to the USB port. Use the provided software to program the power level and frequencies for your transmitter. Refer to the software manual for procedures.



Channel Select

Use the channel select switch on the side of the unit to set and use preprogrammed frequencies.



Technical Support

If you are experiencing difficulty, contact the factory for assistance or for return authorization.

You may call the Technical Support department of Law Enforcement Associates between the hours of 8:00 am and 5:30 P.M. EST/EDT Monday through Thursday.

Law Enforcement Associates
2609 Discovery Drive Suite 125
Raleigh, NC 27616
Phone: (919) 872-6210
Toll Free: (800) 354-9669
Fax: (919) 872-6435
Email: techsupport@leacorp.com
Website: <http://www.leacorp.com>

CAUTION

There are no user recommended repairs. Adjustments or repairs in the field are not recommended and will void the warranty.