



Appendix D. Product Photos




Antenna Location :



Appendix E. Test Setup Photos




**Direct Laptop Plug-in for USB Configuration 1
(Horizontal Up with Phantom 5 mm Gap)**



**USB Cable Plug-in for USB Configuration 2
(Horizontal Down with Phantom 5 mm Gap)**



**Direct Laptop Plug-in USB Configuration 3
(Vertical Front with Phantom 5 mm Gap)**



**USB Cable Plug-in USB Configuration 4
(Vertical Back with Phantom 5 mm Gap)**



**USB Cable Plug-in for USB Configuration 5
(Tip Mode with Phantom 5 mm Gap)**