

#01_GSM850_GPRS (4 Tx slots)_Horizontal Up_0.5cm_Ch189

DUT: 2N2009-02

Communication System: GSM850; Frequency: 836.4 MHz; Duty Cycle: 1:2

Medium: MSL_850_121220 Medium parameters used : $f = 836.4$ MHz; $\sigma = 0.955$ mho/m; $\epsilon_r = 52.795$; ρ

$= 1000$ kg/m³

Ambient Temperature : 22.6 °C ; Liquid Temperature : 21.6 °C

DASY5 Configuration:

- Probe: ET3DV6 - SN1787; ConvF(6.08, 6.08, 6.08); Calibrated: 2012/5/29;
- Sensor-Surface: 4mm (Mechanical Surface Detection)
- Electronics: DAE3 Sn495; Calibrated: 2012/4/23
- Phantom: ELI v4.0; Type: QDOVA001BB; Serial: TP:1127
- Measurement SW: DASY52, Version 52.8 (3); SEMCAD X Version 14.6.5 (6469)

Configuration/Ch189/Area Scan (41x71x1): Measurement grid: dx=15mm, dy=15mm
 Maximum value of SAR (interpolated) = 0.339 mW/g

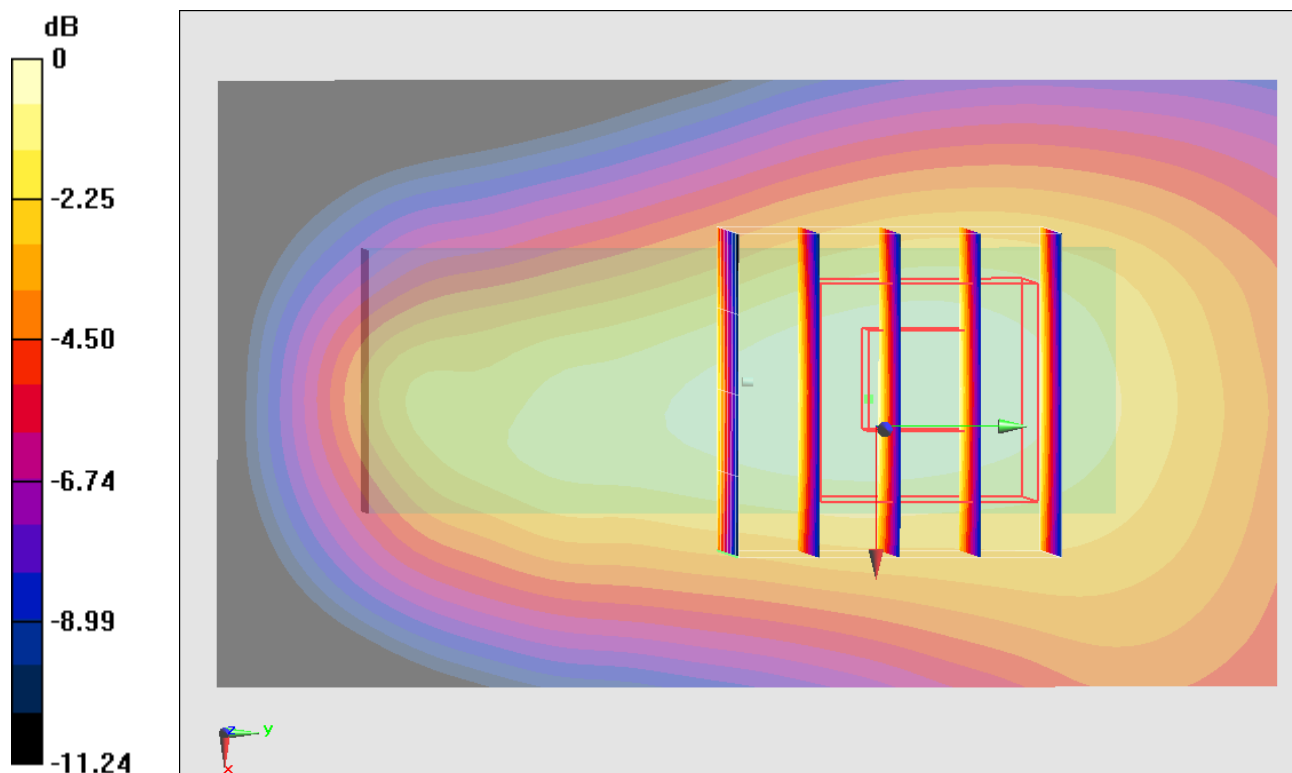
Configuration/Ch189/Zoom Scan (5x5x7)/Cube 0: Measurement grid: dx=8mm, dy=8mm, dz=5mm

Reference Value = 19.129 V/m; Power Drift = -0.01 dB

Peak SAR (extrapolated) = 0.448 mW/g

SAR(1 g) = 0.305 mW/g; SAR(10 g) = 0.201 mW/g

Maximum value of SAR (measured) = 0.326 mW/g



0 dB = 0.326 mW/g = -9.74 dB mW/g

#01_GSM850_GPRS (4 Tx slots)_Horizontal Up_0.5cm_Ch189_2D

DUT: 2N2009-02

Communication System: GSM850; Frequency: 836.4 MHz; Duty Cycle: 1:2

Medium: MSL_850_121220 Medium parameters used : $f = 836.4$ MHz; $\sigma = 0.955$ mho/m; $\epsilon_r = 52.795$; ρ

$= 1000$ kg/m³

Ambient Temperature : 22.6 °C ; Liquid Temperature : 21.6 °C

DASY5 Configuration:

- Probe: ET3DV6 - SN1787; ConvF(6.08, 6.08, 6.08); Calibrated: 2012/5/29;
- Sensor-Surface: 4mm (Mechanical Surface Detection)
- Electronics: DAE3 Sn495; Calibrated: 2012/4/23
- Phantom: ELI v4.0; Type: QDOVA001BB; Serial: TP:1127
- Measurement SW: DASY52, Version 52.8 (3); SEMCAD X Version 14.6.5 (6469)

Configuration/Ch189/Area Scan (41x71x1): Measurement grid: dx=15mm, dy=15mm
 Maximum value of SAR (interpolated) = 0.339 mW/g

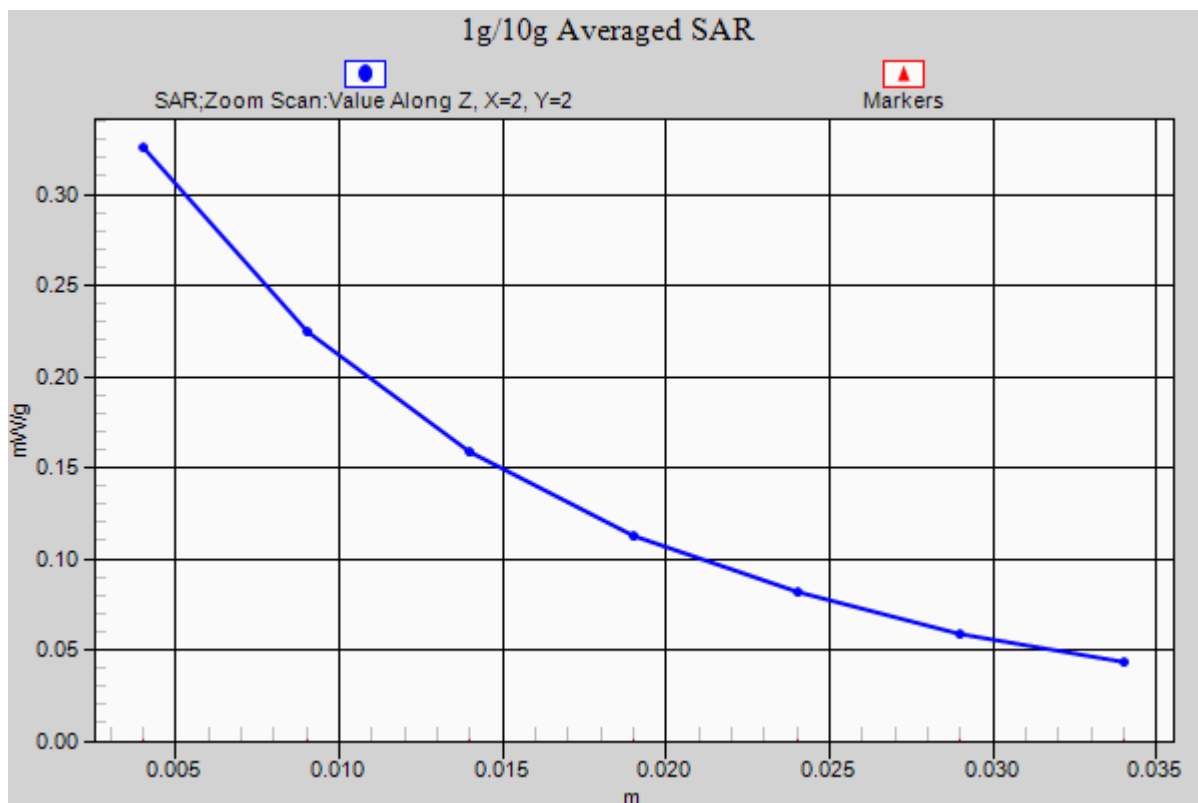
Configuration/Ch189/Zoom Scan (5x5x7)/Cube 0: Measurement grid: dx=8mm, dy=8mm, dz=5mm

Reference Value = 19.129 V/m; Power Drift = -0.01 dB

Peak SAR (extrapolated) = 0.448 mW/g

SAR(1 g) = 0.305 mW/g; SAR(10 g) = 0.201 mW/g

Maximum value of SAR (measured) = 0.326 mW/g



#02_GSM850_GPRS (4 Tx slots)_Horizontal Down_0.5cm_Ch189

DUT: 2N2009-02

Communication System: GSM850; Frequency: 836.4 MHz; Duty Cycle: 1:2

Medium: MSL_850_121220 Medium parameters used : $f = 836.4$ MHz; $\sigma = 0.955$ mho/m; $\epsilon_r = 52.795$; ρ

$= 1000$ kg/m³

Ambient Temperature : 22.6 °C ; Liquid Temperature : 21.6 °C

DASY5 Configuration:

- Probe: ET3DV6 - SN1787; ConvF(6.08, 6.08, 6.08); Calibrated: 2012/5/29;
- Sensor-Surface: 4mm (Mechanical Surface Detection)
- Electronics: DAE3 Sn495; Calibrated: 2012/4/23
- Phantom: ELI v4.0; Type: QDOVA001BB; Serial: TP:1127
- Measurement SW: DASY52, Version 52.8 (3); SEMCAD X Version 14.6.5 (6469)

Configuration/Ch189/Area Scan (41x71x1): Measurement grid: dx=15mm, dy=15mm
 Maximum value of SAR (interpolated) = 0.126 mW/g


Configuration/Ch189/Zoom Scan (5x5x7)/Cube 0: Measurement grid: dx=8mm, dy=8mm, dz=5mm

Reference Value = 11.528 V/m; Power Drift = 0.05 dB

Peak SAR (extrapolated) = 0.169 mW/g

SAR(1 g) = 0.111 mW/g; SAR(10 g) = 0.070 mW/g

Maximum value of SAR (measured) = 0.120 mW/g



0 dB = 0.120 mW/g = -18.42 dB mW/g

#03_GSM850_GPRS (4 Tx slots)_Vertical Front_0.5cm_Ch189

DUT: 2N2009-02

Communication System: GSM850; Frequency: 836.4 MHz; Duty Cycle: 1:2

Medium: MSL_850_121220 Medium parameters used : $f = 836.4$ MHz; $\sigma = 0.955$ mho/m; $\epsilon_r = 52.795$; ρ

$= 1000$ kg/m³

Ambient Temperature : 22.6 °C ; Liquid Temperature : 21.6 °C

DASY5 Configuration:

- Probe: ET3DV6 - SN1787; ConvF(6.08, 6.08, 6.08); Calibrated: 2012/5/29;
- Sensor-Surface: 4mm (Mechanical Surface Detection)
- Electronics: DAE3 Sn495; Calibrated: 2012/4/23
- Phantom: ELI v4.0; Type: QDOVA001BB; Serial: TP:1127
- Measurement SW: DASY52, Version 52.8 (3); SEMCAD X Version 14.6.5 (6469)

Configuration/Ch189/Area Scan (41x71x1): Measurement grid: dx=15mm, dy=15mm
 Maximum value of SAR (interpolated) = 0.116 mW/g

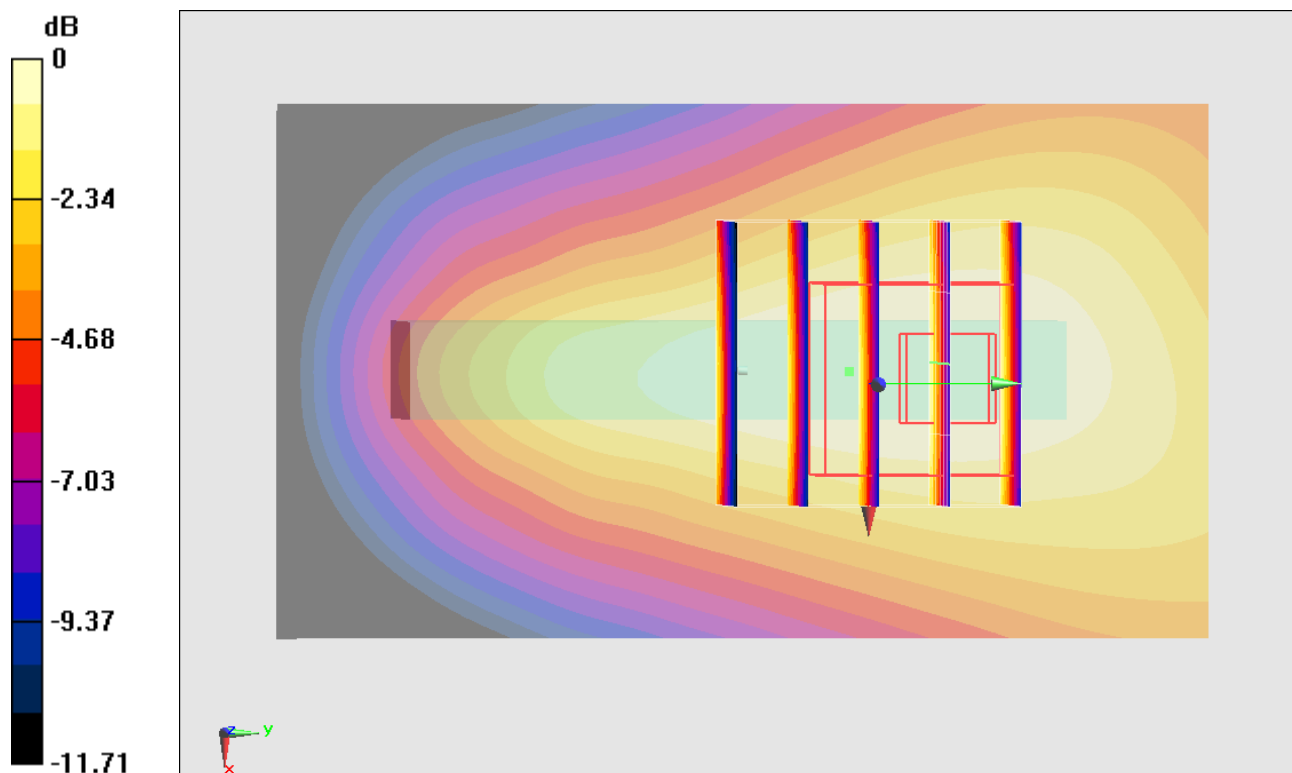
Configuration/Ch189/Zoom Scan (5x5x7)/Cube 0: Measurement grid: dx=8mm, dy=8mm, dz=5mm

Reference Value = 10.756 V/m; Power Drift = -0.04 dB

Peak SAR (extrapolated) = 0.141 mW/g

SAR(1 g) = 0.099 mW/g; SAR(10 g) = 0.066 mW/g

Maximum value of SAR (measured) = 0.105 mW/g



0 dB = 0.105 mW/g = -19.58 dB mW/g

#04_GSM850_GPRS (4 Tx slots)_Vertical Back_0.5cm_Ch189

DUT: 2N2009-02

Communication System: GSM850; Frequency: 836.4 MHz; Duty Cycle: 1:2

Medium: MSL_850_121220 Medium parameters used : $f = 836.4$ MHz; $\sigma = 0.955$ mho/m; $\epsilon_r = 52.795$; ρ

$= 1000$ kg/m³

Ambient Temperature : 22.6 °C ; Liquid Temperature : 21.6 °C

DASY5 Configuration:

- Probe: ET3DV6 - SN1787; ConvF(6.08, 6.08, 6.08); Calibrated: 2012/5/29;
- Sensor-Surface: 4mm (Mechanical Surface Detection)
- Electronics: DAE3 Sn495; Calibrated: 2012/4/23
- Phantom: ELI v4.0; Type: QDOVA001BB; Serial: TP:1127
- Measurement SW: DASY52, Version 52.8 (3); SEMCAD X Version 14.6.5 (6469)

Configuration/Ch189/Area Scan (41x71x1): Measurement grid: dx=15mm, dy=15mm
Maximum value of SAR (interpolated) = 0.0821 mW/g

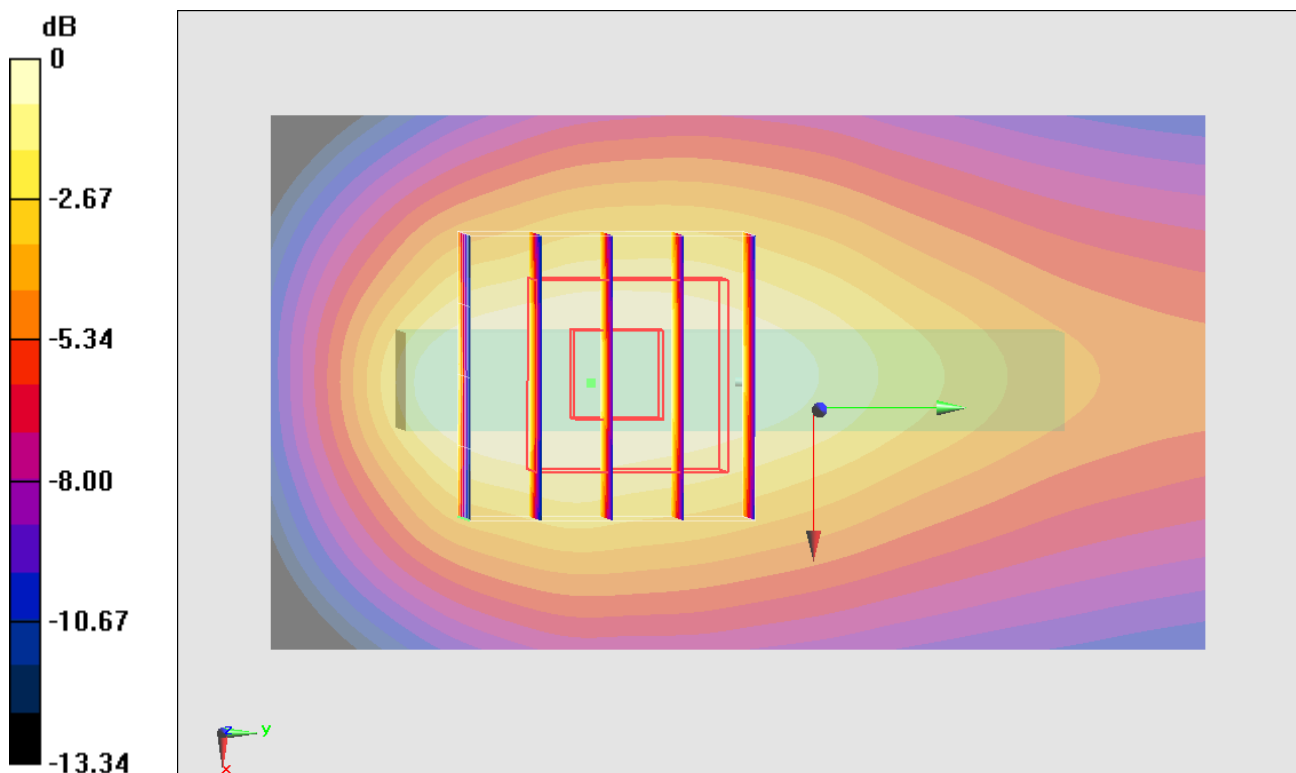
Configuration/Ch189/Zoom Scan (5x5x7)/Cube 0: Measurement grid: dx=8mm, dy=8mm, dz=5mm

Reference Value = 9.093 V/m; Power Drift = -0.02 dB

Peak SAR (extrapolated) = 0.120 mW/g

SAR(1 g) = 0.068 mW/g; SAR(10 g) = 0.044 mW/g

Maximum value of SAR (measured) = 0.0736 mW/g



0 dB = 0.0736 mW/g = -22.66 dB mW/g

#05_GSM850_GPRS (4 Tx slots)_Tip Mode_0.5cm_Ch189

DUT: 2N2009-02

Communication System: GSM850; Frequency: 836.4 MHz; Duty Cycle: 1:2

Medium: MSL_850_121220 Medium parameters used: $f = 836.4$ MHz; $\sigma = 0.955$ mho/m; $\epsilon_r = 52.795$; ρ

$= 1000$ kg/m³

Ambient Temperature : 22.6 °C ; Liquid Temperature : 21.6 °C

DASY5 Configuration:

- Probe: ET3DV6 - SN1787; ConvF(6.08, 6.08, 6.08); Calibrated: 2012/5/29;
- Sensor-Surface: 4mm (Mechanical Surface Detection)
- Electronics: DAE3 Sn495; Calibrated: 2012/4/23
- Phantom: ELI v4.0; Type: QDOVA001BB; Serial: TP:1127
- Measurement SW: DASY52, Version 52.8 (3); SEMCAD X Version 14.6.5 (6469)

Configuration/Ch189/Area Scan (41x51x1): Measurement grid: dx=15mm, dy=15mm

Maximum value of SAR (interpolated) = 0.0482 mW/g

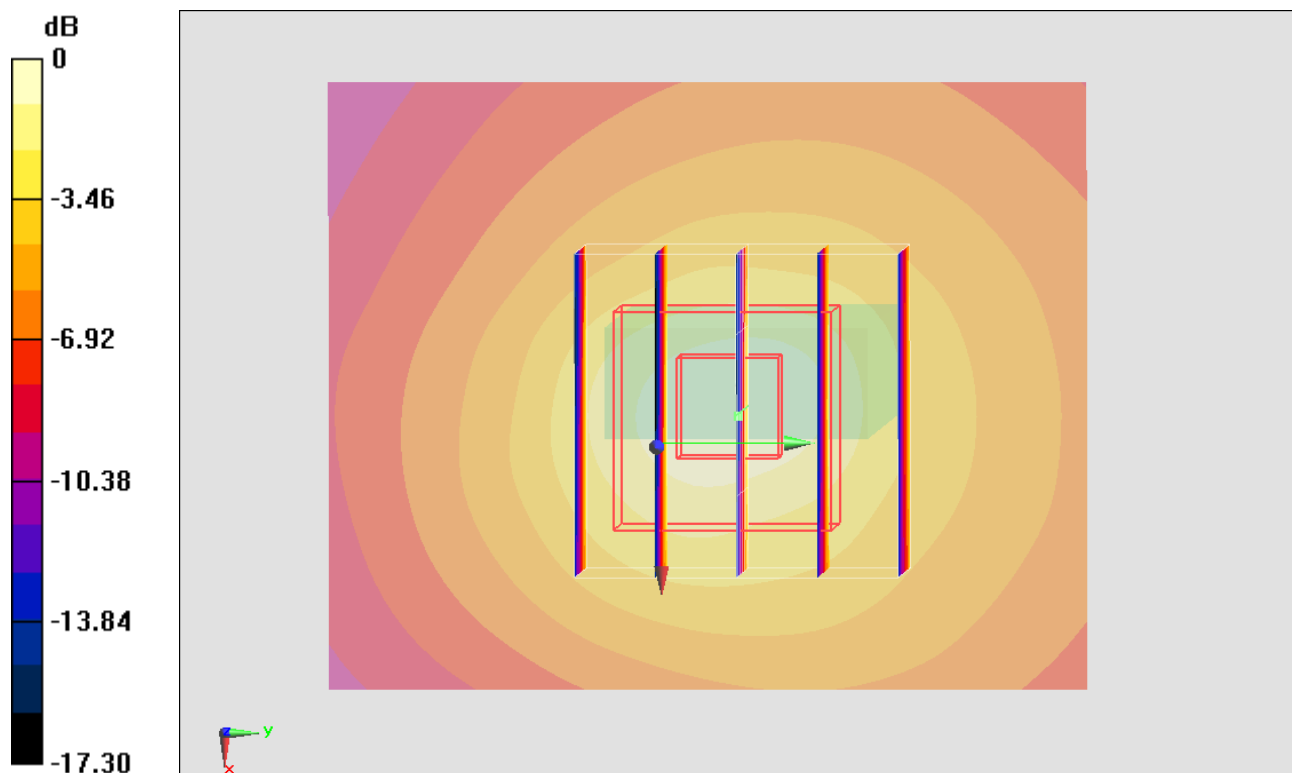
Configuration/Ch189/Zoom Scan (5x5x7)/Cube 0: Measurement grid: dx=8mm, dy=8mm, dz=5mm

Reference Value = 7.513 V/m; Power Drift = -0.10 dB

Peak SAR (extrapolated) = 0.136 mW/g

SAR(1 g) = 0.046 mW/g; SAR(10 g) = 0.022 mW/g

Maximum value of SAR (measured) = 0.0493 mW/g



0 dB = 0.0493 mW/g = -26.14 dB mW/g

#11_GSM1900_GPRS (4 Tx slots)_Horizontal Up_0.5cm_Ch512

DUT: 2N2009-02

Communication System: PCS; Frequency: 1850.2 MHz; Duty Cycle: 1:2

Medium: MSL_1900_121220 Medium parameters used : $f = 1850.2$ MHz; $\sigma = 1.481$ mho/m; $\epsilon_r = 53.436$;

$\rho = 1000$ kg/m³

Ambient Temperature : 22.2 °C ; Liquid Temperature : 21.2 °C

DASY5 Configuration:

- Probe: ET3DV6 - SN1787; ConvF(4.58, 4.58, 4.58); Calibrated: 2012/5/29;
- Sensor-Surface: 4mm (Mechanical Surface Detection)
- Electronics: DAE3 Sn495; Calibrated: 2012/4/23
- Phantom: ELI v5.0 Left; Type: QDOVA002AA; Serial: TP:1131
- Measurement SW: DASY52, Version 52.8 (3); SEMCAD X Version 14.6.5 (6469)

Configuration/Ch512/Area Scan (41x71x1): Measurement grid: dx=15mm, dy=15mm
 Maximum value of SAR (interpolated) = 0.692 mW/g

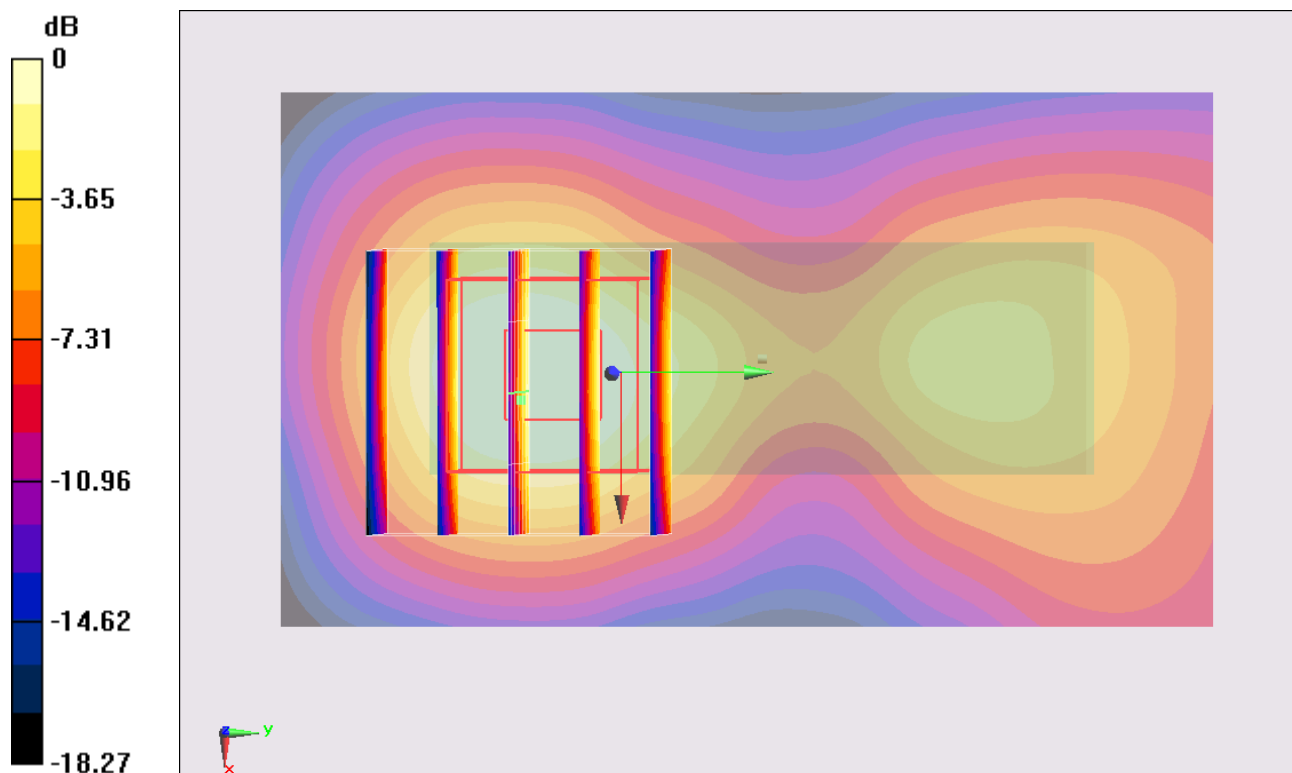
Configuration/Ch512/Zoom Scan (5x5x7)/Cube 0: Measurement grid: dx=8mm, dy=8mm, dz=5mm

Reference Value = 22.010 V/m; Power Drift = 0.00 dB

Peak SAR (extrapolated) = 0.872 mW/g

SAR(1 g) = 0.567 mW/g; SAR(10 g) = 0.318 mW/g

Maximum value of SAR (measured) = 0.619 mW/g



0 dB = 0.619 mW/g = -4.17 dB mW/g

#11_GSM1900_GPRS (4 Tx slots)_Horizontal Up_0.5cm_Ch512_2D

DUT: 2N2009-02

Communication System: PCS; Frequency: 1850.2 MHz; Duty Cycle: 1:2

Medium: MSL_1900_121220 Medium parameters used : $f = 1850.2$ MHz; $\sigma = 1.481$ mho/m; $\epsilon_r = 53.436$;

$\rho = 1000$ kg/m³

Ambient Temperature : 22.2 °C ; Liquid Temperature : 21.2 °C

DASY5 Configuration:

- Probe: ET3DV6 - SN1787; ConvF(4.58, 4.58, 4.58); Calibrated: 2012/5/29;
- Sensor-Surface: 4mm (Mechanical Surface Detection)
- Electronics: DAE3 Sn495; Calibrated: 2012/4/23
- Phantom: ELI v5.0 Left; Type: QDOVA002AA; Serial: TP:1131
- Measurement SW: DASY52, Version 52.8 (3); SEMCAD X Version 14.6.5 (6469)

Configuration/Ch512/Area Scan (41x71x1): Measurement grid: dx=15mm, dy=15mm
 Maximum value of SAR (interpolated) = 0.692 mW/g

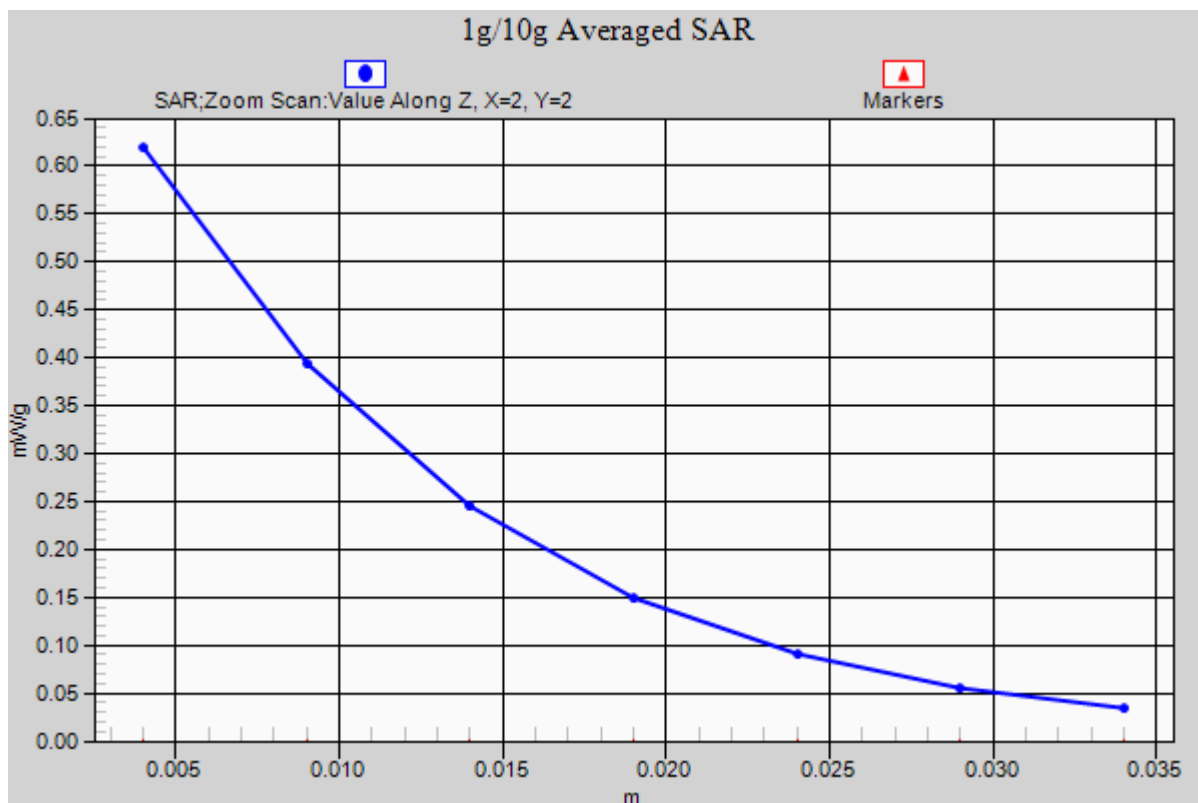
Configuration/Ch512/Zoom Scan (5x5x7)/Cube 0: Measurement grid: dx=8mm, dy=8mm, dz=5mm

Reference Value = 22.010 V/m; Power Drift = 0.00 dB

Peak SAR (extrapolated) = 0.872 mW/g

SAR(1 g) = 0.567 mW/g; SAR(10 g) = 0.318 mW/g

Maximum value of SAR (measured) = 0.619 mW/g



#12_GSM1900_GPRS (4 Tx slots)_Horizontal Down_0.5cm_Ch512

DUT: 2N2009-02

Communication System: PCS; Frequency: 1850.2 MHz; Duty Cycle: 1:2

Medium: MSL_1900_121220 Medium parameters used : $f = 1850.2 \text{ MHz}$; $\sigma = 1.481 \text{ mho/m}$; $\epsilon_r = 53.436$; $\rho = 1000 \text{ kg/m}^3$

Ambient Temperature : $22.2 \text{ }^\circ\text{C}$; Liquid Temperature : $21.2 \text{ }^\circ\text{C}$

DASY5 Configuration:

- Probe: ET3DV6 - SN1787; ConvF(4.58, 4.58, 4.58); Calibrated: 2012/5/29;
- Sensor-Surface: 4mm (Mechanical Surface Detection)
- Electronics: DAE3 Sn495; Calibrated: 2012/4/23
- Phantom: ELI v5.0 Left; Type: QDOVA002AA; Serial: TP:1131
- Measurement SW: DASY52, Version 52.8 (3); SEMCAD X Version 14.6.5 (6469)

Configuration/Ch512/Area Scan (41x71x1): Measurement grid: $dx=15\text{mm}$, $dy=15\text{mm}$
 Maximum value of SAR (interpolated) = 0.484 mW/g

Configuration/Ch512/Zoom Scan (5x5x7)/Cube 0: Measurement grid: $dx=8\text{mm}$, $dy=8\text{mm}$, $dz=5\text{mm}$

Reference Value = 19.745 V/m ; Power Drift = -0.02 dB

Peak SAR (extrapolated) = 0.717 mW/g

SAR(1 g) = 0.437 mW/g ; SAR(10 g) = 0.238 mW/g

Maximum value of SAR (measured) = 0.484 mW/g

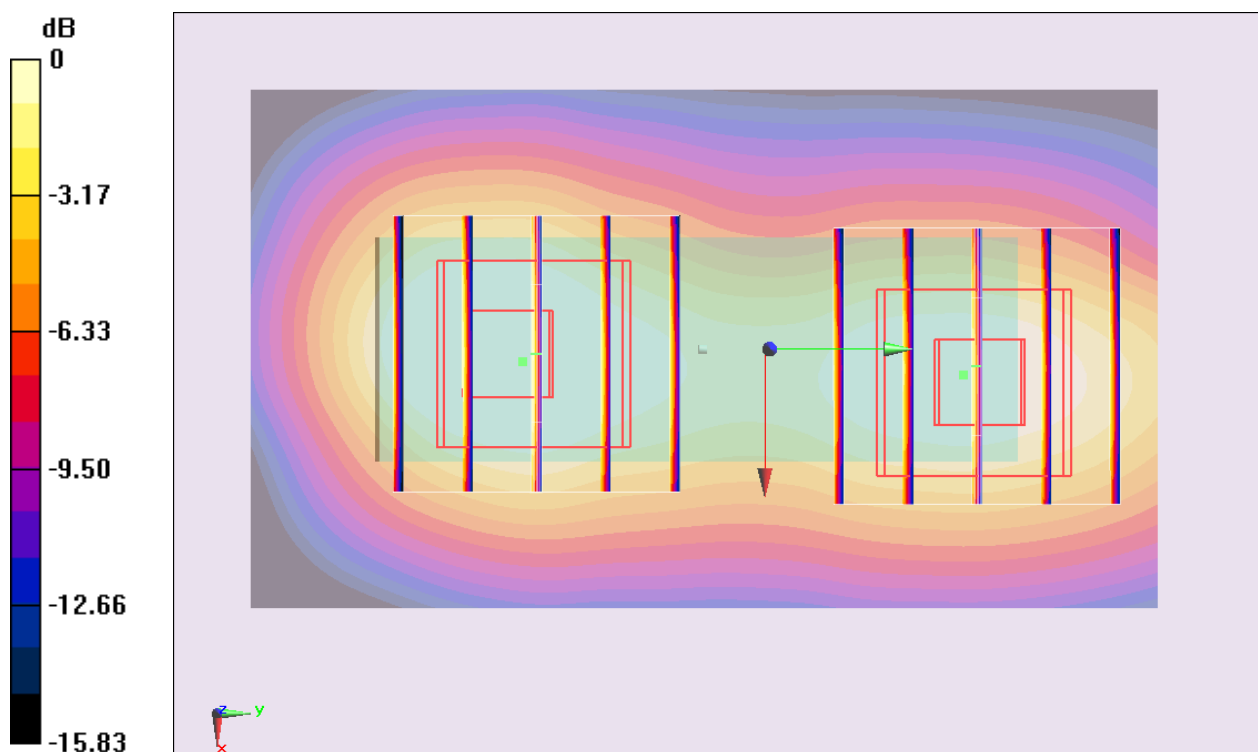
Configuration/Ch512/Zoom Scan (5x5x7)/Cube 1: Measurement grid: $dx=8\text{mm}$, $dy=8\text{mm}$, $dz=5\text{mm}$

Reference Value = 19.745 V/m ; Power Drift = -0.02 dB

Peak SAR (extrapolated) = 0.486 mW/g

SAR(1 g) = 0.325 mW/g ; SAR(10 g) = 0.189 mW/g

Maximum value of SAR (measured) = 0.358 mW/g



0 dB = 0.358 mW/g = -8.92 dB mW/g

#13_GSM1900_GPRS (4 Tx slots)_Vertical Front_0.5cm_Ch512

DUT: 2N2009-02

Communication System: PCS; Frequency: 1850.2 MHz; Duty Cycle: 1:2

Medium: MSL_1900_121221 Medium parameters used : $f = 1850.2$ MHz; $\sigma = 1.465$ mho/m; $\epsilon_r = 52.363$;

$\rho = 1000$ kg/m³

Ambient Temperature : 22.3 °C ; Liquid Temperature : 21.3 °C

DASY5 Configuration:

- Probe: ES3DV3 - SN3270; ConvF(4.67, 4.67, 4.67); Calibrated: 2012/9/28;
- Sensor-Surface: 3mm (Mechanical Surface Detection)
- Electronics: DAE4 Sn778; Calibrated: 2012/8/27
- Phantom: ELI 4.0_Front; Type: QDOVA001BB; Serial: 1026
- Measurement SW: DASY52, Version 52.8 (2); SEMCAD X Version 14.6.6 (6477)

Configuration/Ch512/Area Scan (41x71x1): Measurement grid: dx=15mm, dy=15mm
 Maximum value of SAR (interpolated) = 0.517 mW/g

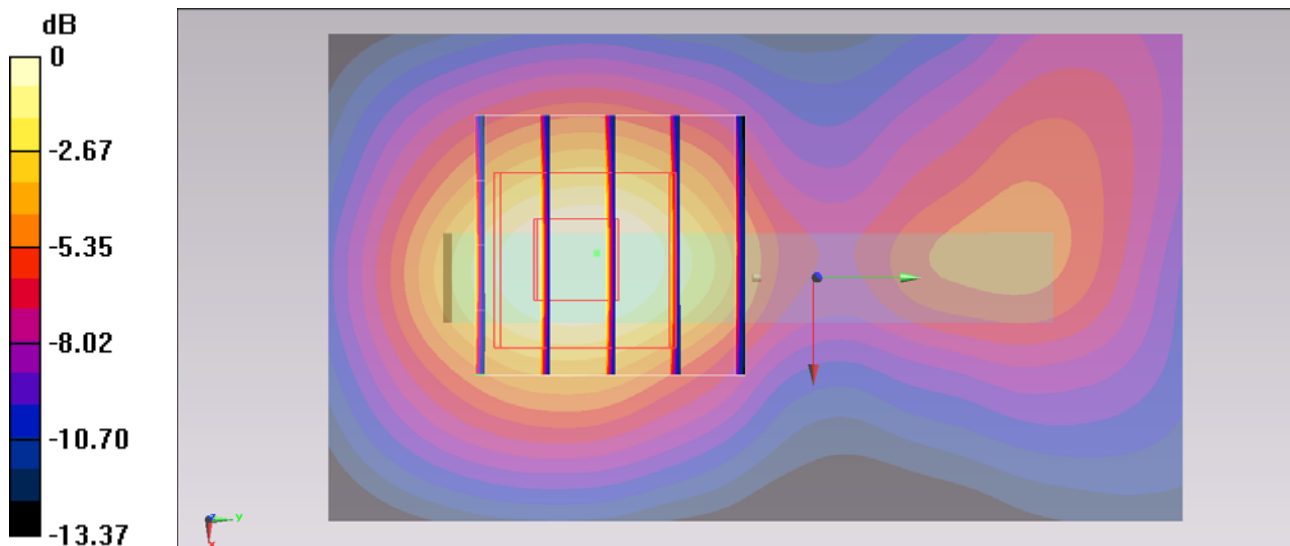
Configuration/Ch512/Zoom Scan (5x5x7)/Cube 0: Measurement grid: dx=8mm, dy=8mm, dz=5mm

Reference Value = 18.979 V/m; Power Drift = -0.00 dB

Peak SAR (extrapolated) = 0.715 mW/g

SAR(1 g) = 0.410 mW/g; SAR(10 g) = 0.224 mW/g

Maximum value of SAR (measured) = 0.480 mW/g



0 dB = 0.480 mW/g = -6.38 dB mW/g

#14_GSM1900_GPRS (4 Tx slots)_Vertical Back_0.5cm_Ch512

DUT: 2N2009-02

Communication System: PCS; Frequency: 1850.2 MHz; Duty Cycle: 1:2

Medium: MSL_1900_121220 Medium parameters used : $f = 1850.2 \text{ MHz}$; $\sigma = 1.481 \text{ mho/m}$; $\epsilon_r = 53.436$; $\rho = 1000 \text{ kg/m}^3$

Ambient Temperature : $22.2 \text{ }^\circ\text{C}$; Liquid Temperature : $21.2 \text{ }^\circ\text{C}$

DASY5 Configuration:

- Probe: ET3DV6 - SN1787; ConvF(4.58, 4.58, 4.58); Calibrated: 2012/5/29;
- Sensor-Surface: 4mm (Mechanical Surface Detection)
- Electronics: DAE3 Sn495; Calibrated: 2012/4/23
- Phantom: ELI v5.0 Left; Type: QDOVA002AA; Serial: TP:1131
- Measurement SW: DASY52, Version 52.8 (3); SEMCAD X Version 14.6.5 (6469)

Configuration/Ch512/Area Scan (41x71x1): Measurement grid: $dx=15\text{mm}$, $dy=15\text{mm}$
 Maximum value of SAR (interpolated) = 0.293 mW/g

Configuration/Ch512/Zoom Scan (5x5x7)/Cube 0: Measurement grid: $dx=8\text{mm}$, $dy=8\text{mm}$, $dz=5\text{mm}$

Reference Value = 14.548 V/m ; Power Drift = 0.03 dB

Peak SAR (extrapolated) = 0.379 mW/g

SAR(1 g) = 0.234 mW/g ; SAR(10 g) = 0.129 mW/g

Maximum value of SAR (measured) = 0.260 mW/g

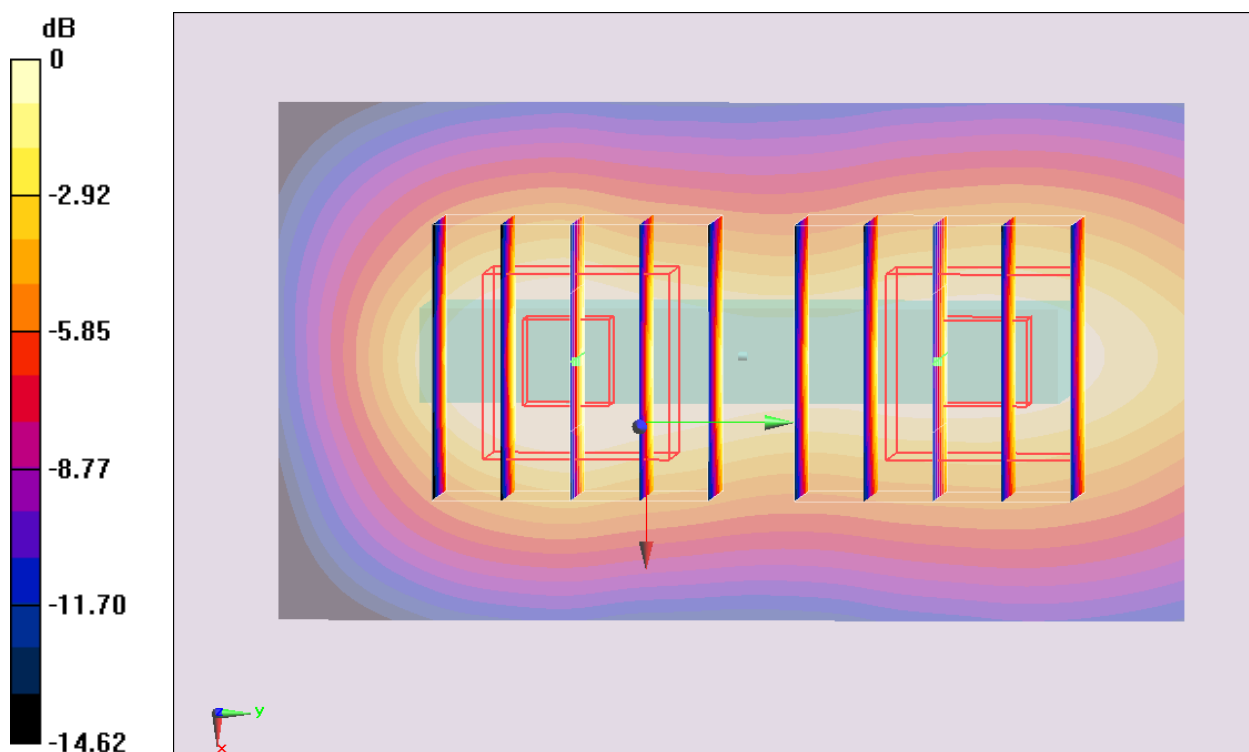
Configuration/Ch512/Zoom Scan (5x5x7)/Cube 1: Measurement grid: $dx=8\text{mm}$, $dy=8\text{mm}$, $dz=5\text{mm}$

Reference Value = 14.548 V/m ; Power Drift = 0.03 dB

Peak SAR (extrapolated) = 0.267 mW/g

SAR(1 g) = 0.179 mW/g ; SAR(10 g) = 0.106 mW/g

Maximum value of SAR (measured) = 0.197 mW/g



0 dB = $0.197 \text{ mW/g} = -14.11 \text{ dB mW/g}$

#15_GSM1900_GPRS (4 Tx slots)_Tip Mode_0.5cm_Ch512

DUT: 2N2009-02

Communication System: PCS; Frequency: 1850.2 MHz; Duty Cycle: 1:2

Medium: MSL_1900_121220 Medium parameters used : $f = 1850.2$ MHz; $\sigma = 1.481$ mho/m; $\epsilon_r = 53.436$;

$\rho = 1000$ kg/m³

Ambient Temperature : 22.2 °C ; Liquid Temperature : 21.2 °C

DASY5 Configuration:

- Probe: ET3DV6 - SN1787; ConvF(4.58, 4.58, 4.58); Calibrated: 2012/5/29;
- Sensor-Surface: 4mm (Mechanical Surface Detection)
- Electronics: DAE3 Sn495; Calibrated: 2012/4/23
- Phantom: ELI v5.0 Left; Type: QDOVA002AA; Serial: TP:1131
- Measurement SW: DASY52, Version 52.8 (3); SEMCAD X Version 14.6.5 (6469)

Configuration/Ch512/Area Scan (31x61x1): Measurement grid: dx=15mm, dy=15mm
 Maximum value of SAR (interpolated) = 0.0515 mW/g

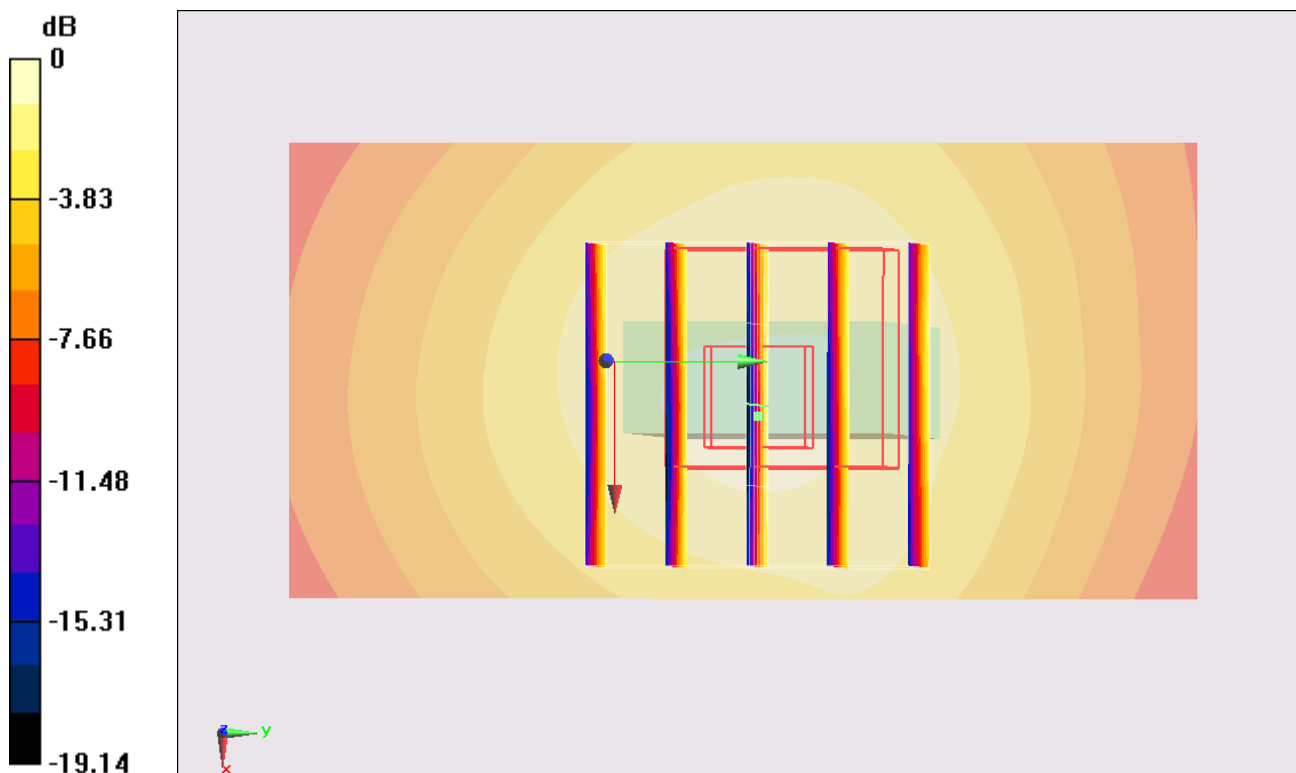
Configuration/Ch512/Zoom Scan (5x5x7)/Cube 0: Measurement grid: dx=8mm, dy=8mm, dz=5mm

Reference Value = 6.867 V/m; Power Drift = 0.04 dB

Peak SAR (extrapolated) = 0.112 mW/g

SAR(1 g) = 0.050 mW/g; SAR(10 g) = 0.027 mW/g

Maximum value of SAR (measured) = 0.0609 mW/g



0 dB = 0.0609 mW/g = -24.31 dB mW/g

#06_WCDMA V_RMC12.2K_Horizontal Up_0.5cm_Ch4132

DUT: 2N2009 -02

Communication System: WCDMA; Frequency: 826.4 MHz; Duty Cycle: 1:1

Medium: MSL_850_121220 Medium parameters used: $f = 826.4$ MHz; $\sigma = 0.945$ mho/m; $\epsilon_r = 52.89$; $\rho =$

1000 kg/m³

Ambient Temperature : 22.6 °C ; Liquid Temperature : 21.6 °C

DASY5 Configuration:

- Probe: ET3DV6 - SN1787; ConvF(6.08, 6.08, 6.08); Calibrated: 2012/5/29;
- Sensor-Surface: 4mm (Mechanical Surface Detection)
- Electronics: DAE3 Sn495; Calibrated: 2012/4/23
- Phantom: ELI v4.0; Type: QDOVA001BB; Serial: TP:1127
- Measurement SW: DASY52, Version 52.8 (3); SEMCAD X Version 14.6.5 (6469)

Configuration/Ch4132/Area Scan (41x71x1): Measurement grid: dx=15mm, dy=15mm
 Maximum value of SAR (interpolated) = 0.215 mW/g

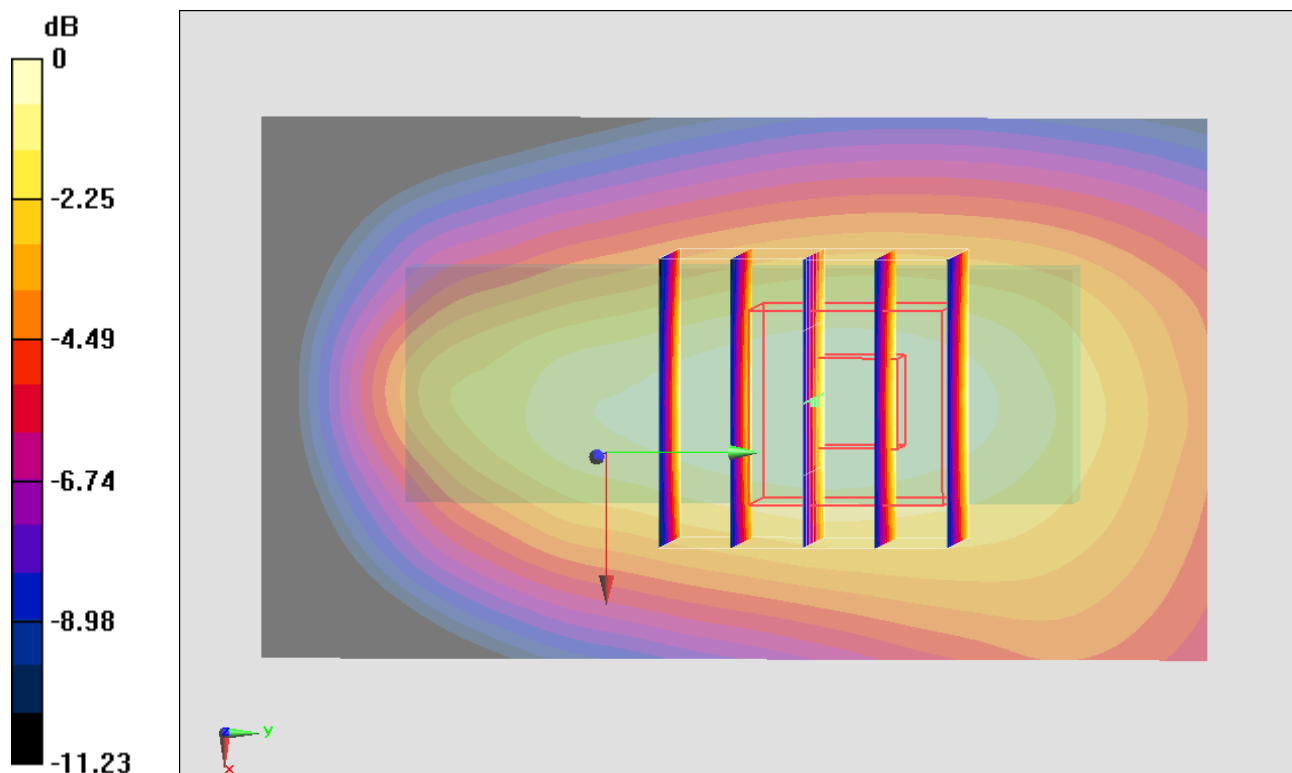
Configuration/Ch4132/Zoom Scan (5x5x7)/Cube 0: Measurement grid: dx=8mm, dy=8mm, dz=5mm

Reference Value = 15.159 V/m; Power Drift = 0.00 dB

Peak SAR (extrapolated) = 0.270 mW/g

SAR(1 g) = 0.189 mW/g; SAR(10 g) = 0.125 mW/g

Maximum value of SAR (measured) = 0.203 mW/g



0 dB = 0.203 mW/g = -13.85 dB mW/g

#06_WCDMA V_RMC12.2K_Horizontal Up_0.5cm_Ch4132_2D

DUT: 2N2009-02

Communication System: WCDMA; Frequency: 826.4 MHz; Duty Cycle: 1:1

Medium: MSL_850_121220 Medium parameters used : $f = 826.4$ MHz; $\sigma = 0.945$ mho/m; $\epsilon_r = 52.89$; $\rho =$

1000 kg/m³

Ambient Temperature : 22.6 °C ; Liquid Temperature : 21.6 °C

DASY5 Configuration:

- Probe: ET3DV6 - SN1787; ConvF(6.08, 6.08, 6.08); Calibrated: 2012/5/29;
- Sensor-Surface: 4mm (Mechanical Surface Detection)
- Electronics: DAE3 Sn495; Calibrated: 2012/4/23
- Phantom: ELI v4.0; Type: QDOVA001BB; Serial: TP:1127
- Measurement SW: DASY52, Version 52.8 (3); SEMCAD X Version 14.6.5 (6469)

Configuration/Ch4132/Area Scan (41x71x1): Measurement grid: dx=15mm, dy=15mm
Maximum value of SAR (interpolated) = 0.215 mW/g

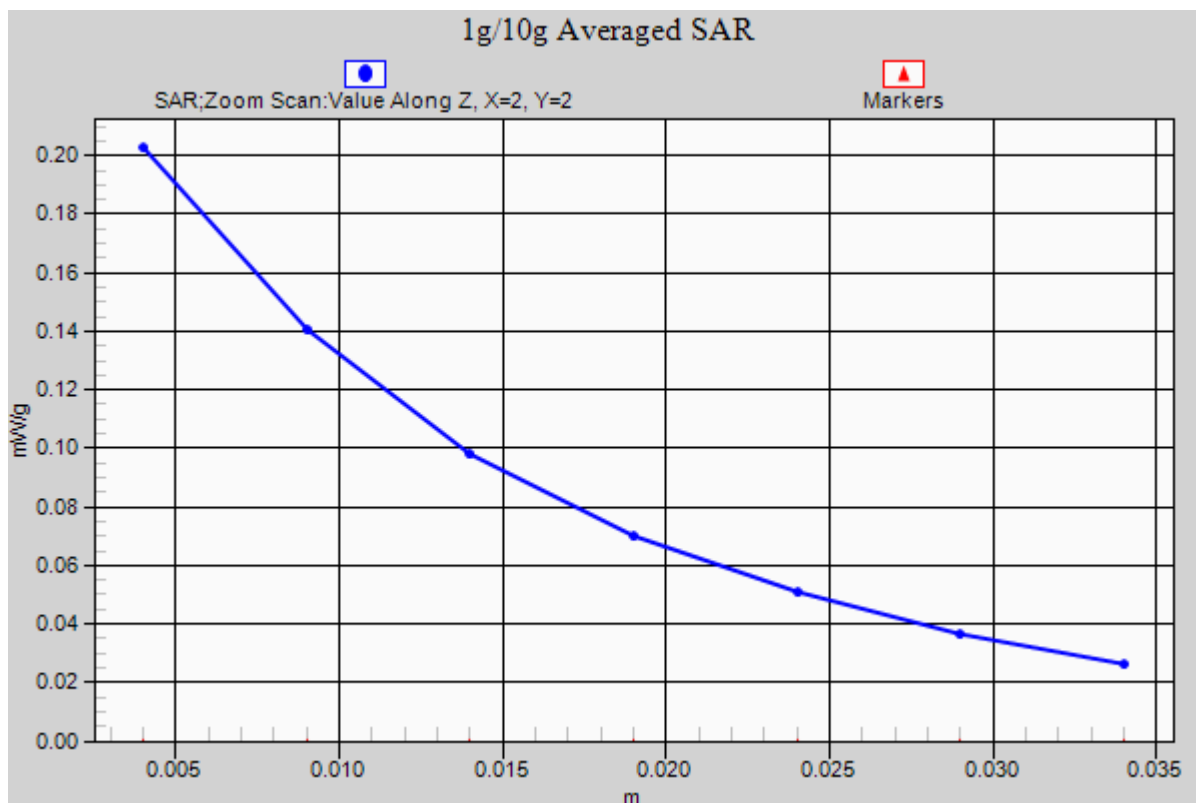
Configuration/Ch4132/Zoom Scan (5x5x7)/Cube 0: Measurement grid: dx=8mm, dy=8mm, dz=5mm

Reference Value = 15.159 V/m; Power Drift = 0.00 dB

Peak SAR (extrapolated) = 0.270 mW/g

SAR(1 g) = 0.189 mW/g; SAR(10 g) = 0.125 mW/g

Maximum value of SAR (measured) = 0.203 mW/g



#07_WCDMA V_RMC12.2K_Horizontal Up_0.5cm_Ch4132

DUT: 2N2009-02

Communication System: WCDMA; Frequency: 826.4 MHz; Duty Cycle: 1:1

Medium: MSL_850_121220 Medium parameters used: $f = 826.4$ MHz; $\sigma = 0.945$ mho/m; $\epsilon_r = 52.89$; $\rho =$

1000 kg/m³

Ambient Temperature : 22.6 °C ; Liquid Temperature : 21.6 °C

DASY5 Configuration:

- Probe: ET3DV6 - SN1787; ConvF(6.08, 6.08, 6.08); Calibrated: 2012/5/29;
- Sensor-Surface: 4mm (Mechanical Surface Detection)
- Electronics: DAE3 Sn495; Calibrated: 2012/4/23
- Phantom: ELI v4.0; Type: QDOVA001BB; Serial: TP:1127
- Measurement SW: DASY52, Version 52.8 (3); SEMCAD X Version 14.6.5 (6469)

Configuration/Ch4132/Area Scan (41x71x1): Measurement grid: dx=15mm, dy=15mm
Maximum value of SAR (interpolated) = 0.0690 mW/g

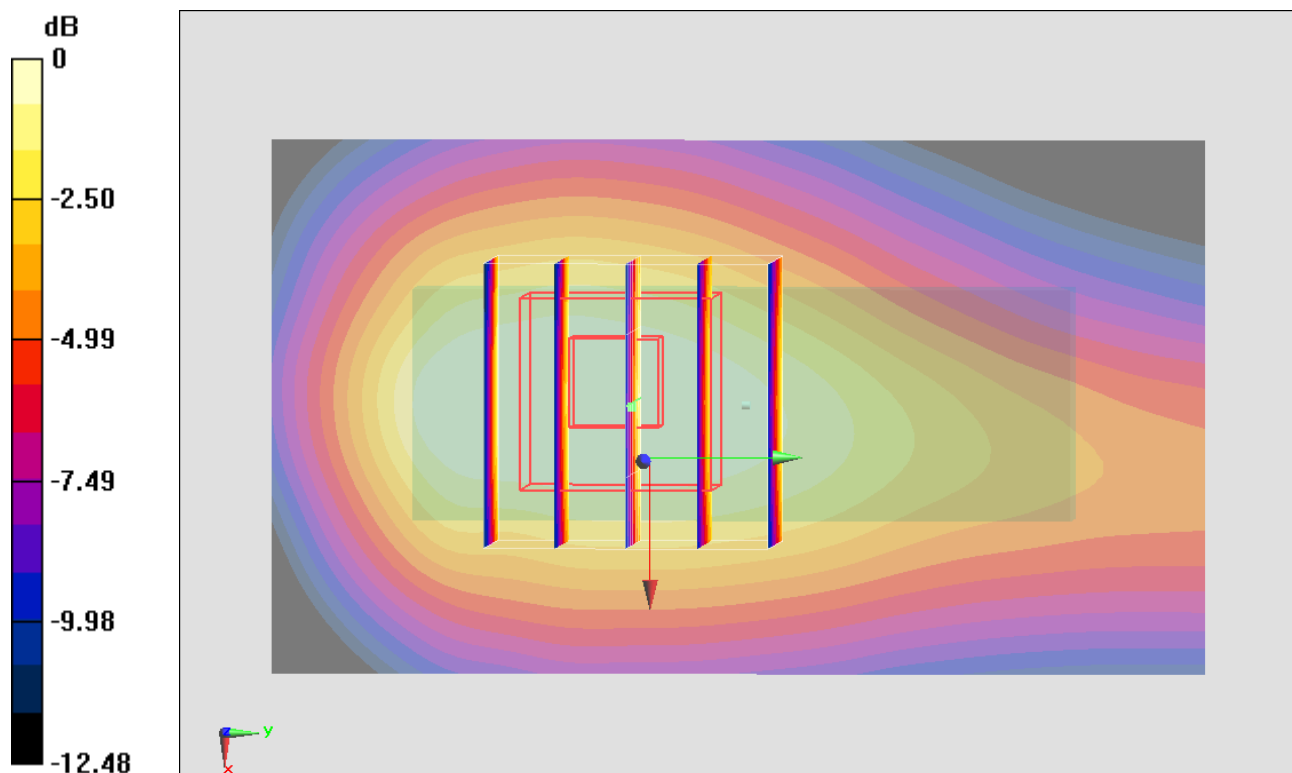
Configuration/Ch4132/Zoom Scan (5x5x7)/Cube 0: Measurement grid: dx=8mm, dy=8mm, dz=5mm

Reference Value = 8.629 V/m; Power Drift = 0.03 dB

Peak SAR (extrapolated) = 0.091 mW/g

SAR(1 g) = 0.061 mW/g; SAR(10 g) = 0.039 mW/g

Maximum value of SAR (measured) = 0.0656 mW/g



0 dB = 0.0656 mW/g = -23.66 dB mW/g

#08_WCDMA V_RMC12.2K_Veritical Front_0.5cm_Ch4132

DUT: 2N2009-02

Communication System: WCDMA; Frequency: 826.4 MHz; Duty Cycle: 1:1

Medium: MSL_850_121220 Medium parameters used : $f = 826.4$ MHz; $\sigma = 0.945$ mho/m; $\epsilon_r = 52.89$; $\rho =$

1000 kg/m³

Ambient Temperature : 22.6 °C ; Liquid Temperature : 21.6 °C

DASY5 Configuration:

- Probe: ET3DV6 - SN1787; ConvF(6.08, 6.08, 6.08); Calibrated: 2012/5/29;
- Sensor-Surface: 4mm (Mechanical Surface Detection)
- Electronics: DAE3 Sn495; Calibrated: 2012/4/23
- Phantom: ELI v4.0; Type: QDOVA001BB; Serial: TP:1127
- Measurement SW: DASY52, Version 52.8 (3); SEMCAD X Version 14.6.5 (6469)

Configuration/Ch4132/Area Scan (41x71x1): Measurement grid: dx=15mm, dy=15mm
Maximum value of SAR (interpolated) = 0.0551 mW/g

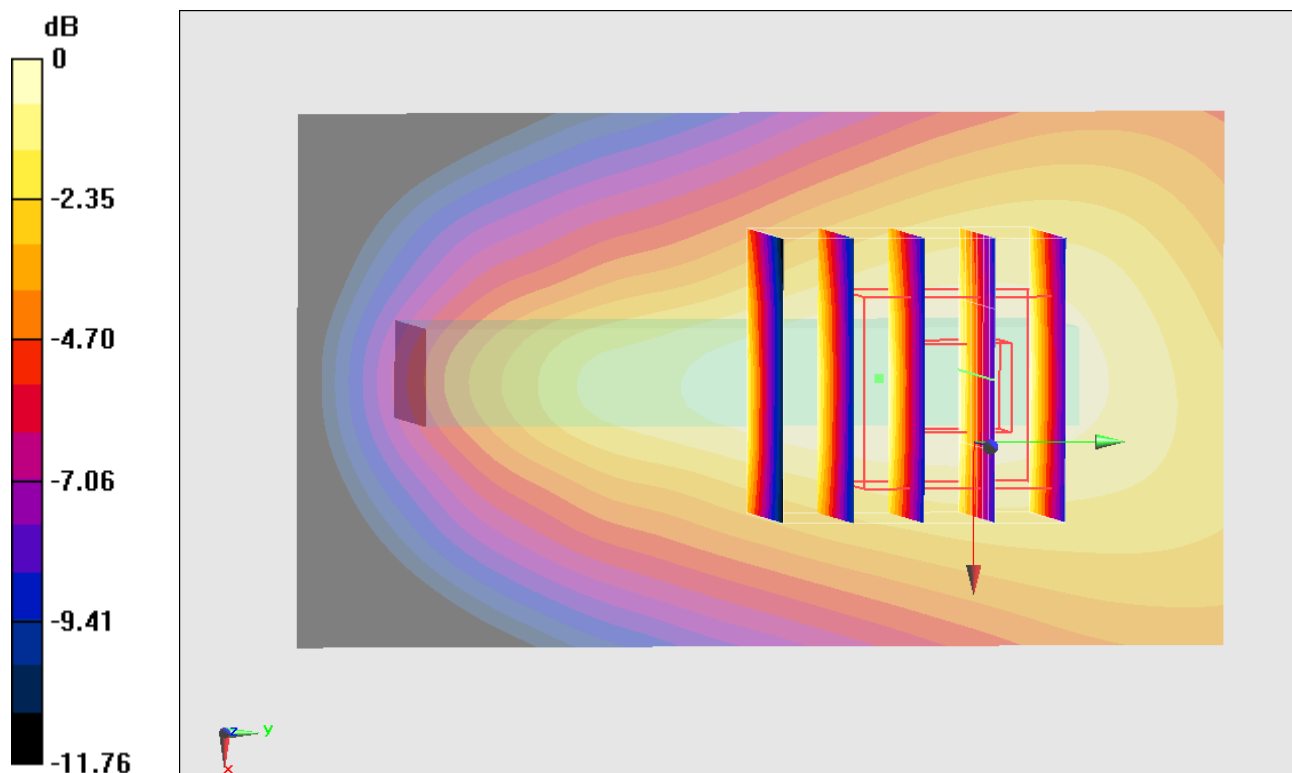
Configuration/Ch4132/Zoom Scan (5x5x7)/Cube 0: Measurement grid: dx=8mm, dy=8mm, dz=5mm

Reference Value = 7.543 V/m; Power Drift = 0.05 dB

Peak SAR (extrapolated) = 0.070 mW/g

SAR(1 g) = 0.048 mW/g; SAR(10 g) = 0.032 mW/g

Maximum value of SAR (measured) = 0.0510 mW/g



0 dB = 0.0510 mW/g = -25.85 dB mW/g

#09_WCDMA V_RMC12.2K_Veritical Back_0.5cm_Ch4132

DUT: 2N2009-02

Communication System: WCDMA; Frequency: 826.4 MHz; Duty Cycle: 1:1

Medium: MSL_850_121220 Medium parameters used: $f = 826.4$ MHz; $\sigma = 0.945$ mho/m; $\epsilon_r = 52.89$; $\rho =$

1000 kg/m³

Ambient Temperature : 22.6 °C ; Liquid Temperature : 21.6 °C

DASY5 Configuration:

- Probe: ET3DV6 - SN1787; ConvF(6.08, 6.08, 6.08); Calibrated: 2012/5/29;
- Sensor-Surface: 4mm (Mechanical Surface Detection)
- Electronics: DAE3 Sn495; Calibrated: 2012/4/23
- Phantom: ELI v4.0; Type: QDOVA001BB; Serial: TP:1127
- Measurement SW: DASY52, Version 52.8 (3); SEMCAD X Version 14.6.5 (6469)

Configuration/Ch4132/Area Scan (41x71x1): Measurement grid: dx=15mm, dy=15mm
Maximum value of SAR (interpolated) = 0.0460 mW/g

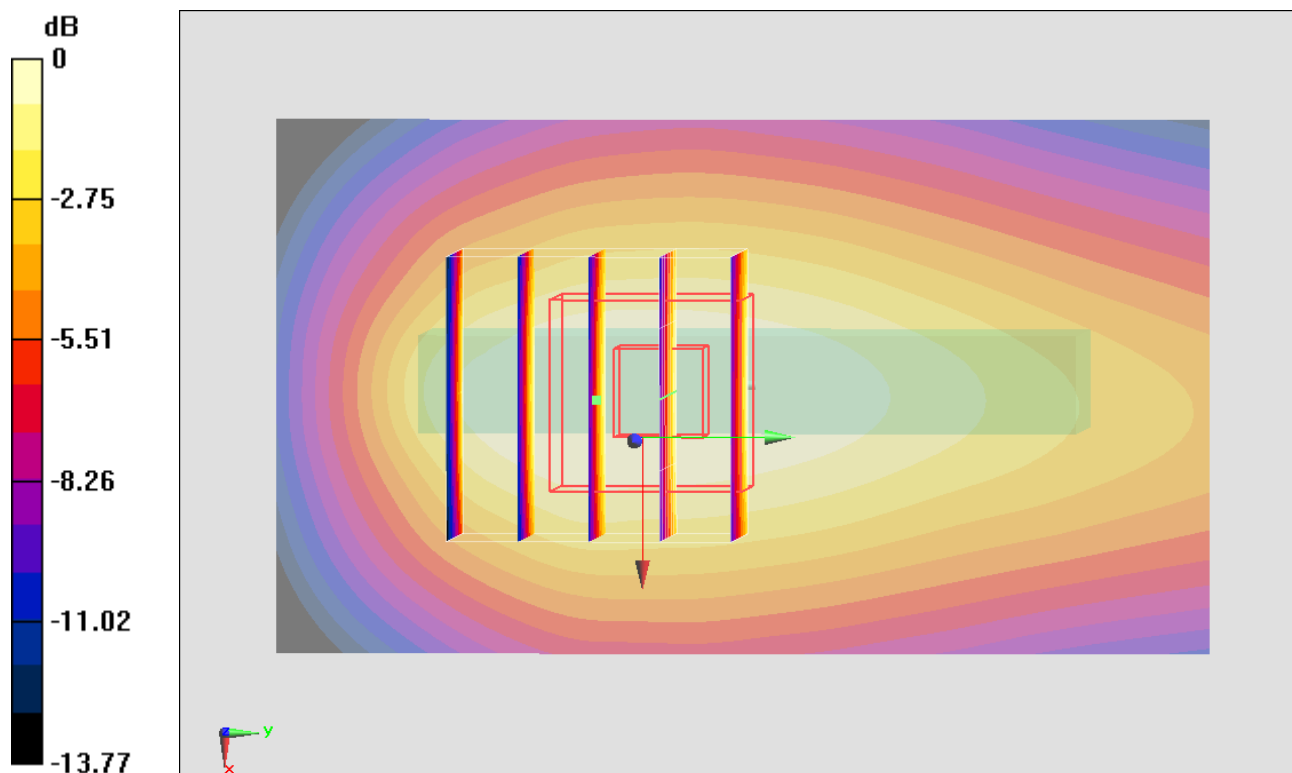
Configuration/Ch4132/Zoom Scan (5x5x7)/Cube 0: Measurement grid: dx=8mm, dy=8mm, dz=5mm

Reference Value = 6.760 V/m; Power Drift = -0.01 dB

Peak SAR (extrapolated) = 0.059 mW/g

SAR(1 g) = 0.038 mW/g; SAR(10 g) = 0.024 mW/g

Maximum value of SAR (measured) = 0.0408 mW/g



0 dB = 0.0408 mW/g = -27.79 dB mW/g

#10_WCDMA V_RMC12.2K_Tip Mode_0.5cm_Ch4132

DUT: 2N2009-02

Communication System: WCDMA; Frequency: 826.4 MHz; Duty Cycle: 1:1

Medium: MSL_850_121220 Medium parameters used: $f = 826.4$ MHz; $\sigma = 0.945$ mho/m; $\epsilon_r = 52.89$; $\rho =$

1000 kg/m³

Ambient Temperature : 22.6 °C ; Liquid Temperature : 21.6 °C

DASY5 Configuration:

- Probe: ET3DV6 - SN1787; ConvF(6.08, 6.08, 6.08); Calibrated: 2012/5/29;
- Sensor-Surface: 4mm (Mechanical Surface Detection)
- Electronics: DAE3 Sn495; Calibrated: 2012/4/23
- Phantom: ELI v4.0; Type: QDOVA001BB; Serial: TP:1127
- Measurement SW: DASY52, Version 52.8 (3); SEMCAD X Version 14.6.5 (6469)

Configuration/Ch4132/Area Scan (41x51x1): Measurement grid: dx=15mm, dy=15mm
 Maximum value of SAR (interpolated) = 0.0245 mW/g

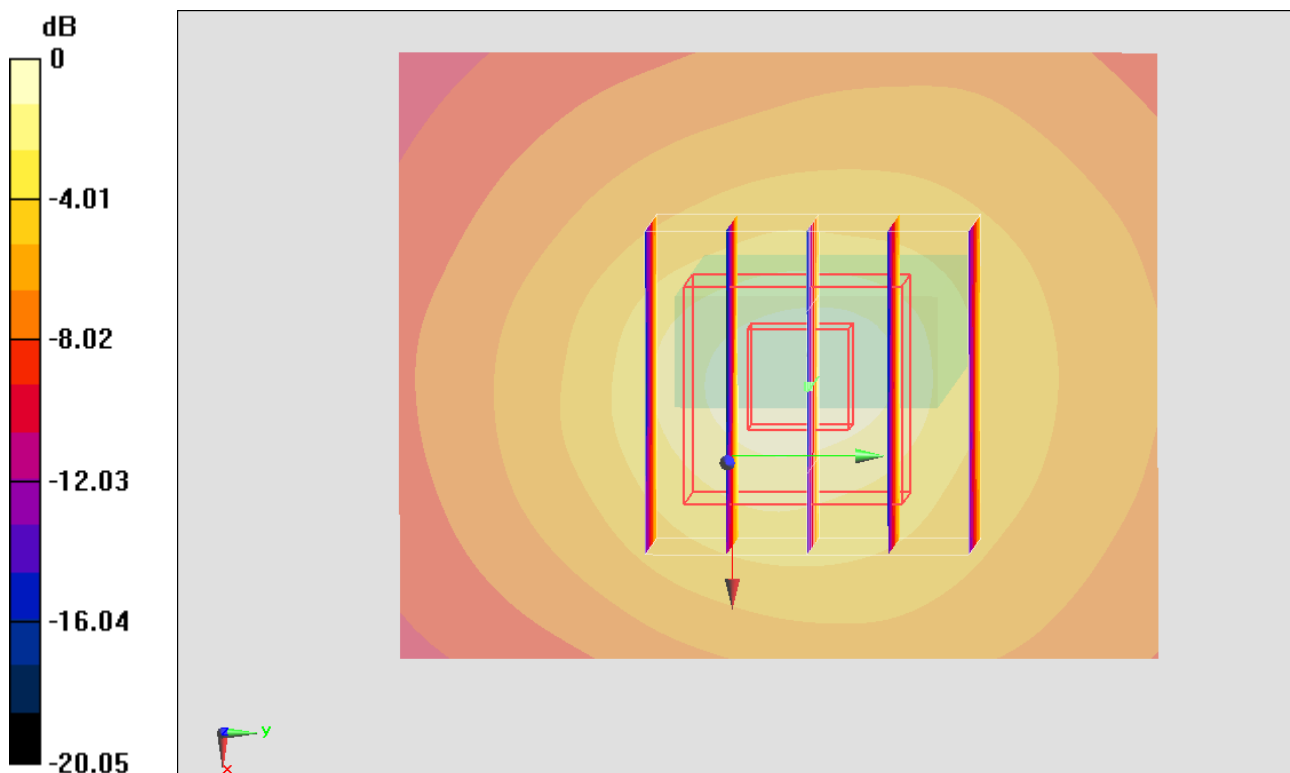
Configuration/Ch4132/Zoom Scan (5x5x7)/Cube 0: Measurement grid: dx=8mm, dy=8mm, dz=5mm

Reference Value = 5.358 V/m; Power Drift = 0.08 dB

Peak SAR (extrapolated) = 0.066 mW/g

SAR(1 g) = 0.023 mW/g; SAR(10 g) = 0.011 mW/g

Maximum value of SAR (measured) = 0.0253 mW/g



0 dB = 0.0253 mW/g = -31.94 dB mW/g

#16_WCDMA II_RMC12.2K_Horizontal Up_0.5cm_Ch9262

DUT: 2N2009-02

Communication System: WCDMA; Frequency: 1852.4 MHz; Duty Cycle: 1:1

Medium: MSL_1900_121221 Medium parameters used : $f = 1852.4$ MHz; $\sigma = 1.468$ mho/m; $\epsilon_r = 52.353$;

$\rho = 1000$ kg/m³

Ambient Temperature : 22.3 °C ; Liquid Temperature : 21.3 °C

DASY5 Configuration:

- Probe: ES3DV3 - SN3270; ConvF(4.67, 4.67, 4.67); Calibrated: 2012/9/28;
- Sensor-Surface: 3mm (Mechanical Surface Detection)
- Electronics: DAE4 Sn778; Calibrated: 2012/8/27
- Phantom: ELI 4.0_Front; Type: QDOVA001BB; Serial: 1026
- Measurement SW: DASY52, Version 52.8 (2); SEMCAD X Version 14.6.6 (6477)

Configuration/Ch9262/Area Scan (41x71x1): Measurement grid: dx=15mm, dy=15mm
 Maximum value of SAR (interpolated) = 0.749 mW/g

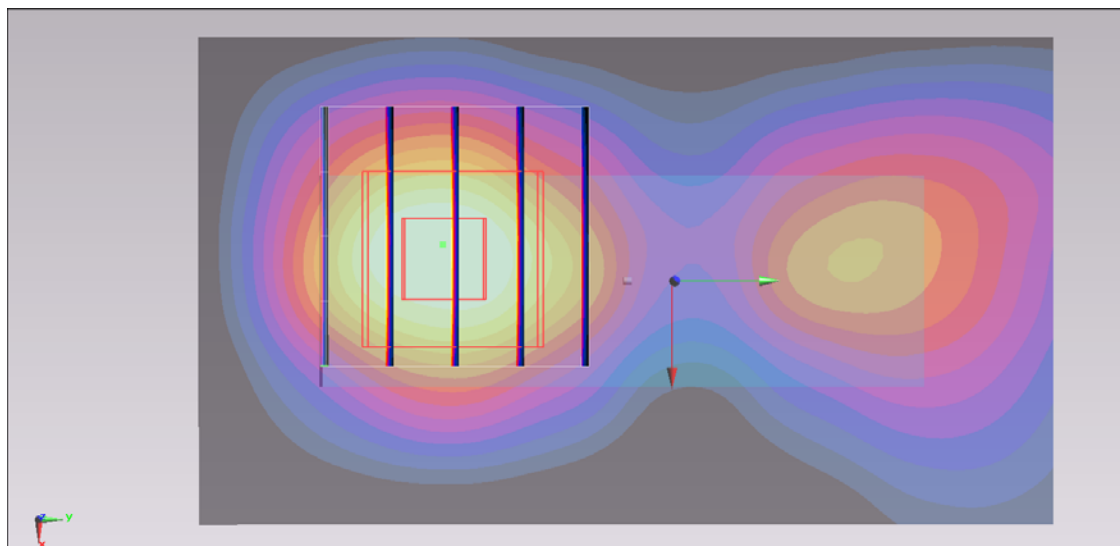
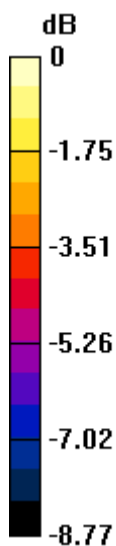
Configuration/Ch9262/Zoom Scan (5x5x7)/Cube 0: Measurement grid: dx=8mm, dy=8mm, dz=5mm

Reference Value = 22.664 V/m; Power Drift = 0.10 dB

Peak SAR (extrapolated) = 1.003 mW/g

SAR(1 g) = 0.610 mW/g; SAR(10 g) = 0.364 mW/g

Maximum value of SAR (measured) = 0.703 mW/g



0 dB = 0.703 mW/g = -3.06 dB mW/g

#16_WCDMA II_RMC12.2K_Horizontal Up_0.5cm_Ch9262_2D

DUT: 2N2009-02

Communication System: WCDMA; Frequency: 1852.4 MHz; Duty Cycle: 1:1

Medium: MSL_1900_121221 Medium parameters used : $f = 1852.4$ MHz; $\sigma = 1.468$ mho/m; $\epsilon_r = 52.353$;

$\rho = 1000$ kg/m³

Ambient Temperature : 22.3 °C ; Liquid Temperature : 21.3 °C

DASY5 Configuration:

- Probe: ES3DV3 - SN3270; ConvF(4.67, 4.67, 4.67); Calibrated: 2012/9/28;
- Sensor-Surface: 3mm (Mechanical Surface Detection)
- Electronics: DAE4 Sn778; Calibrated: 2012/8/27
- Phantom: ELI 4.0_Front; Type: QDOVA001BB; Serial: 1026
- Measurement SW: DASY52, Version 52.8 (2); SEMCAD X Version 14.6.6 (6477)

Configuration/Ch9262/Area Scan (41x71x1): Measurement grid: dx=15mm, dy=15mm
 Maximum value of SAR (interpolated) = 0.749 mW/g

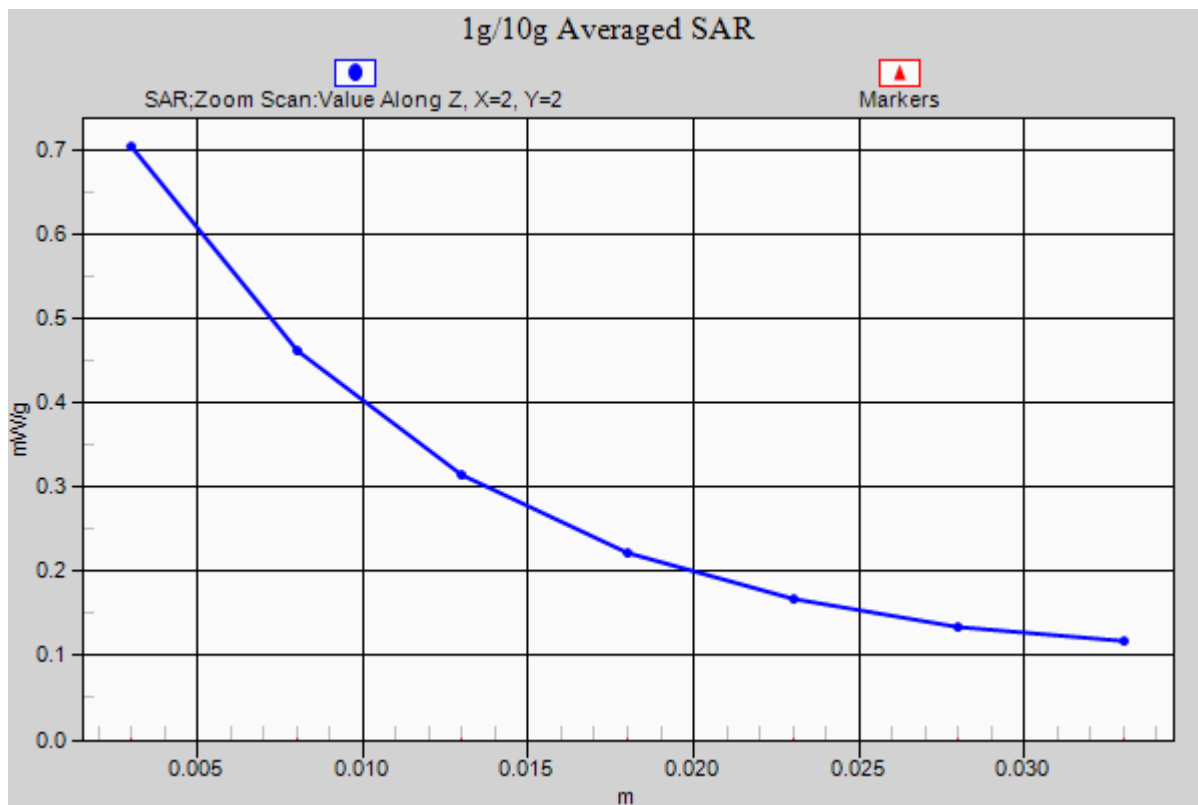
Configuration/Ch9262/Zoom Scan (5x5x7)/Cube 0: Measurement grid: dx=8mm, dy=8mm, dz=5mm

Reference Value = 22.664 V/m; Power Drift = 0.10 dB

Peak SAR (extrapolated) = 1.003 mW/g

SAR(1 g) = 0.610 mW/g; SAR(10 g) = 0.364 mW/g

Maximum value of SAR (measured) = 0.703 mW/g



#17_WCDMA II_RMC12.2K_Horizontal Down_0.5cm_Ch9262

DUT: 2N2009-02

Communication System: WCDMA; Frequency: 1852.4 MHz; Duty Cycle: 1:1

Medium: MSL_1900_121221 Medium parameters used : $f = 1852.4$ MHz; $\sigma = 1.468$ mho/m; $\epsilon_r = 52.353$;

$\rho = 1000$ kg/m³

Ambient Temperature : 22.3 °C ; Liquid Temperature : 21.3 °C

DASY5 Configuration:

- Probe: ES3DV3 - SN3270; ConvF(4.67, 4.67, 4.67); Calibrated: 2012/9/28;
- Sensor-Surface: 3mm (Mechanical Surface Detection)
- Electronics: DAE4 Sn778; Calibrated: 2012/8/27
- Phantom: ELI 4.0_Front; Type: QDOVA001BB; Serial: 1026
- Measurement SW: DASY52, Version 52.8 (2); SEMCAD X Version 14.6.6 (6477)

Configuration/Ch9262/Area Scan (41x71x1): Measurement grid: dx=15mm, dy=15mm
 Maximum value of SAR (interpolated) = 0.502 mW/g

Configuration/Ch9262/Zoom Scan (5x5x7)/Cube 0: Measurement grid: dx=8mm, dy=8mm, dz=5mm

Reference Value = 18.274 V/m; Power Drift = 0.02 dB

Peak SAR (extrapolated) = 0.702 mW/g

SAR(1 g) = 0.403 mW/g; SAR(10 g) = 0.224 mW/g

Maximum value of SAR (measured) = 0.463 mW/g

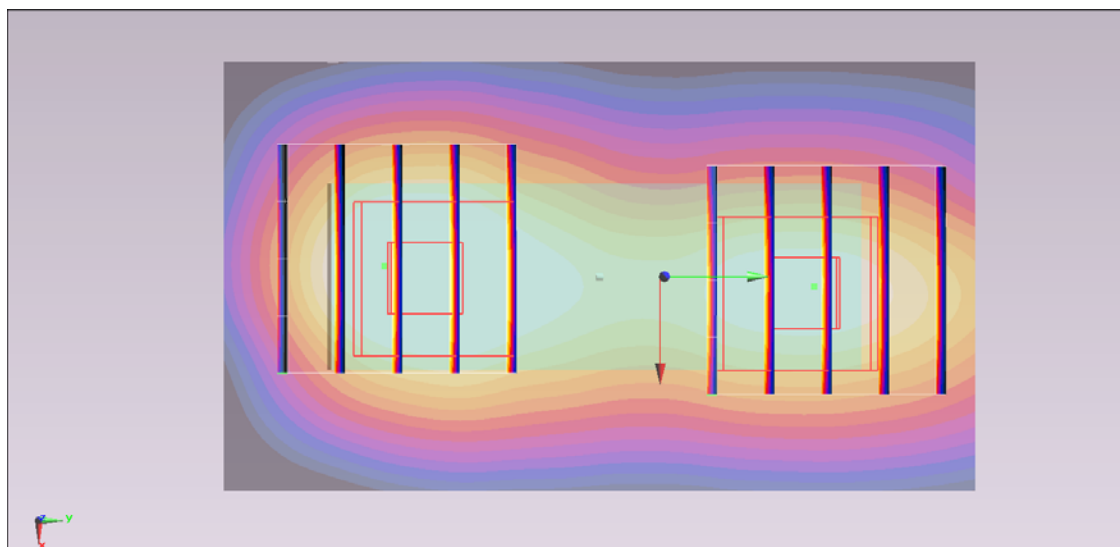
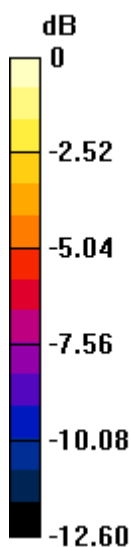
Configuration/Ch9262/Zoom Scan (5x5x7)/Cube 1: Measurement grid: dx=8mm, dy=8mm, dz=5mm

Reference Value = 18.274 V/m; Power Drift = 0.02 dB

Peak SAR (extrapolated) = 0.487 mW/g

SAR(1 g) = 0.294 mW/g; SAR(10 g) = 0.170 mW/g

Maximum value of SAR (measured) = 0.350 mW/g



0 dB = 0.350 mW/g = -9.12 dB mW/g

#18_WCDMA II_RMC12.2K_Vertical Front_0.5cm_Ch9262

DUT: 2N2009-02

Communication System: WCDMA; Frequency: 1852.4 MHz; Duty Cycle: 1:1

Medium: MSL_1900_121221 Medium parameters used : $f = 1852.4$ MHz; $\sigma = 1.468$ mho/m; $\epsilon_r = 52.353$;

$\rho = 1000$ kg/m³

Ambient Temperature : 22.3 °C ; Liquid Temperature : 21.3 °C

DASY5 Configuration:

- Probe: ES3DV3 - SN3270; ConvF(4.67, 4.67, 4.67); Calibrated: 2012/9/28;
- Sensor-Surface: 3mm (Mechanical Surface Detection)
- Electronics: DAE4 Sn778; Calibrated: 2012/8/27
- Phantom: ELI 4.0_Front; Type: QDOVA001BB; Serial: 1026
- Measurement SW: DASY52, Version 52.8 (2); SEMCAD X Version 14.6.6 (6477)

Configuration/Ch9262/Area Scan (41x71x1): Measurement grid: dx=15mm, dy=15mm
 Maximum value of SAR (interpolated) = 0.473 mW/g

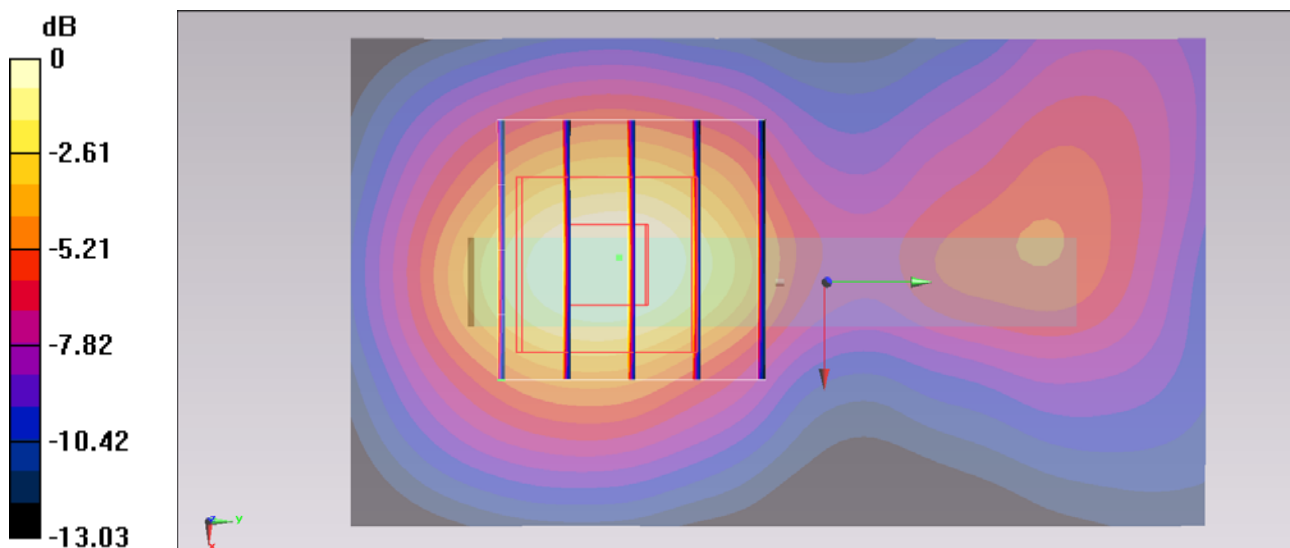
Configuration/Ch9262/Zoom Scan (5x5x7)/Cube 0: Measurement grid: dx=8mm, dy=8mm, dz=5mm

Reference Value = 18.249 V/m; Power Drift = 0.03 dB

Peak SAR (extrapolated) = 0.664 mW/g

SAR(1 g) = 0.380 mW/g; SAR(10 g) = 0.208 mW/g

Maximum value of SAR (measured) = 0.448 mW/g



0 dB = 0.448 mW/g = -6.97 dB mW/g

#19_WCDMA II_RMC12.2K_Vertical Back_0.5cm_Ch9262

DUT: 2N2009-02

Communication System: WCDMA; Frequency: 1852.4 MHz; Duty Cycle: 1:1

Medium: MSL_1900_121221 Medium parameters used : $f = 1852.4$ MHz; $\sigma = 1.468$ mho/m; $\epsilon_r = 52.353$;

$\rho = 1000$ kg/m³

Ambient Temperature : 22.3 °C ; Liquid Temperature : 21.3 °C

DASY5 Configuration:

- Probe: ES3DV3 - SN3270; ConvF(4.67, 4.67, 4.67); Calibrated: 2012/9/28;
- Sensor-Surface: 3mm (Mechanical Surface Detection)
- Electronics: DAE4 Sn778; Calibrated: 2012/8/27
- Phantom: ELI 4.0_Front; Type: QDOVA001BB; Serial: 1026
- Measurement SW: DASY52, Version 52.8 (2); SEMCAD X Version 14.6.6 (6477)

Configuration/Ch9262/Area Scan (41x71x1): Measurement grid: dx=15mm, dy=15mm
 Maximum value of SAR (interpolated) = 0.240 mW/g

Configuration/Ch9262/Zoom Scan (5x5x7)/Cube 0: Measurement grid: dx=8mm, dy=8mm, dz=5mm

Reference Value = 12.979 V/m; Power Drift = -0.02 dB

Peak SAR (extrapolated) = 0.319 mW/g

SAR(1 g) = 0.190 mW/g; SAR(10 g) = 0.111 mW/g

Maximum value of SAR (measured) = 0.230 mW/g

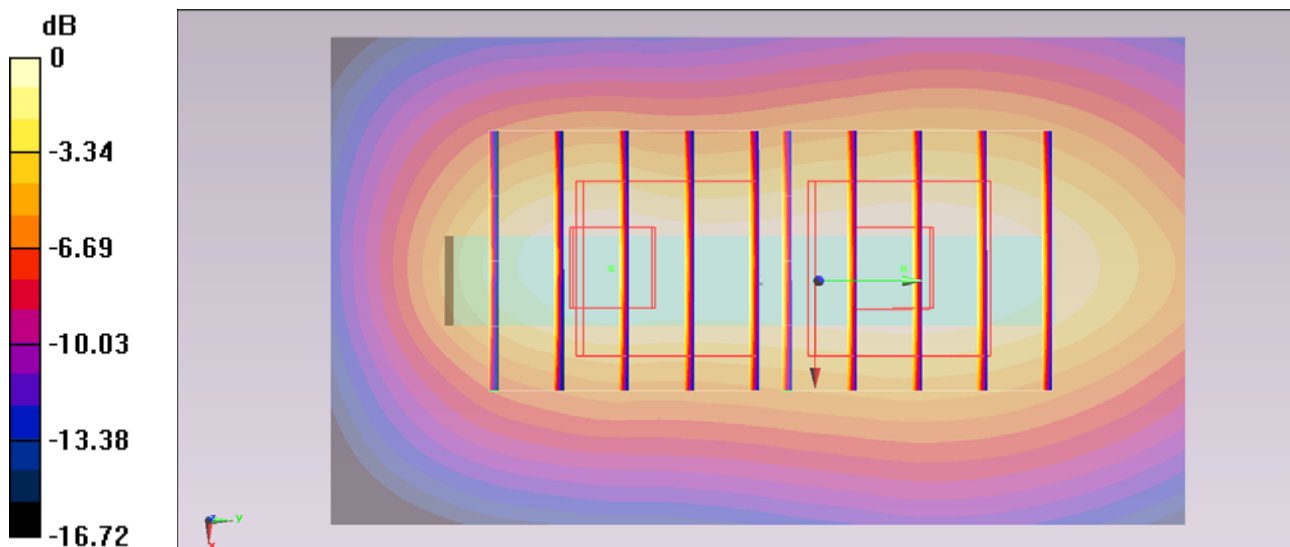
Configuration/Ch9262/Zoom Scan (5x5x7)/Cube 1: Measurement grid: dx=8mm, dy=8mm, dz=5mm

Reference Value = 12.979 V/m; Power Drift = -0.02 dB

Peak SAR (extrapolated) = 0.311 mW/g

SAR(1 g) = 0.175 mW/g; SAR(10 g) = 0.098 mW/g

Maximum value of SAR (measured) = 0.216 mW/g



0 dB = 0.216 mW/g = -13.31 dB mW/g

#20_WCDMA II_RMC12.2K_Tip Mode_0.5cm_Ch9262

DUT: 2N2009-02

Communication System: WCDMA; Frequency: 1907.6 MHz; Duty Cycle: 1:1

Medium: MSL_1900_121221 Medium parameters used: $f = 1908$ MHz; $\sigma = 1.533$ mho/m; $\epsilon_r = 52.218$; ρ

$= 1000$ kg/m³

Ambient Temperature : 22.3 °C ; Liquid Temperature : 21.3 °C

DASY5 Configuration:

- Probe: ES3DV3 - SN3270; ConvF(4.67, 4.67, 4.67); Calibrated: 2012/9/28;
- Sensor-Surface: 3mm (Mechanical Surface Detection)
- Electronics: DAE4 Sn778; Calibrated: 2012/8/27
- Phantom: ELI 4.0_Front; Type: QDOVA001BB; Serial: 1026
- Measurement SW: DASY52, Version 52.8 (2); SEMCAD X Version 14.6.6 (6477)

Configuration/Ch9538/Area Scan (41x71x1): Measurement grid: dx=15mm, dy=15mm
 Maximum value of SAR (interpolated) = 0.0511 mW/g

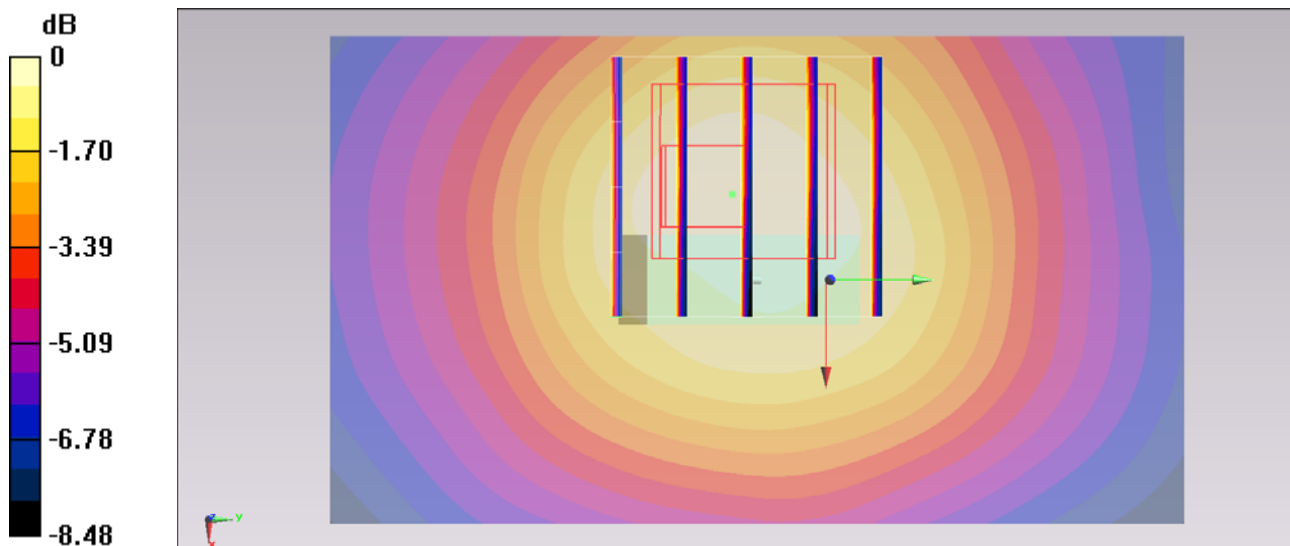
Configuration/Ch9538/Zoom Scan (5x5x7)/Cube 0: Measurement grid: dx=8mm, dy=8mm, dz=5mm

Reference Value = 5.703 V/m; Power Drift = 0.14 dB

Peak SAR (extrapolated) = 0.078 mW/g

SAR(1 g) = 0.042 mW/g; SAR(10 g) = 0.029 mW/g

Maximum value of SAR (measured) = 0.0503 mW/g



0 dB = 0.0503 mW/g = -25.97 dB mW/g