

System Check_Body_835MHz_121220

DUT: D835V2-SN:499

Communication System: CW; Frequency: 835 MHz; Duty Cycle: 1:1

Medium: MSL_850_121220 Medium parameters used: $f = 835$ MHz; $\sigma = 0.954$ mho/m; $\epsilon_r = 52.813$; $\rho =$

1000 kg/m³

Ambient Temperature : 22.6 °C ; Liquid Temperature : 21.6 °C

DASY5 Configuration:

- Probe: ET3DV6 - SN1787; ConvF(6.08, 6.08, 6.08); Calibrated: 2012/5/29;
- Sensor-Surface: 4mm (Mechanical Surface Detection)
- Electronics: DAE3 Sn495; Calibrated: 2012/4/23
- Phantom: ELI v4.0; Type: QDOVA001BB; Serial: TP:1127
- Measurement SW: DASY52, Version 52.8 (3); SEMCAD X Version 14.6.5 (6469)

Configuration/Pin=250mW/Area Scan (61x61x1): Measurement grid: dx=15mm, dy=15mm
Maximum value of SAR (interpolated) = 2.76 mW/g

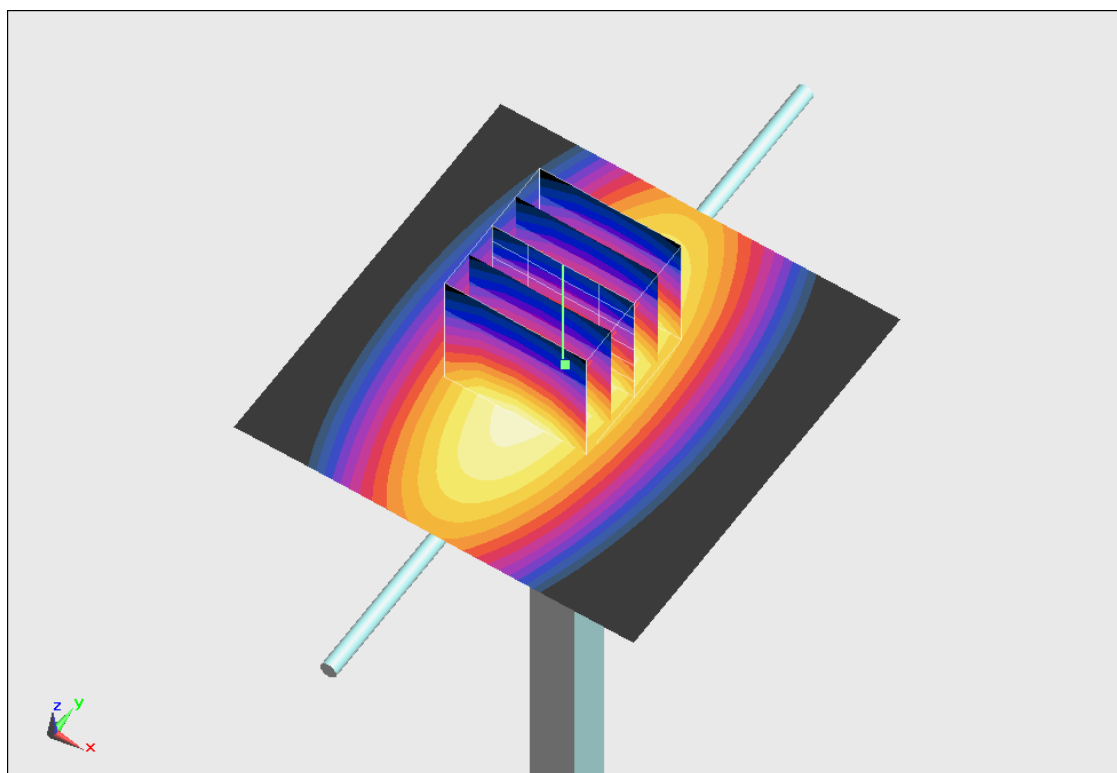
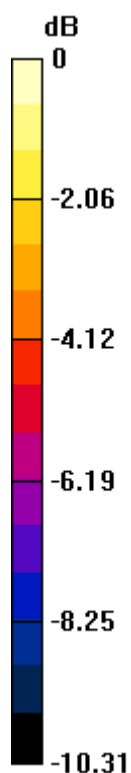
Configuration/Pin=250mW/Zoom Scan (5x5x7)/Cube 0: Measurement grid: dx=8mm, dy=8mm, dz=5mm

Reference Value = 55.460 V/m; Power Drift = 0.04 dB

Peak SAR (extrapolated) = 3.635 mW/g

SAR(1 g) = 2.55 mW/g; SAR(10 g) = 1.69 mW/g

Maximum value of SAR (measured) = 2.75 mW/g



0 dB = 2.75 mW/g = 8.79 dB mW/g

System Check_Body_1900MHz_121220

DUT: D1900V2-SN:5d041

Communication System: CW; Frequency: 1900 MHz; Duty Cycle: 1:1

Medium: MSL_1900_121220 Medium parameters used: $f = 1900$ MHz; $\sigma = 1.521$ mho/m; $\epsilon_r = 53.218$; ρ

$= 1000$ kg/m³

Ambient Temperature : 22.2 °C ; Liquid Temperature : 21.2 °C

DASY5 Configuration:

- Probe: ET3DV6 - SN1787; ConvF(4.58, 4.58, 4.58); Calibrated: 2012/5/29;
- Sensor-Surface: 4mm (Mechanical Surface Detection)
- Electronics: DAE3 Sn495; Calibrated: 2012/4/23
- Phantom: ELI v5.0 Left; Type: QDOVA002AA; Serial: TP:1131
- Measurement SW: DASY52, Version 52.8 (3); SEMCAD X Version 14.6.5 (6469)

Configuration/Pin=250mW/Area Scan (61x61x1): Measurement grid: dx=15mm, dy=15mm
Maximum value of SAR (interpolated) = 11.1 mW/g


Configuration/Pin=250mW/Zoom Scan (5x5x7)/Cube 0: Measurement grid: dx=8mm, dy=8mm, dz=5mm

Reference Value = 91.543 V/m; Power Drift = 0.02 dB

Peak SAR (extrapolated) = 14.809 mW/g

SAR(1 g) = 9.84 mW/g; SAR(10 g) = 5.65 mW/g

Maximum value of SAR (measured) = 10.9 mW/g



0 dB = 10.9 mW/g = 20.75 dB mW/g

System Check_Body_1900MHz_121221

DUT: D1900V2-SN:5d041

Communication System: CW; Frequency: 1900 MHz; Duty Cycle: 1:1

Medium: MSL_1900_121221 Medium parameters used: $f = 1900$ MHz; $\sigma = 1.523$ mho/m; $\epsilon_r = 52.215$; ρ

$= 1000$ kg/m³

Ambient Temperature : 22.3 °C ; Liquid Temperature : 21.3 °C

DASY5 Configuration:

- Probe: ES3DV3 - SN3270; ConvF(4.67, 4.67, 4.67); Calibrated: 2012/9/28;
- Sensor-Surface: 3mm (Mechanical Surface Detection)
- Electronics: DAE4 Sn778; Calibrated: 2012/8/27
- Phantom: ELI 4.0_Front; Type: QDOVA001BB; Serial: 1026
- Measurement SW: DASY52, Version 52.8 (2); SEMCAD X Version 14.6.6 (6477)

Configuration/Pin=250mW/Area Scan (61x61x1): Measurement grid: dx=15mm, dy=15mm
 Maximum value of SAR (interpolated) = 12.0 mW/g

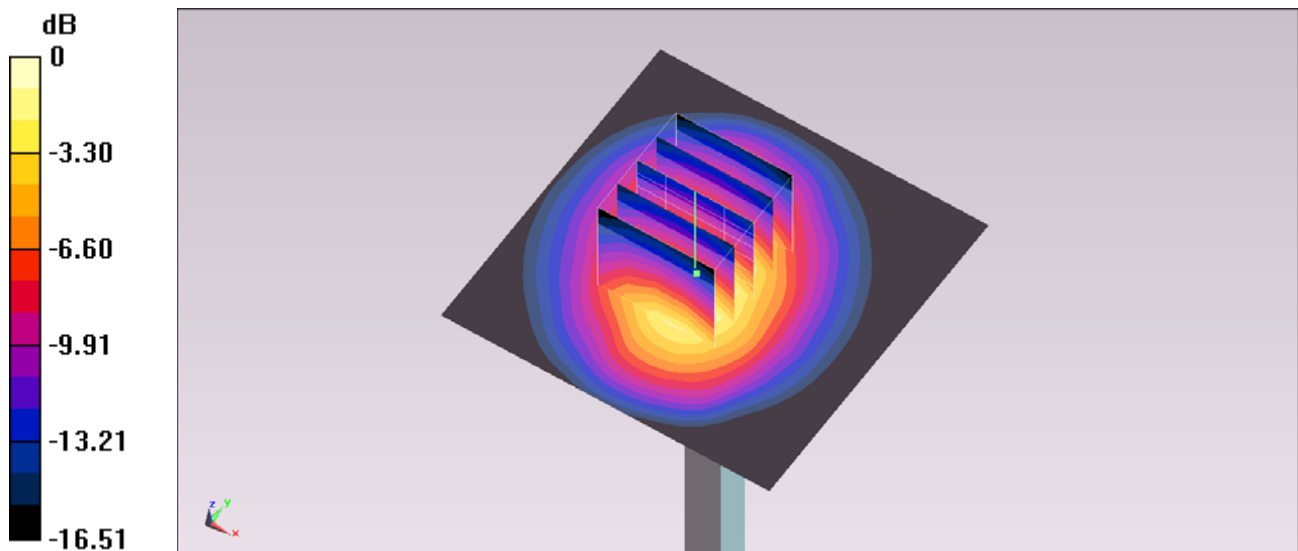
Configuration/Pin=250mW/Zoom Scan (5x5x7)/Cube 0: Measurement grid: dx=8mm, dy=8mm, dz=5mm

Reference Value = 88.849 V/m; Power Drift = 0.00 dB

Peak SAR (extrapolated) = 15.849 mW/g

SAR(1 g) = 9.7 mW/g; SAR(10 g) = 5.41 mW/g

Maximum value of SAR (measured) = 12.0 mW/g



0 dB = 12.0 mW/g = 21.58 dB mW/g