Test Mode	IEEE 802.11ax (HEW40)_Internal Antenna	Test Date	2019/12/12
Test Frequency	CH159: 5795 MHz	Polarization	Horizontal

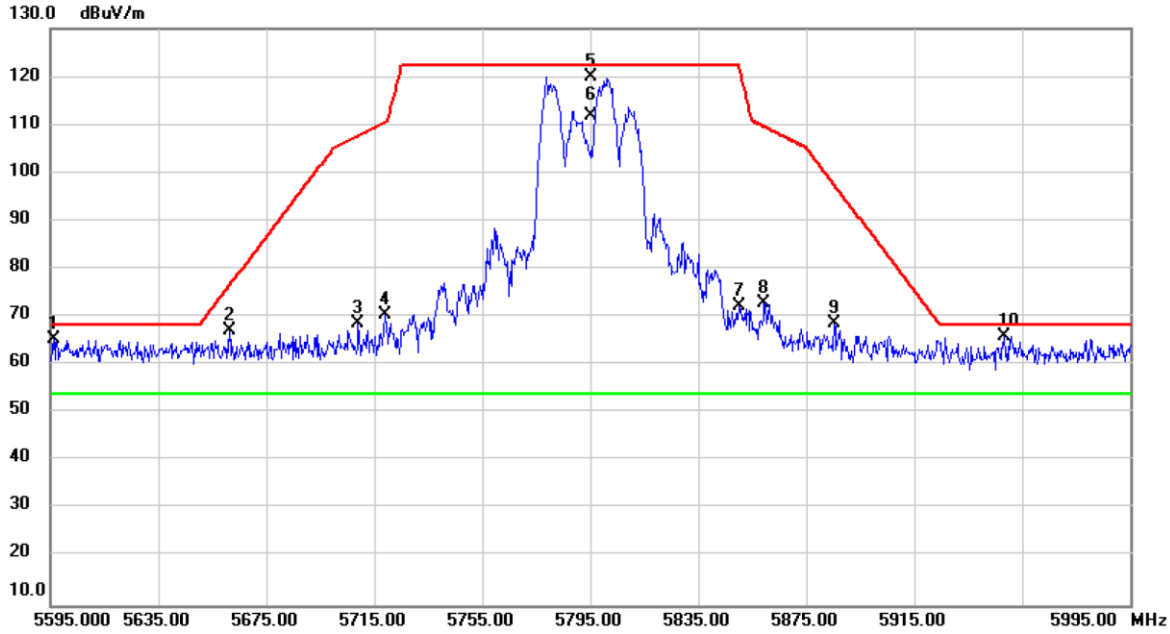

No.	Mk.	Freq.	Reading Level	Correct Factor	Measure-ment	Limit	Margin		
		MHz	dBuV	dB	dBuV/m	dBuV/m	dB	Detector	Comment
1		5596.200	26.94	38.28	65.22	68.20	-2.98	peak	
2		5661.400	28.74	38.33	67.07	76.64	-9.57	peak	
3		5709.000	30.17	38.36	68.53	107.72	-39.19	peak	
4		5719.000	32.13	38.38	70.51	110.52	-40.01	peak	
5		5795.000	81.52	38.43	119.95	122.20	-2.25	peak	No Limit
6	*	5795.000	73.52	38.43	111.95	54.00	57.95	AVG	No Limit
7		5850.200	33.64	38.47	72.11	121.74	-49.63	peak	
8		5859.400	34.43	38.47	72.90	109.57	-36.67	peak	
9		5885.400	30.09	38.50	68.59	97.50	-28.91	peak	
10		5948.200	27.44	38.54	65.98	68.20	-2.22	peak	

REMARKS:
(1) Measurement Value = Reading Level + Correct Factor.
(2) Margin Level = Measurement Value - Limit Value.

Test Mode	IEEE 802.11ax (HEW80)_Internal Antenna	Test Date	2019/12/12
Test Frequency	CH42: 5210 MHz	Polarization	Horizontal

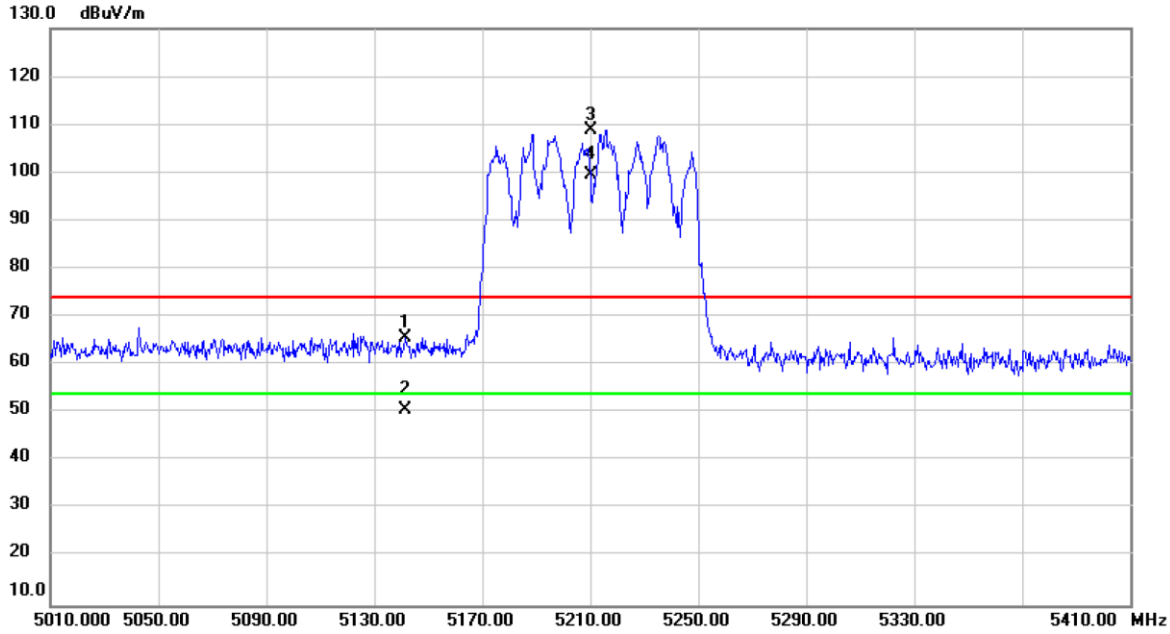

No.	Mk.	Freq.	Reading Level	Correct Factor	Measure-ment	Limit	Margin		
		MHz	dBuV	dB	dBuV/m	dBuV/m	dB	Detector	Comment
1		5141.600	27.83	37.78	65.61	74.00	-8.39	peak	
2		5141.600	12.75	37.78	50.53	54.00	-3.47	AVG	
3	X	5210.000	70.99	37.87	108.86	74.00	34.86	peak	No Limit
4	*	5210.000	61.79	37.87	99.66	54.00	45.66	AVG	No Limit

REMARKS:
(1) Measurement Value = Reading Level + Correct Factor.
(2) Margin Level = Measurement Value - Limit Value.

Test Mode	IEEE 802.11ax (HEW80)_Internal Antenna	Test Date	2019/12/12
Test Frequency	CH155: 5775 MHz	Polarization	Horizontal

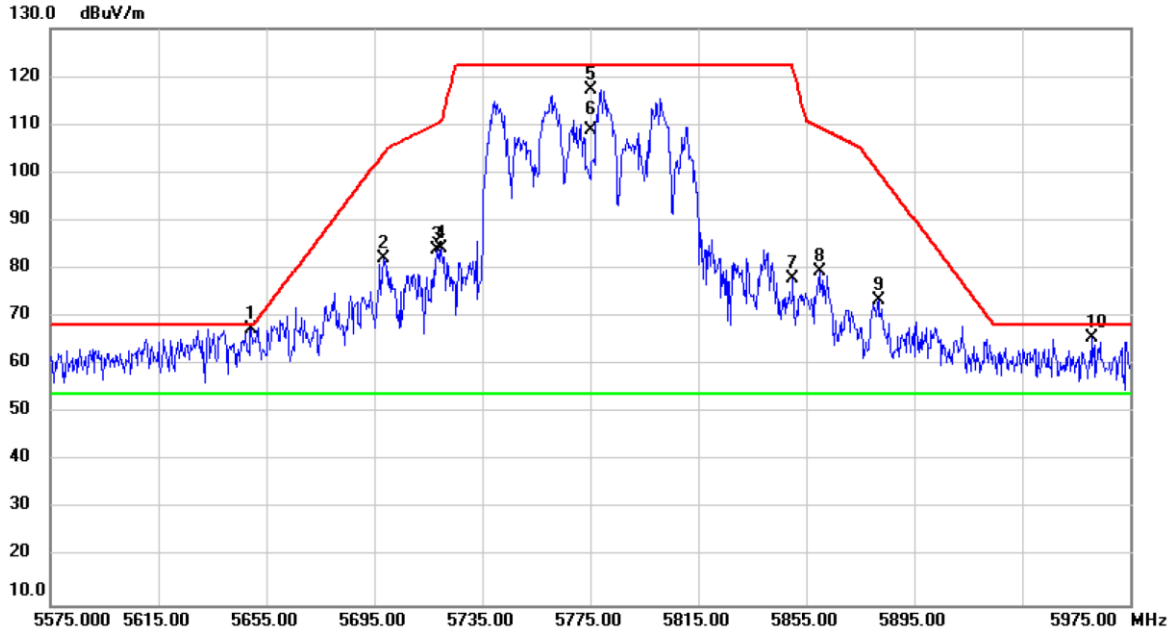

No.	Mk.	Freq.	Reading Level	Correct Factor	Measure-ment	Limit	Margin		
		MHz	dBuV	dB	dBuV/m	dBuV/m	dB	Detector	Comment
1		5649.400	29.21	38.32	67.53	68.20	-0.67	peak	
2		5698.600	43.73	38.36	82.09	104.16	-22.07	peak	
3		5718.200	45.60	38.38	83.98	110.30	-26.32	peak	
4		5719.800	45.76	38.37	84.13	110.74	-26.61	peak	
5		5775.000	78.96	38.41	117.37	122.20	-4.83	peak	No Limit
6	*	5775.000	70.34	38.41	108.75	54.00	54.75	AVG	No Limit
7		5850.200	39.58	38.47	78.05	121.74	-43.69	peak	
8		5859.800	41.06	38.47	79.53	109.46	-29.93	peak	
9		5881.800	35.10	38.49	73.59	100.17	-26.58	peak	
10		5960.600	27.11	38.55	65.66	68.20	-2.54	peak	

REMARKS:
(1) Measurement Value = Reading Level + Correct Factor.
(2) Margin Level = Measurement Value - Limit Value.

Test Mode	IEEE 802.11ac (VHT80+80)_Internal Antenna	Test Date	2019/12/30
Test Frequency	CH42: 5210 MHz + CH155: 5775 MHz	Polarization	Horizontal

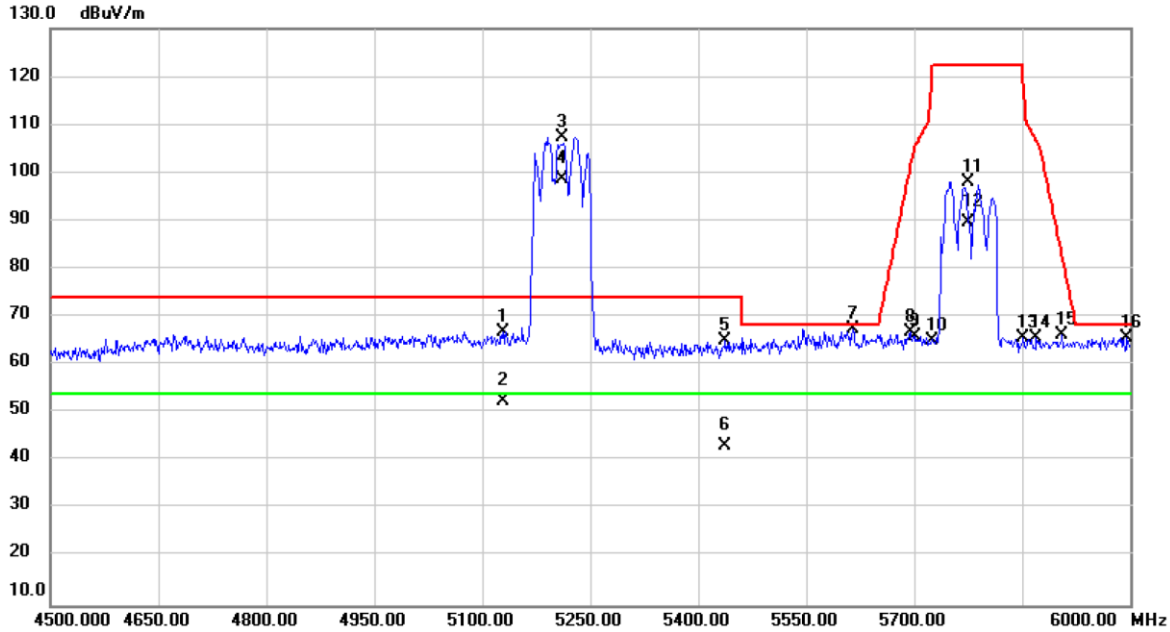

No.	Mk.	Freq.	Reading Level	Correct Factor	Measure-ment	Limit	Margin		
		MHz	dBuV	dB	dBuV/m	dBuV/m	dB	Detector	Comment
1		5128.500	28.99	37.77	66.76	74.00	-7.24	peak	
2		5128.500	14.67	37.77	52.44	54.00	-1.56	AVG	
3	X	5210.000	69.46	37.87	107.33	74.00	33.33	peak	No Limit
4	*	5210.000	60.81	37.87	98.68	54.00	44.68	AVG	No Limit
5		5437.500	26.88	38.13	65.01	74.00	-8.99	peak	
6		5437.500	4.94	38.13	43.07	54.00	-10.93	AVG	
7		5614.500	29.17	38.29	67.46	68.20	-0.74	peak	
8		5694.000	28.55	38.35	66.90	100.76	-33.86	peak	
9		5701.500	27.70	38.36	66.06	105.62	-39.56	peak	
10		5724.000	26.69	38.37	65.06	119.92	-54.86	peak	
11		5775.000	59.64	38.41	98.05	122.20	-24.15	peak	No Limit
12	X	5775.000	51.16	38.41	89.57	54.00	35.57	AVG	No Limit
13		5851.500	27.17	38.47	65.64	118.78	-53.14	peak	
14		5869.500	27.02	38.49	65.51	106.74	-41.23	peak	
15		5905.500	27.63	38.51	66.14	82.63	-16.49	peak	
16		5995.500	27.22	38.57	65.79	68.20	-2.41	peak	

REMARKS:
(1) Measurement Value = Reading Level + Correct Factor.
(2) Margin Level = Measurement Value - Limit Value.

Test Mode	IEEE 802.11ac (VHT80+80)_Internal Antenna	Test Date	2019/12/30
Test Frequency	CH155: 5775 MHz + CH42: 5210 MHz	Polarization	Horizontal

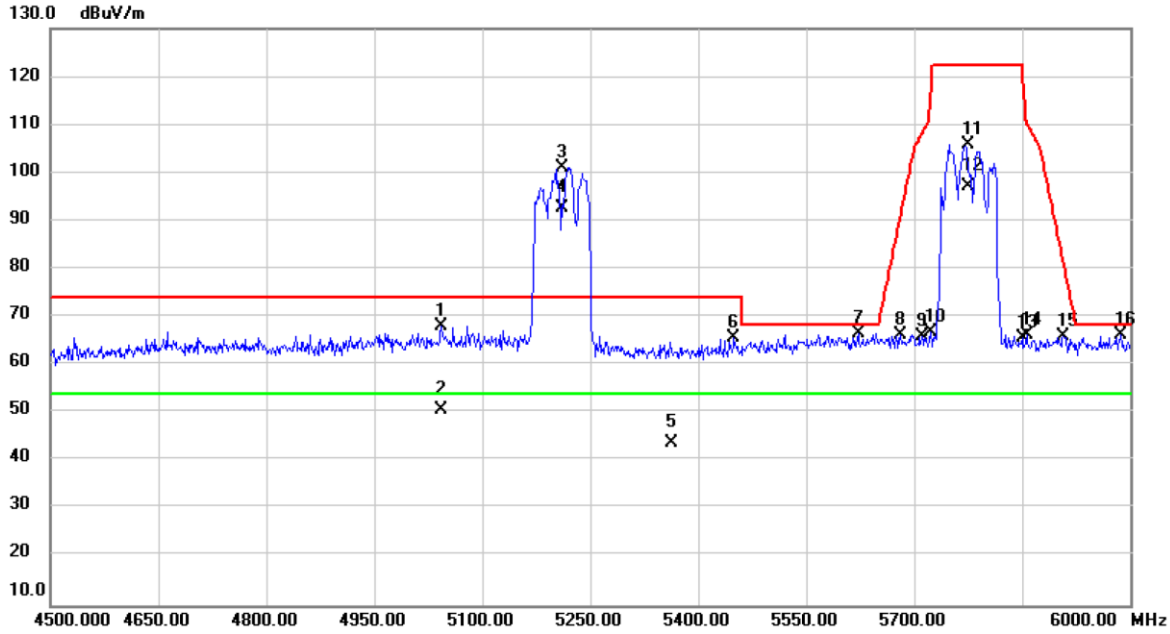

No.	Mk.	Freq.	Reading Level	Correct Factor	Measure-ment	Limit	Margin		
		MHz	dBuV	dB	dBuV/m	dBuV/m	dB	Detector	Comment
1		5043.000	30.41	37.67	68.08	74.00	-5.92	peak	
2		5043.000	12.85	37.67	50.52	54.00	-3.48	AVG	
3	X	5210.000	63.27	37.87	101.14	74.00	27.14	peak	No Limit
4	X	5210.000	54.81	37.87	92.68	54.00	38.68	AVG	No Limit
5		5363.750	5.62	38.05	43.67	54.00	-10.33	AVG	
6		5449.500	27.48	38.15	65.63	74.00	-8.37	peak	
7		5622.000	28.14	38.30	66.44	68.20	-1.76	peak	
8		5680.500	27.81	38.34	66.15	90.77	-24.62	peak	
9		5710.500	27.60	38.36	65.96	108.14	-42.18	peak	
10		5722.500	28.36	38.37	66.73	116.50	-49.77	peak	
11		5775.000	67.53	38.41	105.94	122.20	-16.26	peak	No Limit
12	*	5775.000	58.65	38.41	97.06	54.00	43.06	AVG	No Limit
13		5850.000	27.17	38.47	65.64	122.20	-56.56	peak	
14		5856.000	27.74	38.48	66.22	110.52	-44.30	peak	
15		5907.000	27.41	38.51	65.92	81.52	-15.60	peak	
16		5986.500	27.78	38.57	66.35	68.20	-1.85	peak	

REMARKS:
(1) Measurement Value = Reading Level + Correct Factor.
(2) Margin Level = Measurement Value - Limit Value.

Test Mode	IEEE 802.11ax (HEW80+80)_Internal Antenna	Test Date	2020/2/26
Test Frequency	CH42: 5210 MHz + CH155: 5775 MHz	Polarization	Horizontal

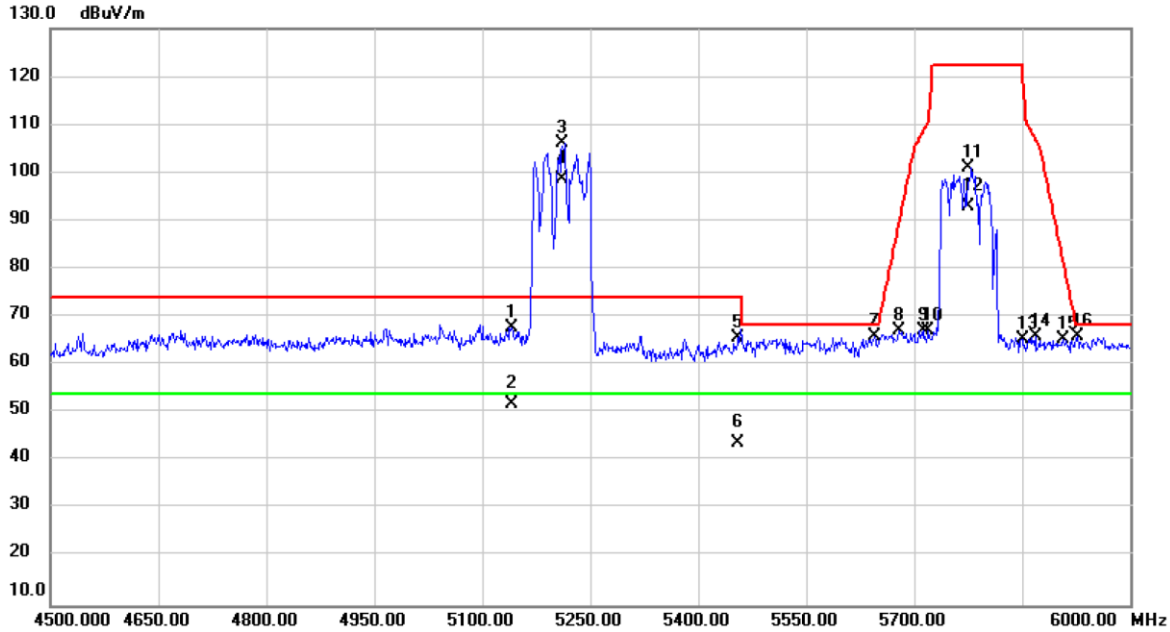

No.	Mk.	Freq.	Reading Level	Correct Factor	Measure-ment	Limit	Margin		
		MHz	dBuV	dB	dBuV/m	dBuV/m	dB	Detector	Comment
1		5140.500	30.05	37.78	67.83	74.00	-6.17	peak	
2		5140.500	13.98	37.78	51.76	54.00	-2.24	AVG	
3	X	5210.000	68.41	37.87	106.28	74.00	32.28	peak	No Limit
4	*	5210.000	60.78	37.87	98.65	54.00	44.65	AVG	No Limit
5		5455.500	27.40	38.15	65.55	74.00	-8.45	peak	
6		5455.500	5.66	38.15	43.81	54.00	-10.19	AVG	
7		5644.500	27.50	38.31	65.81	68.20	-2.39	peak	
8		5679.000	28.93	38.34	67.27	89.66	-22.39	peak	
9		5712.000	28.74	38.37	67.11	108.56	-41.45	peak	
10		5719.500	28.70	38.38	67.08	110.66	-43.58	peak	
11		5775.000	62.64	38.41	101.05	122.20	-21.15	peak	No Limit
12	X	5775.000	54.68	38.41	93.09	54.00	39.09	AVG	No Limit
13		5850.000	26.84	38.47	65.31	122.20	-56.89	peak	
14		5868.000	27.40	38.49	65.89	107.16	-41.27	peak	
15		5907.000	26.96	38.51	65.47	81.52	-16.05	peak	
16		5926.500	27.28	38.53	65.81	68.20	-2.39	peak	

REMARKS:
(1) Measurement Value = Reading Level + Correct Factor.
(2) Margin Level = Measurement Value - Limit Value.

Test Mode	IEEE 802.11ax (HEW80+80)_Internal Antenna	Test Date	2020/2/26
Test Frequency	CH155: 5775 MHz + CH42: 5210 MHz	Polarization	Horizontal

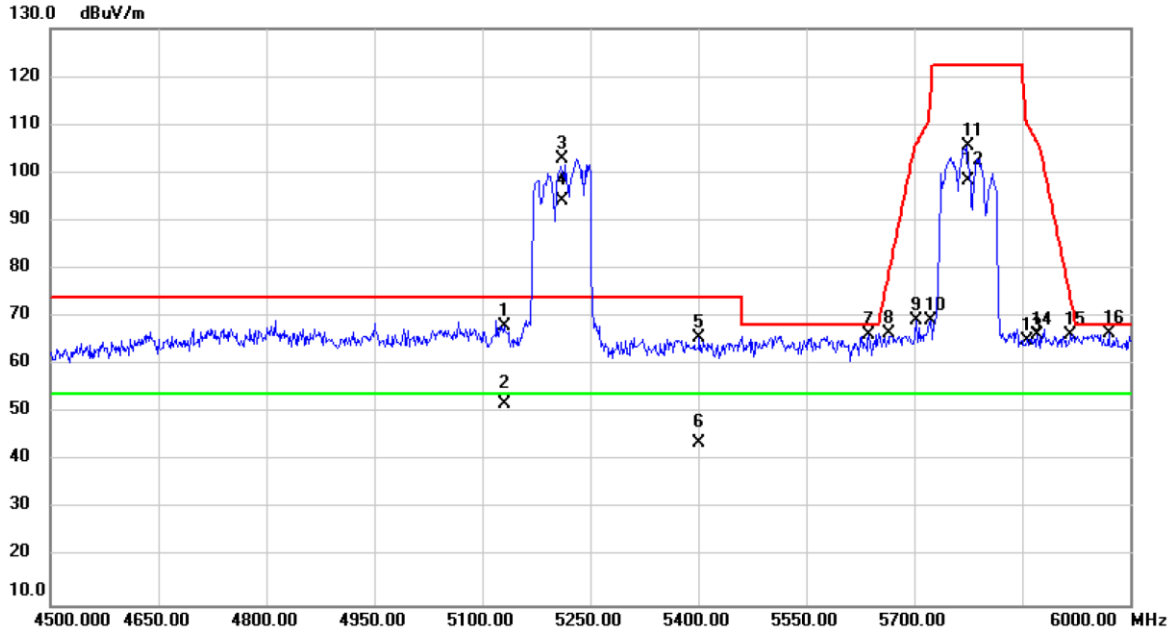

No.	Mk.	Freq.	Reading Level	Correct Factor	Measure-ment	Limit	Margin		
		MHz	dBuV	dB	dBuV/m	dBuV/m	dB	Detector	Comment
1		5130.000	30.39	37.78	68.17	74.00	-5.83	peak	
2		5130.000	14.11	37.78	51.89	54.00	-2.11	AVG	
3	X	5210.000	64.90	37.87	102.77	74.00	28.77	peak	No Limit
4	X	5210.000	56.33	37.87	94.20	54.00	40.20	AVG	No Limit
5		5401.500	27.53	38.09	65.62	74.00	-8.38	peak	
6		5401.500	5.57	38.09	43.66	54.00	-10.34	AVG	
7		5637.000	27.94	38.31	66.25	68.20	-1.95	peak	
8		5665.500	28.16	38.33	66.49	79.67	-13.18	peak	
9		5703.000	30.98	38.36	69.34	106.04	-36.70	peak	
10		5722.500	30.94	38.37	69.31	116.50	-47.19	peak	
11		5775.000	67.06	38.41	105.47	122.20	-16.73	peak	No Limit
12	*	5775.000	59.86	38.41	98.27	54.00	44.27	AVG	No Limit
13		5856.000	26.62	38.48	65.10	110.52	-45.42	peak	
14		5871.000	27.78	38.49	66.27	106.32	-40.05	peak	
15		5917.500	27.73	38.51	66.24	73.75	-7.51	peak	
16		5970.000	28.06	38.56	66.62	68.20	-1.58	peak	

REMARKS:
(1) Measurement Value = Reading Level + Correct Factor.
(2) Margin Level = Measurement Value - Limit Value.

Test Mode	IEEE 802.11a_Internal Antenna	Test Date	2019/12/3
Test Frequency	CH36: 5180 MHz	Polarization	Vertical

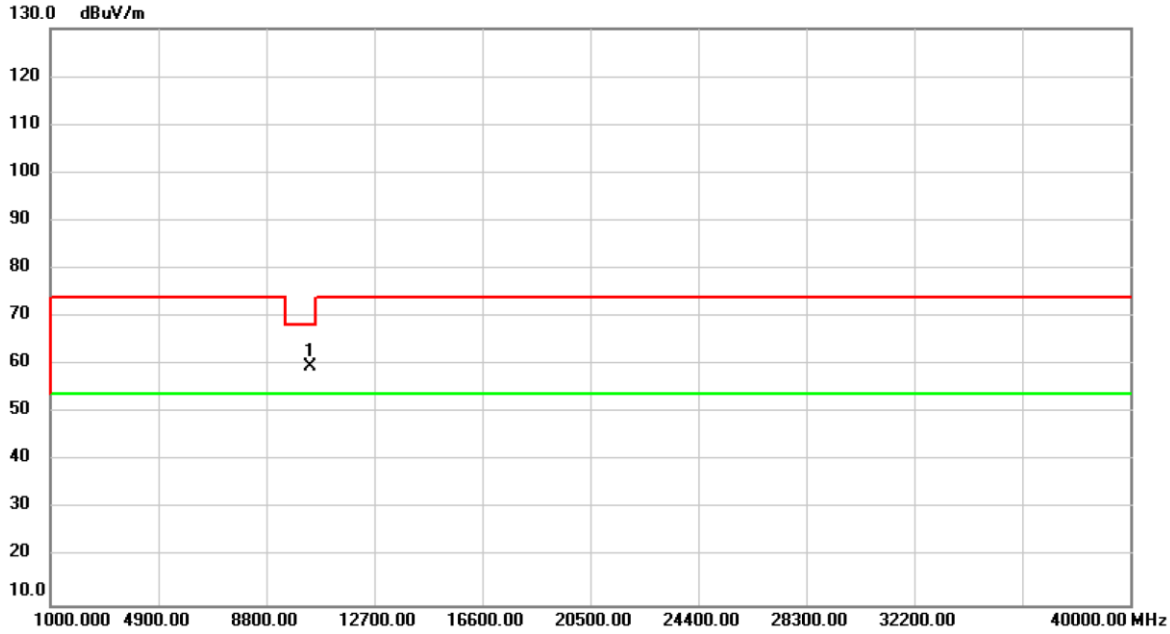

No.	Mk.	Freq.	Reading Level	Correct Factor	Measure-ment	Limit	Margin		
		MHz	dBuV	dB	dBuV/m	dBuV/m	dB	Detector	Comment
1	*	10360.00	56.84	2.83	59.67	68.20	-8.53	peak	

REMARKS:
(1) Measurement Value = Reading Level + Correct Factor.
(2) Margin Level = Measurement Value - Limit Value.

Test Mode	IEEE 802.11a_Internal Antenna	Test Date	2019/12/3
Test Frequency	CH36: 5180 MHz	Polarization	Horizontal

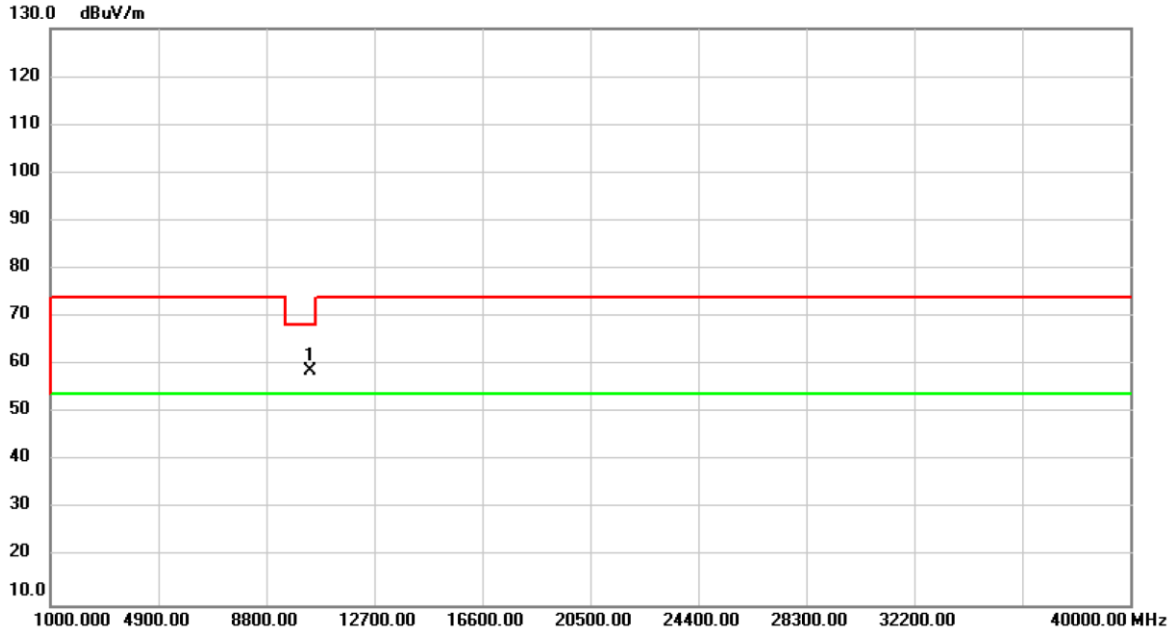

No.	Mk.	Freq.	Reading Level	Correct Factor	Measure-ment	Limit	Margin		
		MHz	dBuV	dB	dBuV/m	dBuV/m	dB	Detector	Comment
1	*	10360.00	55.95	2.83	58.78	68.20	-9.42	peak	

REMARKS:
(1) Measurement Value = Reading Level + Correct Factor.
(2) Margin Level = Measurement Value - Limit Value.

Test Mode	IEEE 802.11a_Internal Antenna	Test Date	2019/12/3
Test Frequency	CH40: 5200 MHz	Polarization	Vertical

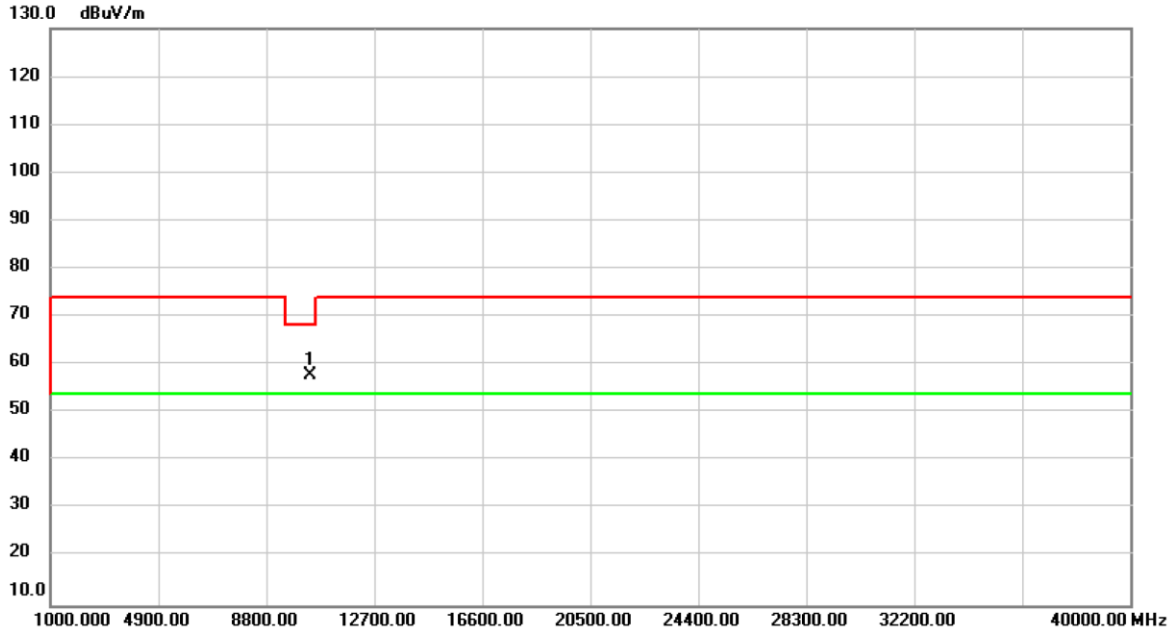

No.	Mk.	Freq.	Reading Level	Correct Factor	Measure-ment	Limit	Margin		
		MHz	dBuV	dB	dBuV/m	dBuV/m	dB	Detector	Comment
1	*	10400.00	54.99	2.89	57.88	68.20	-10.32	peak	

REMARKS:
(1) Measurement Value = Reading Level + Correct Factor.
(2) Margin Level = Measurement Value - Limit Value.

Test Mode	IEEE 802.11a_Internal Antenna	Test Date	2019/12/3
Test Frequency	CH40: 5200 MHz	Polarization	Horizontal

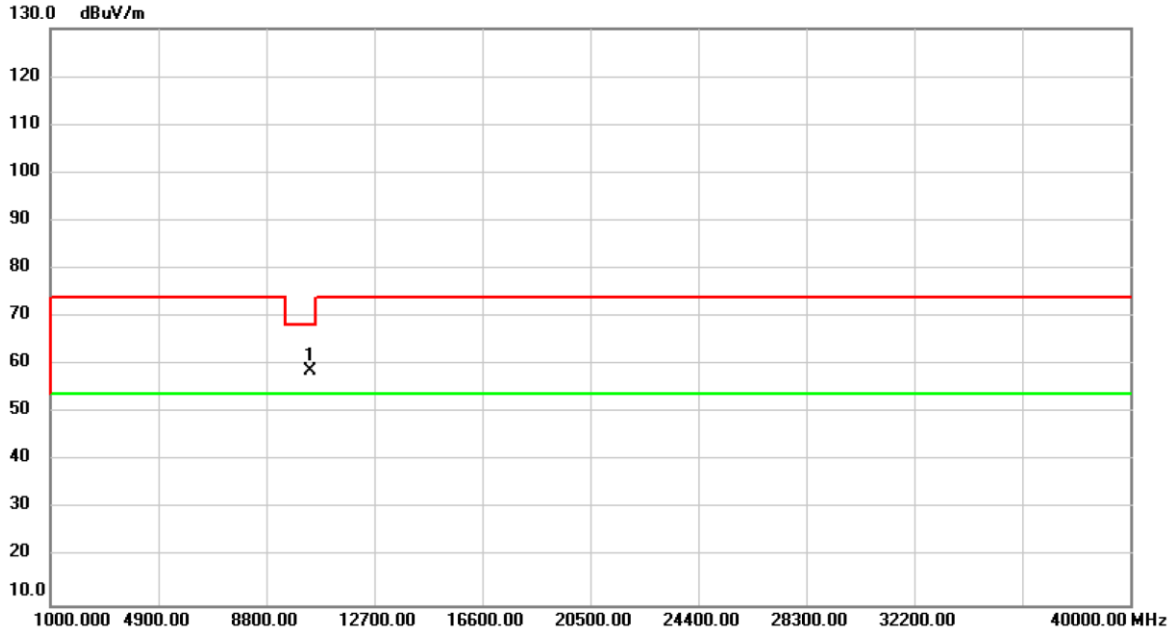

No.	Mk.	Freq.	Reading Level	Correct Factor	Measure-ment	Limit	Margin		
		MHz	dBuV	dB	dBuV/m	dBuV/m	dB	Detector	Comment
1	*	10400.00	55.88	2.89	58.77	68.20	-9.43	peak	

REMARKS:
(1) Measurement Value = Reading Level + Correct Factor.
(2) Margin Level = Measurement Value - Limit Value.

Test Mode	IEEE 802.11a_Internal Antenna	Test Date	2019/12/3
Test Frequency	CH48: 5240 MHz	Polarization	Vertical

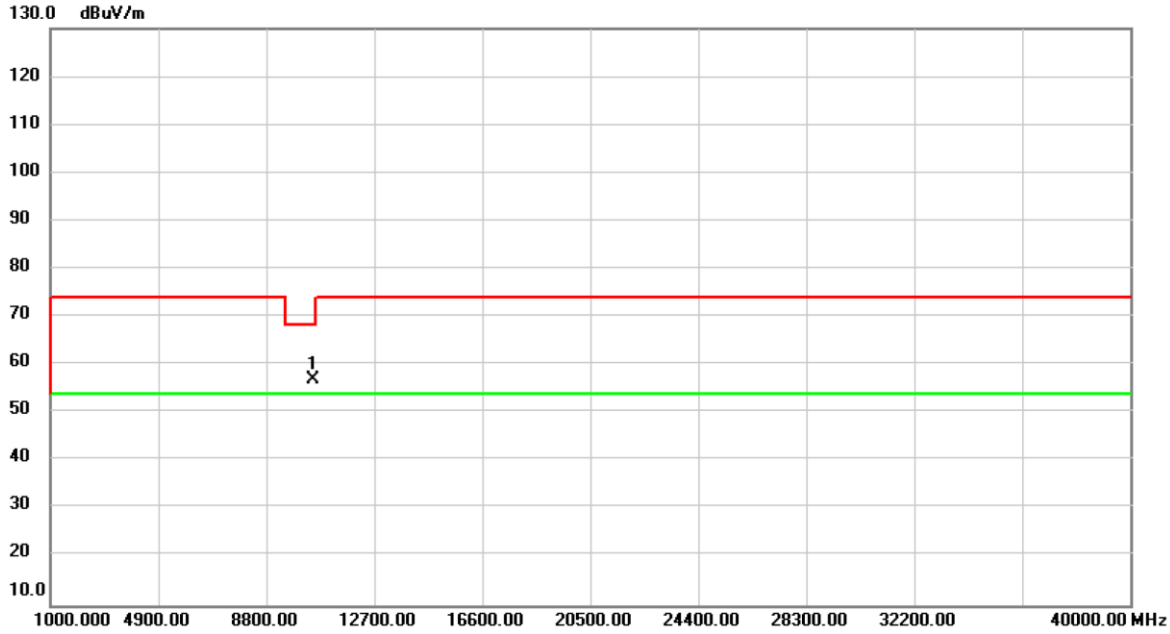

No.	Mk.	Freq.	Reading Level	Correct Factor	Measure-ment	Limit	Margin		
		MHz	dBuV	dB	dBuV/m	dBuV/m	dB	Detector	Comment
1	*	10480.00	53.95	3.00	56.95	68.20	-11.25	peak	

REMARKS:
(1) Measurement Value = Reading Level + Correct Factor.
(2) Margin Level = Measurement Value - Limit Value.

Test Mode	IEEE 802.11a_Internal Antenna	Test Date	2019/12/3
Test Frequency	CH48: 5240 MHz	Polarization	Horizontal

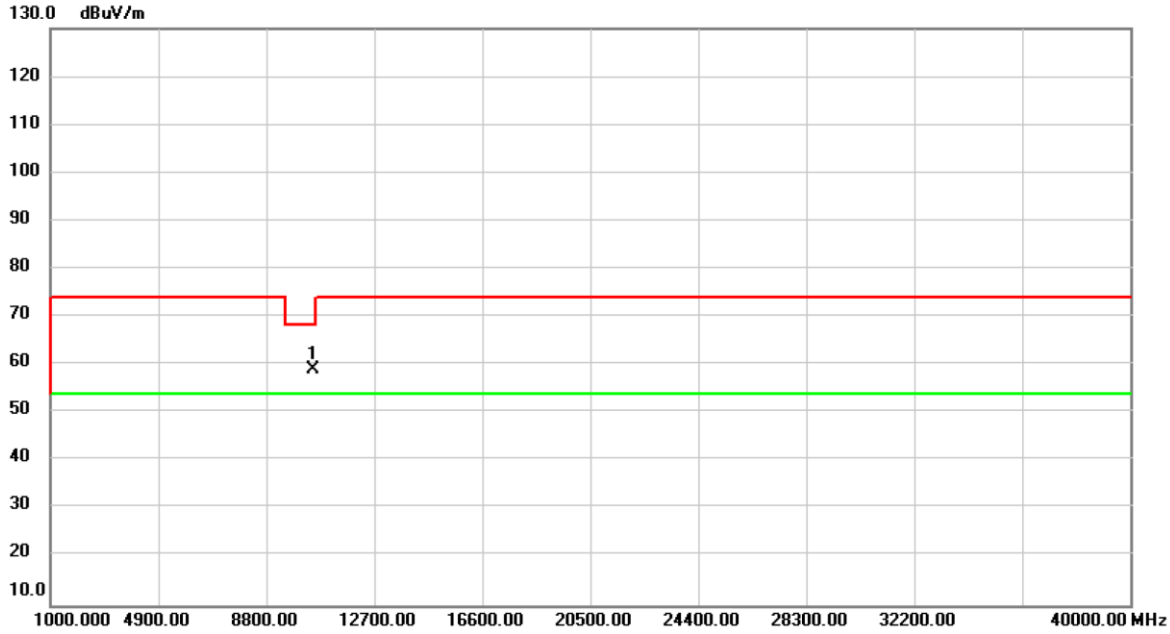

No.	Mk.	Freq.	Reading Level	Correct Factor	Measure-ment	Limit	Margin		
		MHz	dBuV	dB	dBuV/m	dBuV/m	dB	Detector	Comment
1	*	10480.00	56.14	3.00	59.14	68.20	-9.06	peak	

REMARKS:
(1) Measurement Value = Reading Level + Correct Factor.
(2) Margin Level = Measurement Value - Limit Value.

Test Mode	IEEE 802.11a_Internal Antenna	Test Date	2019/12/3
Test Frequency	CH149: 5745 MHz	Polarization	Vertical

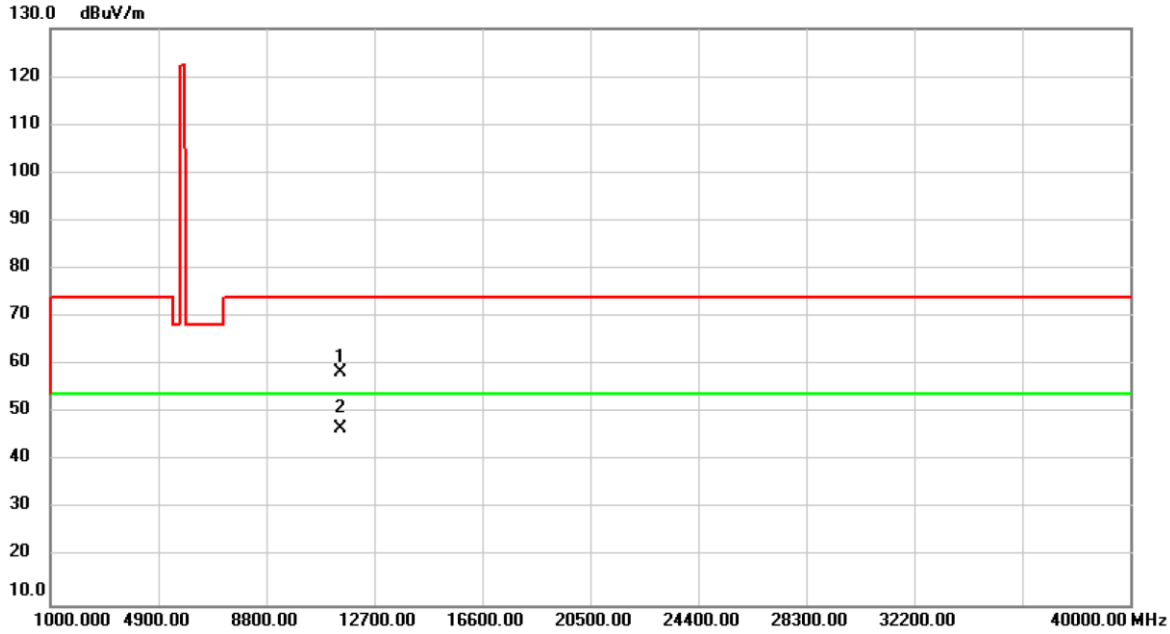

No.	Mk.	Freq.	Reading Level	Correct Factor	Measure-ment	Limit	Margin		
		MHz	dBuV	dB	dBuV/m	dBuV/m	dB	Detector	Comment
1		11490.00	54.67	3.89	58.56	74.00	-15.44	peak	
2	*	11490.00	42.92	3.89	46.81	54.00	-7.19	AVG	

REMARKS:
(1) Measurement Value = Reading Level + Correct Factor.
(2) Margin Level = Measurement Value - Limit Value.

Test Mode	IEEE 802.11a_Internal Antenna	Test Date	2019/12/3
Test Frequency	CH149: 5745 MHz	Polarization	Horizontal

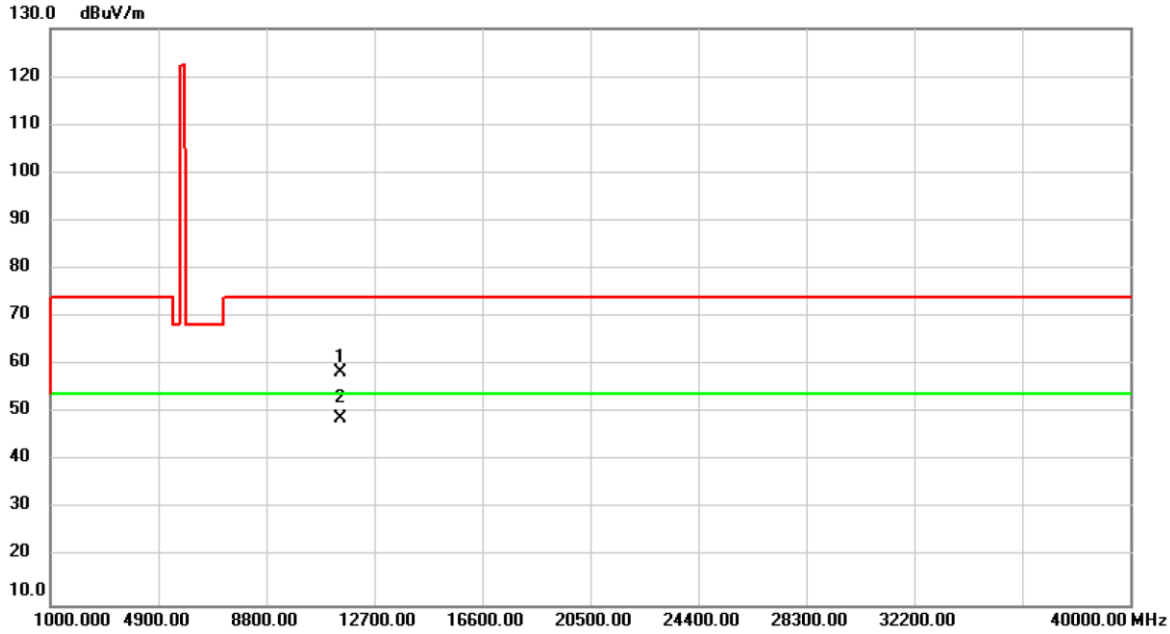

No.	Mk.	Freq.	Reading Level	Correct Factor	Measure-ment	Limit	Margin		
		MHz	dBuV	dB	dBuV/m	dBuV/m	dB	Detector	Comment
1		11490.00	54.60	3.89	58.49	74.00	-15.51	peak	
2	*	11490.00	44.84	3.89	48.73	54.00	-5.27	AVG	

REMARKS:
(1) Measurement Value = Reading Level + Correct Factor.
(2) Margin Level = Measurement Value - Limit Value.

Test Mode	IEEE 802.11a_Internal Antenna	Test Date	2019/12/3
Test Frequency	CH157: 5785 MHz	Polarization	Vertical

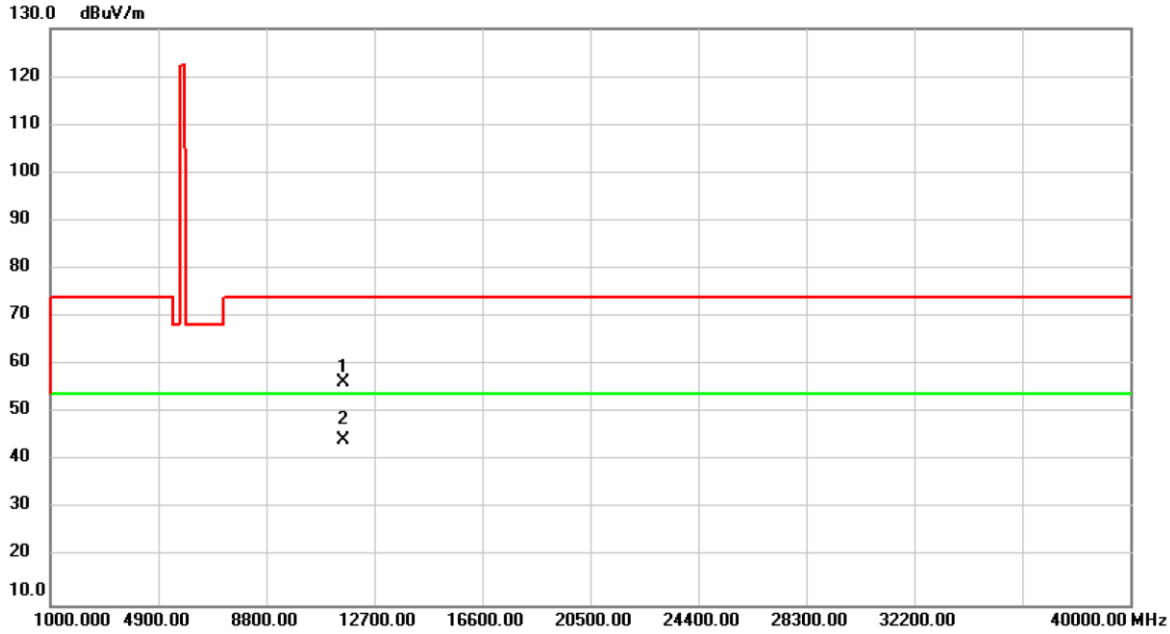

No.	Mk.	Freq.	Reading Level	Correct Factor	Measure-ment	Limit	Margin		
		MHz	dBuV	dB	dBuV/m	dBuV/m	dB	Detector	Comment
1		11570.00	52.83	3.57	56.40	74.00	-17.60	peak	
2	*	11570.00	40.92	3.57	44.49	54.00	-9.51	AVG	

REMARKS:
(1) Measurement Value = Reading Level + Correct Factor.
(2) Margin Level = Measurement Value - Limit Value.

Test Mode	IEEE 802.11a_Internal Antenna	Test Date	2019/12/3
Test Frequency	CH157: 5785 MHz	Polarization	Horizontal

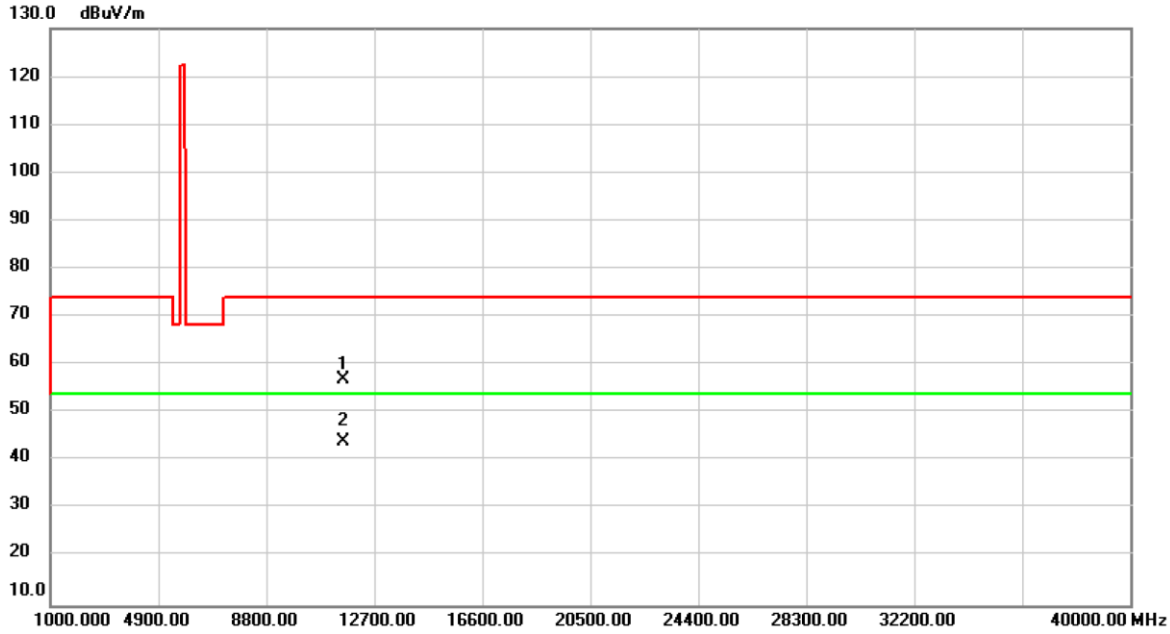

No.	Mk.	Freq.	Reading Level	Correct Factor	Measure-ment	Limit	Margin		
		MHz	dBuV	dB	dBuV/m	dBuV/m	dB	Detector	Comment
1		11570.00	53.52	3.57	57.09	74.00	-16.91	peak	
2	*	11570.00	40.52	3.57	44.09	54.00	-9.91	AVG	

REMARKS:
(1) Measurement Value = Reading Level + Correct Factor.
(2) Margin Level = Measurement Value - Limit Value.

Test Mode	IEEE 802.11a_Internal Antenna	Test Date	2019/12/3
Test Frequency	CH165: 5825 MHz	Polarization	Vertical

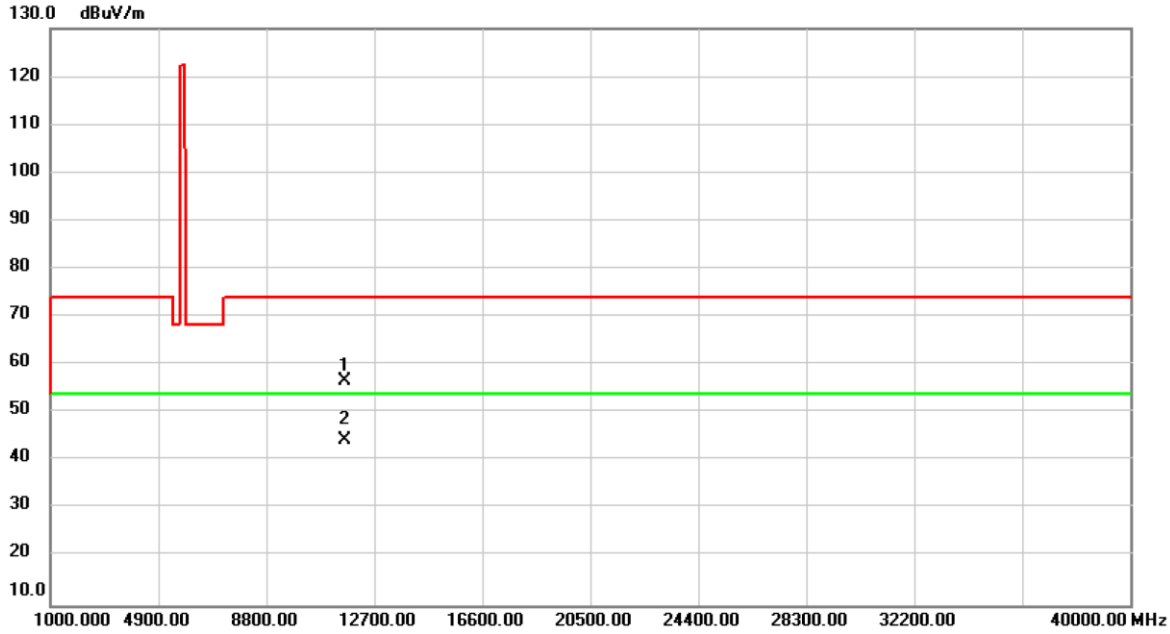

No.	Mk.	Freq.	Reading Level	Correct Factor	Measure-ment	Limit	Margin		
		MHz	dBuV	dB	dBuV/m	dBuV/m	dB	Detector	Comment
1		11650.00	53.58	3.18	56.76	74.00	-17.24	peak	
2	*	11650.00	41.19	3.18	44.37	54.00	-9.63	AVG	

REMARKS:
(1) Measurement Value = Reading Level + Correct Factor.
(2) Margin Level = Measurement Value - Limit Value.

Test Mode	IEEE 802.11a_Internal Antenna	Test Date	2019/12/3
Test Frequency	CH165: 5825 MHz	Polarization	Horizontal

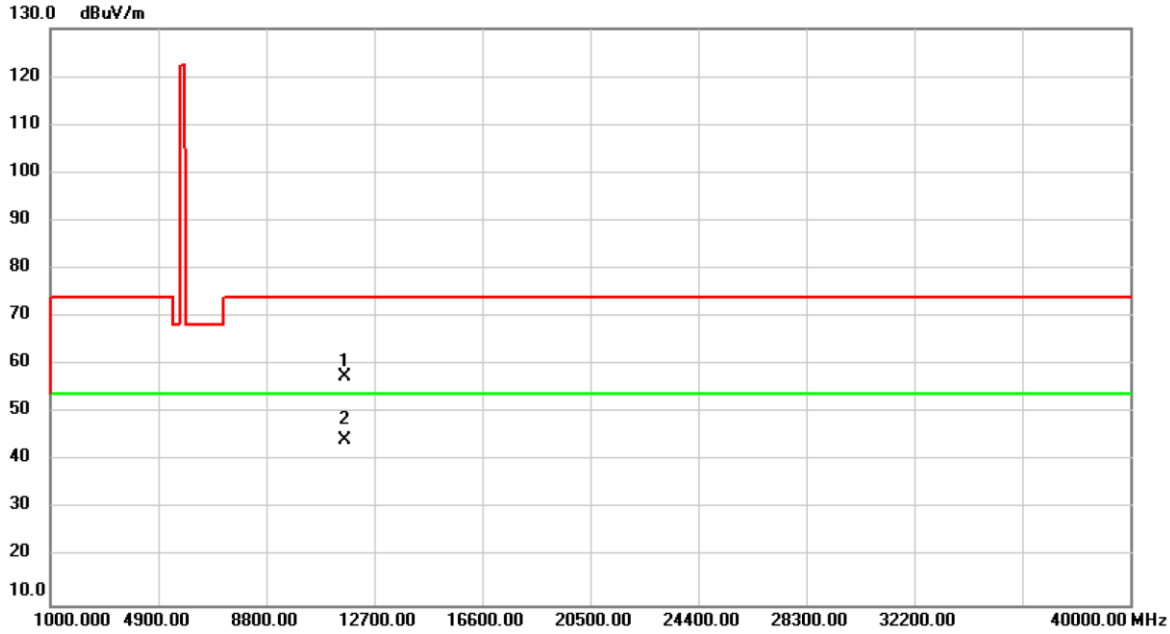

No.	Mk.	Freq.	Reading Level	Correct Factor	Measure-ment	Limit	Margin		
		MHz	dBuV	dB	dBuV/m	dBuV/m	dB	Detector	Comment
1		11650.00	54.40	3.18	57.58	74.00	-16.42	peak	
2	*	11650.00	41.03	3.18	44.21	54.00	-9.79	AVG	

REMARKS:
(1) Measurement Value = Reading Level + Correct Factor.
(2) Margin Level = Measurement Value - Limit Value.

Test Mode	IEEE 802.11n (HT20)_Internal Antenna	Test Date	2019/12/4
Test Frequency	CH36: 5180 MHz	Polarization	Vertical

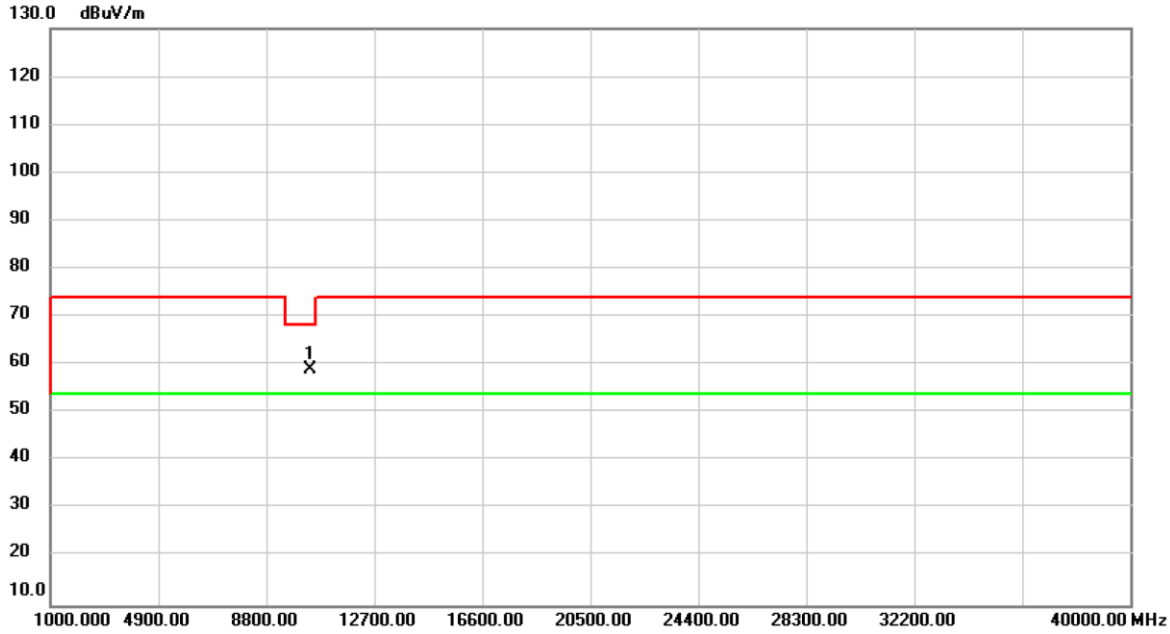

No.	Mk.	Freq.	Reading Level	Correct Factor	Measure-ment	Limit	Margin		
		MHz	dBuV	dB	dBuV/m	dBuV/m	dB	Detector	Comment
1	*	10360.00	56.11	2.83	58.94	68.20	-9.26	peak	

REMARKS:
(1) Measurement Value = Reading Level + Correct Factor.
(2) Margin Level = Measurement Value - Limit Value.

Test Mode	IEEE 802.11n (HT20)_Internal Antenna	Test Date	2019/12/4
Test Frequency	CH36: 5180 MHz	Polarization	Horizontal

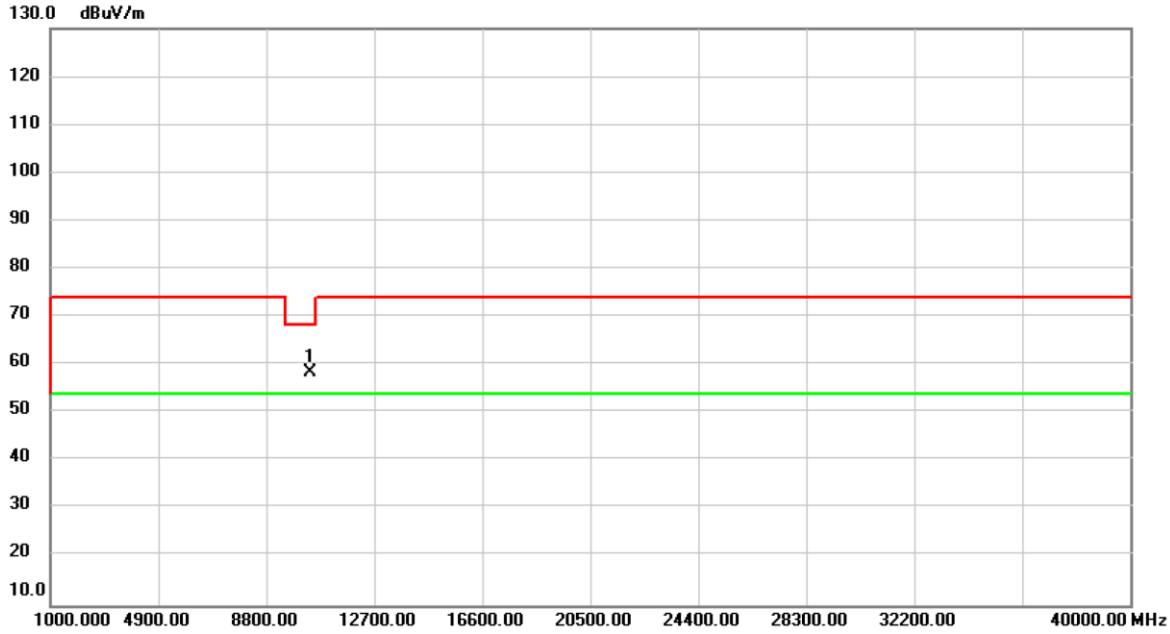

No.	Mk.	Freq.	Reading Level	Correct Factor	Measure-ment	Limit	Margin		
		MHz	dBuV	dB	dBuV/m	dBuV/m	dB	Detector	Comment
1	*	10360.00	55.59	2.83	58.42	68.20	-9.78	peak	

REMARKS:
(1) Measurement Value = Reading Level + Correct Factor.
(2) Margin Level = Measurement Value - Limit Value.

Test Mode	IEEE 802.11n (HT20)_Internal Antenna	Test Date	2019/12/4
Test Frequency	CH40: 5200 MHz	Polarization	Vertical

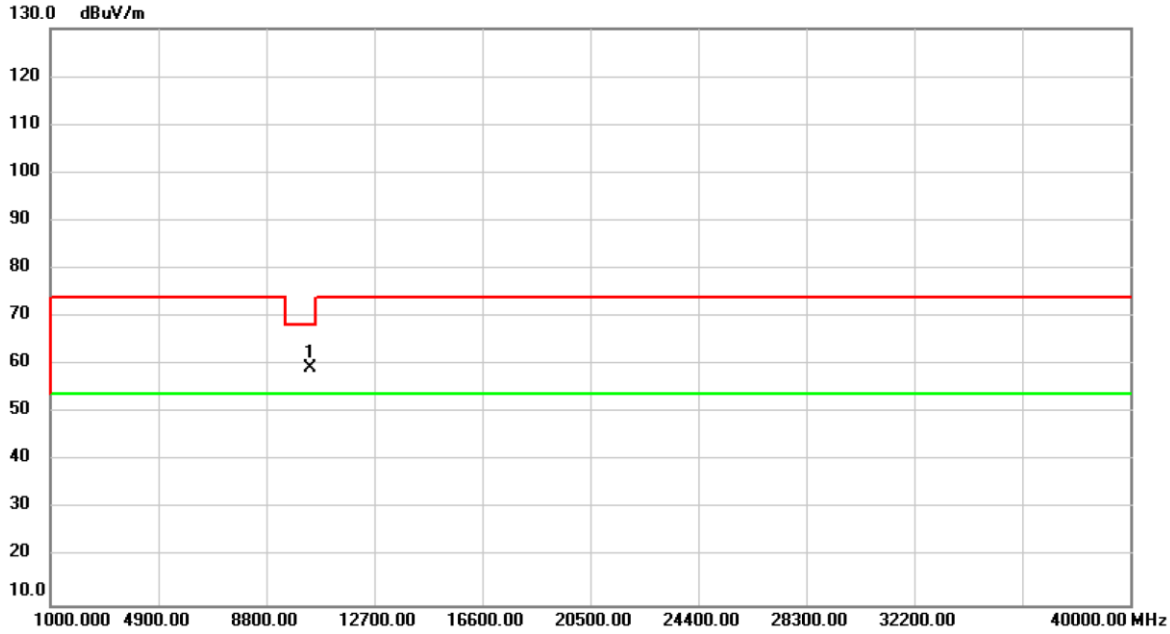

No.	Mk.	Freq.	Reading Level	Correct Factor	Measure-ment	Limit	Margin		
		MHz	dBuV	dB	dBuV/m	dBuV/m	dB	Detector	Comment
1	*	10400.00	56.51	2.89	59.40	68.20	-8.80	peak	

REMARKS:
(1) Measurement Value = Reading Level + Correct Factor.
(2) Margin Level = Measurement Value - Limit Value.

Test Mode	IEEE 802.11n (HT20)_Internal Antenna	Test Date	2019/12/4
Test Frequency	CH40: 5200 MHz	Polarization	Horizontal

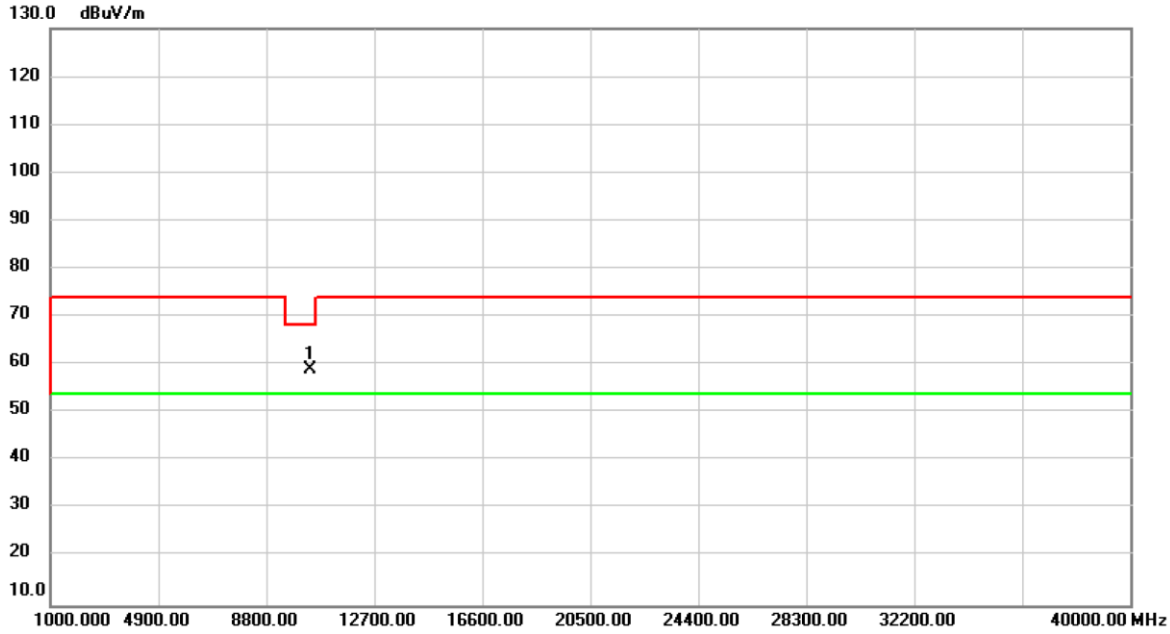

No.	Mk.	Freq.	Reading Level	Correct Factor	Measure-ment	Limit	Margin		
		MHz	dBuV	dB	dBuV/m	dBuV/m	dB	Detector	Comment
1	*	10400.00	56.04	2.89	58.93	68.20	-9.27	peak	

REMARKS:
(1) Measurement Value = Reading Level + Correct Factor.
(2) Margin Level = Measurement Value - Limit Value.

Test Mode	IEEE 802.11n (HT20)_Internal Antenna	Test Date	2019/12/4
Test Frequency	CH48: 5240 MHz	Polarization	Vertical

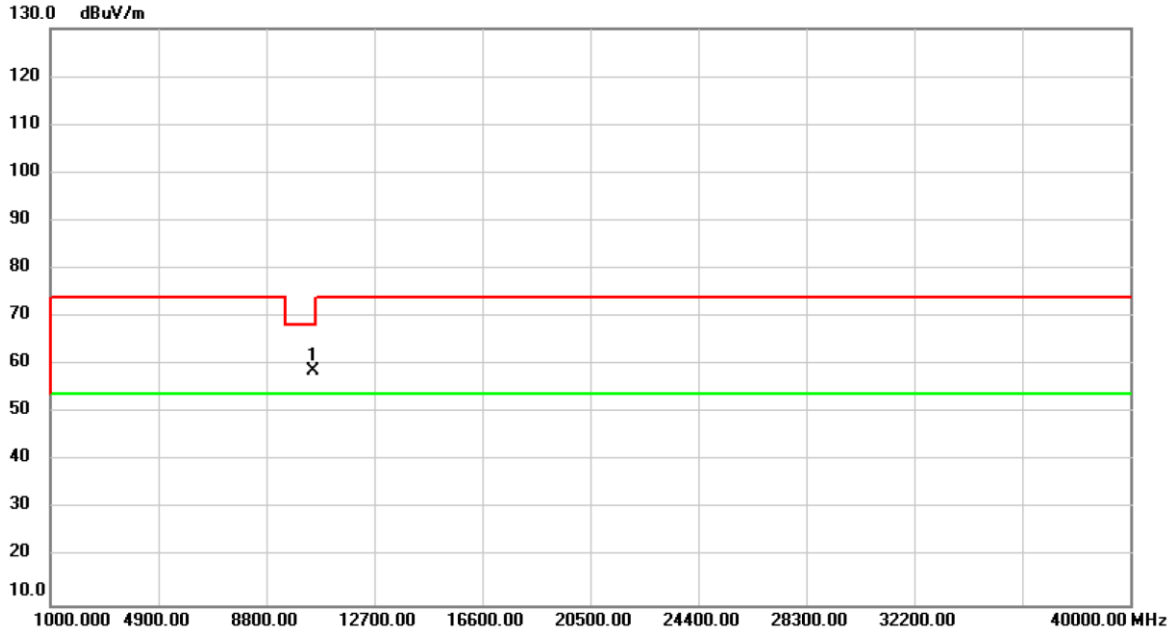

No.	Mk.	Freq.	Reading Level	Correct Factor	Measure-ment	Limit	Margin		
		MHz	dBuV	dB	dBuV/m	dBuV/m	dB	Detector	Comment
1	*	10480.00	55.83	3.00	58.83	68.20	-9.37	peak	

REMARKS:
(1) Measurement Value = Reading Level + Correct Factor.
(2) Margin Level = Measurement Value - Limit Value.

Test Mode	IEEE 802.11n (HT20)_Internal Antenna	Test Date	2019/12/4
Test Frequency	CH48: 5240 MHz	Polarization	Horizontal

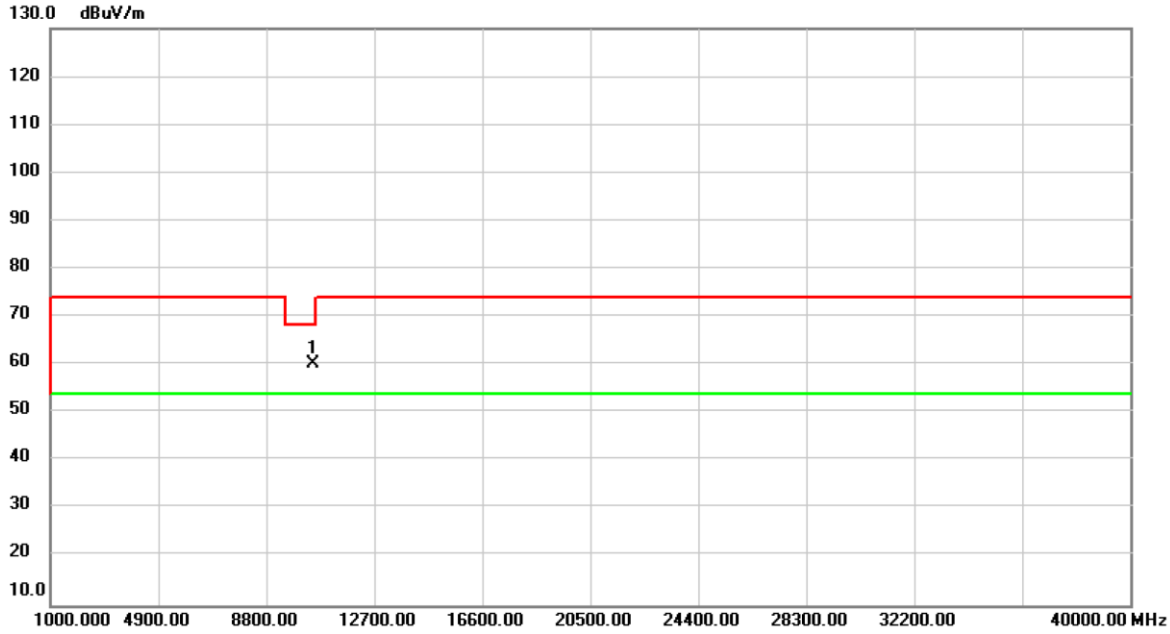

No.	Mk.	Freq.	Reading Level	Correct Factor	Measure-ment	Limit	Margin		
		MHz	dBuV	dB	dBuV/m	dBuV/m	dB	Detector	Comment
1	*	10480.00	57.15	3.00	60.15	68.20	-8.05	peak	

REMARKS:
(1) Measurement Value = Reading Level + Correct Factor.
(2) Margin Level = Measurement Value - Limit Value.

Test Mode	IEEE 802.11n (HT20)_Internal Antenna	Test Date	2019/12/4
Test Frequency	CH149: 5745 MHz	Polarization	Vertical

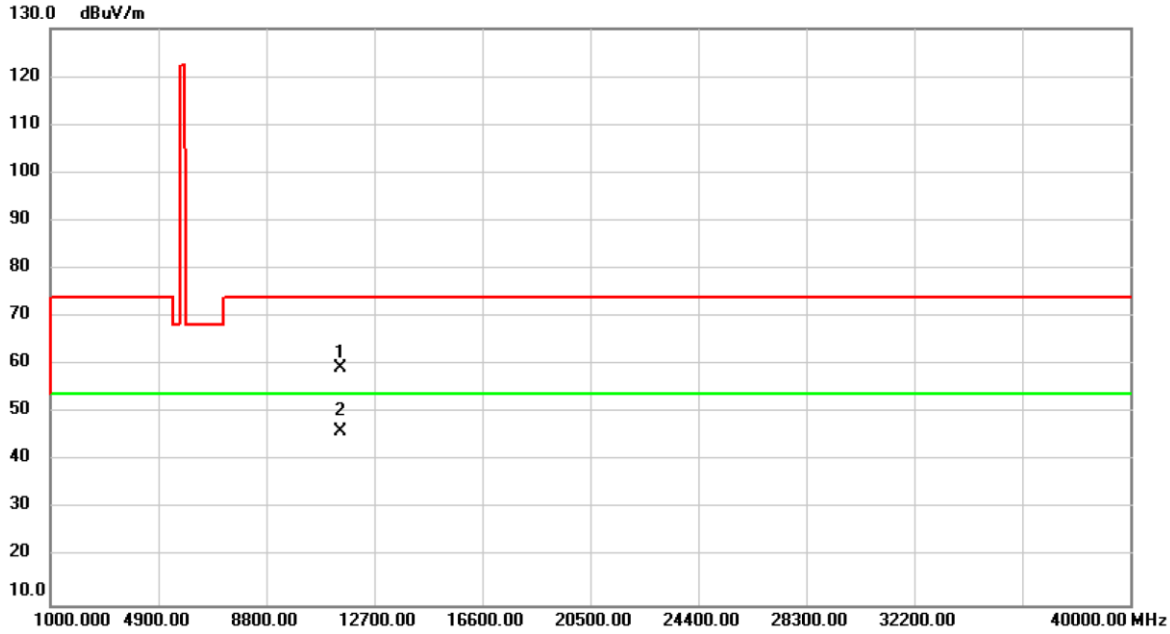

No.	Mk.	Freq.	Reading Level	Correct Factor	Measure-ment	Limit	Margin		
		MHz	dBuV	dB	dBuV/m	dBuV/m	dB	Detector	Comment
1		11490.00	55.41	3.89	59.30	74.00	-14.70	peak	
2	*	11490.00	42.35	3.89	46.24	54.00	-7.76	AVG	

REMARKS:
(1) Measurement Value = Reading Level + Correct Factor.
(2) Margin Level = Measurement Value - Limit Value.

Test Mode	IEEE 802.11n (HT20)_Internal Antenna	Test Date	2019/12/4
Test Frequency	CH149: 5745 MHz	Polarization	Horizontal

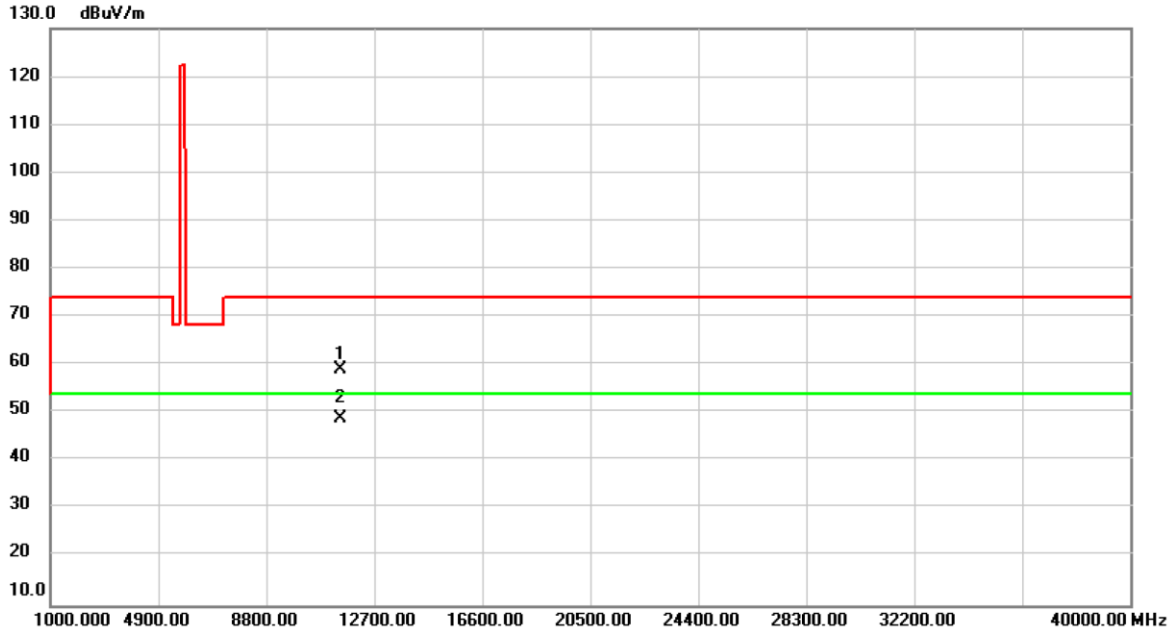

No.	Mk.	Freq.	Reading Level	Correct Factor	Measure-ment	Limit	Margin		
		MHz	dBuV	dB	dBuV/m	dBuV/m	dB	Detector	Comment
1		11490.00	55.11	3.89	59.00	74.00	-15.00	peak	
2	*	11490.00	44.87	3.89	48.76	54.00	-5.24	AVG	

REMARKS:
(1) Measurement Value = Reading Level + Correct Factor.
(2) Margin Level = Measurement Value - Limit Value.

Test Mode	IEEE 802.11n (HT20)_Internal Antenna	Test Date	2019/12/4
Test Frequency	CH157: 5785 MHz	Polarization	Vertical

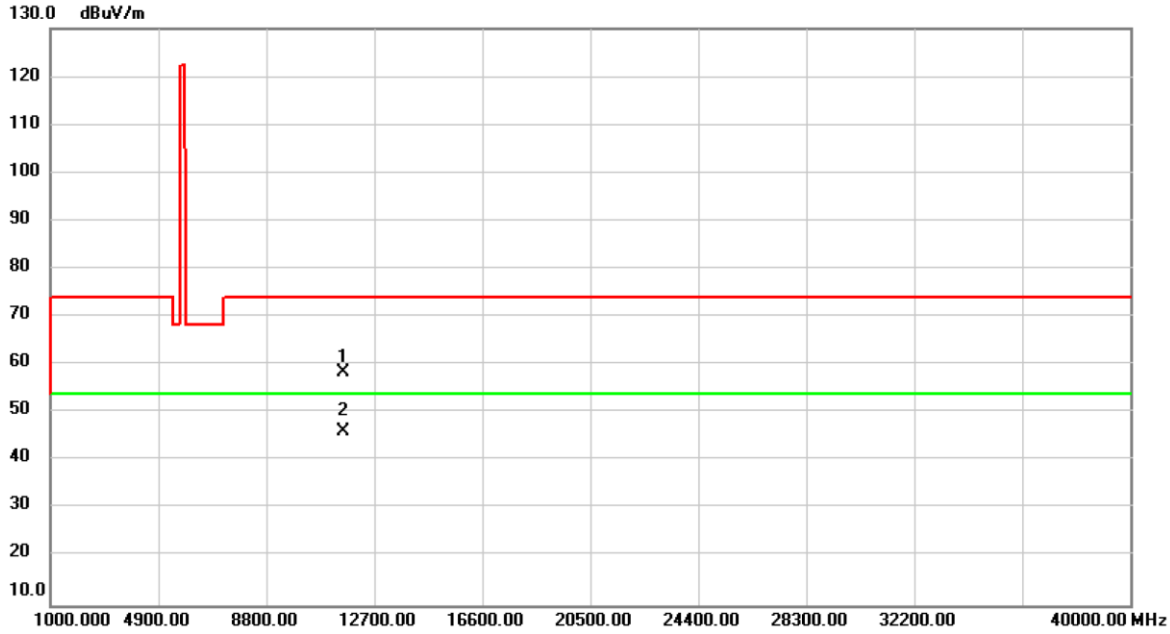

No.	Mk.	Freq.	Reading Level	Correct Factor	Measure-ment	Limit	Margin		
		MHz	dBuV	dB	dBuV/m	dBuV/m	dB	Detector	Comment
1		11570.00	54.74	3.57	58.31	74.00	-15.69	peak	
2	*	11570.00	42.53	3.57	46.10	54.00	-7.90	AVG	

REMARKS:
(1) Measurement Value = Reading Level + Correct Factor.
(2) Margin Level = Measurement Value - Limit Value.

Test Mode	IEEE 802.11n (HT20)_Internal Antenna	Test Date	2019/12/4
Test Frequency	CH157: 5785 MHz	Polarization	Horizontal

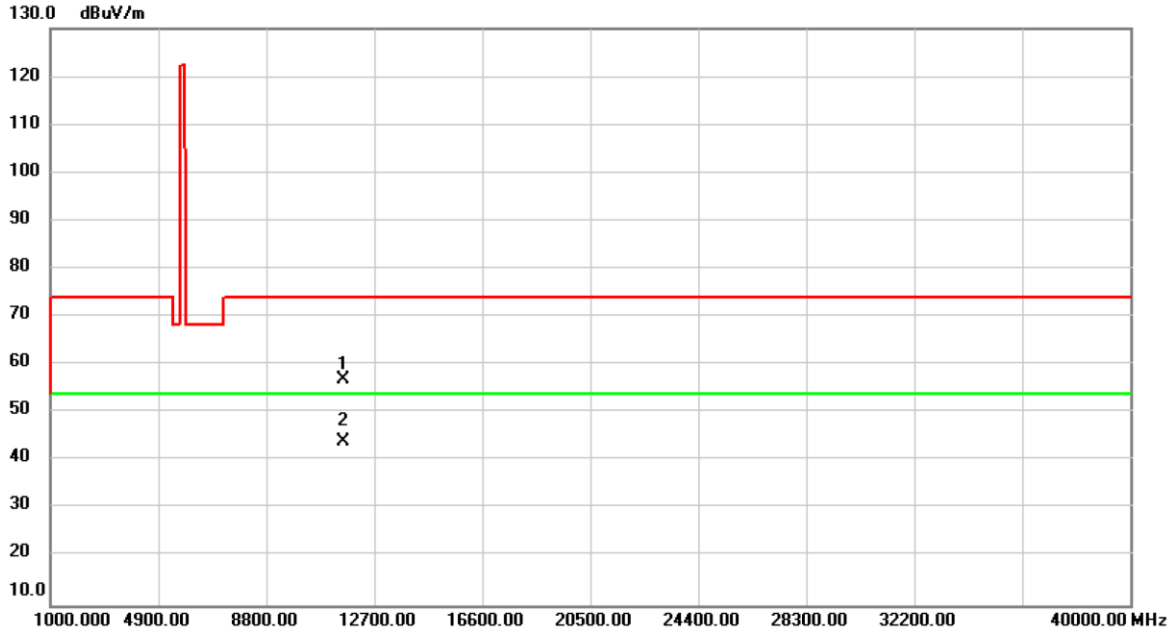

No.	Mk.	Freq.	Reading Level	Correct Factor	Measure-ment	Limit	Margin		
		MHz	dBuV	dB	dBuV/m	dBuV/m	dB	Detector	Comment
1		11570.00	53.35	3.57	56.92	74.00	-17.08	peak	
2	*	11570.00	40.58	3.57	44.15	54.00	-9.85	AVG	

REMARKS:
(1) Measurement Value = Reading Level + Correct Factor.
(2) Margin Level = Measurement Value - Limit Value.

Test Mode	IEEE 802.11n (HT20)_Internal Antenna	Test Date	2019/12/4
Test Frequency	CH165: 5825 MHz	Polarization	Vertical

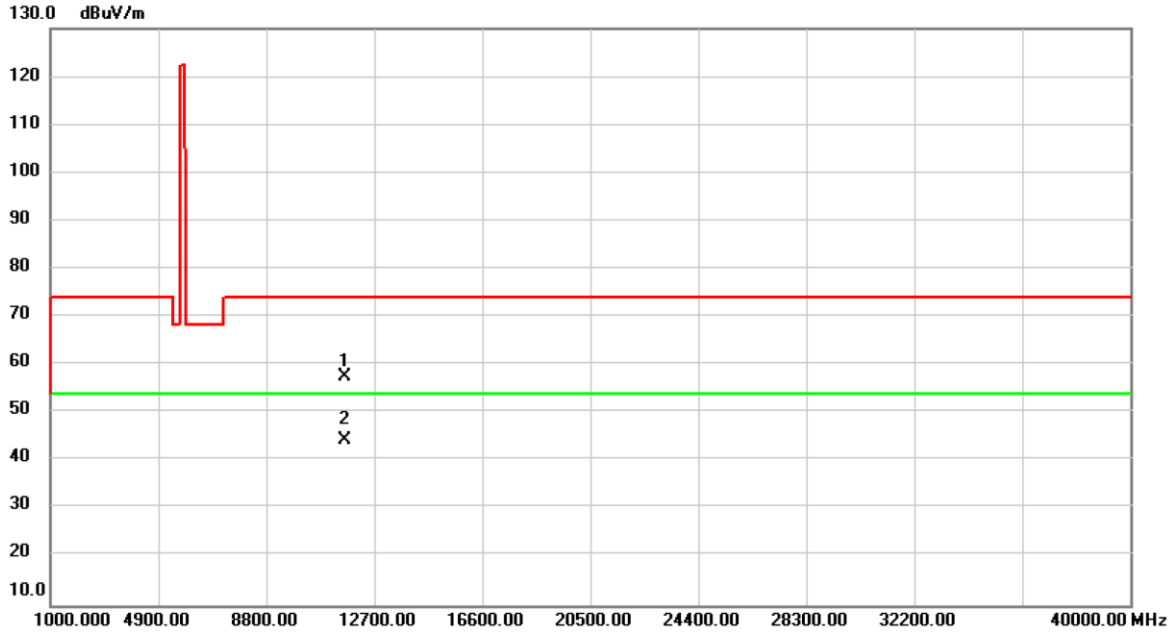

No.	Mk.	Freq.	Reading Level	Correct Factor	Measure-ment	Limit	Margin		
		MHz	dBuV	dB	dBuV/m	dBuV/m	dB	Detector	Comment
1		11650.00	54.31	3.18	57.49	74.00	-16.51	peak	
2	*	11650.00	41.09	3.18	44.27	54.00	-9.73	AVG	

REMARKS:
(1) Measurement Value = Reading Level + Correct Factor.
(2) Margin Level = Measurement Value - Limit Value.

Test Mode	IEEE 802.11n (HT20)_Internal Antenna	Test Date	2019/12/4
Test Frequency	CH165: 5825 MHz	Polarization	Horizontal

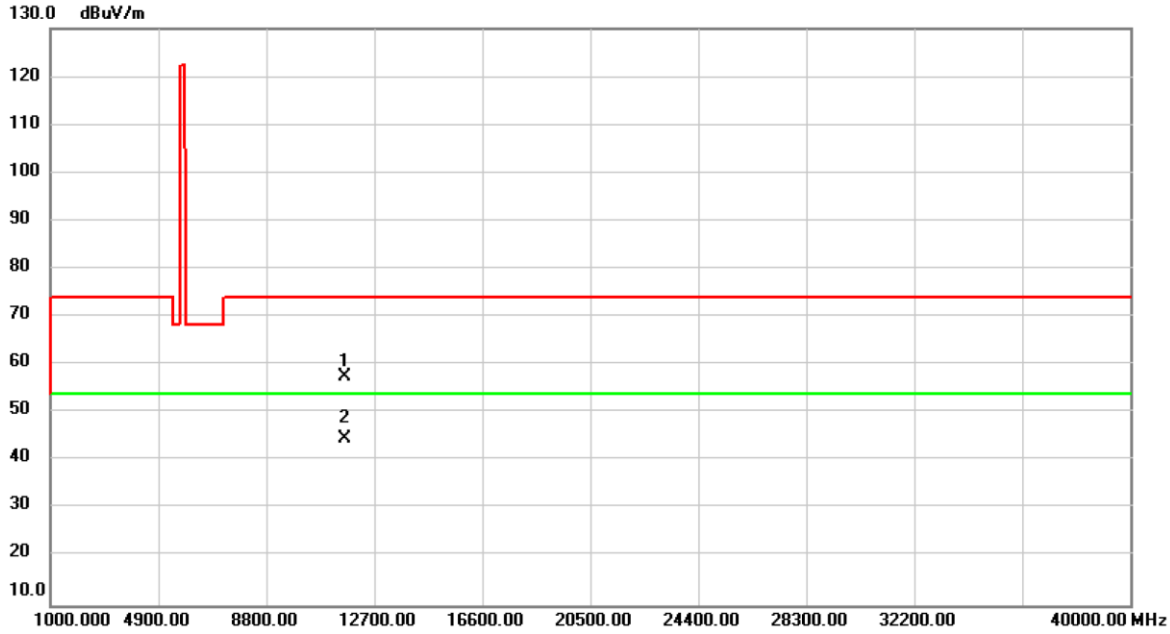

No.	Mk.	Freq.	Reading Level	Correct Factor	Measure-ment	Limit	Margin		
		MHz	dBuV	dB	dBuV/m	dBuV/m	dB	Detector	Comment
1		11650.00	54.32	3.18	57.50	74.00	-16.50	peak	
2	*	11650.00	41.50	3.18	44.68	54.00	-9.32	AVG	

REMARKS:
(1) Measurement Value = Reading Level + Correct Factor.
(2) Margin Level = Measurement Value - Limit Value.

Test Mode	IEEE 802.11n (HT40)_Internal Antenna	Test Date	2019/12/4
Test Frequency	CH38: 5190 MHz	Polarization	Vertical

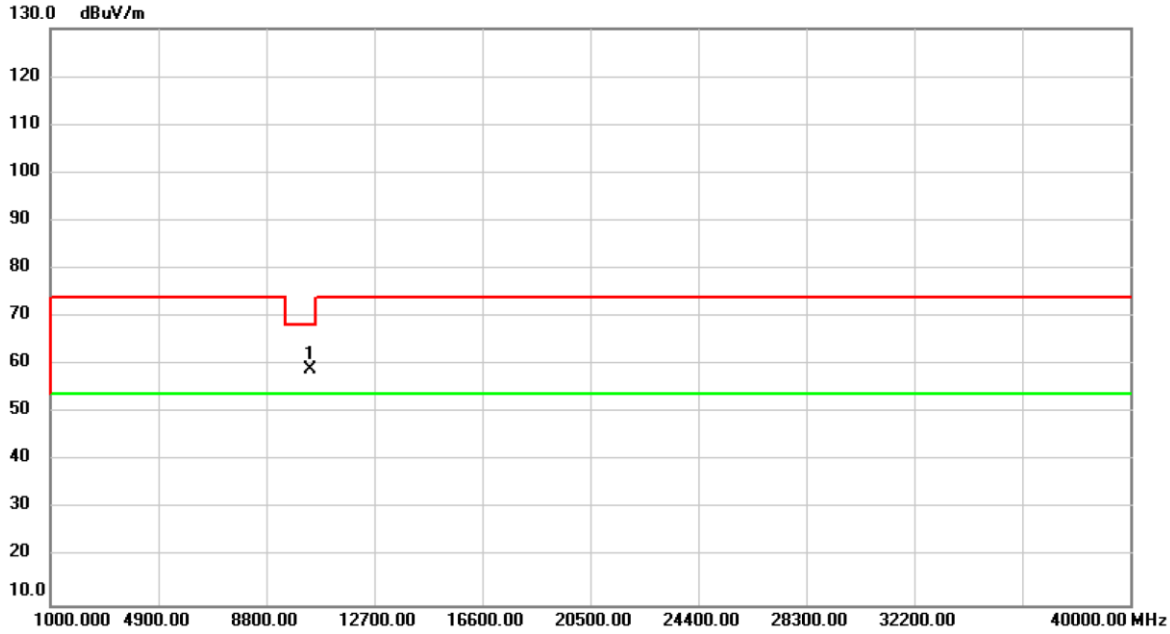

No.	Mk.	Freq.	Reading Level	Correct Factor	Measure-ment	Limit	Margin		
		MHz	dBuV	dB	dBuV/m	dBuV/m	dB	Detector	Comment
1	*	10380.00	56.21	2.85	59.06	68.20	-9.14	peak	

REMARKS:
(1) Measurement Value = Reading Level + Correct Factor.
(2) Margin Level = Measurement Value - Limit Value.

Test Mode	IEEE 802.11n (HT40)_Internal Antenna	Test Date	2019/12/4
Test Frequency	CH38: 5190 MHz	Polarization	Horizontal

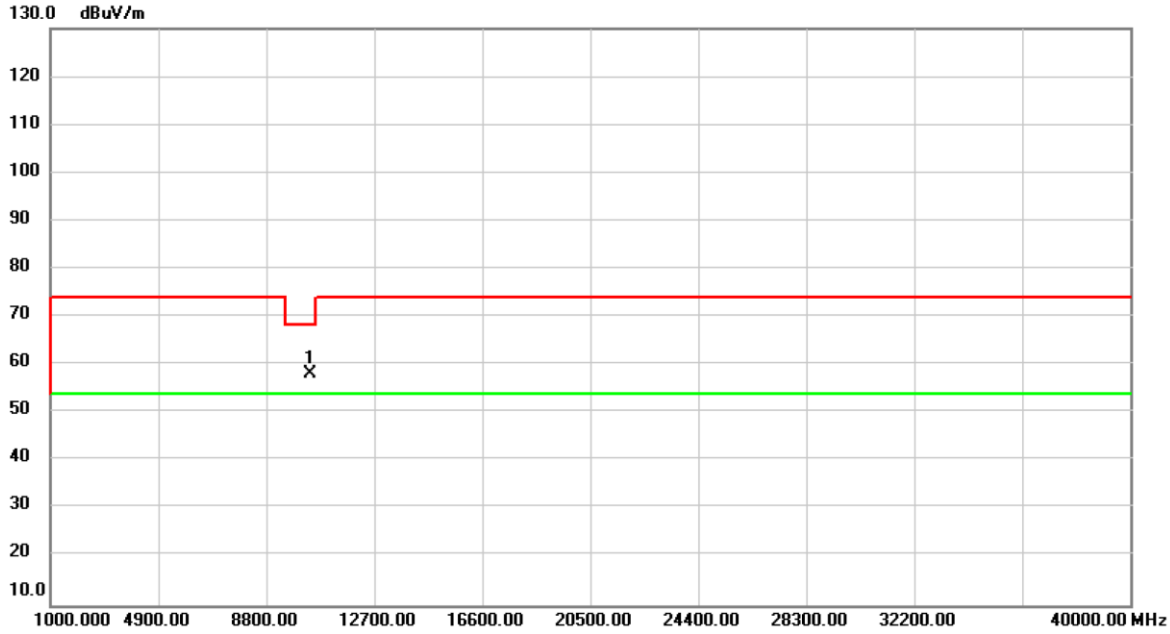

No.	Mk.	Freq.	Reading Level	Correct Factor	Measure-ment	Limit	Margin		
		MHz	dBuV	dB	dBuV/m	dBuV/m	dB	Detector	Comment
1	*	10380.00	55.23	2.85	58.08	68.20	-10.12	peak	

REMARKS:
(1) Measurement Value = Reading Level + Correct Factor.
(2) Margin Level = Measurement Value - Limit Value.

Test Mode	IEEE 802.11n (HT40)_Internal Antenna	Test Date	2019/12/4
Test Frequency	CH46: 5230 MHz	Polarization	Vertical

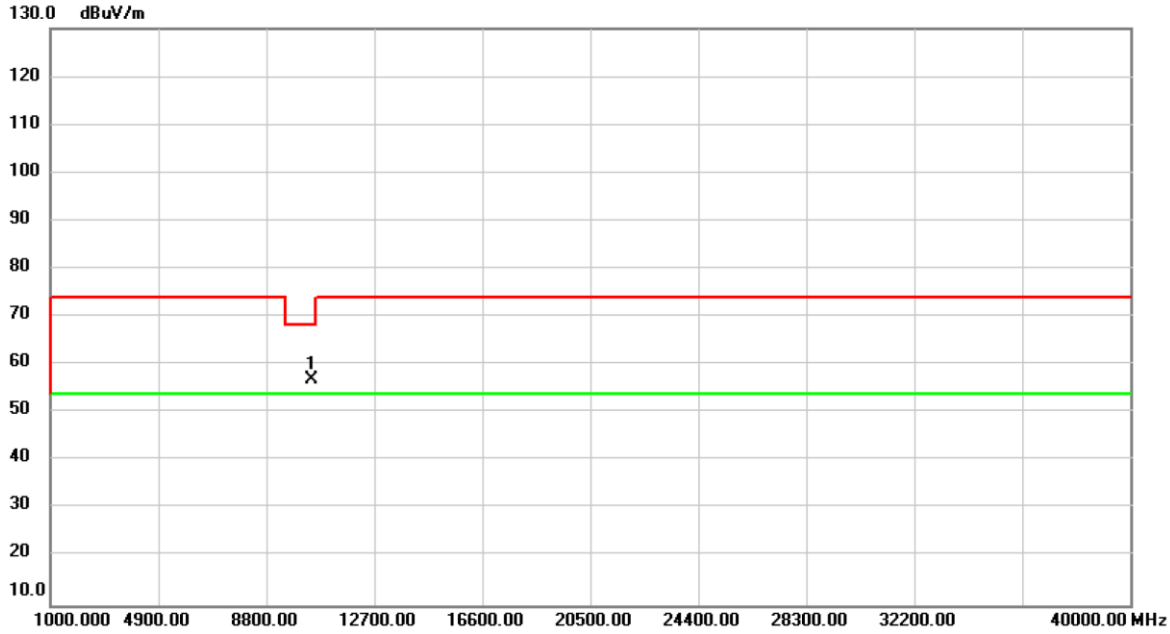

No.	Mk.	Freq.	Reading Level	Correct Factor	Measure-ment	Limit	Margin		
		MHz	dBuV	dB	dBuV/m	dBuV/m	dB	Detector	Comment
1	*	10460.00	53.95	2.98	56.93	68.20	-11.27	peak	

REMARKS:
(1) Measurement Value = Reading Level + Correct Factor.
(2) Margin Level = Measurement Value - Limit Value.

Test Mode	IEEE 802.11n (HT40)_Internal Antenna	Test Date	2019/12/4
Test Frequency	CH46: 5230 MHz	Polarization	Horizontal

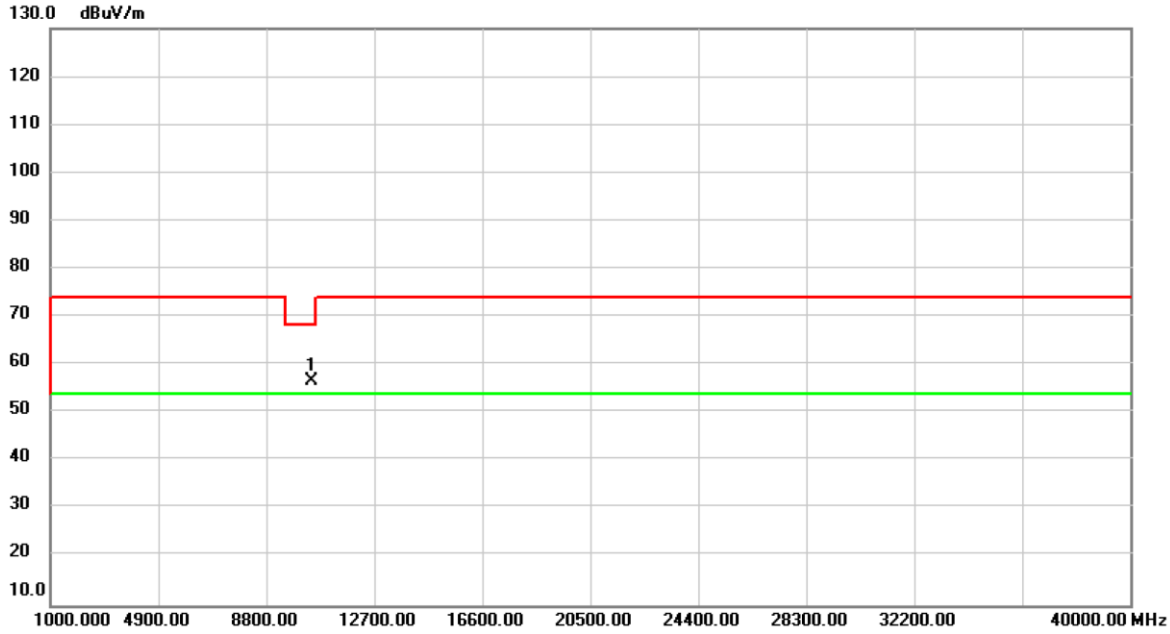

No.	Mk.	Freq.	Reading Level	Correct Factor	Measure-ment	Limit	Margin		
		MHz	dBuV	dB	dBuV/m	dBuV/m	dB	Detector	Comment
1	*	10460.00	53.75	2.98	56.73	68.20	-11.47	peak	

REMARKS:
(1) Measurement Value = Reading Level + Correct Factor.
(2) Margin Level = Measurement Value - Limit Value.

Test Mode	IEEE 802.11n (HT40)_Internal Antenna	Test Date	2019/12/4
Test Frequency	CH151: 5755 MHz	Polarization	Vertical

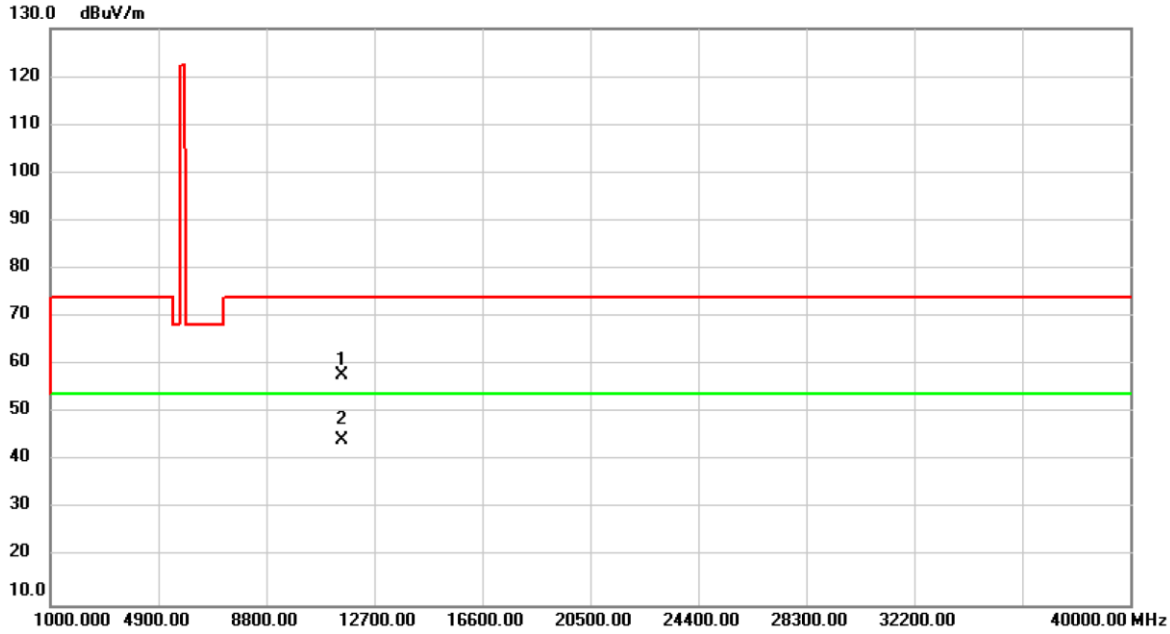

No.	Mk.	Freq.	Reading Level	Correct Factor	Measure-ment	Limit	Margin		
		MHz	dBuV	dB	dBuV/m	dBuV/m	dB	Detector	Comment
1		11510.00	53.89	3.86	57.75	74.00	-16.25	peak	
2	*	11510.00	40.56	3.86	44.42	54.00	-9.58	AVG	

REMARKS:
(1) Measurement Value = Reading Level + Correct Factor.
(2) Margin Level = Measurement Value - Limit Value.

Test Mode	IEEE 802.11n (HT40)_Internal Antenna	Test Date	2019/12/4
Test Frequency	CH151: 5755 MHz	Polarization	Horizontal

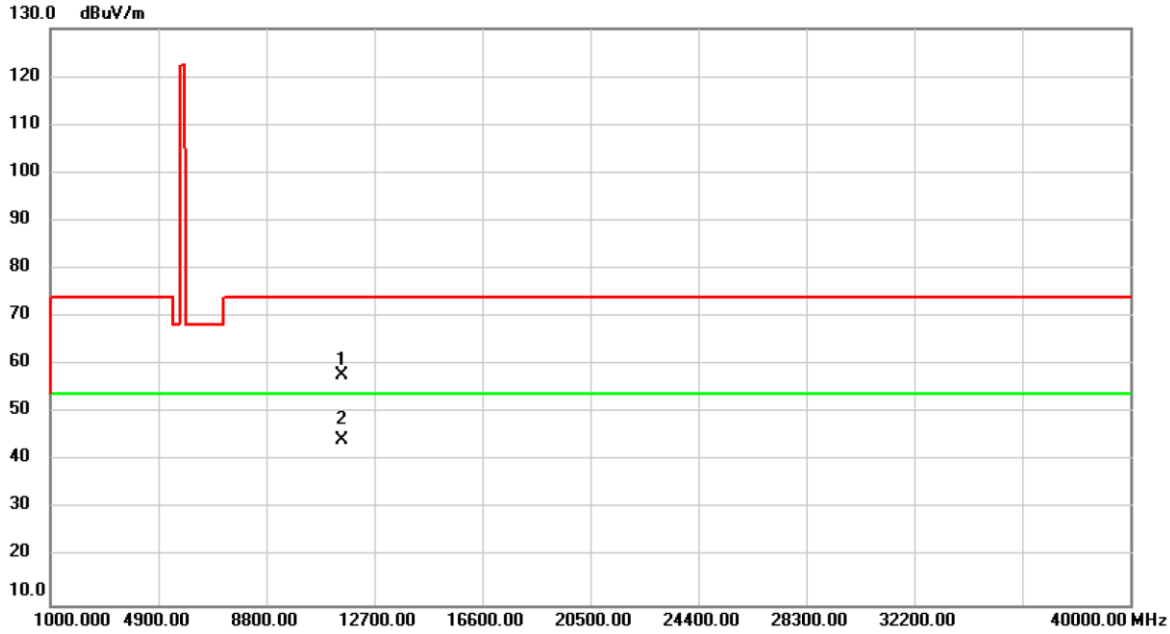

No.	Mk.	Freq.	Reading Level	Correct Factor	Measure-ment	Limit	Margin		
		MHz	dBuV	dB	dBuV/m	dBuV/m	dB	Detector	Comment
1		11510.00	54.10	3.86	57.96	74.00	-16.04	peak	
2	*	11510.00	40.48	3.86	44.34	54.00	-9.66	AVG	

REMARKS:
(1) Measurement Value = Reading Level + Correct Factor.
(2) Margin Level = Measurement Value - Limit Value.

Test Mode	IEEE 802.11n (HT40)_Internal Antenna	Test Date	2019/12/4
Test Frequency	CH159: 5795 MHz	Polarization	Vertical

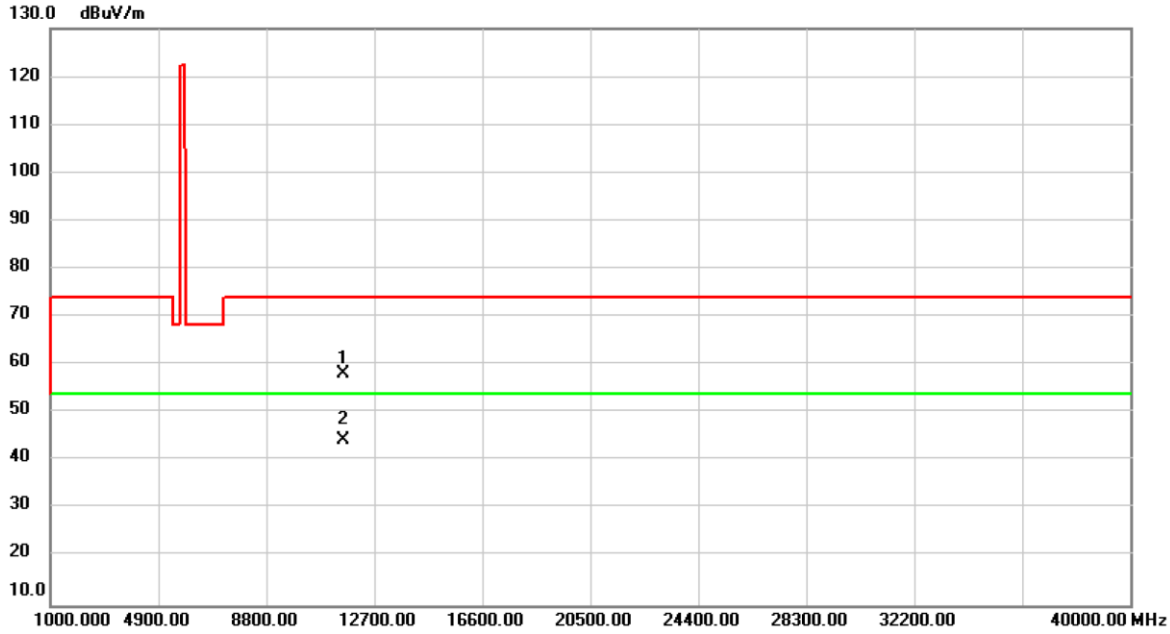

No.	Mk.	Freq.	Reading Level	Correct Factor	Measure-ment	Limit	Margin		
		MHz	dBuV	dB	dBuV/m	dBuV/m	dB	Detector	Comment
1		11590.00	54.56	3.47	58.03	74.00	-15.97	peak	
2	*	11590.00	41.01	3.47	44.48	54.00	-9.52	AVG	

REMARKS:
(1) Measurement Value = Reading Level + Correct Factor.
(2) Margin Level = Measurement Value - Limit Value.

Test Mode	IEEE 802.11n (HT40)_Internal Antenna	Test Date	2019/12/4
Test Frequency	CH159: 5795 MHz	Polarization	Horizontal

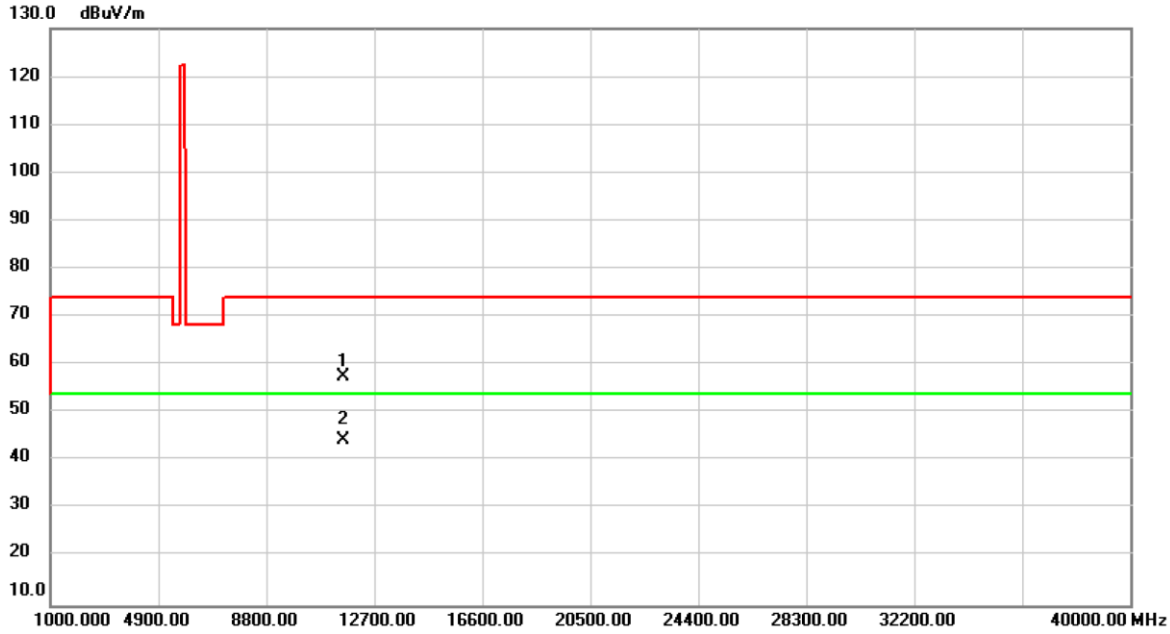

No.	Mk.	Freq.	Reading Level	Correct Factor	Measure-ment	Limit	Margin		
		MHz	dBuV	dB	dBuV/m	dBuV/m	dB	Detector	Comment
1		11590.00	54.10	3.47	57.57	74.00	-16.43	peak	
2	*	11590.00	40.75	3.47	44.22	54.00	-9.78	AVG	

REMARKS:
(1) Measurement Value = Reading Level + Correct Factor.
(2) Margin Level = Measurement Value - Limit Value.

Test Mode	IEEE 802.11ac (VHT80)_Internal Antenna	Test Date	2019/12/3
Test Frequency	CH42: 5210 MHz	Polarization	Vertical

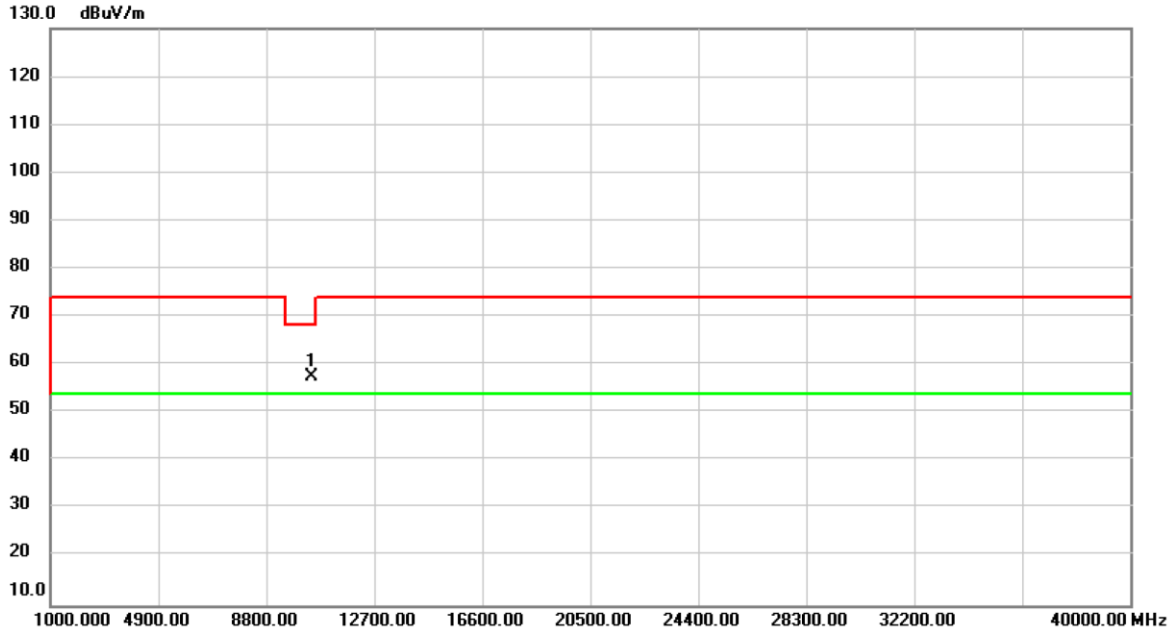

No.	Mk.	Freq.	Reading Level	Correct Factor	Measure-ment	Limit	Margin		
		MHz	dBuV	dB	dBuV/m	dBuV/m	dB	Detector	Comment
1	*	10420.00	54.56	2.91	57.47	68.20	-10.73	peak	

REMARKS:
(1) Measurement Value = Reading Level + Correct Factor.
(2) Margin Level = Measurement Value - Limit Value.

Test Mode	IEEE 802.11ac (VHT80)_Internal Antenna	Test Date	2019/12/3
Test Frequency	CH42: 5210 MHz	Polarization	Horizontal

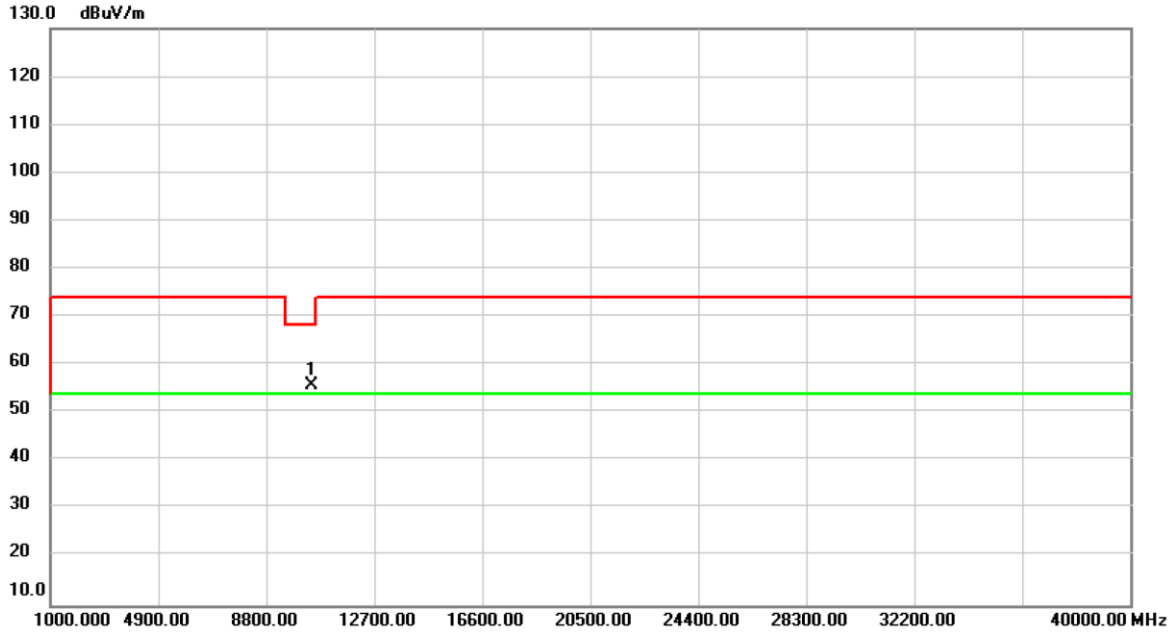

No.	Mk.	Freq.	Reading Level	Correct Factor	Measure-ment	Limit	Margin		
		MHz	dBuV	dB	dBuV/m	dBuV/m	dB	Detector	Comment
1	*	10420.00	52.86	2.91	55.77	68.20	-12.43	peak	

REMARKS:
(1) Measurement Value = Reading Level + Correct Factor.
(2) Margin Level = Measurement Value - Limit Value.

Test Mode	IEEE 802.11ac (VHT80)_Internal Antenna	Test Date	2019/12/3
Test Frequency	CH155: 5775 MHz	Polarization	Vertical

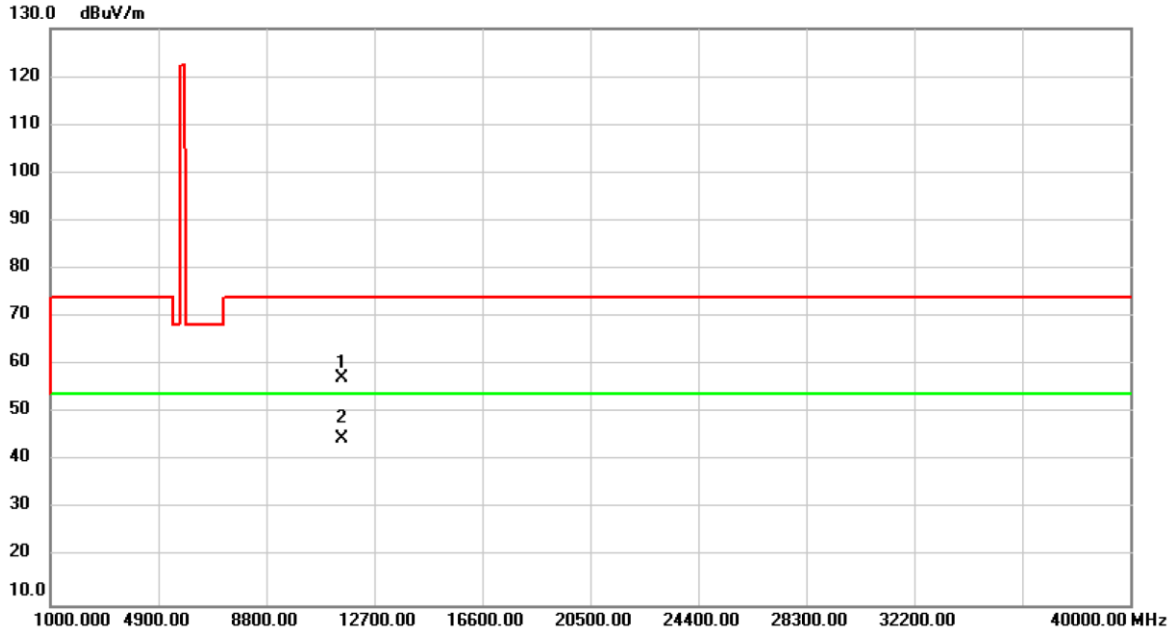

No.	Mk.	Freq.	Reading Level	Correct Factor	Measure-ment	Limit	Margin		
		MHz	dBuV	dB	dBuV/m	dBuV/m	dB	Detector	Comment
1		11550.00	53.52	3.67	57.19	74.00	-16.81	peak	
2	*	11550.00	40.87	3.67	44.54	54.00	-9.46	AVG	

REMARKS:
(1) Measurement Value = Reading Level + Correct Factor.
(2) Margin Level = Measurement Value - Limit Value.

Test Mode	IEEE 802.11ac (VHT80)_Internal Antenna	Test Date	2019/12/3
Test Frequency	CH155: 5775 MHz	Polarization	Horizontal

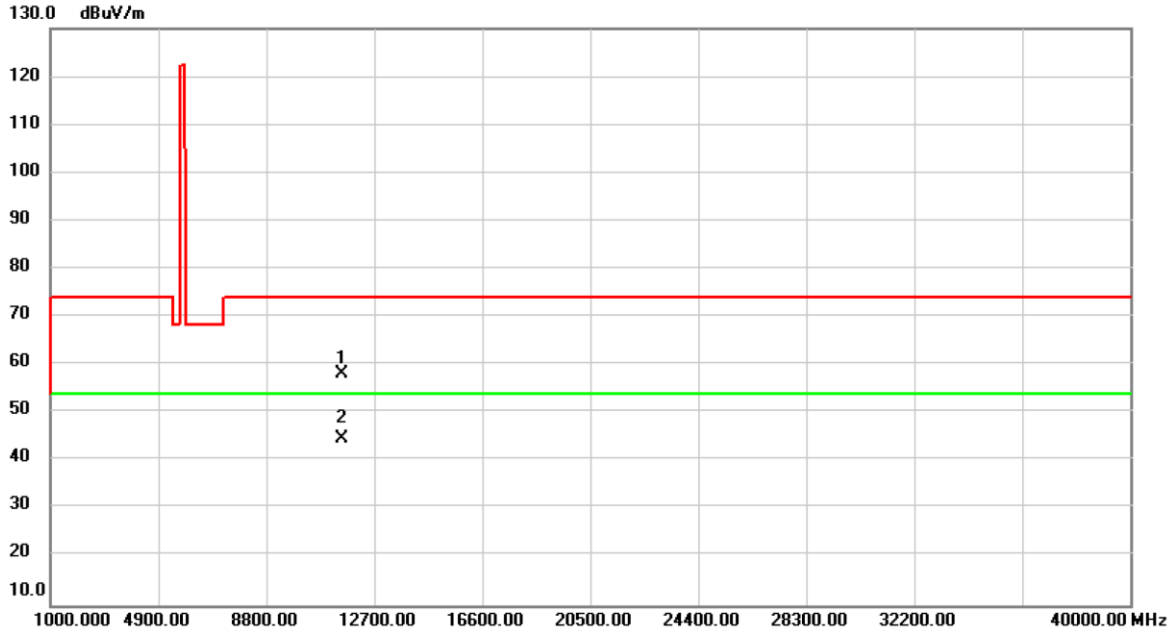

No.	Mk.	Freq.	Reading Level	Correct Factor	Measure-ment	Limit	Margin		
		MHz	dBuV	dB	dBuV/m	dBuV/m	dB	Detector	Comment
1		11550.00	54.61	3.67	58.28	74.00	-15.72	peak	
2	*	11550.00	41.02	3.67	44.69	54.00	-9.31	AVG	

REMARKS:
(1) Measurement Value = Reading Level + Correct Factor.
(2) Margin Level = Measurement Value - Limit Value.

Test Mode	IEEE 802.11ax (HEW20)_Internal Antenna	Test Date	2019/12/12
Test Frequency	CH36: 5180 MHz	Polarization	Vertical

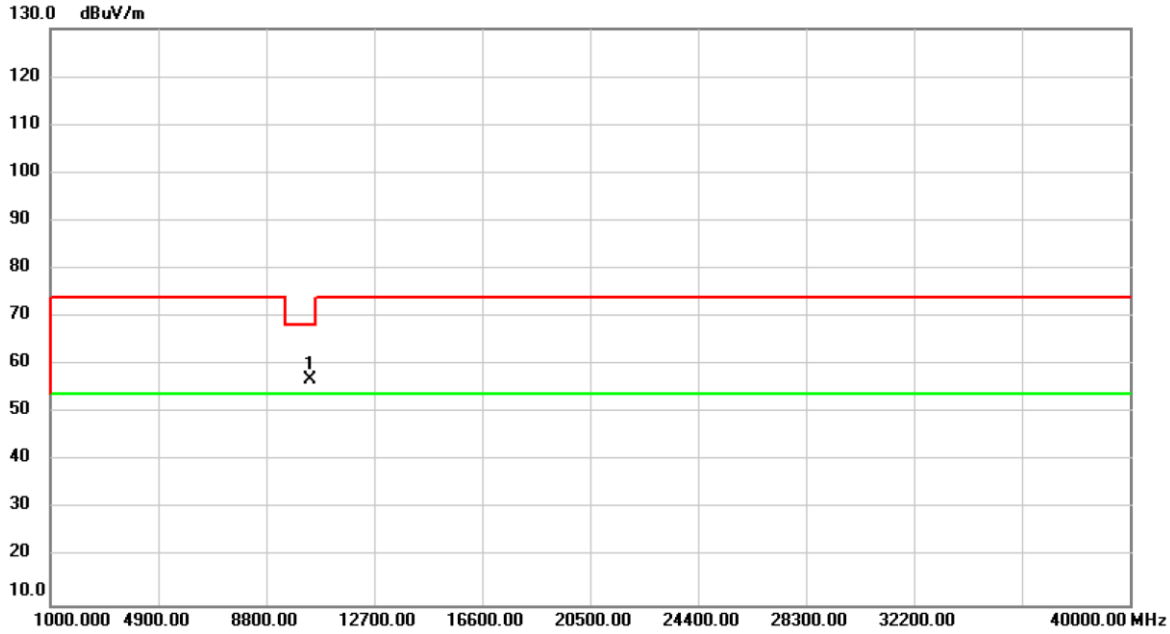

No.	Mk.	Freq.	Reading Level	Correct Factor	Measure-ment	Limit	Margin		
		MHz	dBuV	dB	dBuV/m	dBuV/m	dB	Detector	Comment
1	*	10360.00	54.20	2.83	57.03	68.20	-11.17	peak	

REMARKS:
(1) Measurement Value = Reading Level + Correct Factor.
(2) Margin Level = Measurement Value - Limit Value.

Test Mode	IEEE 802.11ax (HEW20)_Internal Antenna	Test Date	2019/12/12
Test Frequency	CH36: 5180 MHz	Polarization	Horizontal

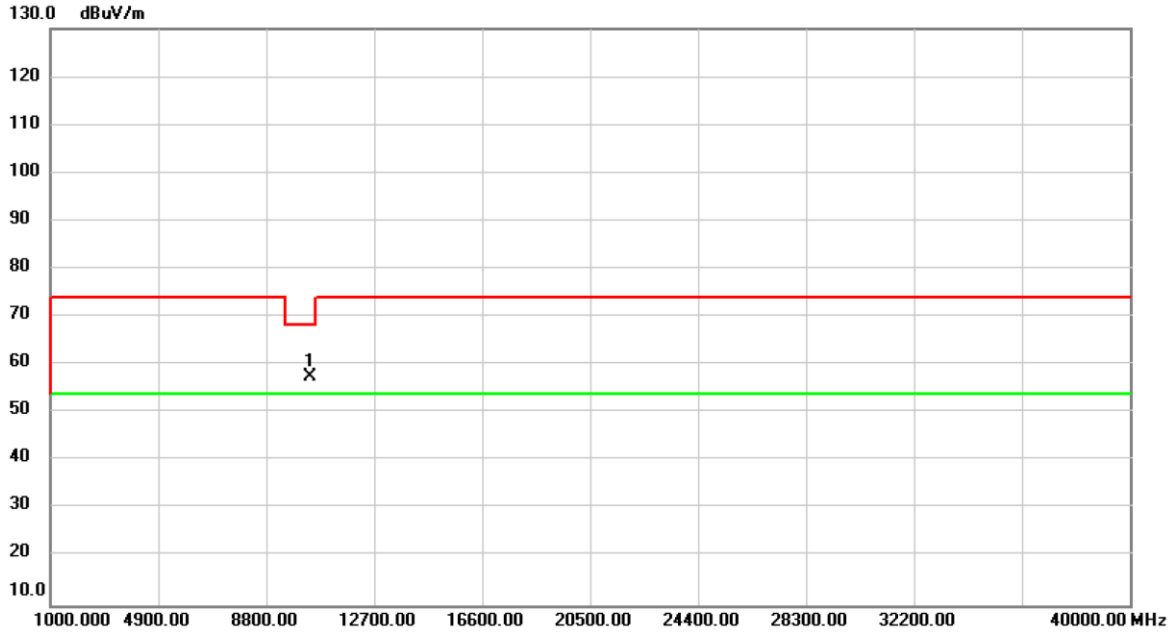

No.	Mk.	Freq.	Reading Level	Correct Factor	Measure-ment	Limit	Margin		
		MHz	dBuV	dB	dBuV/m	dBuV/m	dB	Detector	Comment
1	*	10360.00	54.61	2.83	57.44	68.20	-10.76	peak	

REMARKS:
(1) Measurement Value = Reading Level + Correct Factor.
(2) Margin Level = Measurement Value - Limit Value.

Test Mode	IEEE 802.11ax (HEW20)_Internal Antenna	Test Date	2019/12/12
Test Frequency	CH40: 5200 MHz	Polarization	Vertical

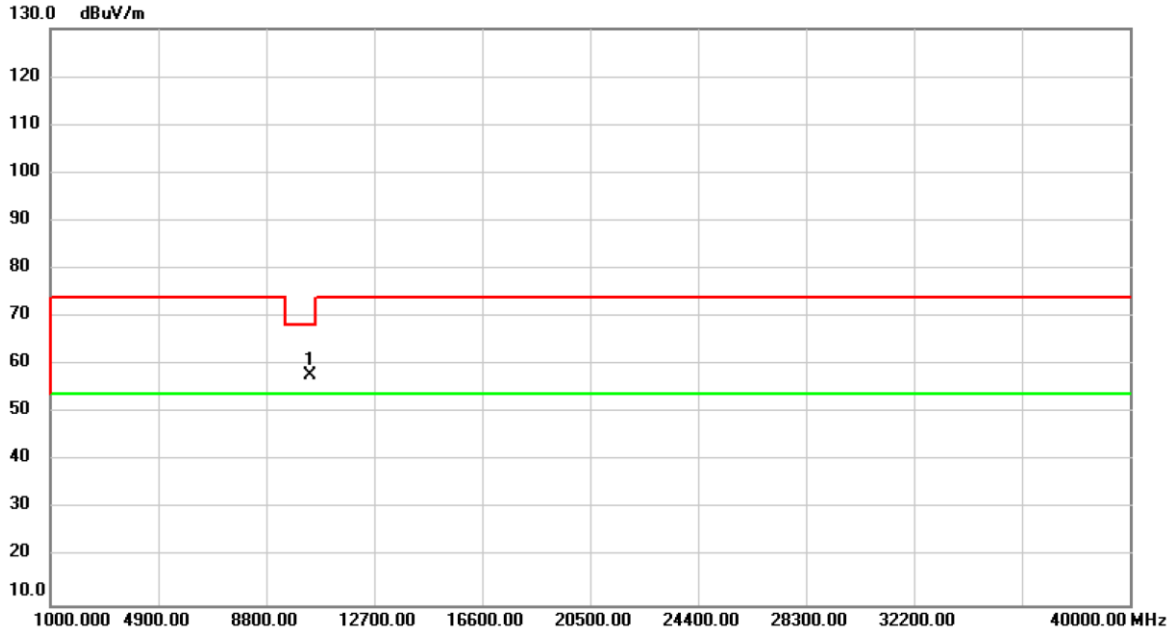

No.	Mk.	Freq.	Reading Level	Correct Factor	Measure-ment	Limit	Margin		
		MHz	dBuV	dB	dBuV/m	dBuV/m	dB	Detector	Comment
1	*	10400.00	55.11	2.89	58.00	68.20	-10.20	peak	

REMARKS:
(1) Measurement Value = Reading Level + Correct Factor.
(2) Margin Level = Measurement Value - Limit Value.

Test Mode	IEEE 802.11ax (HEW20)_Internal Antenna	Test Date	2019/12/12
Test Frequency	CH40: 5200 MHz	Polarization	Horizontal

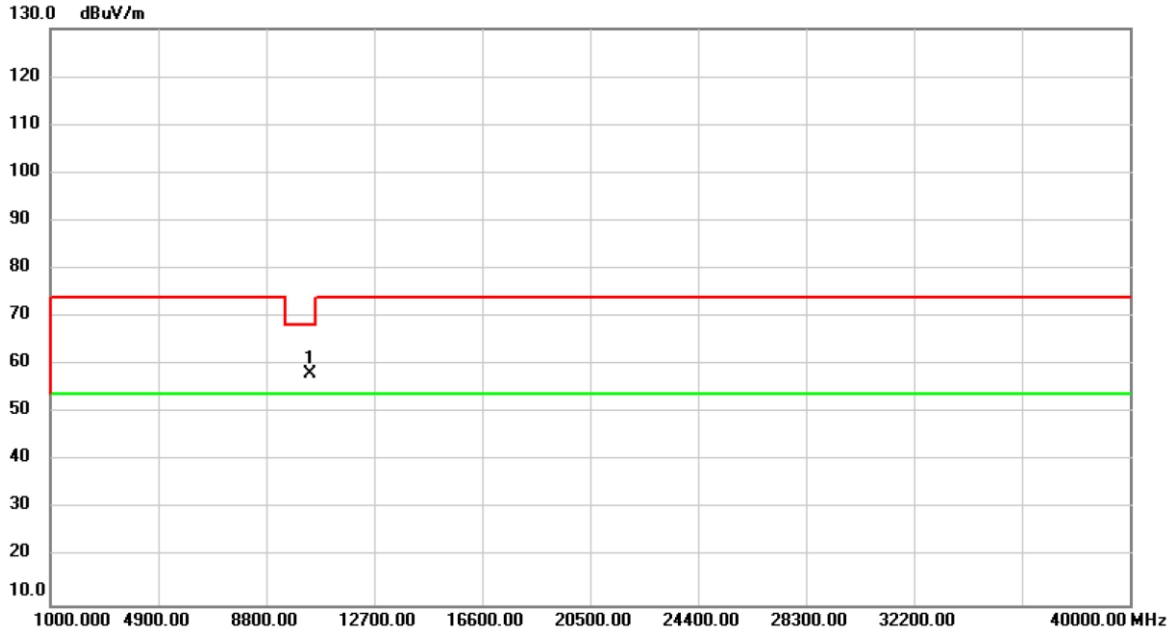

No.	Mk.	Freq.	Reading Level	Correct Factor	Measure-ment	Limit	Margin		
		MHz	dBuV	dB	dBuV/m	dBuV/m	dB	Detector	Comment
1	*	10400.00	55.24	2.89	58.13	68.20	-10.07	peak	

REMARKS:
(1) Measurement Value = Reading Level + Correct Factor.
(2) Margin Level = Measurement Value - Limit Value.

Test Mode	IEEE 802.11ax (HEW20)_Internal Antenna	Test Date	2019/12/12
Test Frequency	CH48: 5240 MHz	Polarization	Vertical

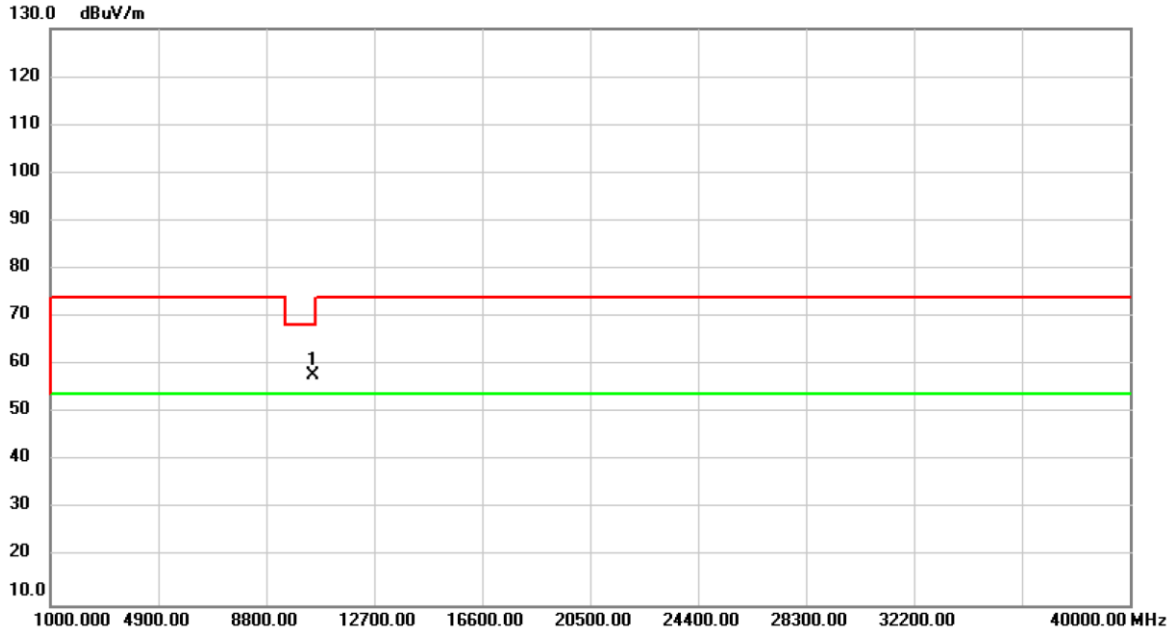

No.	Mk.	Freq.	Reading Level	Correct Factor	Measure-ment	Limit	Margin		
		MHz	dBuV	dB	dBuV/m	dBuV/m	dB	Detector	Comment
1	*	10480.00	54.92	3.00	57.92	68.20	-10.28	peak	

REMARKS:
(1) Measurement Value = Reading Level + Correct Factor.
(2) Margin Level = Measurement Value - Limit Value.

Test Mode	IEEE 802.11ax (HEW20)_Internal Antenna	Test Date	2019/12/12
Test Frequency	CH48: 5240 MHz	Polarization	Horizontal

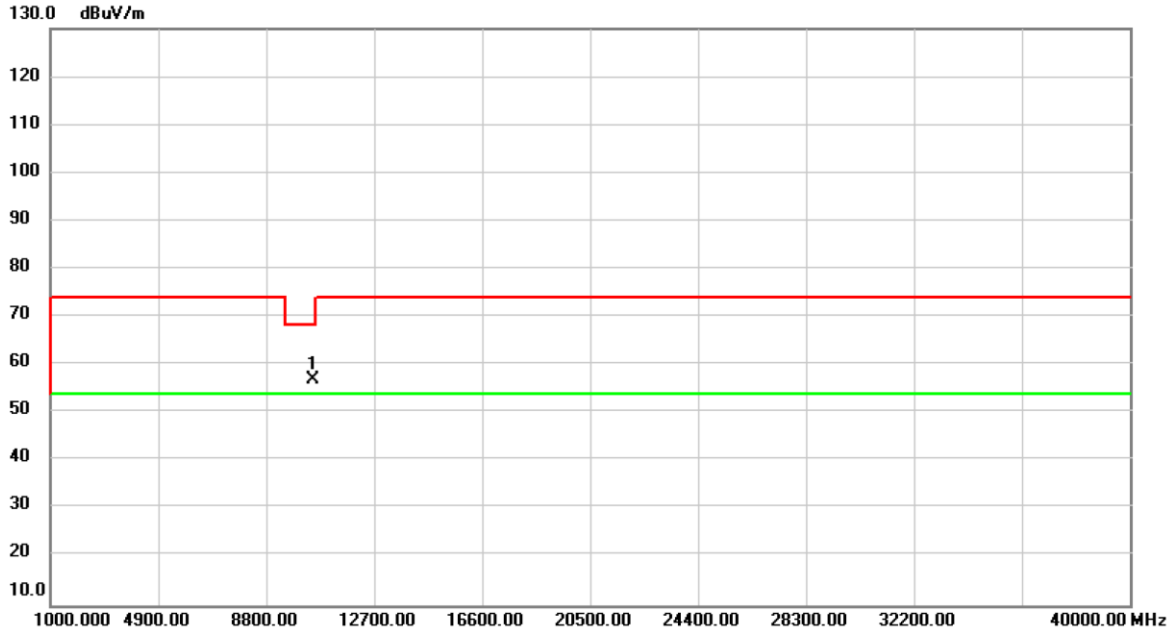

No.	Mk.	Freq.	Reading Level	Correct Factor	Measure-ment	Limit	Margin		
		MHz	dBuV	dB	dBuV/m	dBuV/m	dB	Detector	Comment
1	*	10480.00	53.91	3.00	56.91	68.20	-11.29	peak	

REMARKS:
(1) Measurement Value = Reading Level + Correct Factor.
(2) Margin Level = Measurement Value - Limit Value.

Test Mode	IEEE 802.11ax (HEW20)_Internal Antenna	Test Date	2019/12/12
Test Frequency	CH149: 5745 MHz	Polarization	Vertical

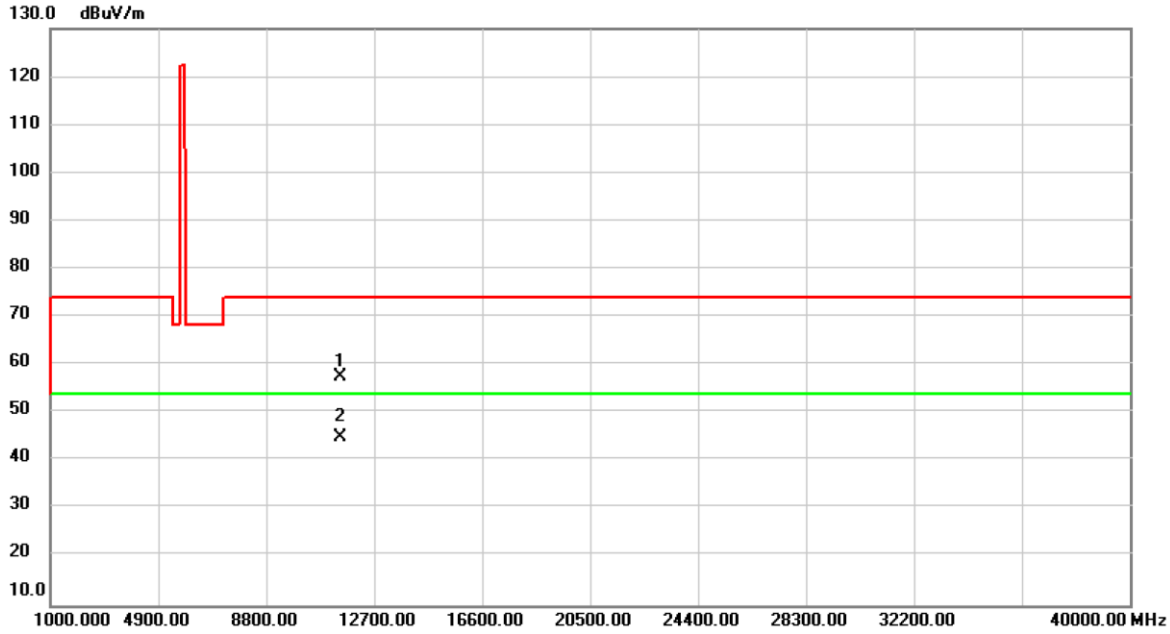

No.	Mk.	Freq.	Reading Level	Correct Factor	Measure-ment	Limit	Margin		
		MHz	dBuV	dB	dBuV/m	dBuV/m	dB	Detector	Comment
1		11490.00	53.62	3.89	57.51	74.00	-16.49	peak	
2	*	11490.00	41.06	3.89	44.95	54.00	-9.05	AVG	

REMARKS:
(1) Measurement Value = Reading Level + Correct Factor.
(2) Margin Level = Measurement Value - Limit Value.

Test Mode	IEEE 802.11ax (HEW20)_Internal Antenna	Test Date	2019/12/12
Test Frequency	CH149: 5745 MHz	Polarization	Horizontal

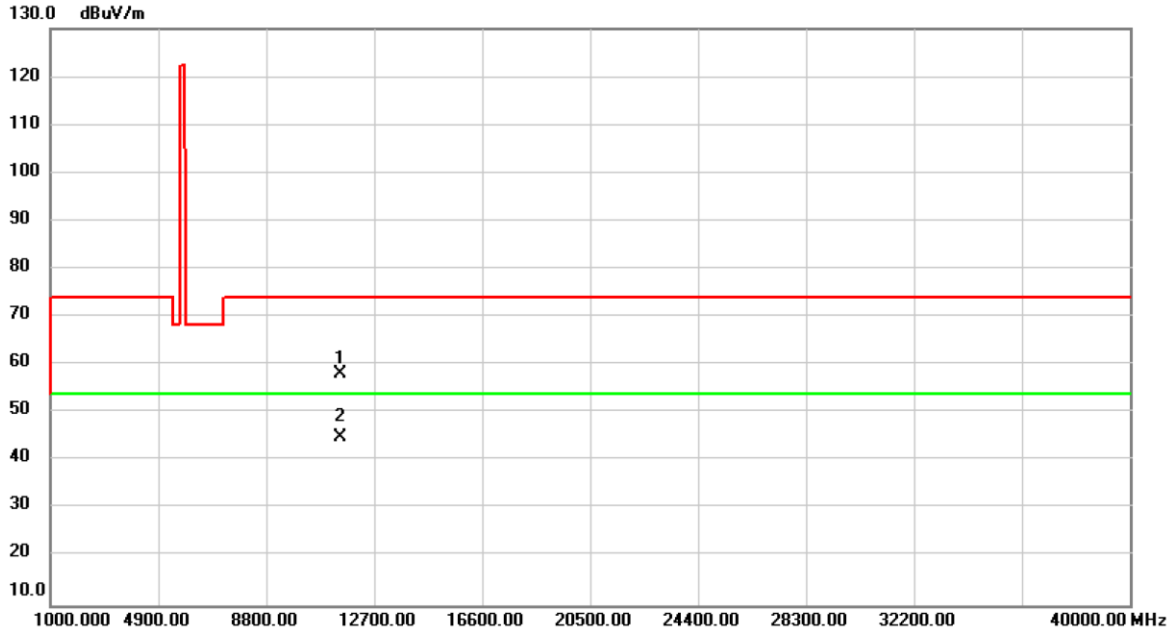

No.	Mk.	Freq.	Reading Level	Correct Factor	Measure-ment	Limit	Margin		
		MHz	dBuV	dB	dBuV/m	dBuV/m	dB	Detector	Comment
1		11490.00	54.30	3.89	58.19	74.00	-15.81	peak	
2	*	11490.00	41.19	3.89	45.08	54.00	-8.92	AVG	

REMARKS:
(1) Measurement Value = Reading Level + Correct Factor.
(2) Margin Level = Measurement Value - Limit Value.

Test Mode	IEEE 802.11ax (HEW20)_Internal Antenna	Test Date	2019/12/12
Test Frequency	CH157: 5785 MHz	Polarization	Vertical

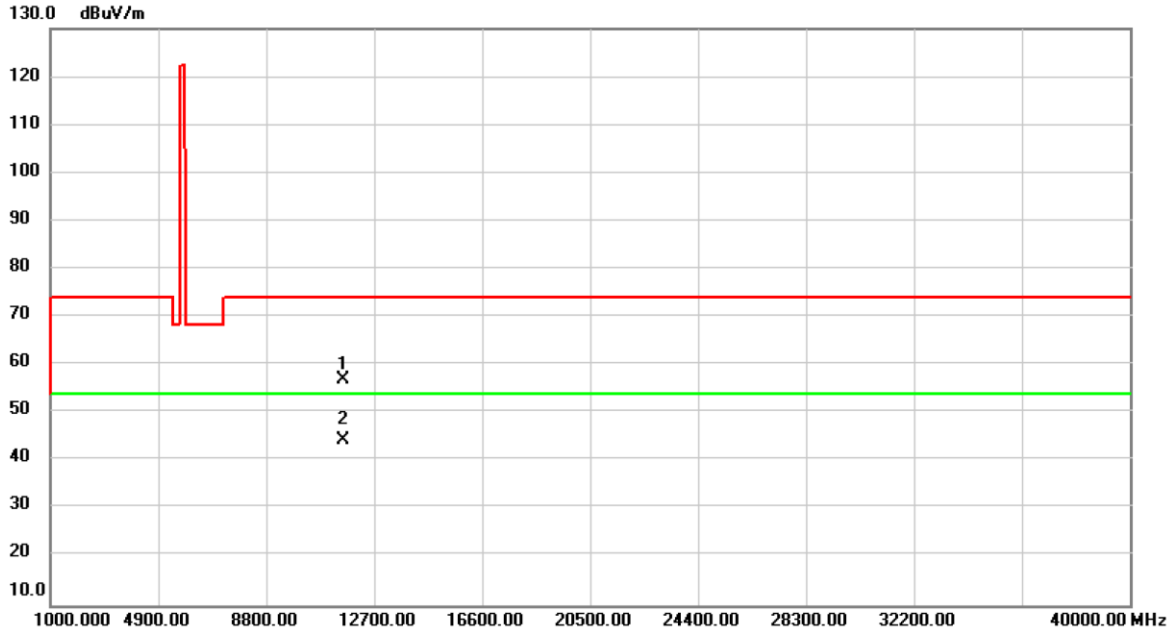

No.	Mk.	Freq.	Reading Level	Correct Factor	Measure-ment	Limit	Margin		
		MHz	dBuV	dB	dBuV/m	dBuV/m	dB	Detector	Comment
1		11570.00	53.42	3.57	56.99	74.00	-17.01	peak	
2	*	11570.00	40.64	3.57	44.21	54.00	-9.79	AVG	

REMARKS:
(1) Measurement Value = Reading Level + Correct Factor.
(2) Margin Level = Measurement Value - Limit Value.

Test Mode	IEEE 802.11ax (HEW20)_Internal Antenna	Test Date	2019/12/12
Test Frequency	CH157: 5785 MHz	Polarization	Horizontal

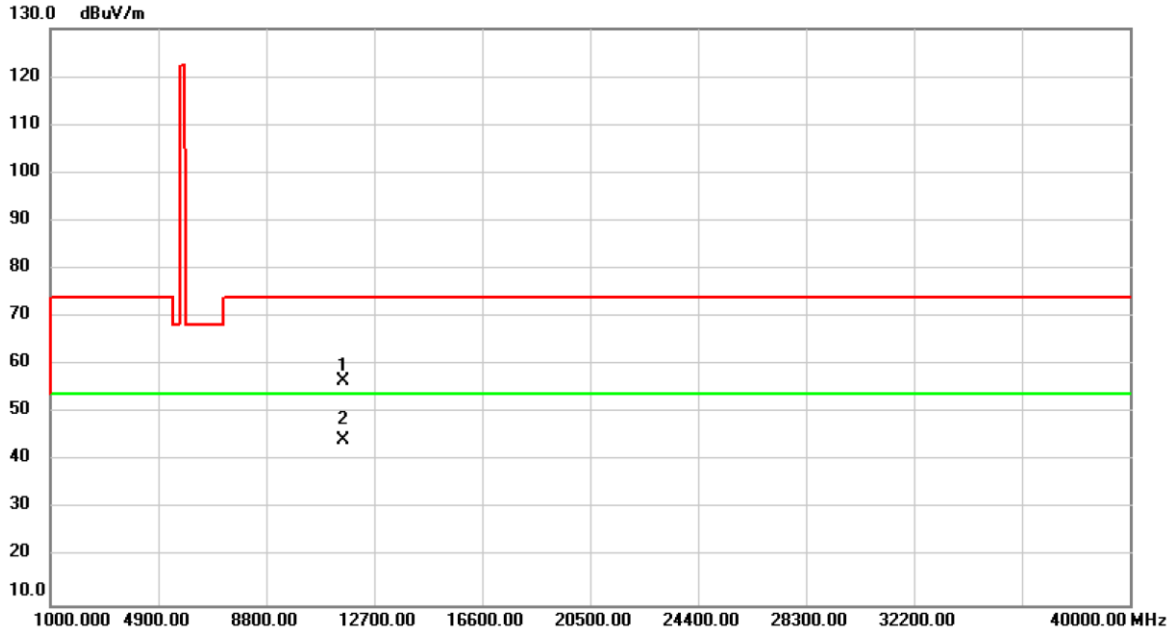

No.	Mk.	Freq.	Reading Level	Correct Factor	Measure-ment	Limit	Margin		
		MHz	dBuV	dB	dBuV/m	dBuV/m	dB	Detector	Comment
1		11570.00	53.11	3.57	56.68	74.00	-17.32	peak	
2	*	11570.00	40.64	3.57	44.21	54.00	-9.79	AVG	

REMARKS:
(1) Measurement Value = Reading Level + Correct Factor.
(2) Margin Level = Measurement Value - Limit Value.

Test Mode	IEEE 802.11ax (HEW20)_Internal Antenna	Test Date	2019/12/12
Test Frequency	CH165: 5825 MHz	Polarization	Vertical

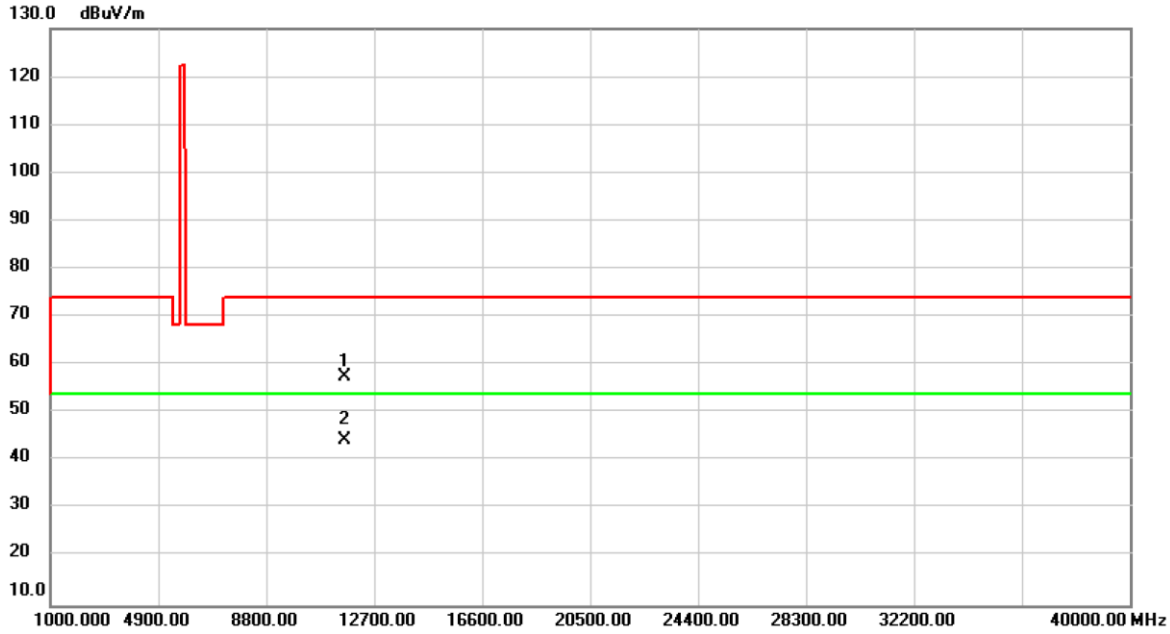

No.	Mk.	Freq.	Reading Level	Correct Factor	Measure-ment	Limit	Margin		
		MHz	dBuV	dB	dBuV/m	dBuV/m	dB	Detector	Comment
1		11650.00	54.42	3.18	57.60	74.00	-16.40	peak	
2	*	11650.00	41.14	3.18	44.32	54.00	-9.68	AVG	

REMARKS:
(1) Measurement Value = Reading Level + Correct Factor.
(2) Margin Level = Measurement Value - Limit Value.

Test Mode	IEEE 802.11ax (HEW20)_Internal Antenna	Test Date	2019/12/12
Test Frequency	CH165: 5825 MHz	Polarization	Horizontal

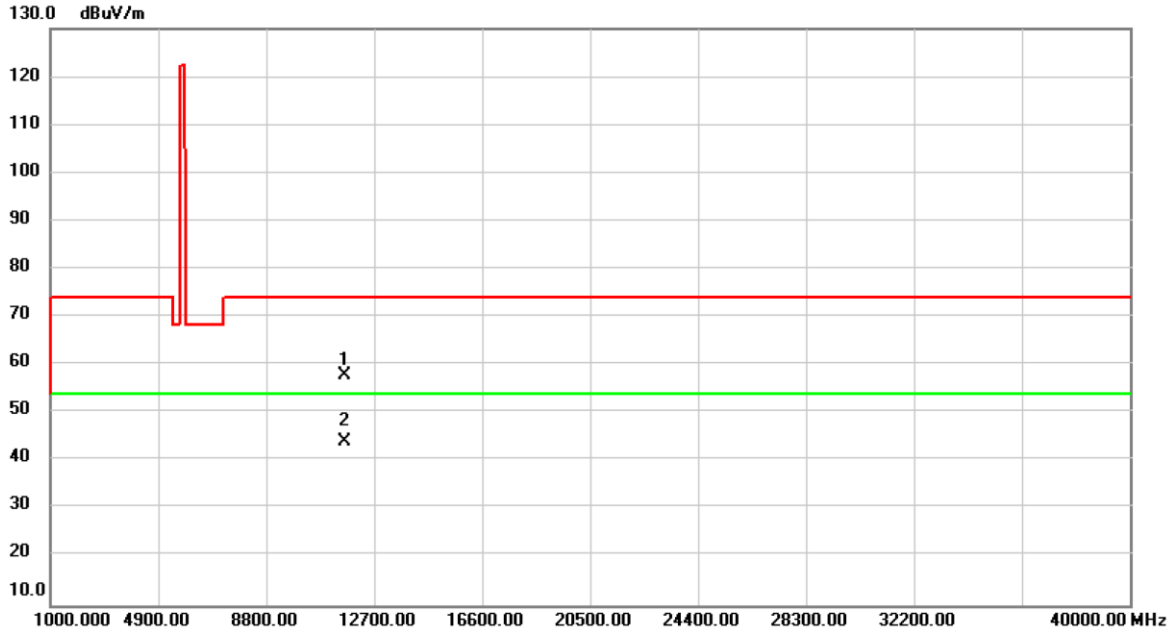

No.	Mk.	Freq.	Reading Level	Correct Factor	Measure-ment	Limit	Margin		
		MHz	dBuV	dB	dBuV/m	dBuV/m	dB	Detector	Comment
1		11650.00	54.76	3.18	57.94	74.00	-16.06	peak	
2	*	11650.00	40.92	3.18	44.10	54.00	-9.90	AVG	

REMARKS:
(1) Measurement Value = Reading Level + Correct Factor.
(2) Margin Level = Measurement Value - Limit Value.

Test Mode	IEEE 802.11ax (HEW40)_Internal Antenna	Test Date	2019/12/12
Test Frequency	CH38: 5190 MHz	Polarization	Vertical

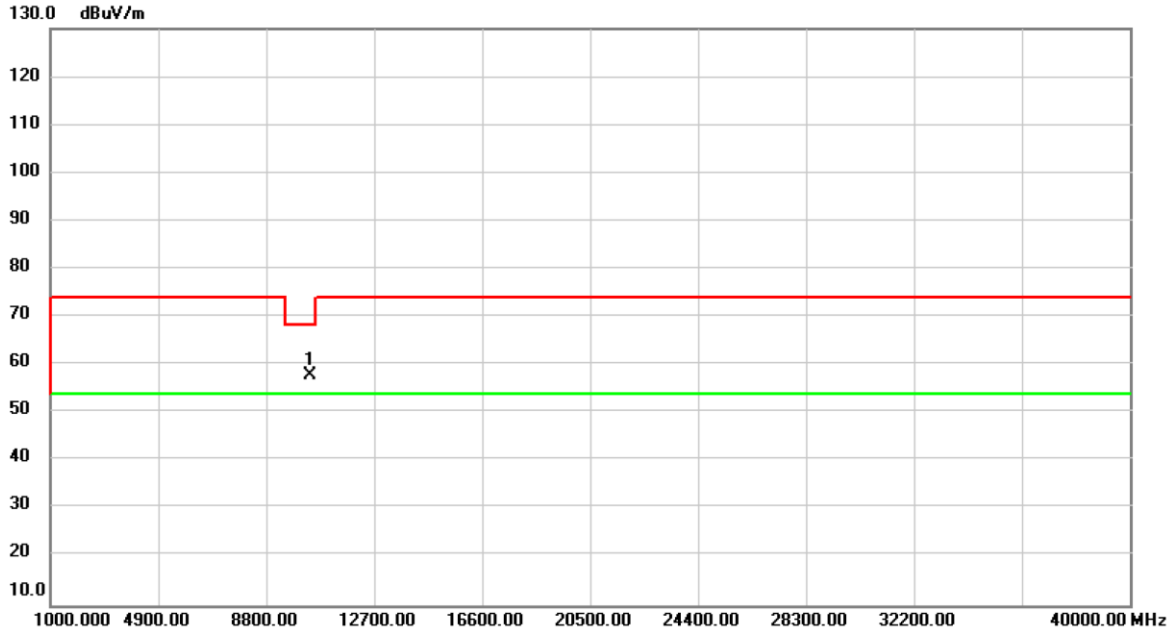

No.	Mk.	Freq.	Reading Level	Correct Factor	Measure-ment	Limit	Margin		
		MHz	dBuV	dB	dBuV/m	dBuV/m	dB	Detector	Comment
1	*	10380.00	55.09	2.85	57.94	68.20	-10.26	peak	

REMARKS:
(1) Measurement Value = Reading Level + Correct Factor.
(2) Margin Level = Measurement Value - Limit Value.

Test Mode	IEEE 802.11ax (HEW40)_Internal Antenna	Test Date	2019/12/12
Test Frequency	CH38: 5190 MHz	Polarization	Horizontal

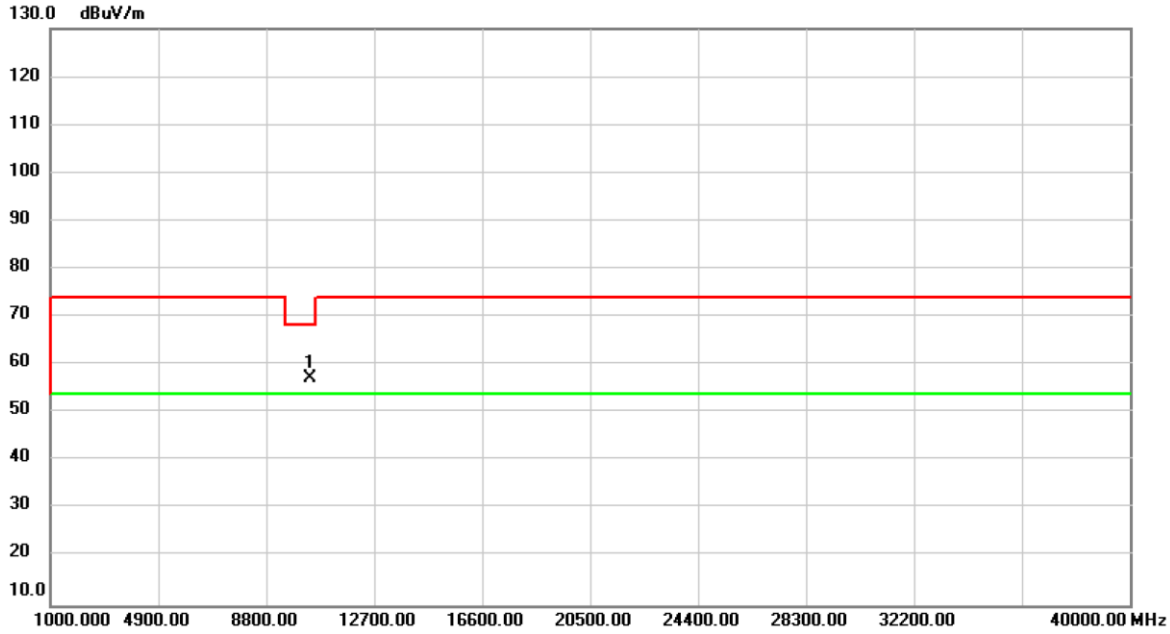

No.	Mk.	Freq.	Reading Level	Correct Factor	Measure-ment	Limit	Margin		
		MHz	dBuV	dB	dBuV/m	dBuV/m	dB	Detector	Comment
1	*	10380.00	54.38	2.85	57.23	68.20	-10.97	peak	

REMARKS:
(1) Measurement Value = Reading Level + Correct Factor.
(2) Margin Level = Measurement Value - Limit Value.

Test Mode	IEEE 802.11ax (HEW40)_Internal Antenna	Test Date	2019/12/12
Test Frequency	CH46: 5230 MHz	Polarization	Vertical

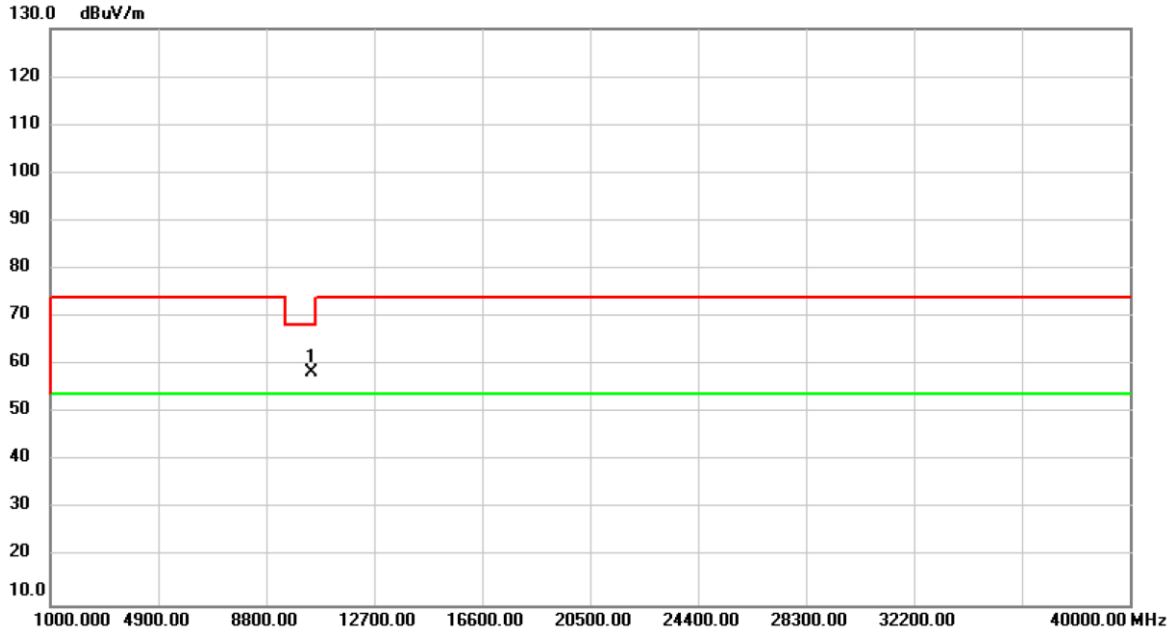

No.	Mk.	Freq.	Reading Level	Correct Factor	Measure-ment	Limit	Margin		
		MHz	dBuV	dB	dBuV/m	dBuV/m	dB	Detector	Comment
1	*	10460.00	55.33	2.98	58.31	68.20	-9.89	peak	

REMARKS:
(1) Measurement Value = Reading Level + Correct Factor.
(2) Margin Level = Measurement Value - Limit Value.

Test Mode	IEEE 802.11ax (HEW40)_Internal Antenna	Test Date	2019/12/12
Test Frequency	CH46: 5230 MHz	Polarization	Horizontal

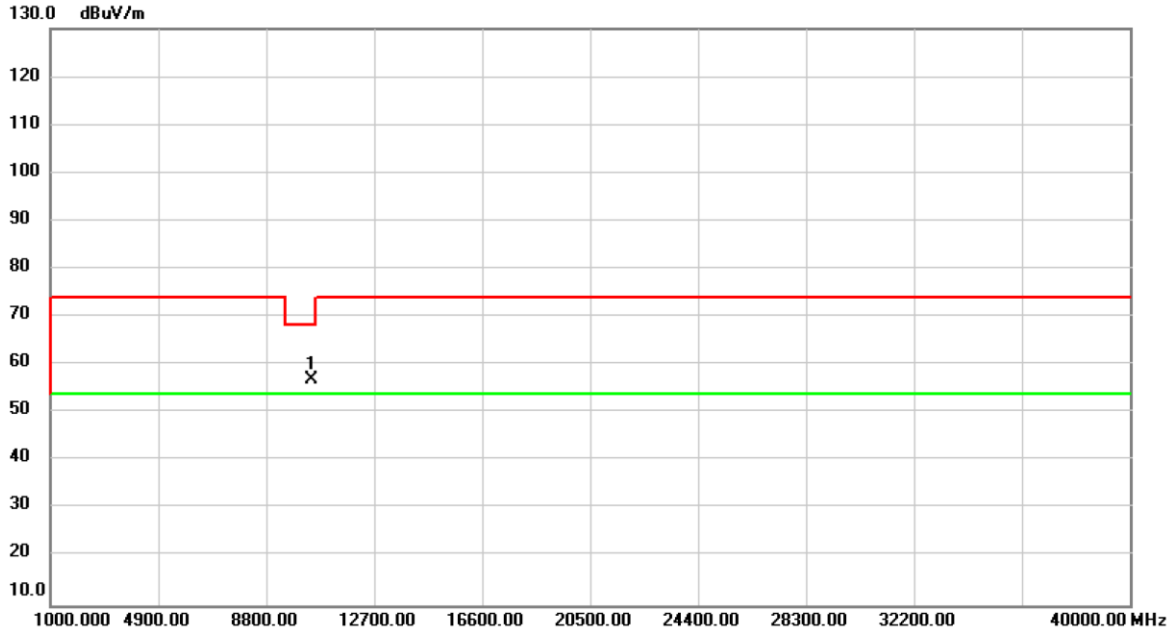

No.	Mk.	Freq.	Reading Level	Correct Factor	Measure-ment	Limit	Margin		
		MHz	dBuV	dB	dBuV/m	dBuV/m	dB	Detector	Comment
1	*	10460.00	53.97	2.98	56.95	68.20	-11.25	peak	

REMARKS:
(1) Measurement Value = Reading Level + Correct Factor.
(2) Margin Level = Measurement Value - Limit Value.

Test Mode	IEEE 802.11ax (HEW40)_Internal Antenna	Test Date	2019/12/12
Test Frequency	CH151: 5755 MHz	Polarization	Vertical

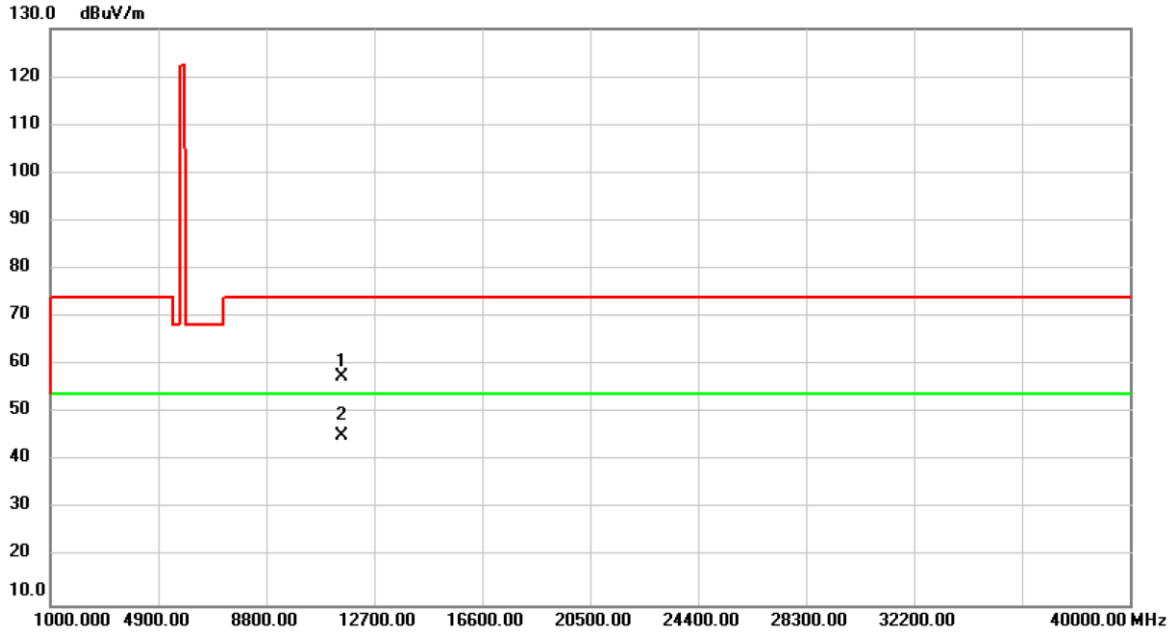

No.	Mk.	Freq.	Reading Level	Correct Factor	Measure-ment	Limit	Margin		
		MHz	dBuV	dB	dBuV/m	dBuV/m	dB	Detector	Comment
1		11510.00	53.55	3.86	57.41	74.00	-16.59	peak	
2	*	11510.00	41.24	3.86	45.10	54.00	-8.90	AVG	

REMARKS:
(1) Measurement Value = Reading Level + Correct Factor.
(2) Margin Level = Measurement Value - Limit Value.