

AT5020 Series

Multilayer Chip Antenna

Features

- ❖ Monolithic SMD with small, low-profile and light-weight type.
- ❖ Wide bandwidth

Applications

- ❖ Bluetooth/Wireless LAN/Home RF
- ❖ ISM band 2.4GHz applications



Specifications

Part Number	Frequency Range (MHz)	Peak Gain (XZ-V)	Average Gain (XZ-V)	VSWR	Impedance
AT5020 -B2R8HAA_	2400 ~ 2500	0 dBi typ.	-1 dBi typ.	2 max.	50 Ω

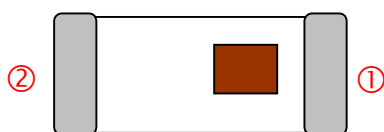
Q'ty/Reel (pcs) : 2,000pcs
 Operating Temperature Range : -40 ~ +85 °C
 Storage Temperature Range : -40 ~ +85 °C
 Power Capacity : 3W max.

Part Number

AT **5020** - **B** **2R8** **HAA** **□** **□**
 ① ② ③ ④ ⑤ ⑥ ⑦

① Type	AT : Antenna	② Dimensions (L x W)	5.0x 2.0 mm
③ Material Code	B	④ Frequency Range	2R8=2800MHz
⑤ Specification Code	HAA	⑥ Packaging	T: Tape & Reel B: Bulk
⑦ Soldering	=lead-containing /LF=lead-free		

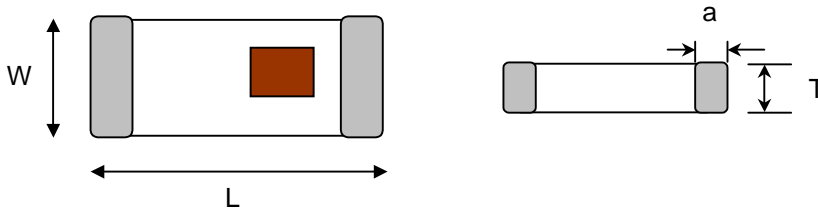
Terminal Configuration



No.	Terminal Name	No.	Terminal Name
①	Feeding Point	②	NC

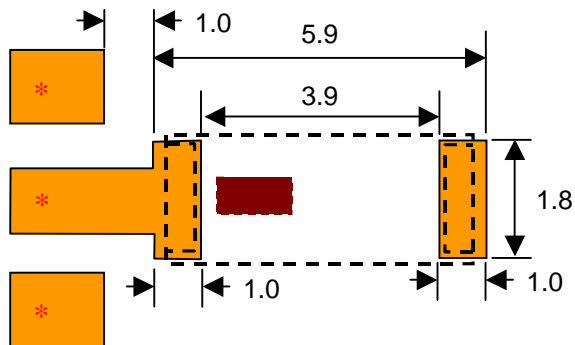
Dimensions and Recommended PC Board Pattern

Unit : mm

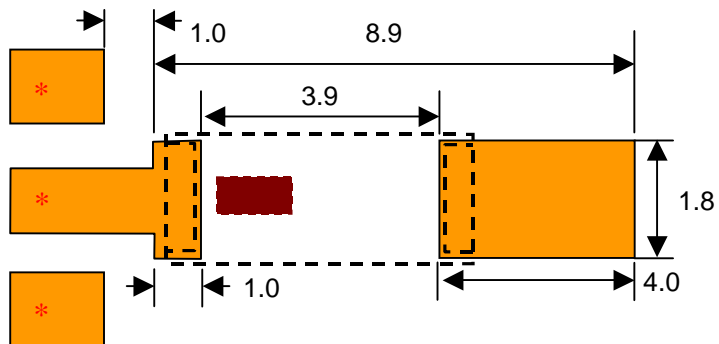


Mark	L	W	T	a
Dimensions	5.0±0.2	2.0±0.2	1.1±0.2	0.5±0.3

(a) Without Matching Circuits



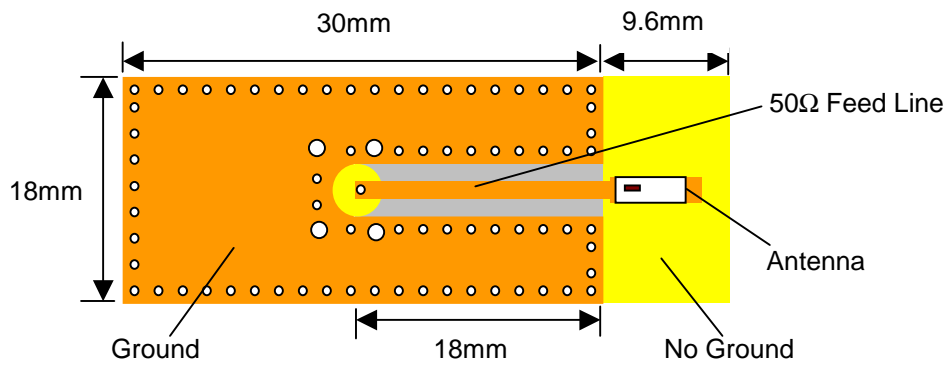
(b) With Matching Circuits



*Line width should be designed to match 50Ω characteristic impedance, depending on PCB material and thickness.

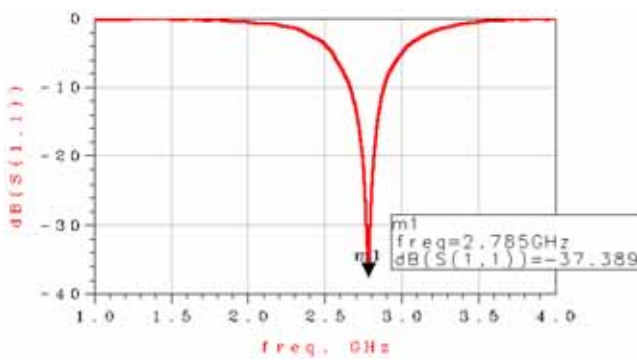
Typical Electrical Characteristics (T=25°C)

❖ Test Board

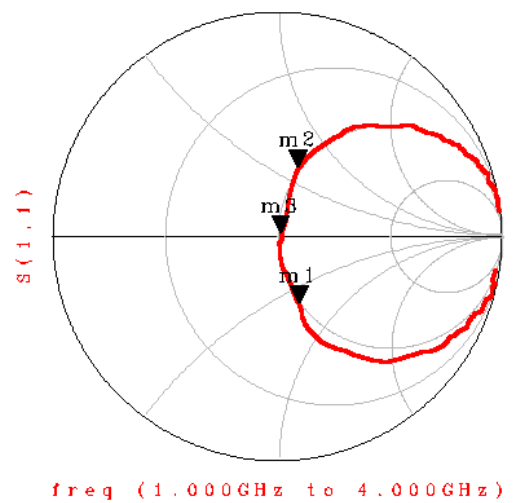
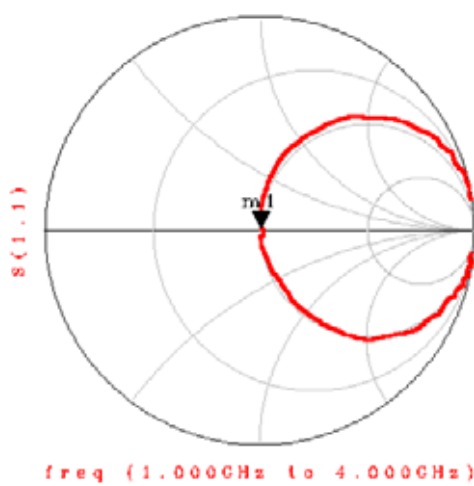
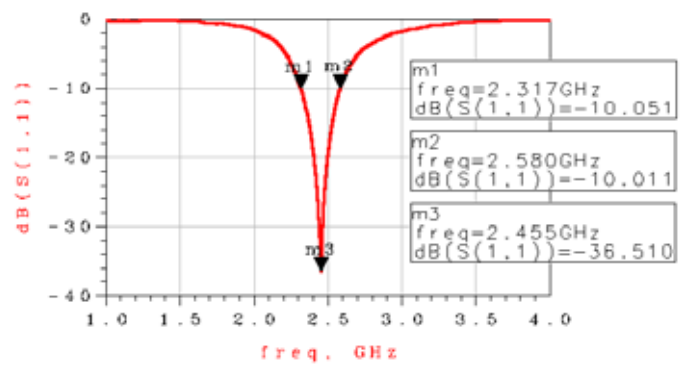


❖ Return Loss

(a) Without Matching Circuits

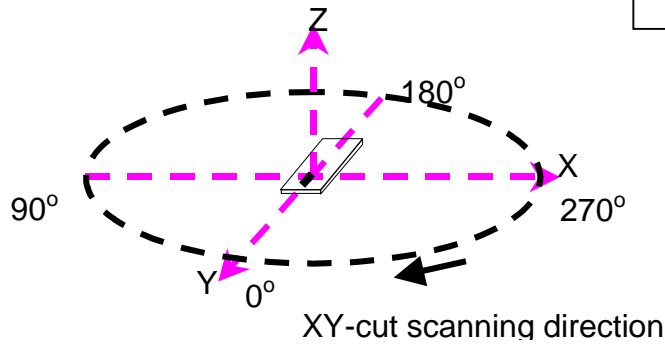


(b) With Matching Circuits

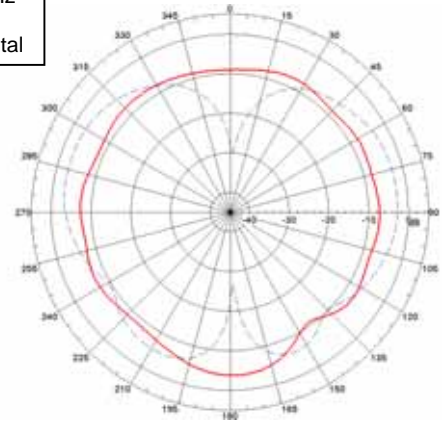


Radiation Patterns

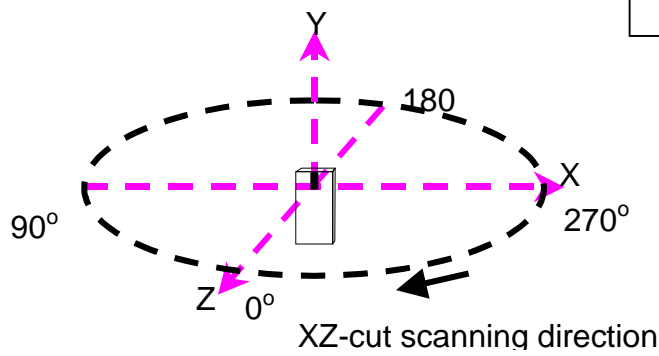
XY-V/XY-H



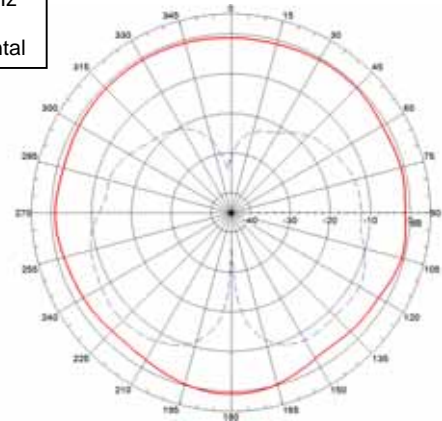
XY cut @2.45GHz
— Vertical
- - - Horizontal



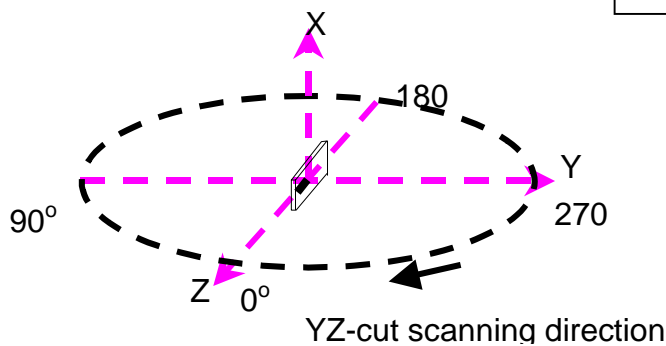
XZ-V/XZ-H



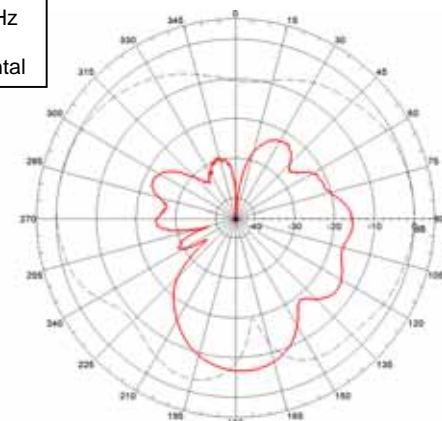
XZ cut @2.45GHz
— Vertical
- - - Horizontal



YZ-V/YZ-H



XY cut @2.45GHz
— Vertical
- - - Horizontal



Advanced Ceramic X Corp.

16 Tzu Chiang Road, Hsinchu Industrial District Hsinchu Hsien 303, Taiwan

TEL:886-3-5987008 FAX:886-3-5987001

E-mail: acx@acxc.com.tw <http://www.acxc.com.tw>