



Prüfbericht - Nr.: 17018980 001		Seite 1 von 283
<i>Test Report No.:</i>		<i>Page 1 of 283</i>
Auftraggeber: <i>Client:</i>	D-Link Corporation No. 289, Shinhu 3rd Rd., Neihu District, Taipei City 114, Taiwan, R.O.C.	
Gegenstand der Prüfung: <i>Test item:</i>	Wi-Fi Invite Home Router	
Bezeichnung: <i>Identification:</i>	RF-HTN104	Serien-Nr.: n.a. <i>Serial No.:</i>
Wareneingangs-Nr.: <i>Receipt No.:</i>	163071680	Eingangsdatum: 2010-12-09 <i>Date of receipt:</i>
Prüfort: <i>Testing location:</i>	Electronics Testing Center, Taiwan No.8, Lane 29, Wenming RD., Leshan Tsuen, Guishan Shiang, Taoyuan County, Taiwan 33383 FCC Registration No.: 392735 Test site Industry Canada No.: 2949A	
Prüfgrundlage: <i>Test specification:</i>	FCC CFR47 Part 15: Subpart C Section 15.247 FCC CFR47 Part 15: Subpart E Section 15.407 FCC CFR47 Part 15: Subpart C Section 15.207 FCC CFR47 Part 15: Subpart C Section 15.209	
Prüfergebnis: <i>Test Result:</i>	Der Prüfgegenstand entspricht oben genannter Prüfgrundlage(n). <i>The test item passed the test specification(s).</i>	
Prüflaboratorium: <i>Testing Laboratory:</i>	TÜV Rheinland (Shenzhen) Co., Ltd.	
geprüft/ tested by:	kontrolliert/ reviewed by:	
		
2011-01-15 <i>Date</i>	Tongle Lee/Project Engineer <i>Name/Position</i>	2011-01-20 <i>Date</i>
<i>Unterschrift</i> <i>Signature</i>	<i>Unterschrift</i> <i>Signature</i>	Shawn Peng/Manager <i>Name/Position</i>
Sonstiges/ Other Aspects:		
Abkürzungen:	P(ass) = entspricht Prüfgrundlage F(ail) = entspricht nicht Prüfgrundlage N/A = nicht anwendbar NIT = nicht getestet	Abbreviations: P(ass) = passed F(ail) = failed N/A = not applicable NIT = not tested
Dieser Prüfbericht bezieht sich nur auf das o.g. Prüfmuster und darf ohne Genehmigung der Prüfstelle nicht auszugsweise vervielfältigt werden. Dieser Bericht berechtigt nicht zur Verwendung eines Prüfzeichens. <i>This test report relates to the a. m. test sample. Without permission of the test center this test report is not permitted to be duplicated in extracts. This test report does not entitle to carry any safety mark on this or similar products.</i>		

TEST SUMMARY

5.1.1 ANTENNA REQUIREMENT*RESULT: Passed***5.1.2 PEAK OUTPUT POWER***RESULT: Passed***5.1.3 6dB BANDWIDTH AND 99% BANDWIDTH***RESULT: Passed***5.1.4 CONDUCTED SPURIOUS EMISSIONS IN 100KHZ BANDWIDTH***RESULT: Passed***5.1.5 POWER SPECTRAL DENSITY***RESULT: Passed***5.1.6 SPURIOUS EMISSION***RESULT: Passed***5.1.7 CONDUCTED EMISSIONS***RESULT: Passed***5.2.1 ANTENNA REQUIREMENT***RESULT: Passed***5.2.2 26dB BANDWIDTH AND 99% BANDWIDTH***RESULT: Passed***5.2.3 PEAK OUTPUT POWER***RESULT: Passed***5.2.4 POWER SPECTRAL DENSITY***RESULT: Passed***5.2.5 PEAK POWER EXCURSION***RESULT: Passed***5.2.6 RF CONDUCTED SPURIOUS EMISSIONS***RESULT: Passed***5.2.7 SPURIOUS EMISSION***RESULT: Passed*

Contents

1.	GENERAL REMARKS	4
1.1	COMPLEMENTARY MATERIALS	4
2.	TEST SITES	4
2.1	TEST FACILITIES	4
2.2	LIST OF TEST AND MEASUREMENT INSTRUMENTS.....	5
2.3	TRACEABILITY	6
2.4	CALIBRATION	6
2.5	MEASUREMENT UNCERTAINTY.....	6
2.6	LOCATION OF ORIGINAL DATA.....	6
2.7	STATUS OF FACILITY USED FOR TESTING.....	6
3.	GENERAL PRODUCT INFORMATION	7
3.1	PRODUCT FUNCTION AND INTENDED USE.....	7
3.2	RATINGS AND SYSTEM DETAILS	7
3.3	INDEPENDENT OPERATION MODES	9
3.4	NOISE GENERATING AND NOISE SUPPRESSING PARTS	10
3.5	SUBMITTED DOCUMENTS	10
4.	TEST SET-UP AND OPERATION MODES	10
4.1	PRINCIPLE OF CONFIGURATION SELECTION.....	10
4.2	TEST OPERATION AND TEST SOFTWARE	10
4.3	SPECIAL ACCESSORIES AND AUXILIARY EQUIPMENT	11
4.4	COUNTERMEASURES TO ACHIEVE EMC COMPLIANCE.....	11
4.5	TEST SETUP DIAGRAM	12
5.	TEST RESULTS	14
5.1	TRANSMITTER REQUIREMENT & TEST SUITES – FCC PART 15 SUBPART C	14
5.1.1	<i>Antenna Requirement.....</i>	<i>14</i>
5.1.2	<i>Peak Output Power.....</i>	<i>15</i>
5.1.3	<i>6dB Bandwidth and 99% Bandwidth.....</i>	<i>17</i>
5.1.4	<i>Conducted Spurious Emissions in 100kHz Bandwidth.....</i>	<i>68</i>
5.1.5	<i>Power Spectral Density.....</i>	<i>161</i>
5.1.6	<i>Spurious Emission</i>	<i>216</i>
5.1.7	<i>Conducted emissions.....</i>	<i>227</i>
5.2	TRANSMITTER REQUIREMENT & TEST SUITES – PART 15 SUBPART E	230
5.2.1	<i>Antenna Requirement.....</i>	<i>230</i>
5.2.2	<i>26dB Bandwidth and 99% Bandwidth.....</i>	<i>231</i>
5.2.3	<i>Peak Output Power.....</i>	<i>235</i>
5.2.4	<i>Power Spectral Density.....</i>	<i>239</i>
5.2.5	<i>Peak Power Excursion.....</i>	<i>245</i>
5.2.6	<i>RF Conducted Spurious Emissions</i>	<i>249</i>
5.2.7	<i>Spurious Emission</i>	<i>274</i>
6.	PHOTOGRAPHS OF THE TEST SET-UP	281

7.	LIST OF TABLES	282
8.	LIST OF PHOTOGRAPHS	283

1. General Remarks

1.1 Complementary Materials

None.

2. Test Sites

2.1 Test Facilities

Electronics Testing Center, Taiwan
(FCC Registration No.: 392735 & Test Site Industry Canada No.: 2949A)

No.8, Lane 29, Wenming RD., Leshan Tsuen, Guishan Shiang, Taoyuan
County, Taiwan 33383

2.2 List of Test and Measurement Instruments

Table 1: List of Test and Measurement Equipment

Kind of Equipment	Manufacturer	Type	S/N	Calibrated until
Spurious Emissions and Radiated Emissions				
EMI Test Receiver	Rohde &Schwarz	ESIB7		2011-07-19
Spectrum Analyzer	Rohde &Schwarz	FSU46		2011-11-25
Horn Antenna	EMCO	3115		2011-07-18
Bilog Antenna Schaffner	Schaffner	CBL 6112B		2011-09-02
Horn Antenna	EMCO	3116		2011-07-16
Pre Amplifier	Hewlett-Packard	8449B		2011-10-10
Radio Frequency Test Suite				
EMI Test Receiver	Rohde & Schwarz	ESCI	100178	2011-01-17
Spectrum Analyzer	Agilent	E4446A		2011-09-26
Power Meter	Agilent	N1922A		2011-11-01
Peak Power Sensor	Agilent	N1912A		2011-11-01
Conducted Emissions				
Receiver	Rohde &Schwarz	ESCS30		2011-09-06
LISN	EMCO	37100/2M		2011-03-04

2.3 Traceability

All measurement equipment calibrations are traceable to NIST or where calibration is performed outside the United States, to equivalent nationally recognized standards organizations.

2.4 Calibration

Equipment requiring calibration is calibrated periodically by the manufacturer or according to manufacturer's specifications. Additionally all equipment is verified for proper performance on a regular basis using in house standards or comparisons.

2.5 Measurement Uncertainty

For a 95% confidence level, the measurement expanded uncertainties for defined systems, in accordance with the recommendations of ISO/IEC 17025 are:

Table 2: Measurement Uncertainty

Items		Extended Uncertainty
CE	Disturbance Voltage (dBuV)	±2.5dB
RE (30-1000MHz)	Field strength (dBuV/m)	±4.4dB
RE (1-18GHz)	Field strength (dBuV/m)	±2.9dB
RE (18-40GHz)	Field strength (dBuV/m)	±3.5dB
Bandwidth	Emission Bandwidth	8.25 × 10 Error! Objects cannot be created from editing field codes.
Power Density	Power Spectral Density	± 1.5dB

2.6 Location of Original Data

The original copies of all test data taken during actual testing were attached of this report and delivered to the applicant. A copy has been retained in the TÜV Rheinland (Shenzhen) file for certification follow-up purposes.

2.7 Status of Facility Used for Testing

The Electronics Testing Center, Taiwan test facility located at No. 8, Lane 29, Wenming RD., Leshan Tsuen, Guishan Shiang, Taoyuan County, Taiwan 33383, R.O.C, Taiwan is listed on the US Federal Communications Commission list of facilities approved to perform measurements.

3. General Product Information

3.1 Product Function and Intended Use

The EUT is Wi-Fi invite home router with 2.4G wireless technology. The RF-HTN104 is a high performance wireless router designed to easily fit into your network and provide you with an easy way to connect all your devices and enjoy multimedia and games throught your home. For details refer to the User Manual and Circuit Diagram.

3.2 Ratings and System Details

Table 3: Rating of EUT

Kind of Equipment:	Wi-Fi Invite Home Router
Type Designation:	RF-HTN104
FCC ID	KA2RFHTN104A1
IC ID	4216A-RFHTN104A1
Rated Input Power	DC 12V (via AC/DC adapter)
Rated input Current	1.25A

Table 4: Technical Specification

Item	Description
Operating Frequency band	2412 ~ 2462 MHz, 5150 ~ 5250MHz, 5725 ~ 5850MHz
Modulation	802.11b: DSSS (CCK, DQPSK, DBPSK) 802.11g: OFDM (64QAM, QPSK, BPSK) 802.11a: OFDM (64QAM, 16QAM, QPSK, BPSK) 802.11n: OFDM (64QAM, 16QAM, QPSK, BPSK)
Data Rate (Mbps)	802.11b: 1, 2, 5.5, 11 802.11g: 6, 9, 12, 18, 24, 36, 48, 54 802.11a: 6, 9, 12, 18, 24, 36, 48, 54 802.11n (20MHz): 6.5, 7.22, 13, 14.44, 19.5, 21.67, 26, 28.89, 39, 43.33, 52, 57.78, 58.5, 65.0, 72.22, 78, 86.67, 104, 115.56, 117, 130, 144.44 802.11n (40MHz): 13.5, 15, 27, 30, 40.5, 45, 54, 60, 81, 90, 108, 120, 121.5, 135, 150, 162, 180, 216, 240, 243, 270, 300
Output Power	2.4GHz and 5.8GHz Band 802.11b: 16.67dBm; 802.11g: 19.96dBm 802.11n HT20: 17.79dBm; 802.11n HT40: 19.76dBm 802.11a: 23.74dBm; 802.11an HT20: 23.12dBm; 802.11an HT40: 28.07dBm 5.2GHz Band: 802.11a: 8.56dBm; 802.11an HT20: 11.33dBm; 802.11an HT40: 16.32
Antenna	Integrated Antenna

Antenna Gain	2.4GHz Band: 4.6dBi for Antenna 1 and Antenna 2 5.8GHz Band: 3.30dBi for Antenna 1 and 3.62dBi for Antenna 2 5.2GHz Band: 2.34dBi for Antenna 1 and 3.72dBi for Antenna 2
--------------	---

Table 5: Carrier Frequency

Frequency Band	Channel No.	Frequency (MHz)	Channel No.	Frequency (MHz)
2412 ~ 2462MHz (802.11b, 802.11g, 802.11n HT20)	1	2412	7	2442
	2	2417	8	2447
	3	2422	9	2452
	4	2427	10	2457
	5	2432	11	2462
	6	2437	--	--

Frequency Band	Channel No.	Frequency (MHz)	Channel No.	Frequency (MHz)
2412 ~ 2462MHz (802.11n HT40)	--	--	7	2442
	--	--	8	2447
	3	2422	9	2452
	4	2427	--	--
	5	2432	--	--
	6	2437	--	--

Frequency Band	Channel No.	Frequency (MHz)	Channel No.	Frequency (MHz)
5725 ~ 5850MHz (802.11a, 802.11an HT20)	149	5745	--	--
	153	5765	--	--
	157	5785	--	--
	161	5805	--	--
	165	5825	--	--

Frequency Band	Channel No.	Frequency (MHz)	Channel No.	Frequency (MHz)
5725 ~ 5850MHz (802.11an HT40)	151	5755	159	5795
	155	5775	--	--
	--	--	--	--

Frequency Band	Channel No.	Frequency (MHz)	Channel No.	Frequency (MHz)
5150 ~ 5250MHz (802.11a, 801.11an HT20)	36	5180	--	--
	40	5200	--	--
	44	5220	--	--
	48	5240	--	--

Frequency Band	Channel No.	Frequency (MHz)	Channel No.	Frequency (MHz)
5150 ~ 52500MHz (802.11an HT40)	38	5190	--	--
	42	5210	--	--
	--	--	--	--

3.3 Independent Operation Modes

The basic operation modes are:

- A. On, transmitting
 - 1. Low channel
 - 2. Middle channel
 - 3. High channel
- B. Standby
- C. Receiving
- D. Off

3.4 Noise Generating and Noise Suppressing Parts

Refer to the Circuit Diagram.

3.5 Submitted Documents

- Bill of Material
- PCB Layout
- Photo Document
- Circuit Diagram
- Instruction Manual
- Rating Label

4. Test Set-up and Operation Modes

4.1 Principle of Configuration Selection

The equipment under test (EUT) was configured to measure its maximum power level. The test modes were adapted accordingly in reference to the instructions for use.

4.2 Test Operation and Test Software

Test operation refers to test setup in chapter 5. All testing were performed according to the procedures in ANSI C63.4: 2003.

During testing, test software 'Duck_1_1_8' was used for setting up different operation modes.

4.3 Special Accessories and Auxiliary Equipment

Table 6: Test Auxiliary Equipments

Description	Manufacturer	Model	Specification
Notebook	HP	nx6320	3.1m*1, Unshielded Power Line / Adapter
Notebook	DELL	1420	2.8m*1, Unshielded Power Line / Adapter
AC/DC adapter	GLOBAL YEOU DIANN Electric Industrial Co., Ltd.	AMS3-1201250FU	Input: 100-240V, 50/60Hz 0.5A/32VA Output: DC 12V, 1.25A

4.4 Countermeasures to achieve EMC Compliance

The test sample which has been tested contained the noise suppression parts as described in the Constructional Data Form or the Technical Construction File. No additional measures were employed to achieve compliance.

4.5 Test Setup Diagram

Diagram of Measurement Configuration for Radiation Test

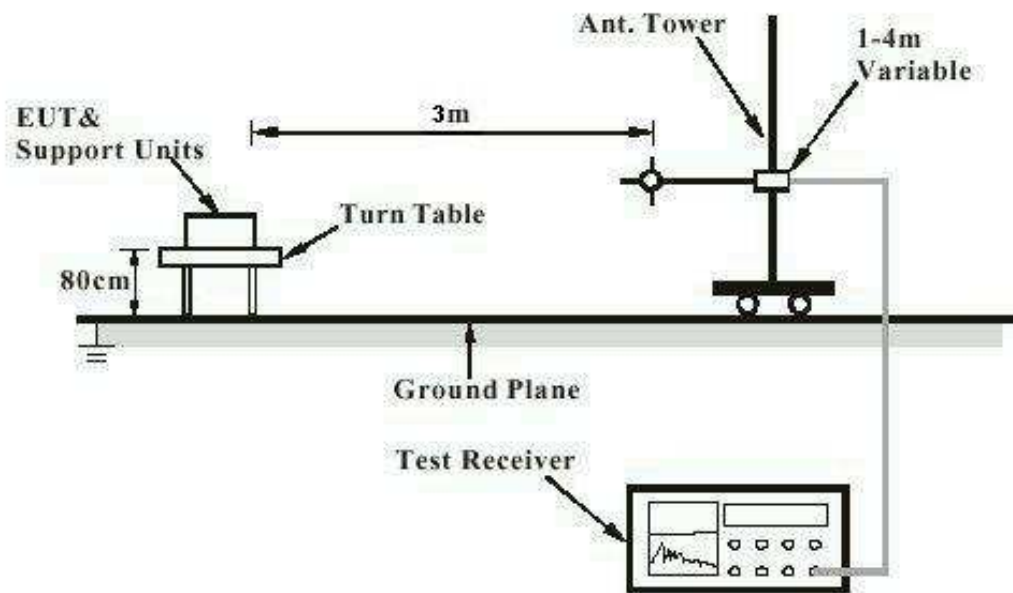


Diagram of Measurement Equipment Configuration for Conduction Measurement

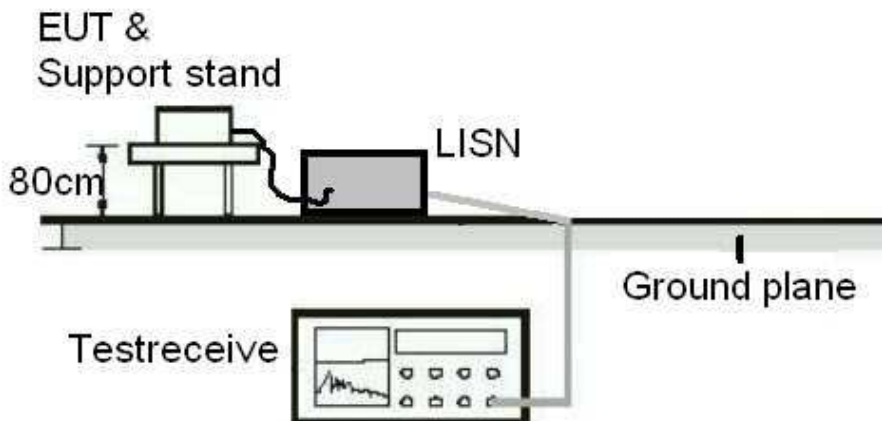
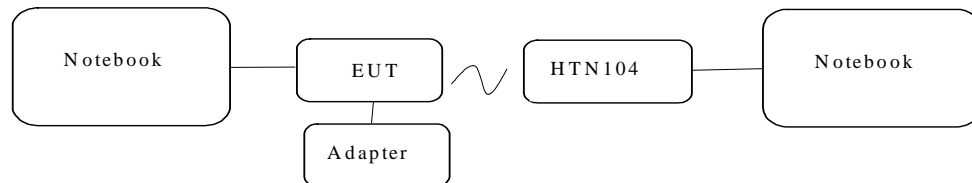


Diagram of Measurement Equipment Configuration for Transmitter Measurement


IEEE 802.11b, 802.11g, 802.11gn HT20 mode:

There are three channels have been tested as following:

Channel	Frequency (MHz)
Low = 1	2412
Middle = 6	2437
High = 11	2462

IEEE 802.11b mode: 1 Mbps data rate is the worse case for full testing.

IEEE 802.11g mode: 6 Mbps data rate is the worse case for full testing.

IEEE 802.11gn HT20 mode: MCS0 6.5 Mbps data rate is the worse case for full testing.

IEEE 802.11gn HT40 mode:

There are three channels have been tested as following:

Channel	Frequency (MHz)
Low = 3	2422
Middle = 6	2437
High = 9	2452

IEEE 802.11gn HT40 mode: MCS0 13.5 Mbps data rate is the worse case for full testing.

IEEE 802.11a, 802.11an HT20 mode:

There are three channels have been tested as following:

Channel	Frequency (MHz)
Low = 149	5745
Middle = 157	5785
High = 165	5825

IEEE 802.11a mode: 6 Mbps data rate is the worse case for full testing.

IEEE 802.11an HT20 mode: MCS0 6.5 Mbps data rate is the worse case for full testing.

IEEE 802.11an HT40 mode:

There are two channels have been tested as following:

Channel	Frequency (MHz)
Low = 151	5755
High = 159	5795

IEEE 802.11an HT40 mode: MCS0 13.5 Mbps data rate is the worse case for full testing.

5. Test Results

5.1 Transmitter Requirement & Test Suites – FCC Part 15 Subpart C

5.1.1 Antenna Requirement

RESULT:
Passed

Test date : 2011-01-03 to 2011-01-10
 Test standard : FCC Part 15.247(b) and Part 15.203
 Limit : the use of antennas with directional gains that do not exceed 6 dBi, if transmitting antennas of directional gain greater than 6 dBi are used, the power shall be reduced by the amount in dB that the directional gain of the antenna exceeds 6 dBi

The maximum gains of each type of antennas for all legacy / SISO modes test.

Band	Ant 1 gain (dBi)	Ant 2 gain (dBi)
2.4 GHz	2.99	2.75
5.8 GHz	4.61	3.68

The antenna combinations for 2x2 (CCD) modes test:

Frequency Band	Antennas combination	Ant 1 gain	Ant 2 gain	$10^{(Ant1/10)}$	$10^{(Ant2/10)}$	$10^{(Ant1/10)} + 10^{(Ant2/10)}$	Combination Gains
2.4GHz HT20&HT40	Ant1/Ant2	2.99	2.75	1.991	1.884	3.875	5.88
5.8GHz HT20&HT40	Ant1/Ant2	4.61	3.68	2.891	2.333	5.224	7.18

5.1.2 Peak Output Power

RESULT:
Passed

Test date : 2010-12-29 to 2011-01-10
 Test standard : FCC Part 15.247(b)(3)
 Basic standard : ANSI C63.4: 2003
 Limit : 1 Watt
 Kind of test site : Shielded room

Test setup

Test Channel : Low/ Middle/ High
 Operation Mode : A
 Ambient temperature : 20°C
 Relative humidity : 56%
 Atmospheric pressure : 101.0 kPa

Table 7: Test result of Peak Output Power, 802.11b

Channel	Channel Frequency (MHz)	Peak Output Power		Limit (W)
		(dBm)	(W)	
Low Channel	2412	16.67	0.046398	1
Middle Channel	2437	16.20	0.041677	1
High Channel	2462	15.89	0.038788	1

Table 8: Test result of Peak Output Power, 802.11g

Channel	Channel Frequency (MHz)	Peak Output Power					Limit (W)
		Chain 0 (dBm)	Chain 1 (dBm)	Chain 0 (W)	Chain 1 (W)	Total Power	
Low Channel	2412	11.81	12.06	0.01518	0.01606	0.03124	1
Middle Channel	2437	16.78	17.11	0.04763	0.05144	0.09907	1
High Channel	2462	11.44	11.56	0.01393	0.01432	0.02825	1

Table 9: Test result of Peak Output Power, 802.11gn, HT20

Channel	Channel Frequency (MHz)	Peak Output Power					Limit (W)
		Chain 0 (dBm)	Chain 1 (dBm)	Chain 0 (W)	Chain 1 (W)	Total Power	
Low Channel	2412	11.34	10.51	0.01361	0.01124	0.02485	1
Middle Channel	2437	16.24	15.55	0.04304	0.03589	0.07893	1
High Channel	2462	10.88	11.34	0.01224	0.01361	0.02585	1

Table 10: Test result of Peak Output Power, 802.11gn, HT40

Channel	Channel Frequency (MHz)	Peak Output Power					Limit (W)
		Chain 0 (dBm)	Chain 1 (dBm)	Chain 0 (W)	Chain 1 (W)	Total Power	
Low Channel	2422	11.06	11.31	0.01276	0.01351	0.02627	1
Middle Channel	2437	16.48	17.01	0.04444	0.05024	0.09468	1
High Channel	2452	11.38	11.64	0.01374	0.01459	0.02833	1

Table 11: Test result of Peak Output Power, 802.11a

Channel	Channel Frequency (MHz)	Peak Output Power					Limit (W)
		Chain 0 (dBm)	Chain 1 (dBm)	Chain 0 (W)	Chain 1 (W)	Total Power	
Low Channel	5745	20.59	19.82	0.11444	0.09591	0.21035	1
Middle Channel	5785	20.67	20.53	0.11676	0.11301	0.22977	1
High Channel	5825	20.58	20.88	0.11426	0.12243	0.23669	1

Table 12: Test result of Peak Output Power, 802.11an, HT20

Channel	Channel Frequency (MHz)	Peak Output Power					Limit (W)
		Chain 0 (dBm)	Chain 1 (dBm)	Chain 0 (W)	Chain 1 (W)	Total Power	
Low Channel	5745	20.64	19.43	0.11588	0.08770	0.20358	1
Middle Channel	5785	20.56	19.61	0.11376	0.09141	0.20517	1
High Channel	5825	20.52	19.22	0.11272	0.08356	0.19628	1

Table 13: Test result of Peak Output Power, 802.11an, HT40

Channel	Channel Frequency (MHz)	Peak Output Power					Limit (W)
		Chain 0 (dBm)	Chain 1 (dBm)	Chain 0 (W)	Chain 1 (W)	Total Power	
Low Channel	5755	24.94	25.05	0.31153	0.31996	0.63149	1
High Channel	5795	24.24	25.76	0.26533	0.37644	0.64177	1

Prüfbericht - Nr.: 17018980 001

Test Report No.

Seite 17 von 283

Page 17 of 283

5.1.3 6dB Bandwidth and 99% Bandwidth

RESULT:**Passed**

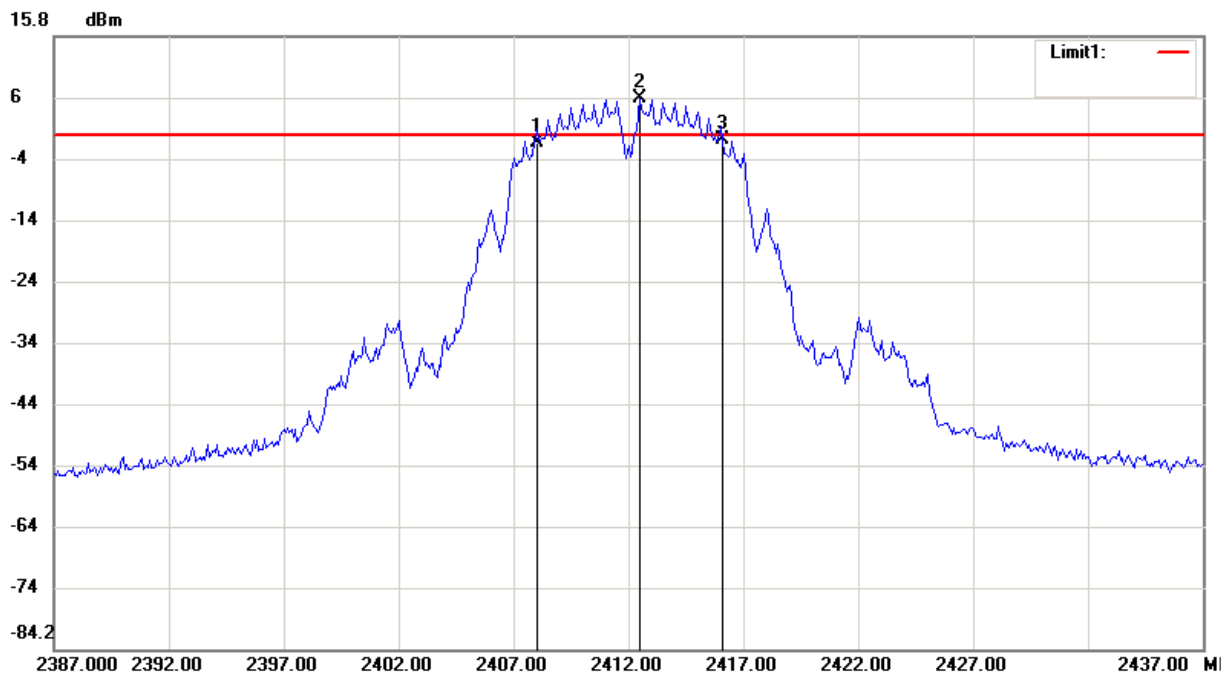
Date of testing : 2010-12-29 to 2011-01-10
Test standard : FCC Part 15.247(a)(2)
Basic standard : ANSI C63.4: 2003
Kind of test site : Shielded room

Test setup

Test Channel : Low/ Middle/ High
Operation Mode : A
Ambient temperature : 20°C
Relative humidity : 56%
Atmospheric pressure : 101.0 kPa

Table 14: Test result of 6dB Bandwidth & 99% Bandwidth, 802.11b

Channel	Channel Frequency (MHz)	6dB Bandwidth (MHz)	99% Bandwidth (MHz)	Limit
Low Channel	2412	8.167	9.885	500kHz
Mid Channel	2437	8.167	10.019	500kHz
High Channel	2462	8.250	9.824	500kHz

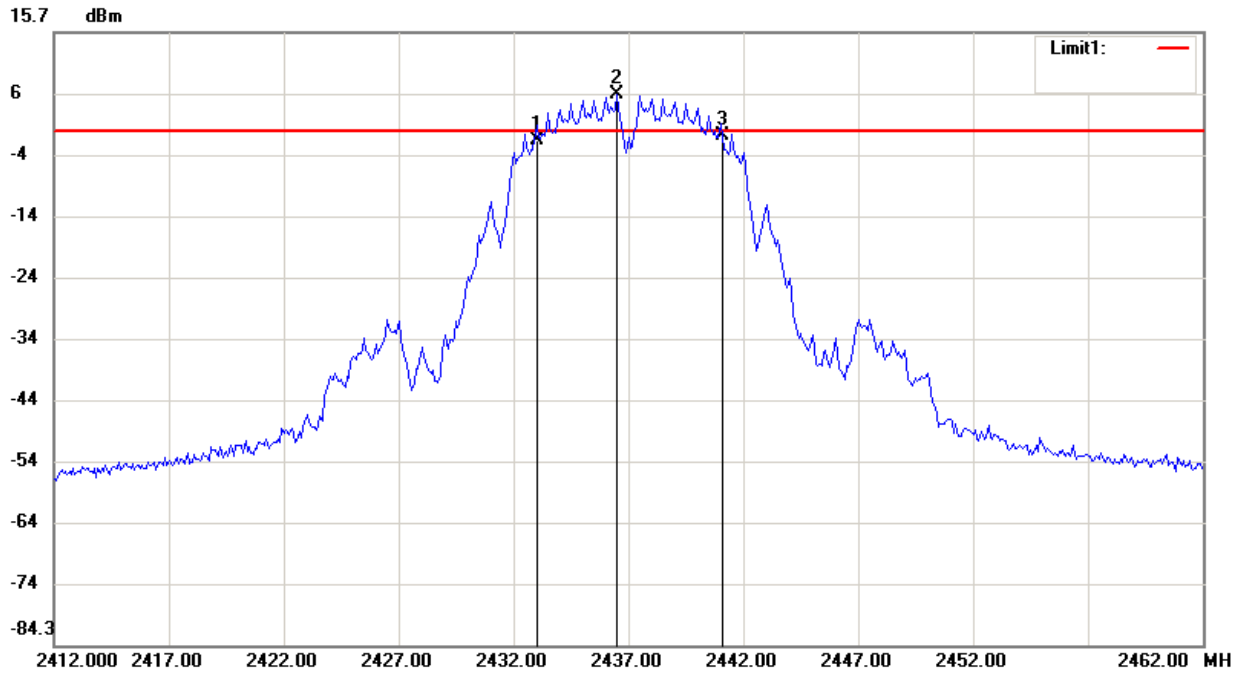


Condition: 802.11b
EUT: Wi-Fi Invite Home Router
Model: RF-HTN104
Test Mode: Transmitting
Note: FCC-802.11b Channel 01-6dB EBW

RF Conducted
Sweep Time: 500ms **Att.:** 20dB
RBW: 100 KHz **VBW:** 300 KHz

No.	Frequency(MHz)	Level(dBm)
1	2407.91670	-1.61
2	2412.50000	5.66
3	2416.08330	-1.00

No.		Δ Frequency(MHz)	Δ Level(dB)
1	mk3-mk1	8.1666	0.61

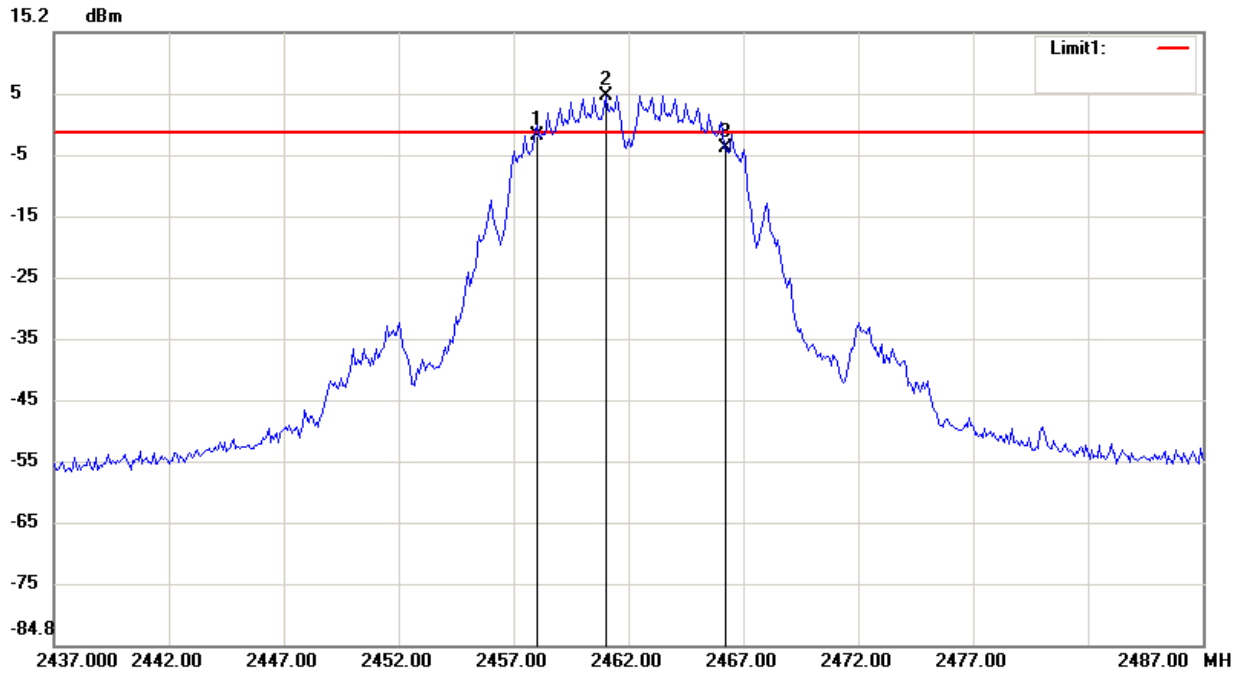


Condition: 802.11b
EUT: Wi-Fi Invite Home Router
Model: RF-HTN104
Test Mode: Transmitting
Note: FCC-802.11b Channel 06-6dB EBW

RF Conducted
Sweep Time: 500ms **Att.:** 20dB
RBW: 100 KHz **VBW:** 300 KHz

No.	Frequency(MHz)	Level(dBm)
1	2432.91670	-1.97
2	2436.50000	5.63
3	2441.08330	-1.20

No.		Δ Frequency(MHz)	Δ Level(dB)
1	mk3-mk1	8.1666	0.77

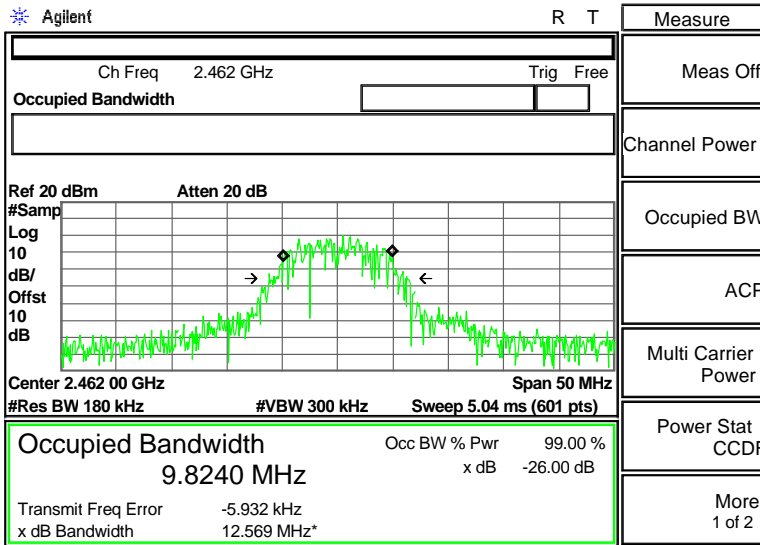


Condition: 802.11b
EUT: Wi-Fi Invite Home Router
Model: RF-HTN104
Test Mode: Transmitting
Note: FCC-802.11b Channel 11-6dB EBW

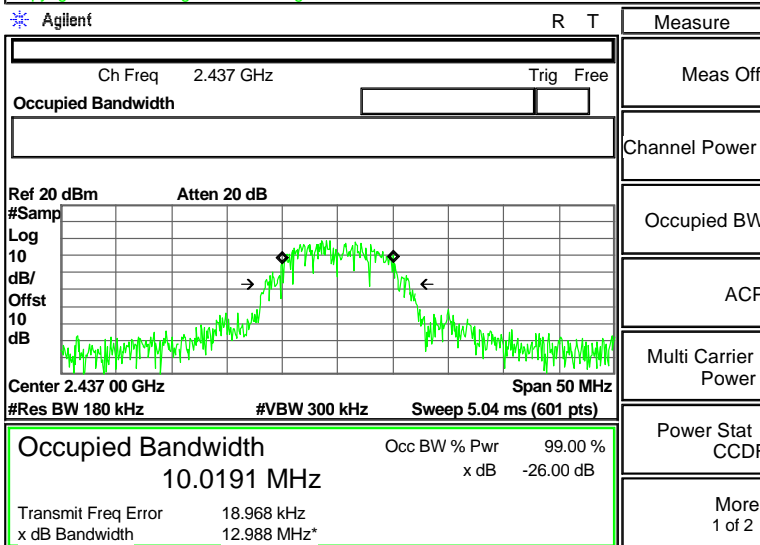
RF Conducted
Sweep Time: 500ms **Att.:** 20dB
RBW: 100 KHz **VBW:** 300 KHz

No.	Frequency(MHz)	Level(dBm)
1	2457.91670	-1.79
2	2461.00000	4.83
3	2466.16670	-3.78

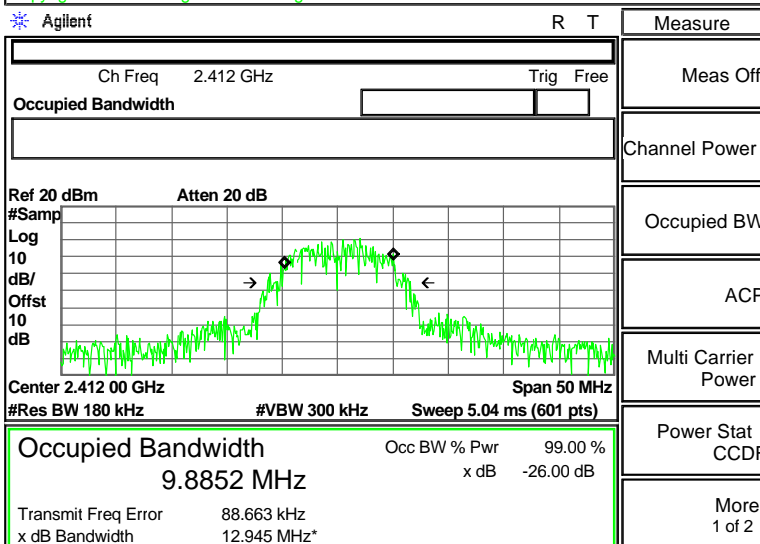
No.		Δ Frequency(MHz)	Δ Level(dB)
1	mk3-mk1	8.25	-1.99



Copyright 2000-2008 Agilent Technologies



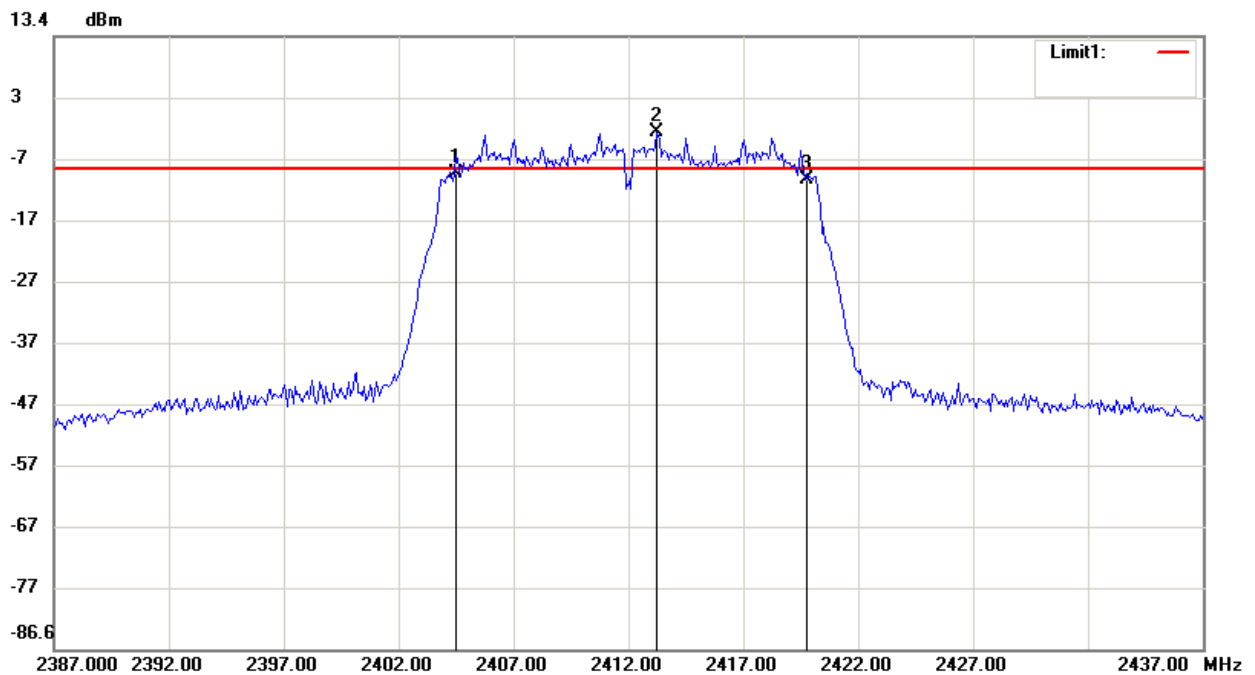
Copyright 2000-2008 Agilent Technologies



Copyright 2000-2008 Agilent Technologies

Table 15: Test result of 6dB Bandwidth & 99% Bandwidth, 802.11g

Channel	Channel Frequency (MHz)	6dB Bandwidth (MHz)		99% Bandwidth (MHz)		Limit
		Chain 0	Chain 1	Chain 0	Chain 1	
Low Channel	2412	15.250	15.250	16.409	16.405	500kHz
Mid Channel	2437	15.333	15.333	16.353	16.105	500kHz
High Channel	2462	15.333	15.333	16.398	16.273	500kHz

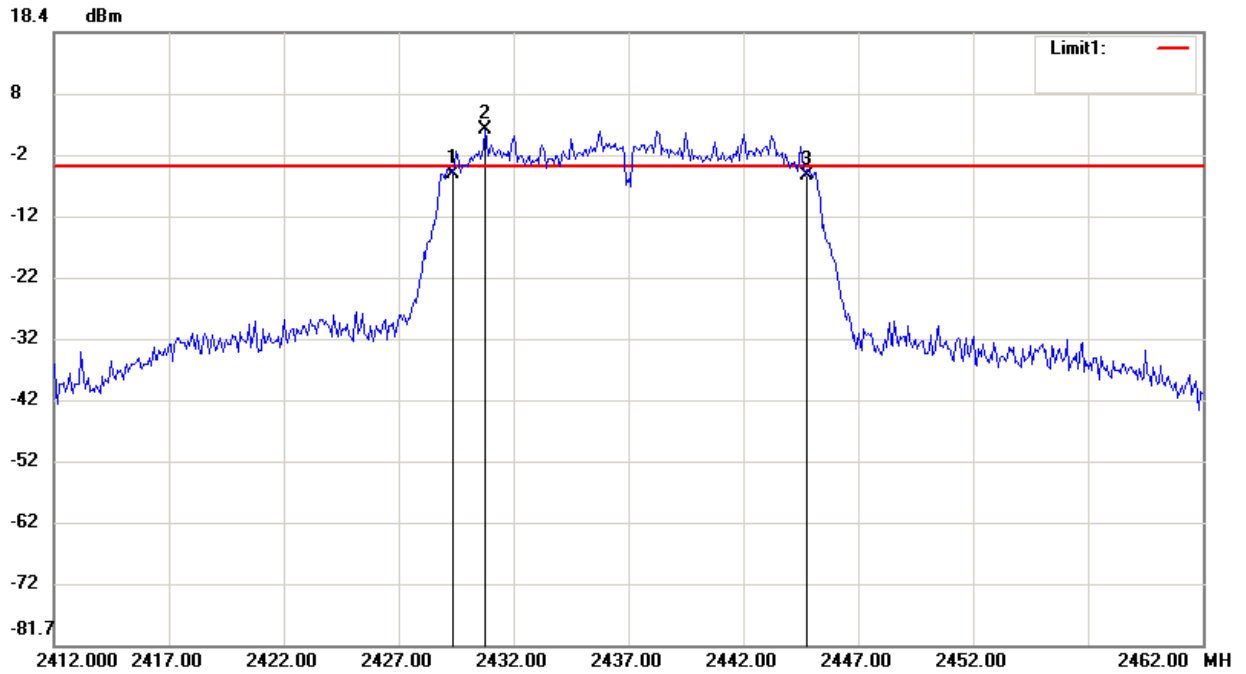


Condition: Chain 0
EUT: Wi-Fi Invite Home Router
Model: RF-HTN104
Test Mode: Transmitting
Note: FCC-802.11g Channel 01-6dB EBW

RF Conducted
Sweep Time: 500ms **Att.:** 20dB
RBW: 100 KHz **VBW:** 300 KHz

No.	Frequency(MHz)	Level(dBm)
1	2404.41670	-9.04
2	2413.25000	-2.33
3	2419.66670	-9.95

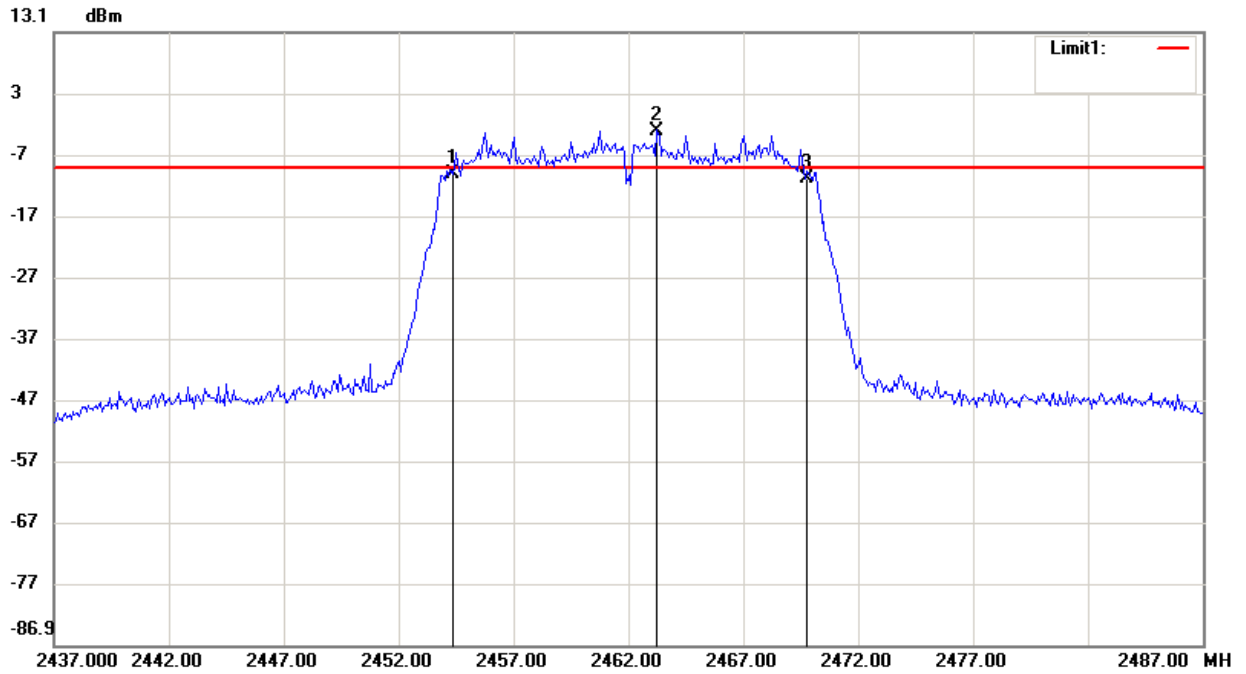
No.		Δ Frequency(MHz)	Δ Level(dB)
1	mk3-mk1	15.25	-0.91



Condition:	Chain 0	RF Conducted
EUT:	Wi-Fi Invite Home Router	Sweep Time: 500ms Att.: 20dB
Model:	RF-HTN104	RBW: 100 KHz VBW: 300 KHz
Test Mode:	Transmitting	
Note:	FCC-802.11g Channel 06-6dB EBW	

No.	Frequency(MHz)	Level(dBm)
1	2429.33330	-4.89
2	2430.75000	2.51
3	2444.66670	-4.95

No.		Δ Frequency(MHz)	Δ Level(dB)
1	mk3-mk1	15.3334	-0.06


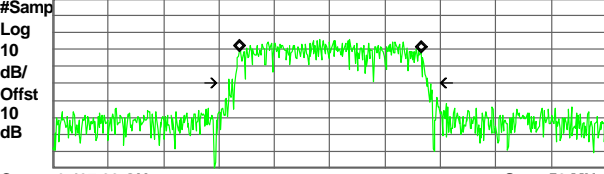


Condition: Chain 0
EUT: Wi-Fi Invite Home Router
Model: RF-HTN104
Test Mode: Transmitting
Note: FCC-802.11g Channel 11-6dB EBW


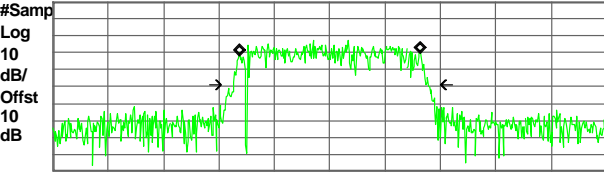
RF Conducted
Sweep Time: 500ms **Att.:** 20dB
RBW: 100 KHz **VBW:** 300 KHz

No.	Frequency(MHz)	Level(dBm)
1	2454.33330	-9.93
2	2463.25000	-2.86
3	2469.66670	-10.70


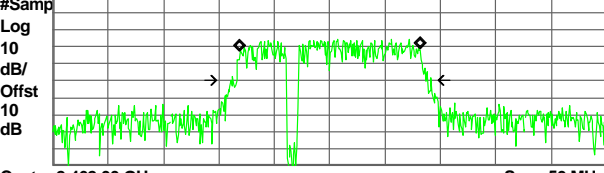
No.		Δ Frequency(MHz)	Δ Level(dB)
1	mk3-mk1	15.3334	-0.77

 R T		Measure
Ch Freq 2.437 GHz Trig Free		Meas Off
Occupied Bandwidth		Channel Power
Ref 20 dBm Atten 20 dB		Occupied BW
		ACP
Center 2.437 00 GHz Span 50 MHz #Res BW 180 kHz #VBW 300 kHz Sweep 5.04 ms (601 pts)		Multi Carrier Power
Occupied Bandwidth Occ BW % Pwr 99.00 % 16.3529 MHz x dB -26.00 dB		Power Stat CCDF
Transmit Freq Error 11.474 kHz x dB Bandwidth 18.156 MHz*		More 1 of 2

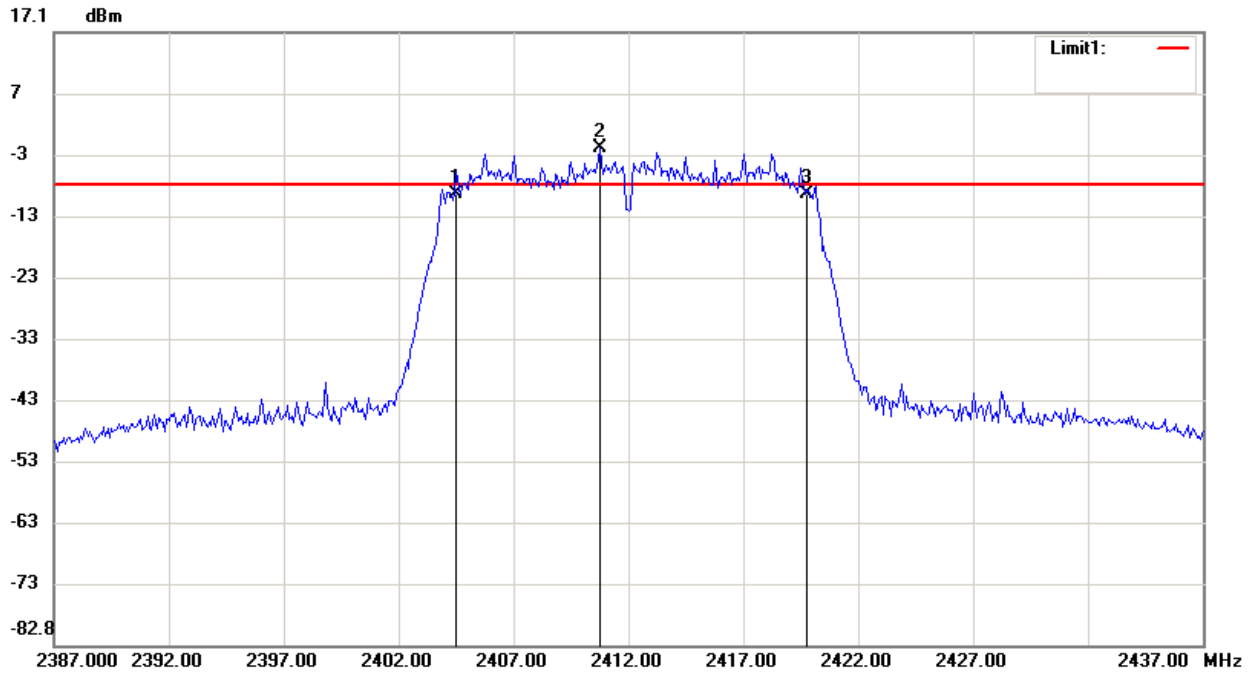
Copyright 2000-2008 Agilent Technologies

 R T		Measure
Ch Freq 2.412 GHz Trig Free		Meas Off
Occupied Bandwidth		Channel Power
Ref 20 dBm Atten 20 dB		Occupied BW
		ACP
Center 2.412 00 GHz Span 50 MHz #Res BW 180 kHz #VBW 300 kHz Sweep 5.04 ms (601 pts)		Multi Carrier Power
Occupied Bandwidth Occ BW % Pwr 99.00 % 16.4094 MHz x dB -26.00 dB		Power Stat CCDF
Transmit Freq Error -1.284 kHz x dB Bandwidth 17.598 MHz*		More 1 of 2

Copyright 2000-2008 Agilent Technologies

 R T		Measure
Ch Freq 2.462 GHz Trig Free		Meas Off
Occupied Bandwidth		Channel Power
Ref 20 dBm Atten 20 dB		Occupied BW
		ACP
Center 2.462 00 GHz Span 50 MHz #Res BW 180 kHz #VBW 300 kHz Sweep 5.04 ms (601 pts)		Multi Carrier Power
Occupied Bandwidth Occ BW % Pwr 99.00 % 16.2978 MHz x dB -26.00 dB		Power Stat CCDF
Transmit Freq Error 11.769 kHz x dB Bandwidth 17.802 MHz*		More 1 of 2

Copyright 2000-2008 Agilent Technologies

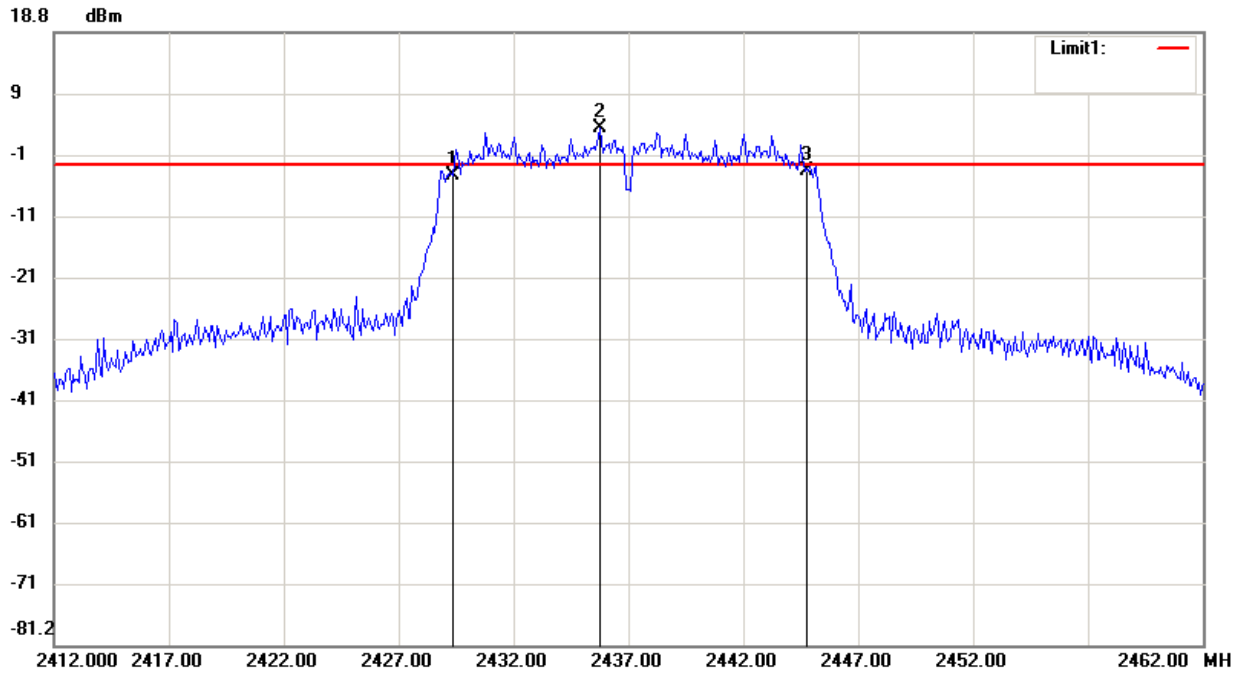


Condition: Chain 1
EUT: Wi-Fi Invite Home Router
Model: RF-HTN104
Test Mode: Transmitting
Note: FCC-802.11g Channel 01-6dB EBW

RF Conducted
Sweep Time: 500ms **Att.:** 20dB
RBW: 100 KHz **VBW:** 300 KHz

No.	Frequency(MHz)	Level(dBm)
1	2404.41670	-9.20
2	2410.75000	-1.76
3	2419.66670	-9.16

No.		Δ Frequency(MHz)	Δ Level(dB)
1	mk3-mk1	15.25	0.04

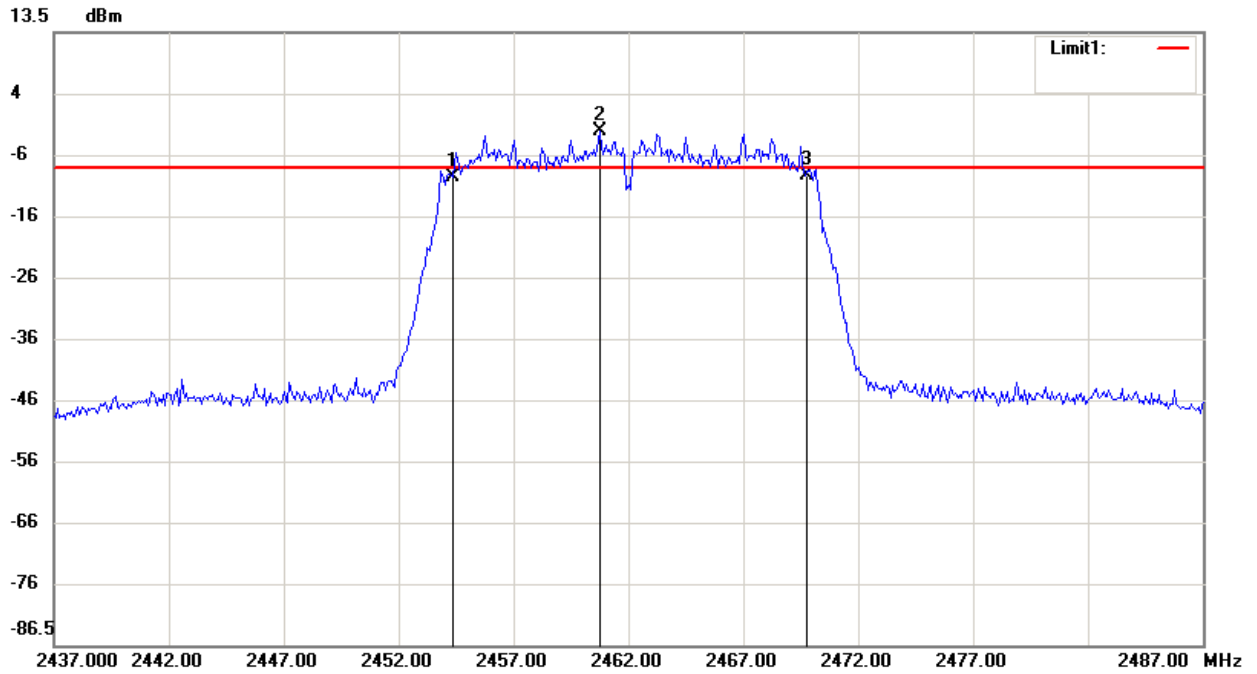


Condition: Chain 1
EUT: Wi-Fi Invite Home Router
Model: RF-HTN104
Test Mode: Transmitting
Note: FCC-802.11g Channel 06-6dB EBW

RF Conducted
Sweep Time: 500ms **Att.:** 20dB
RBW: 100 KHz **VBW:** 300 KHz

No.	Frequency(MHz)	Level(dBm)
1	2429.33330	-4.62
2	2435.75000	3.02
3	2444.66670	-3.96

No.		Δ Frequency(MHz)	Δ Level(dB)
1	mk3-mk1	15.3334	0.66

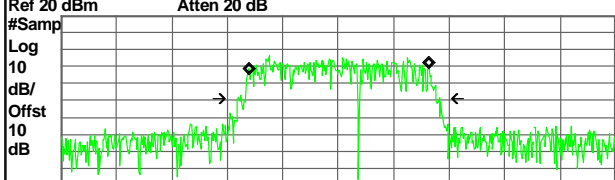


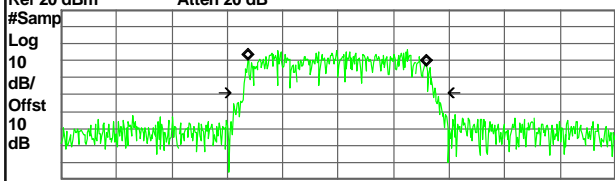
Condition: Chain 1
EUT: Wi-Fi Invite Home Router
Model: RF-HTN104
Test Mode: Transmitting
Note: FCC-802.11g Channel 11-6dB EBW

RF Conducted
Sweep Time: 500ms **Att.:** 20dB
RBW: 100 KHz **VBW:** 300 KHz

No.	Frequency(MHz)	Level(dBm)
1	2454.33330	-10.18
2	2460.75000	-2.71
3	2469.66670	-9.95

No.		Δ Frequency(MHz)	Δ Level(dB)
1	mk3-mk1	15.3334	0.23

* Agilent		R	T	Measure
Ch Freq 2.462 GHz		Trig Free		Meas Off
Occupied Bandwidth				Channel Power
Ref 20 dBm		Atten 20 dB		Occupied BW
				ACP
Center 2.462 00 GHz		Span 50 MHz		Multi Carrier Power
#Res BW 180 kHz		#VBW 300 kHz Sweep 5.04 ms (601 pts)		Power Stat
Occupied Bandwidth		Occ BW % Pwr 99.00 %		CCDF
16.2734 MHz		x dB -26.00 dB		More
Transmit Freq Error 56.348 kHz				1 of 2
x dB Bandwidth 18.177 MHz*				
Copyright 2000-2008 Agilent Technologies				

* Agilent		R	T	Measure
Ch Freq 2.437 GHz		Trig Free		Meas Off
Occupied Bandwidth				Channel Power
Ref 20 dBm		Atten 20 dB		Occupied BW
				ACP
Center 2.437 00 GHz		Span 50 MHz		Multi Carrier Power
#Res BW 180 kHz		#VBW 300 kHz Sweep 5.04 ms (601 pts)		Power Stat
Occupied Bandwidth		Occ BW % Pwr 99.00 %		CCDF
16.1051 MHz		x dB -26.00 dB		More
Transmit Freq Error -112.975 kHz				1 of 2
x dB Bandwidth 17.313 MHz*				
Copyright 2000-2008 Agilent Technologies				

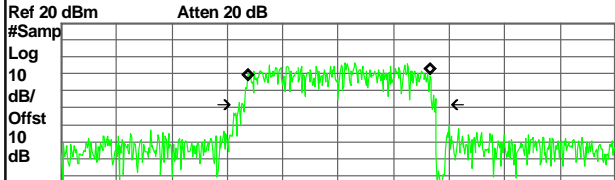
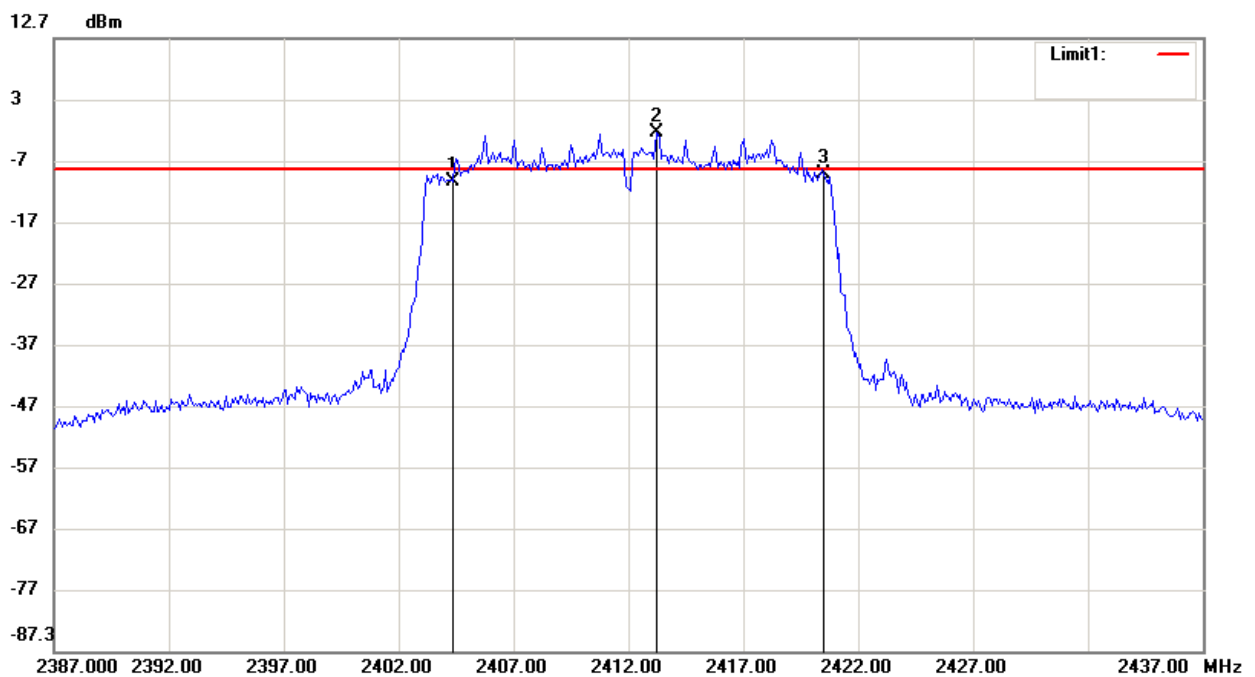
* Agilent		R	T	Measure
Ch Freq 2.412 GHz		Trig Free		Meas Off
Occupied Bandwidth				Channel Power
Ref 20 dBm		Atten 20 dB		Occupied BW
				ACP
Center 2.412 00 GHz		Span 50 MHz		Multi Carrier Power
#Res BW 180 kHz		#VBW 300 kHz Sweep 5.04 ms (601 pts)		Power Stat
Occupied Bandwidth		Occ BW % Pwr 99.00 %		CCDF
16.4047 MHz		x dB -26.00 dB		More
Transmit Freq Error 52.107 kHz				1 of 2
x dB Bandwidth 17.770 MHz*				
Copyright 2000-2008 Agilent Technologies				

Table 16: Test result of 6dB Bandwidth & 99% Bandwidth, 802.11gn, HT20

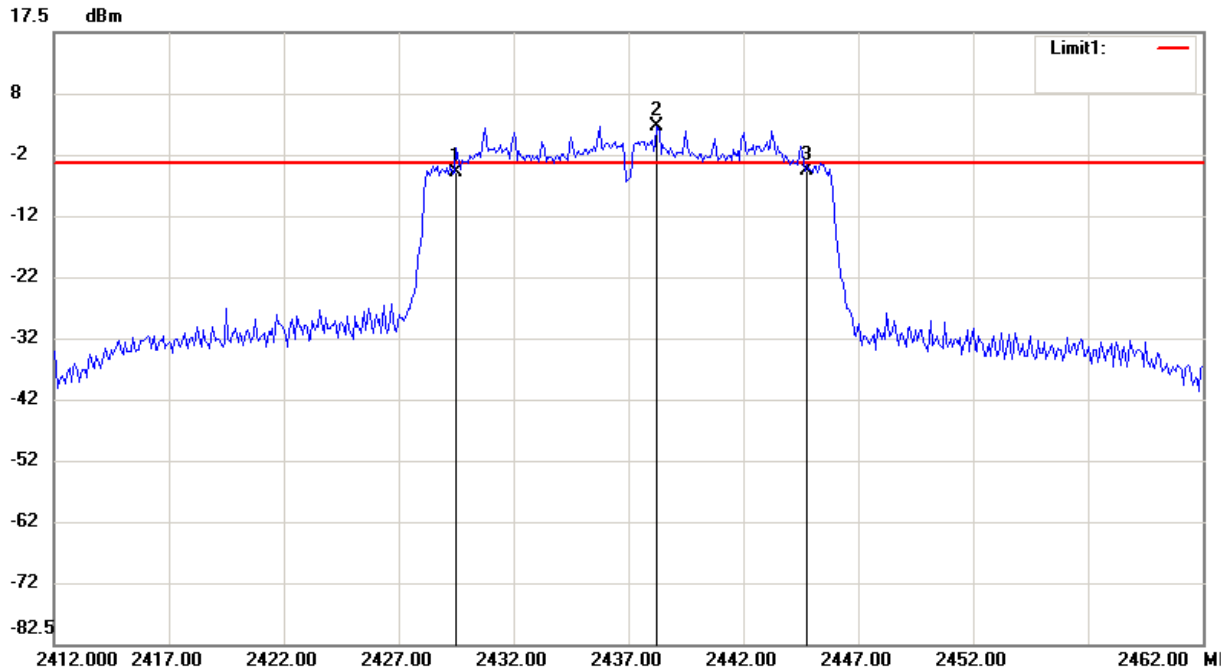
Channel	Channel Frequency (MHz)	6dB Bandwidth (MHz)		99% Bandwidth (MHz)		Limit
		Chain 0	Chain 1	Chain 0	Chain 1	
Low Channel	2412	16.167	17.083	17.445	17.380	500kHz
Mid Channel	2437	15.250	16.250	17.444	17.408	500kHz
High Channel	2462	16.167	16.750	17.369	17.436	500kHz



Condition: Chain 0 **RF Conducted**
EUT: Wi-Fi Invite Home Router **Sweep Time: 500ms Att.: 20dB**
Model: RF-HTN104 **RBW: 100 KHz VBW: 300 KHz**
Test Mode: Transmitting
Note: FCC-802.11gn_HT20 Channel 01-6dB EBW

No.	Frequency(MHz)	Level(dBm)
1	2404.33330	-10.52
2	2413.25000	-2.74
3	2420.50000	-9.28

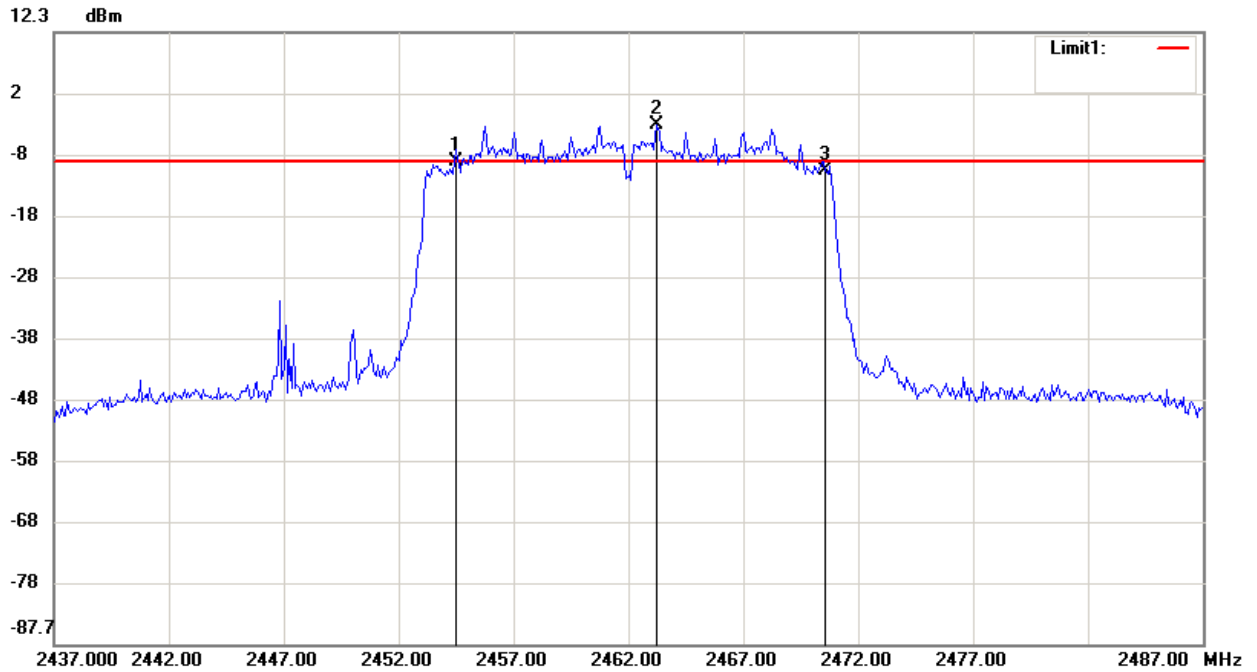
No.		Δ Frequency(MHz)	Δ Level(dB)
1	mk3-mk1	16.1667	1.24



Condition:	Chain 0	RF Conducted
EUT:	Wi-Fi Invite Home Router	Sweep Time: 500ms Att.: 20dB
Model:	RF-HTN104	RBW: 100 KHz VBW: 300 KHz
Test Mode:	Transmitting	
Note:	FCC-802.11gn_HT20 Channel 06-6dB EBW	

No.	Frequency(MHz)	Level(dBm)
1	2429.41670	-5.39
2	2438.25000	2.13
3	2444.66670	-5.14

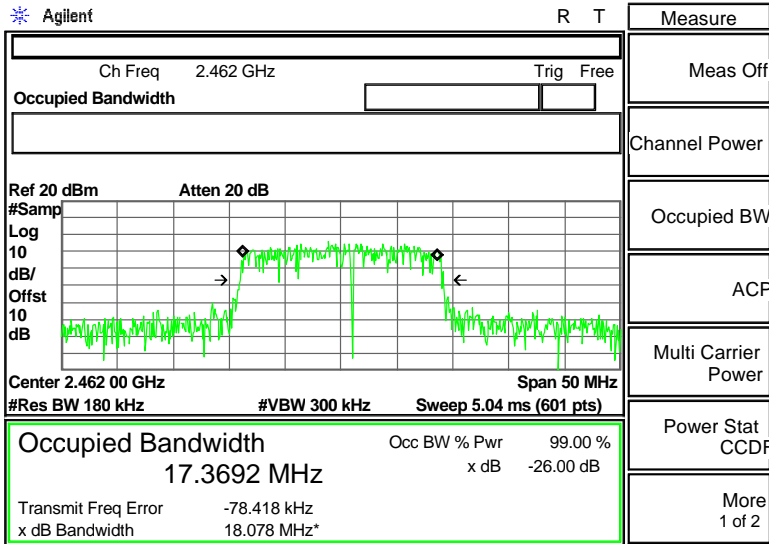
No.		Δ Frequency(MHz)	Δ Level(dB)
1	mk3-mk1	15.25	0.25



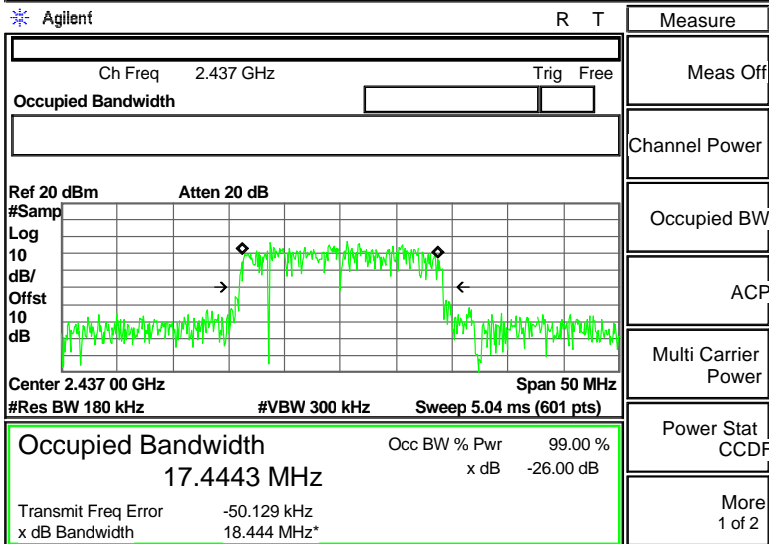
Condition:	Chain 0	RF Conducted
EUT:	Wi-Fi Invite Home Router	Sweep Time: 500ms Att.: 20dB
Model:	RF-HTN104	RBW: 100 KHz VBW: 300 KHz
Test Mode:	Transmitting	
Note:	FCC-802.11gn_HT20 Channel 11-6dB EBW	

No.	Frequency(MHz)	Level(dBm)
1	2454.41670	-8.95
2	2463.25000	-2.89
3	2470.58330	-10.42

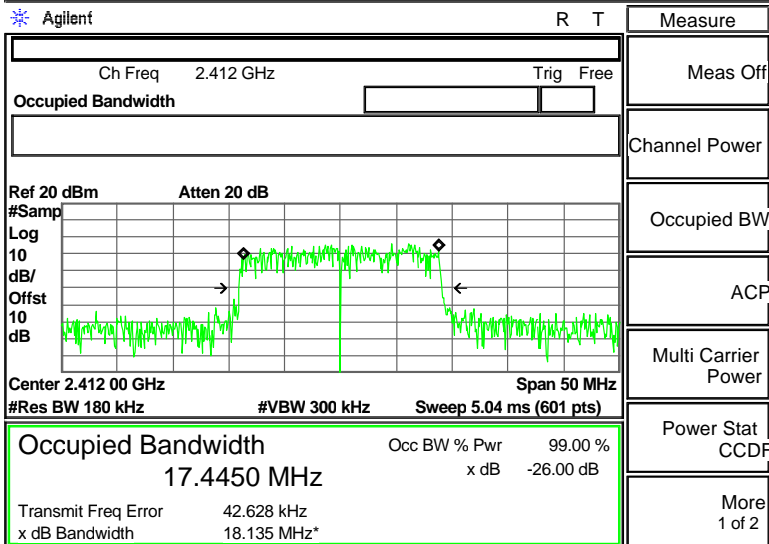
No.		Δ Frequency(MHz)	Δ Level(dB)
1	mk3-mk1	16.1666	-1.47



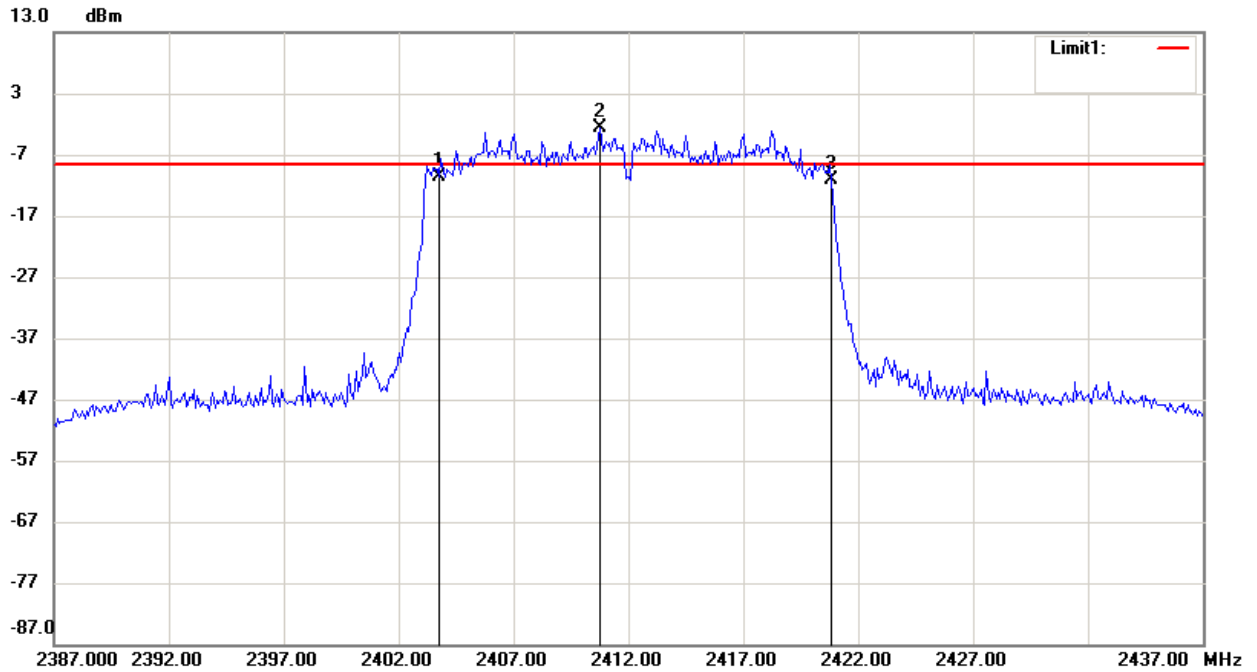
Copyright 2000-2008 Agilent Technologies



Copyright 2000-2008 Agilent Technologies



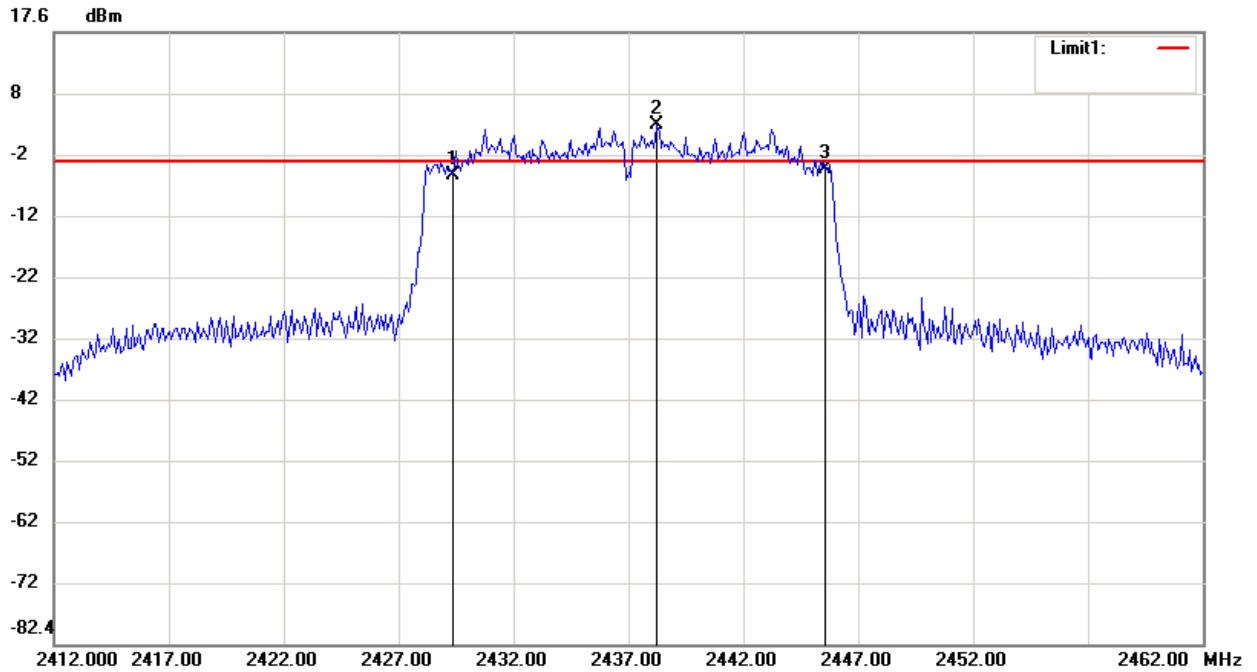
Copyright 2000-2008 Agilent Technologies



Condition:	Chain 1	RF Conducted
EUT:	Wi-Fi Invite Home Router	Sweep Time: 500ms Att.: 20dB
Model:	RF-HTN104	RBW: 100 KHz VBW: 300 KHz
Test Mode:	Transmitting	
Note:	FCC-802.11gn_HT20 Channel 01-6dB EBW	

No.	Frequency(MHz)	Level(dBm)
1	2403.75000	-10.61
2	2410.75000	-2.62
3	2420.83330	-11.22

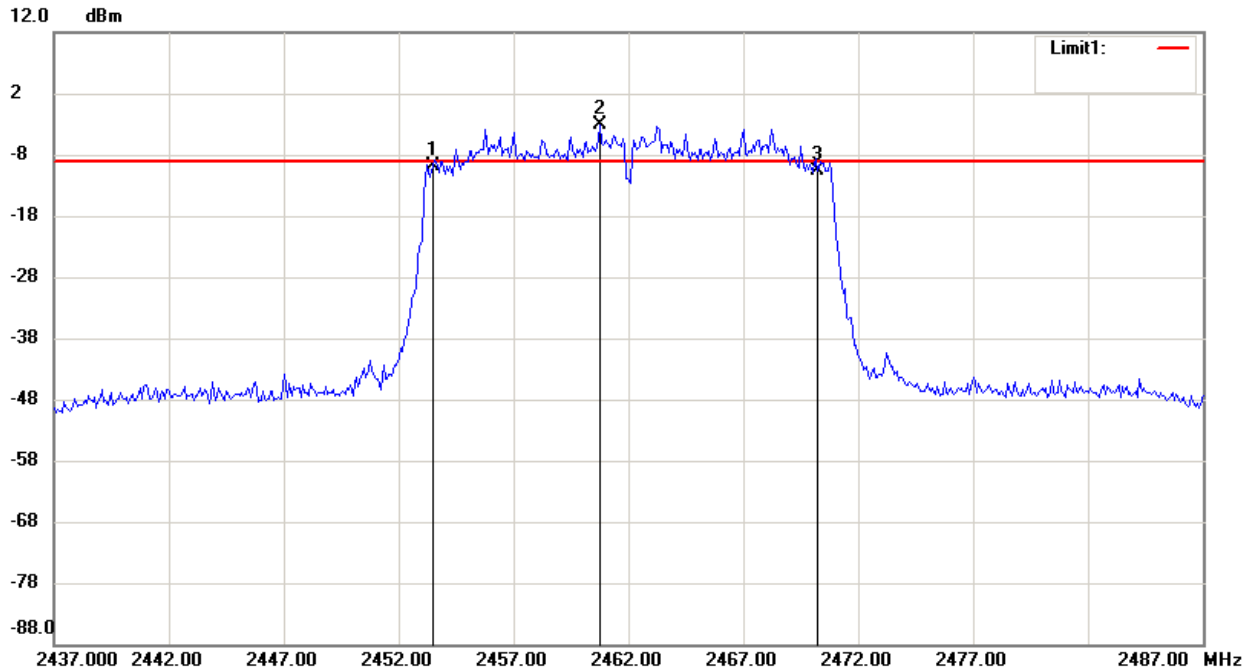
No.		Δ Frequency(MHz)	Δ Level(dB)
1	mk3-mk1	17.0833	-0.61



Condition:	Chain 1	RF Conducted
EUT:	Wi-Fi Invite Home Router	Sweep Time: 500ms Att.: 20dB
Model:	RF-HTN104	RBW: 100 KHz VBW: 300 KHz
Test Mode:	Transmitting	
Note:	FCC-802.11gn_HT20 Channel 06-6dB EBW	

No.	Frequency(MHz)	Level(dBm)
1	2429.33330	-5.68
2	2438.25000	2.37
3	2445.58330	-4.89

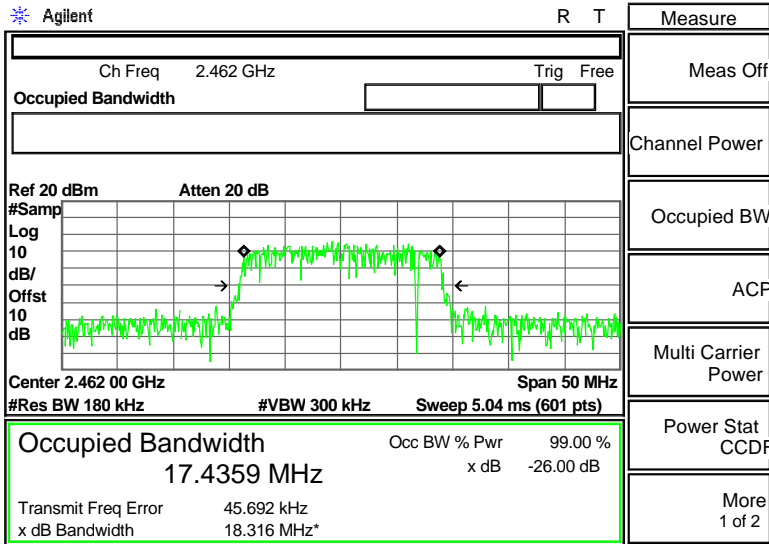
No.		Δ Frequency(MHz)	Δ Level(dB)
1	mk3-mk1	16.25	0.79



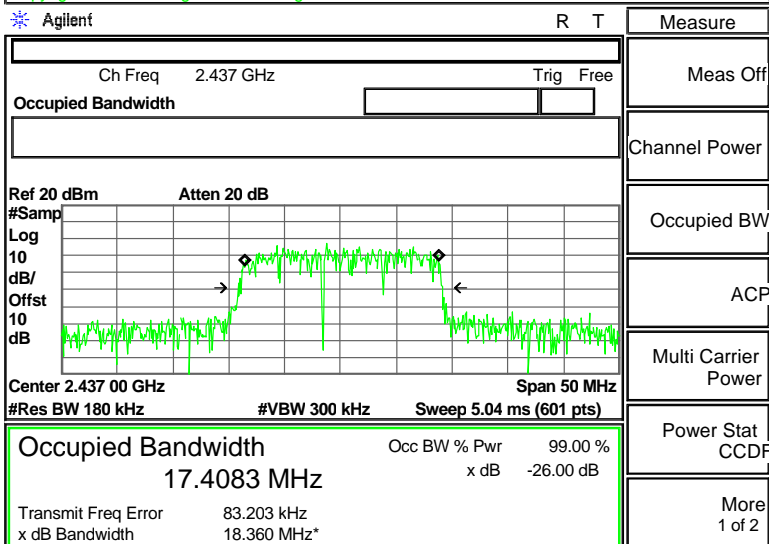
Condition:	Chain 1	RF Conducted
EUT:	Wi-Fi Invite Home Router	Sweep Time: 500ms Att.: 20dB
Model:	RF-HTN104	RBW: 100 KHz VBW: 300 KHz
Test Mode:	Transmitting	
Note:	FCC-802.11gn_HT20 Channel 11-6dB EBW	

No.	Frequency(MHz)	Level(dBm)
1	2453.50000	-9.84
2	2460.75000	-3.10
3	2470.25000	-10.53

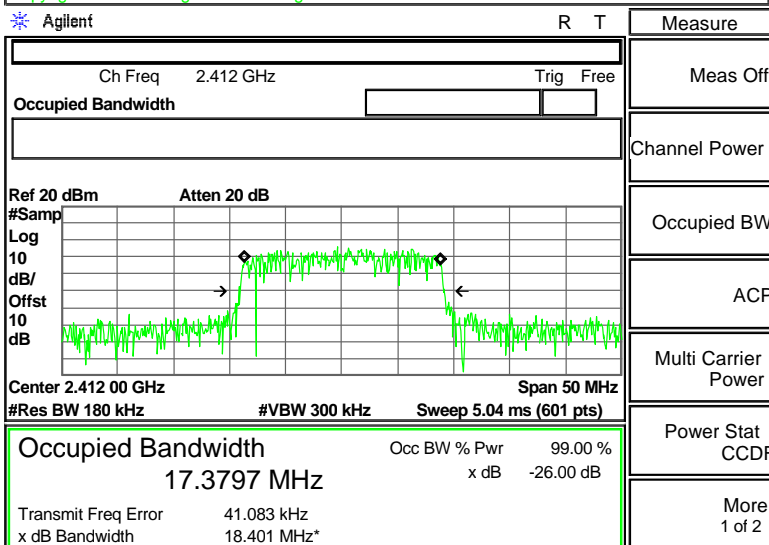
No.		Δ Frequency(MHz)	Δ Level(dB)
1	mk3-mk1	16.75	-0.69



Copyright 2000-2008 Agilent Technologies



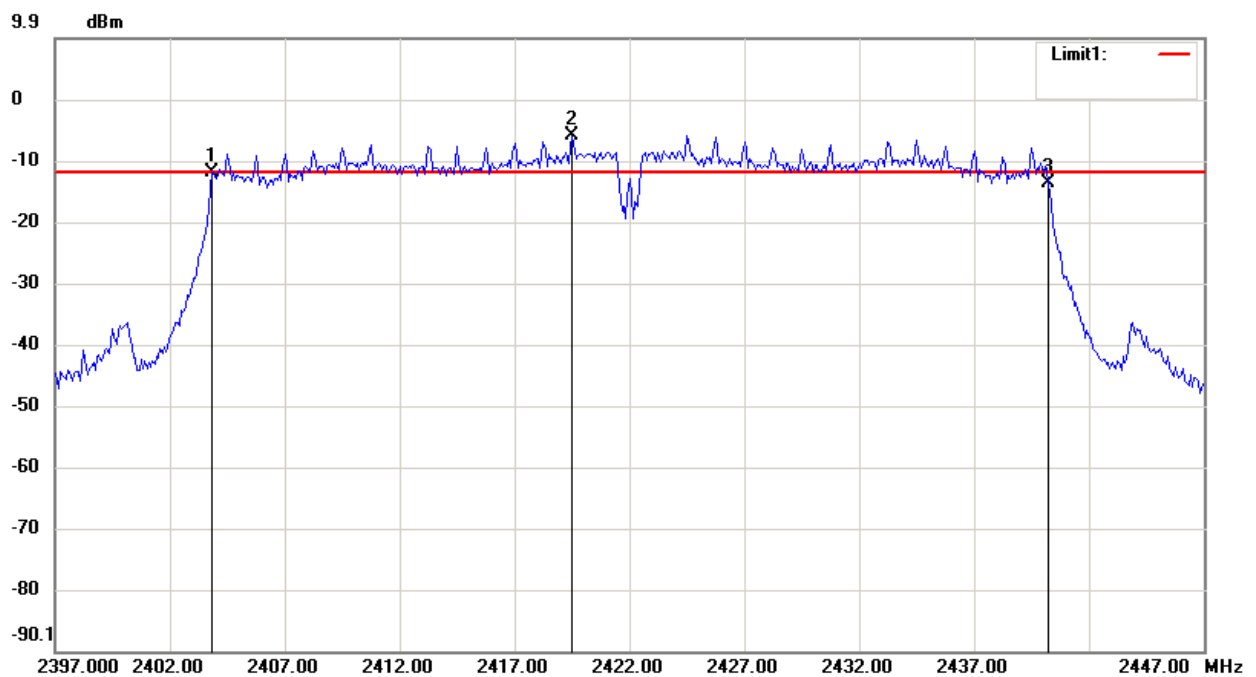
Copyright 2000-2008 Agilent Technologies



Copyright 2000-2008 Agilent Technologies

Table 17: Test result of 6dB Bandwidth & 99% Bandwidth, 802.11gn, HT40

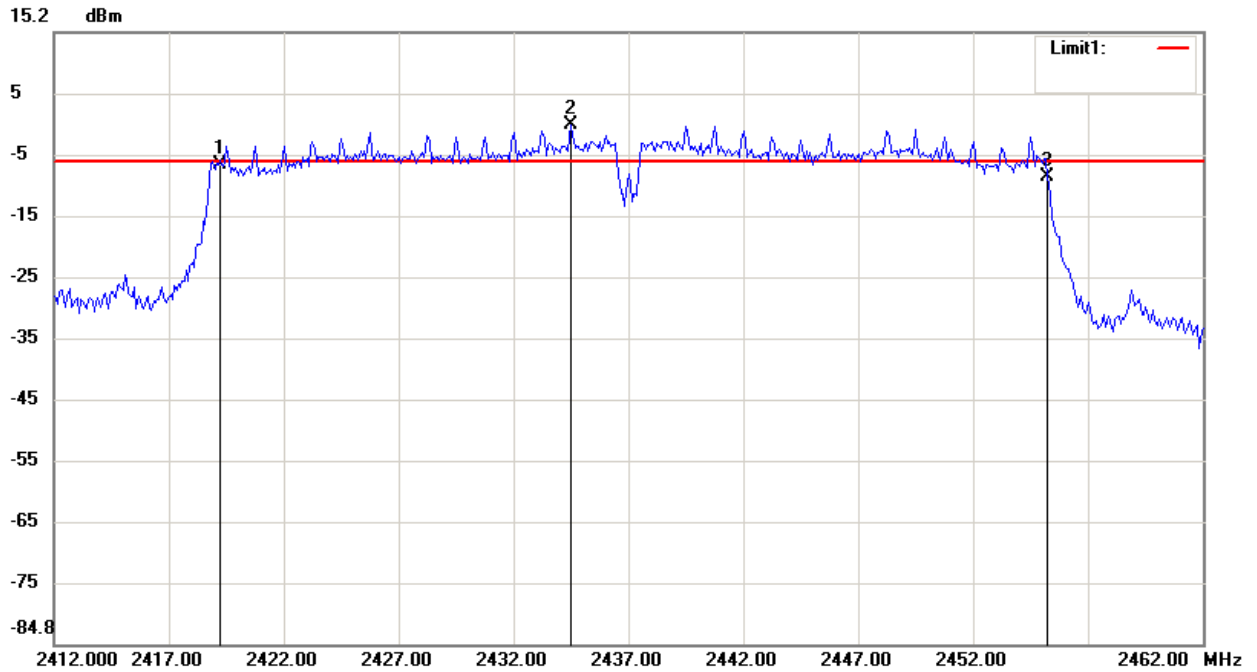
Channel	Channel Frequency (MHz)	6dB Bandwidth (MHz)		99% Bandwidth (MHz)		Limit
		Chain 0	Chain 1	Chain 0	Chain 1	
Low Channel	2422	36.417	36.500	36.083	36.249	500kHz
Mid Channel	2437	36.083	36.500	36.224	36.186	500kHz
High Channel	2452	36.250	36.500	36.141	36.277	500kHz



Condition: Chain 0 **RF Conducted**
EUT: Wi-Fi Invite Home Router **Sweep Time: 500ms Att.: 10dB**
Model: RF-HTN104 **RBW: 100 KHz VBW: 300 KHz**
Test Mode: Transmitting
Note: FCC-802.11gn_HT40 Channel 03-6dB EBW

No.	Frequency(MHz)	Level(dBm)
1	2403.83330	-12.02
2	2419.50000	-5.86
3	2440.25000	-13.75

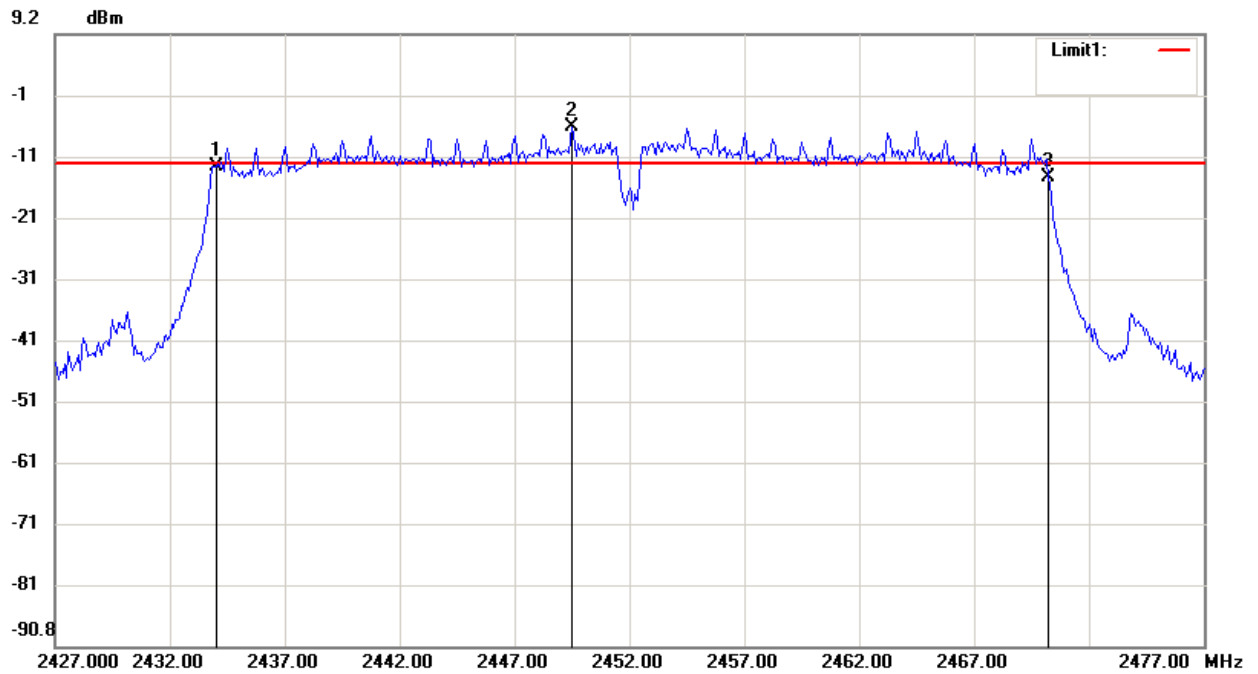
No.		Δ Frequency(MHz)	Δ Level(dB)
1	mk3-mk1	36.4167	-1.73



Condition:	Chain 0	RF Conducted
EUT:	Wi-Fi Invite Home Router	Sweep Time: 500ms Att.: 20dB
Model:	RF-HTN104	RBW: 100 KHz VBW: 300 KHz
Test Mode:	Transmitting	
Note:	FCC-802.11gn_HT40 Channel 06-6dB EBW	

No.	Frequency(MHz)	Level(dBm)
1	2419.16670	-6.42
2	2434.50000	0.02
3	2455.25000	-8.43

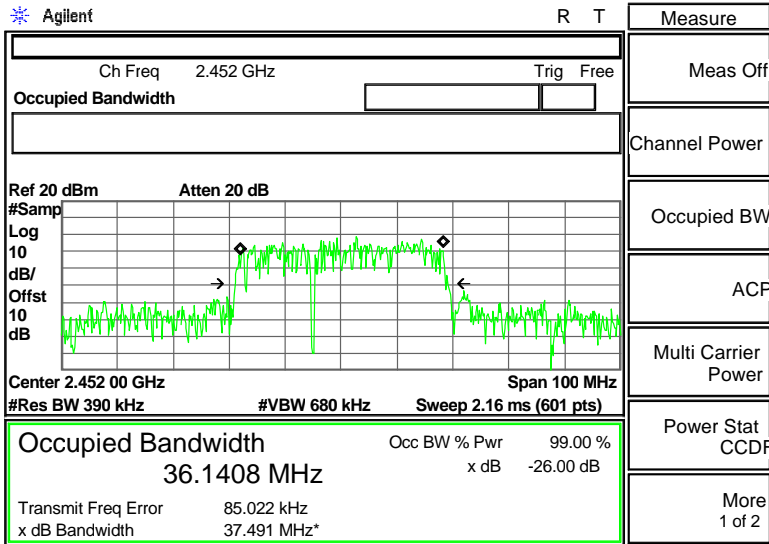
No.		Δ Frequency(MHz)	Δ Level(dB)
1	mk3-mk1	36.0833	-2.01



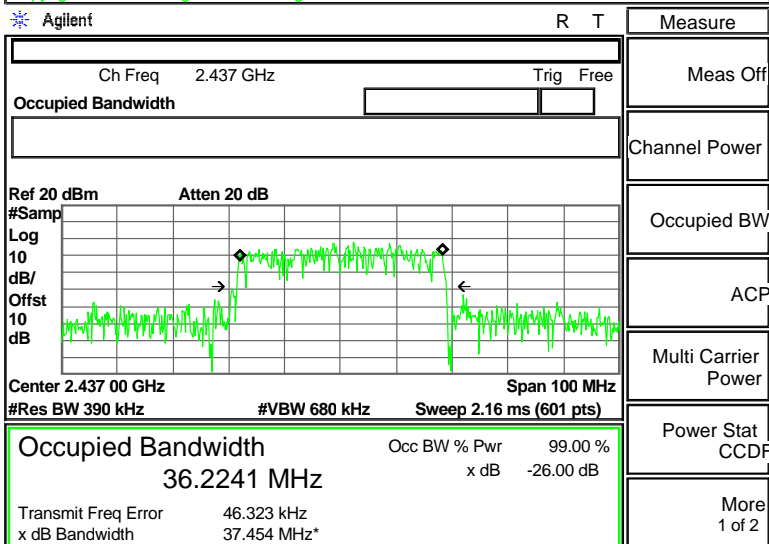
Condition:	Chain 0	RF Conducted
EUT:	Wi-Fi Invite Home Router	Sweep Time: 500ms Att.: 10dB
Model:	RF-HTN104	RBW: 100 KHz VBW: 300 KHz
Test Mode:	Transmitting	
Note:	FCC-802.11gn_HT40 Channel 09-6dB EBW	

No.	Frequency(MHz)	Level(dBm)
1	2434.00000	-12.54
2	2449.50000	-5.89
3	2470.25000	-14.16

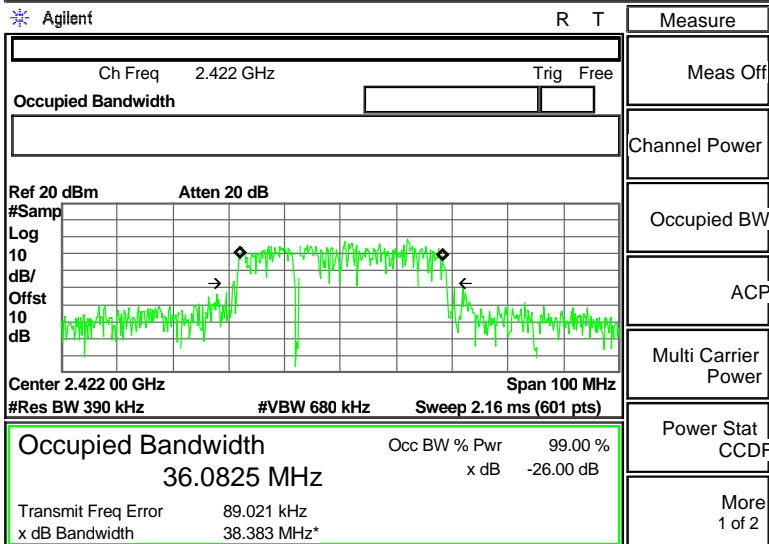
No.		Δ Frequency(MHz)	Δ Level(dB)
1	mk3-mk1	36.25	-1.62



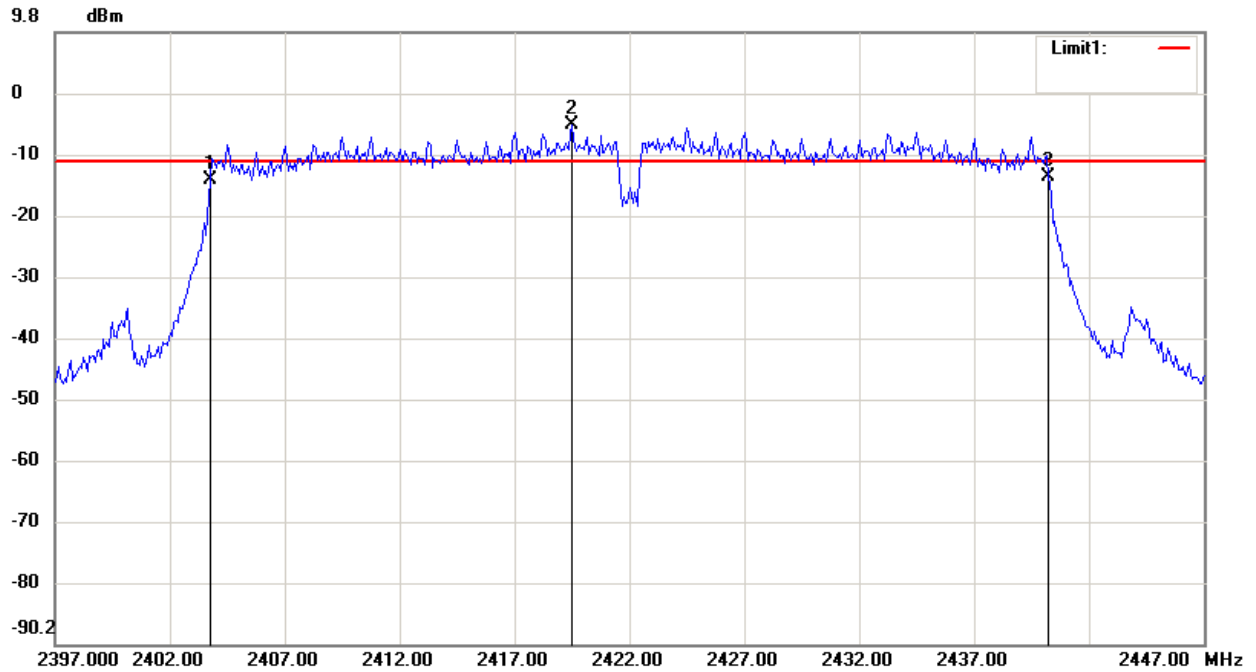
Copyright 2000-2008 Agilent Technologies



Copyright 2000-2008 Agilent Technologies



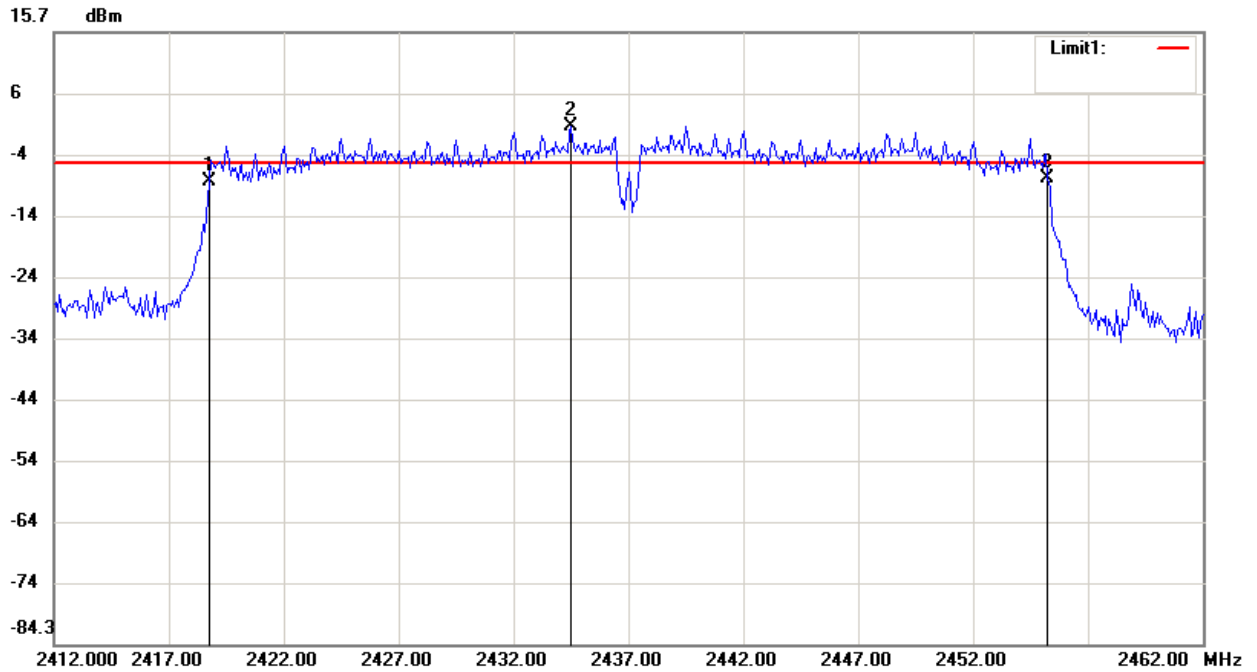
Copyright 2000-2008 Agilent Technologies



Condition: Chain 1 **RF Conducted**
EUT: Wi-Fi Invite Home Router **Sweep Time: 500ms Att.: 10dB**
Model: RF-HTN104 **RBW: 100 KHz VBW: 300 KHz**
Test Mode: Transmitting
Note: FCC-802.11gn_HT40 Channel 03-6dB EBW

No.	Frequency(MHz)	Level(dBm)
1	2403.75000	-14.33
2	2419.50000	-5.43
3	2440.25000	-13.86

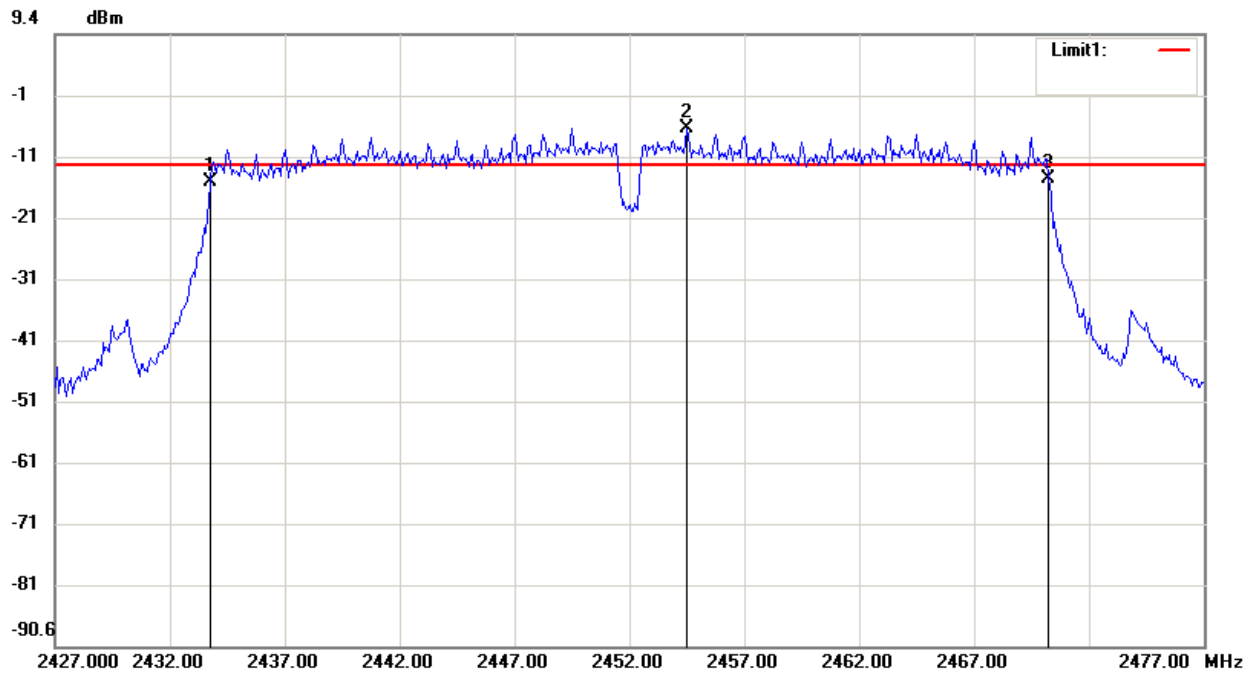
No.		Δ Frequency(MHz)	Δ Level(dB)
1	mk3-mk1	36.5	0.47



Condition:	Chain 1	RF Conducted
EUT:	Wi-Fi Invite Home Router	Sweep Time: 500ms Att.: 20dB
Model:	RF-HTN104	RBW: 100 KHz VBW: 300 KHz
Test Mode:	Transmitting	
Note:	FCC-802.11gn_HT40 Channel 06-6dB EBW	

No.	Frequency(MHz)	Level(dBm)
1	2418.75000	-8.72
2	2434.50000	0.38
3	2455.25000	-8.10

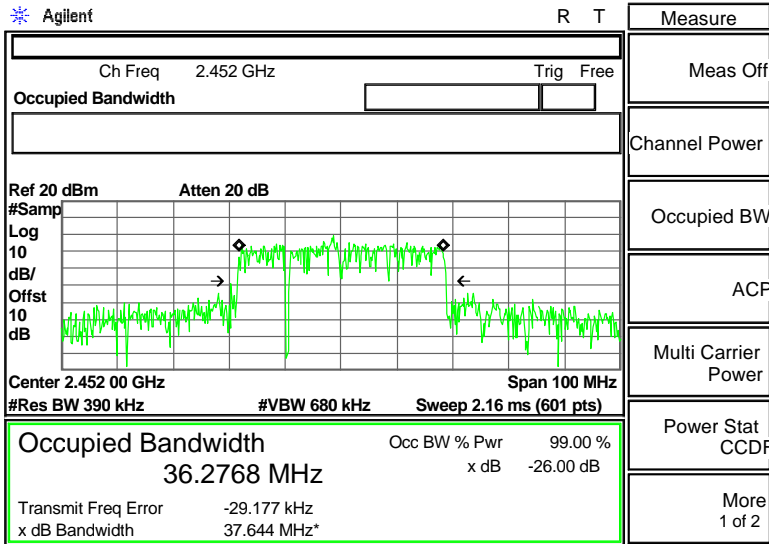
No.		Δ Frequency(MHz)	Δ Level(dB)
1	mk3-mk1	36.5	0.62



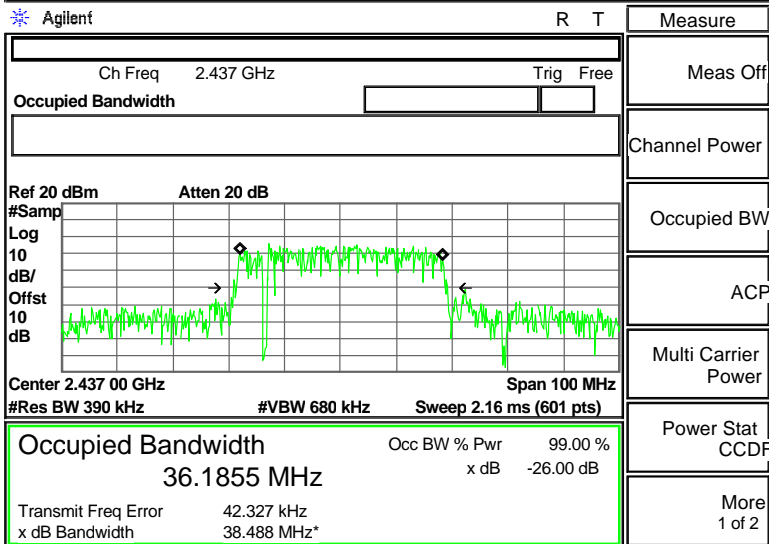
Condition:	Chain 1	RF Conducted
EUT:	Wi-Fi Invite Home Router	Sweep Time: 500ms Att.: 10dB
Model:	RF-HTN104	RBW: 100 KHz VBW: 300 KHz
Test Mode:	Transmitting	
Note:	FCC-802.11gn_HT40 Channel 09-6dB EBW	

No.	Frequency(MHz)	Level(dBm)
1	2433.75000	-14.58
2	2454.50000	-6.00
3	2470.25000	-14.09

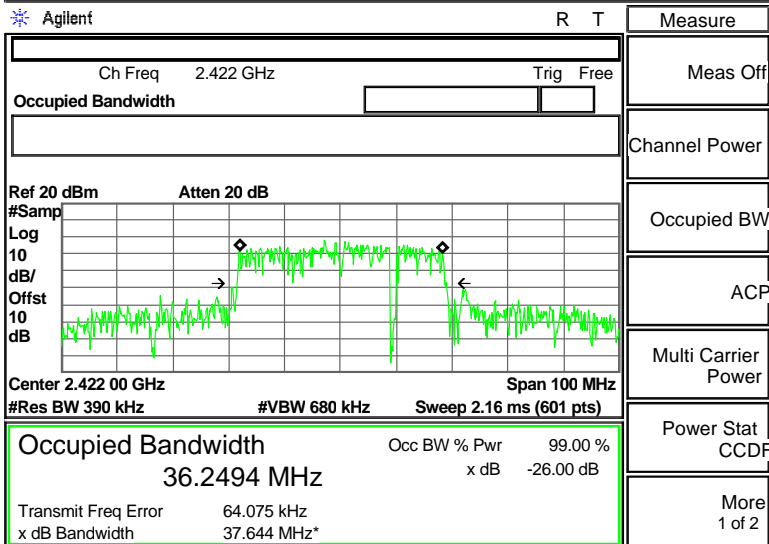
No.		Δ Frequency(MHz)	Δ Level(dB)
1	mk3-mk1	36.5	0.49



Copyright 2000-2008 Agilent Technologies



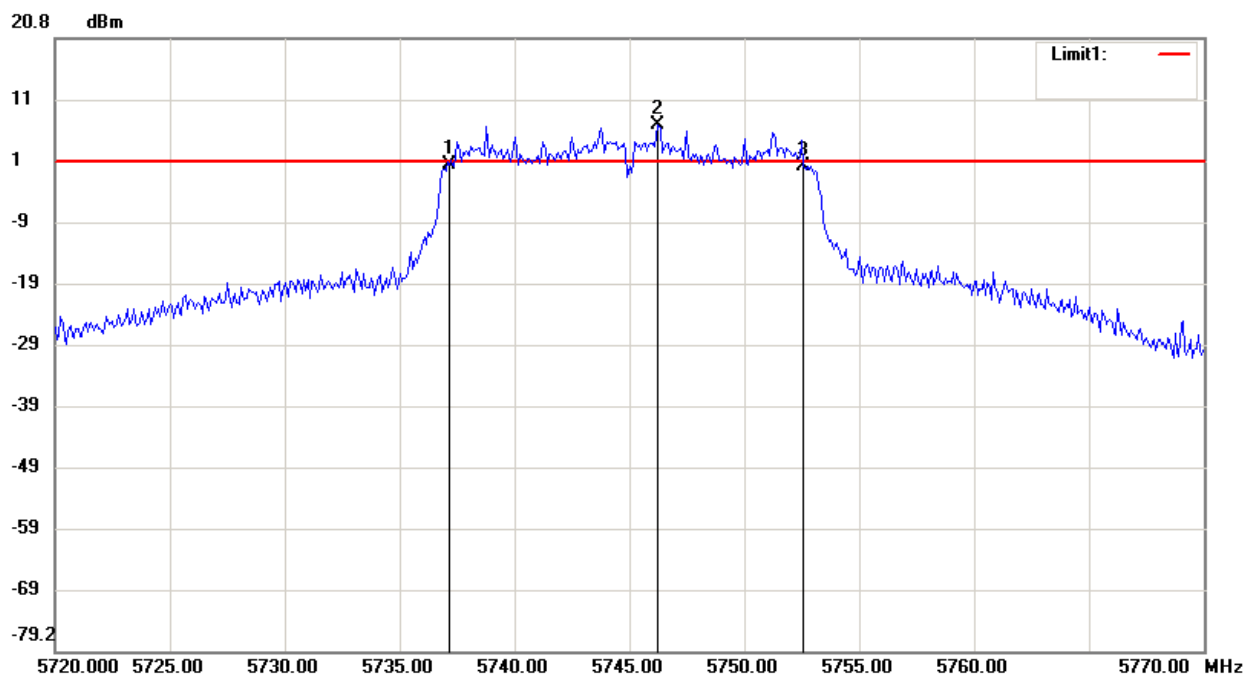
Copyright 2000-2008 Agilent Technologies



Copyright 2000-2008 Agilent Technologies

Table 18: Test result of 6dB Bandwidth & 99% Bandwidth, 802.11a

Channel	Channel Frequency (MHz)	6dB Bandwidth (MHz)		99% Bandwidth (MHz)		Limit
		Chain 0	Chain 1	Chain 0	Chain 1	
Low Channel	5745	15.417	15.833	16.415	16.317	500kHz
Mid Channel	5785	15.500	15.750	16.269	16.357	500kHz
High Channel	5825	15.417	15.333	16.265	16.297	500kHz

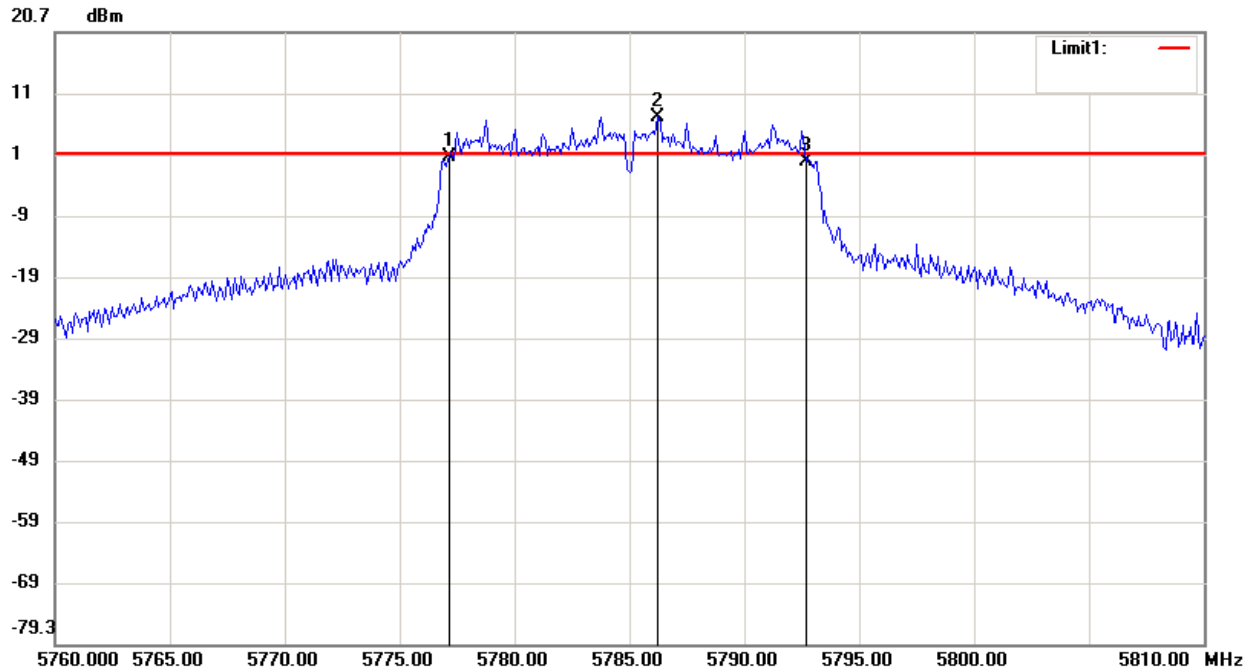


Condition: Chain 0
EUT: Wi-Fi Invite Home Router
Model: RF-HTN104
Test Mode: Transmitting
Note: FCC-802.11a Channel 149-6dB EBW

RF Conducted
Sweep Time: 500ms **Att.:** 30dB
RBW: 100 KHz **VBW:** 300 KHz

No.	Frequency(MHz)	Level(dBm)
1	5737.1667	0.26
2	5746.2500	6.72
3	5752.5833	-0.16

No.		Δ Frequency(MHz)	Δ Level(dB)
1	mk3-mk1	15.4166	-0.42

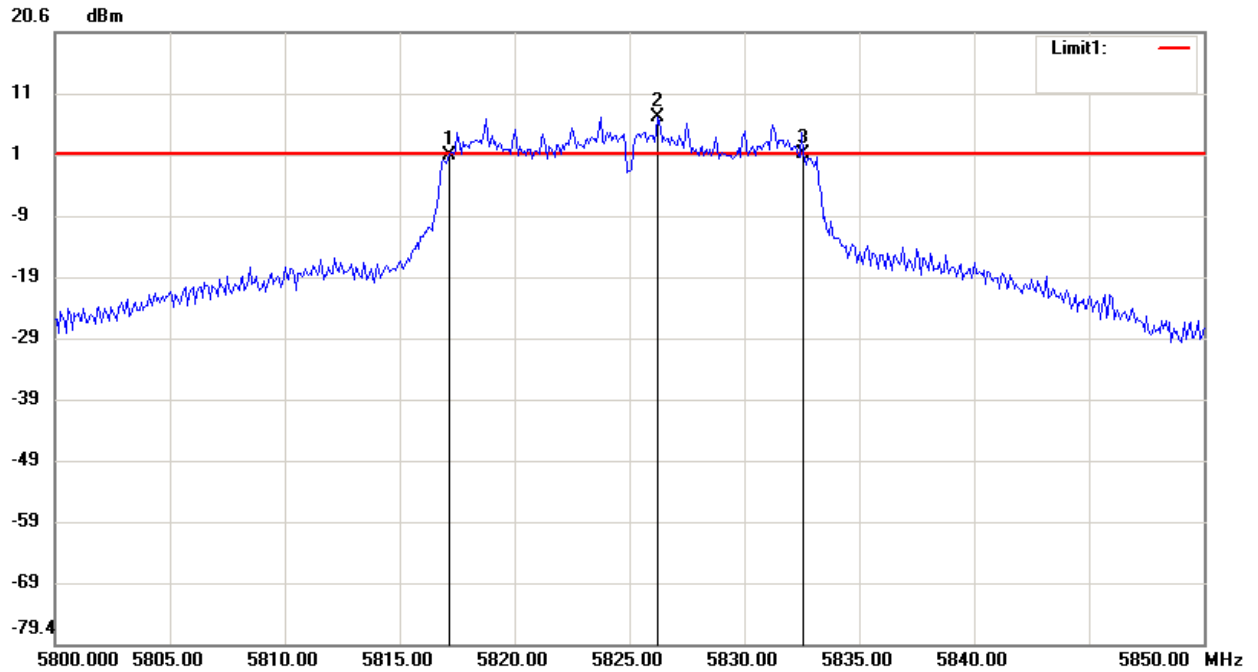


Condition: Chain 0
EUT: Wi-Fi Invite Home Router
Model: RF-HTN104
Test Mode: Transmitting
Note: FCC-802.11a Channel 157-6dB EBW

RF Conducted
Sweep Time: 500ms **Att.:** 30dB
RBW: 100 KHz **VBW:** 300 KHz

No.	Frequency(MHz)	Level(dBm)
1	5777.1667	0.36
2	5786.2500	6.93
3	5792.6667	-0.44

No.		Δ Frequency(MHz)	Δ Level(dB)
1	mk3-mk1	15.5	-0.8

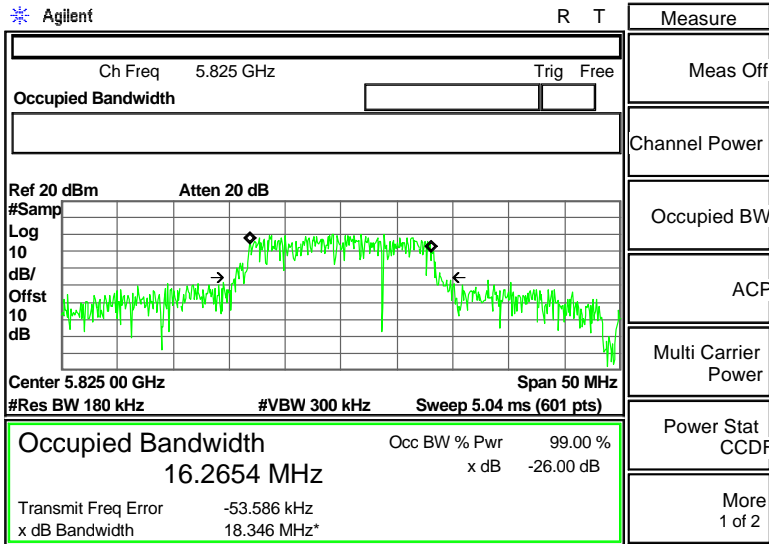


Condition: Chain 0
EUT: Wi-Fi Invite Home Router
Model: RF-HTN104
Test Mode: Transmitting
Note: FCC-802.11a Channel 165-6dB EBW

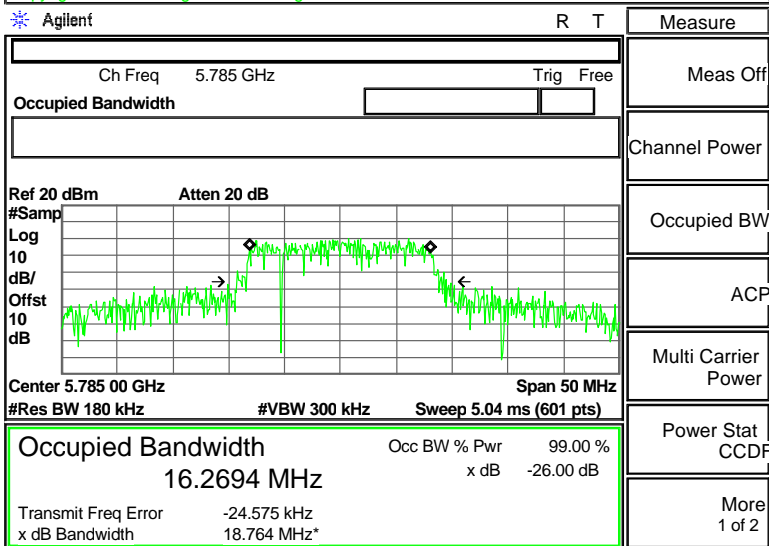
RF Conducted
Sweep Time: 500ms **Att.:** 30dB
RBW: 100 KHz **VBW:** 300 KHz

No.	Frequency(MHz)	Level(dBm)
1	5817.1667	0.57
2	5826.2500	6.72
3	5832.5833	0.66

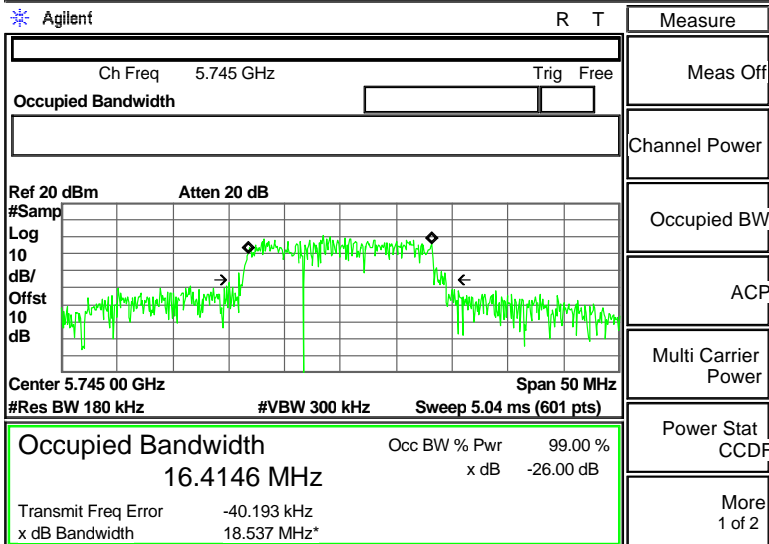
No.		Δ Frequency(MHz)	Δ Level(dB)
1	mk3-mk1	15.4166	0.09



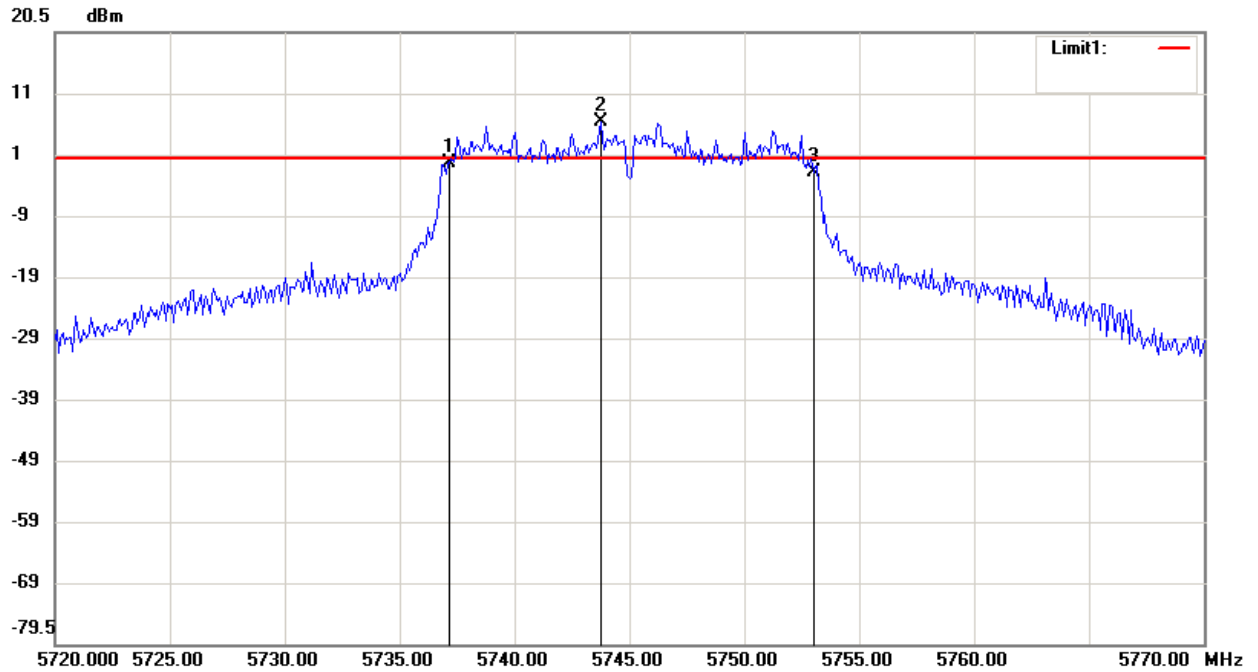
Copyright 2000-2008 Agilent Technologies



Copyright 2000-2008 Agilent Technologies



Copyright 2000-2008 Agilent Technologies

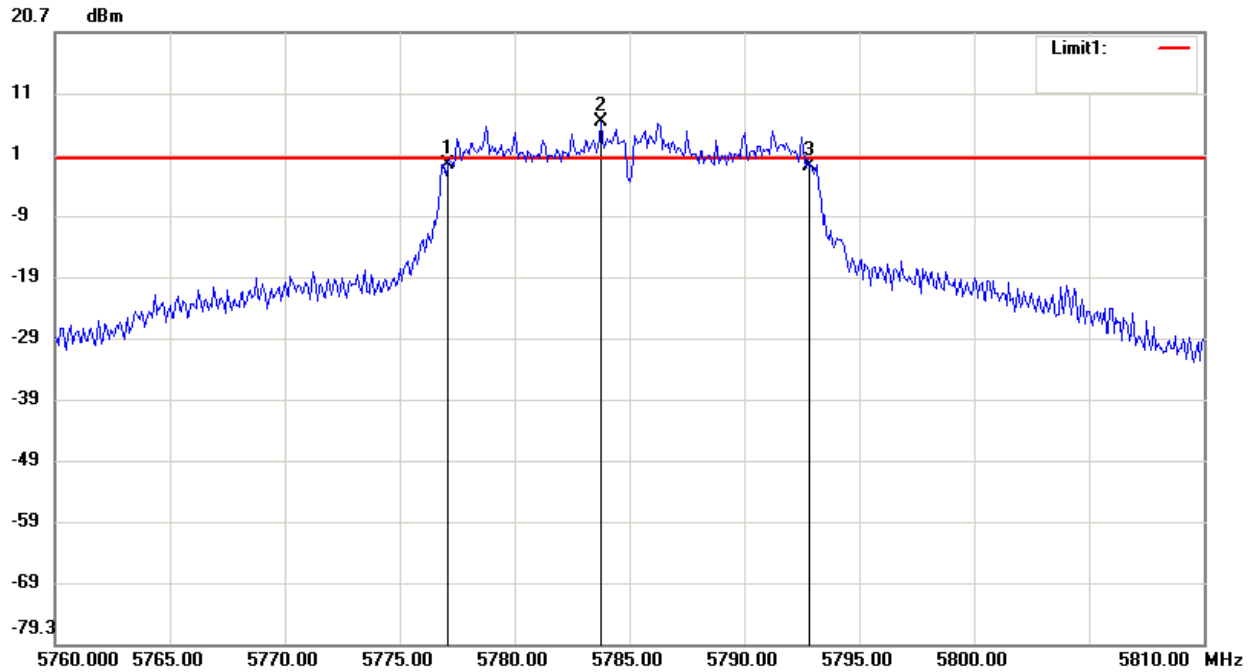


Condition: Chain 1
EUT: Wi-Fi Invite Home Router
Model: RF-HTN104
Test Mode: Transmitting
Note: FCC-802.11a Channel 149-6dB EBW

RF Conducted
Sweep Time: 500ms **Att.:** 30dB
RBW: 100 KHz **VBW:** 300 KHz

No.	Frequency(MHz)	Level(dBm)
1	5737.1667	-0.78
2	5743.7500	5.83
3	5753.0000	-2.46

No.		Δ Frequency(MHz)	Δ Level(dB)
1	mk3-mk1	15.8333	-1.68

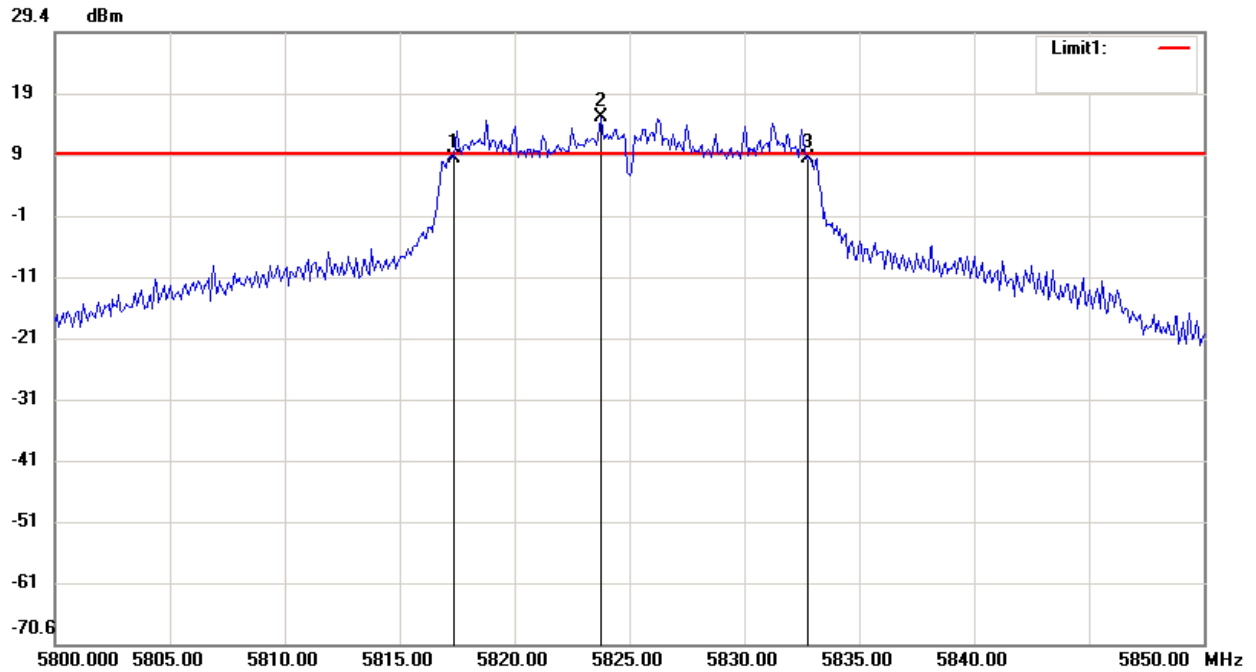


Condition: Chain 1
EUT: Wi-Fi Invite Home Router
Model: RF-HTN104
Test Mode: Transmitting
Note: FCC-802.11a Channel 157-6dB EBW

RF Conducted
Sweep Time: 500ms **Att.:** 30dB
RBW: 100 KHz **VBW:** 300 KHz

No.	Frequency(MHz)	Level(dBm)
1	5777.0833	-1.02
2	5783.7500	5.95
3	5792.8333	-1.20

No.		Δ Frequency(MHz)	Δ Level(dB)
1	mk3-mk1	15.75	-0.18

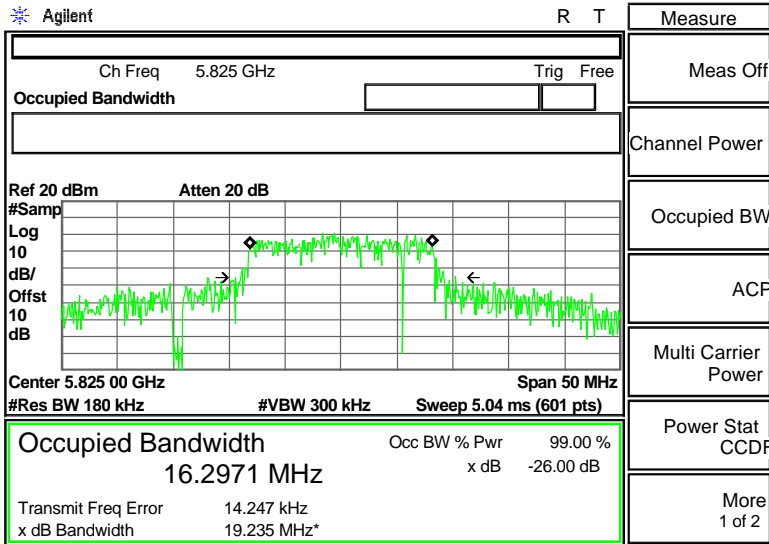


Condition: Chain 1
EUT: Wi-Fi Invite Home Router
Model: RF-HTN104
Test Mode: Transmitting
Note: FCC-802.11a Channel 165-6dB EBW

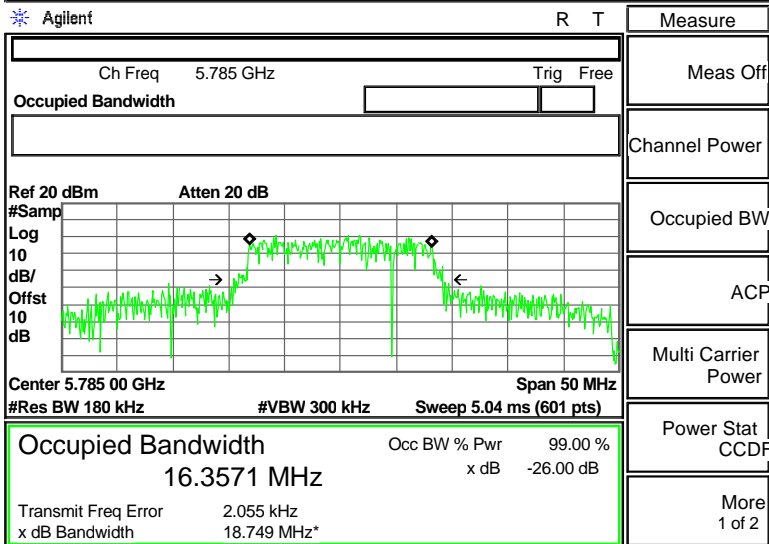
RF Conducted
Sweep Time: 500ms **Att.:** 30dB
RBW: 100 KHz **VBW:** 300 KHz

No.	Frequency(MHz)	Level(dBm)
1	5817.33330	8.71
2	5823.75000	15.59
3	5832.66670	8.79

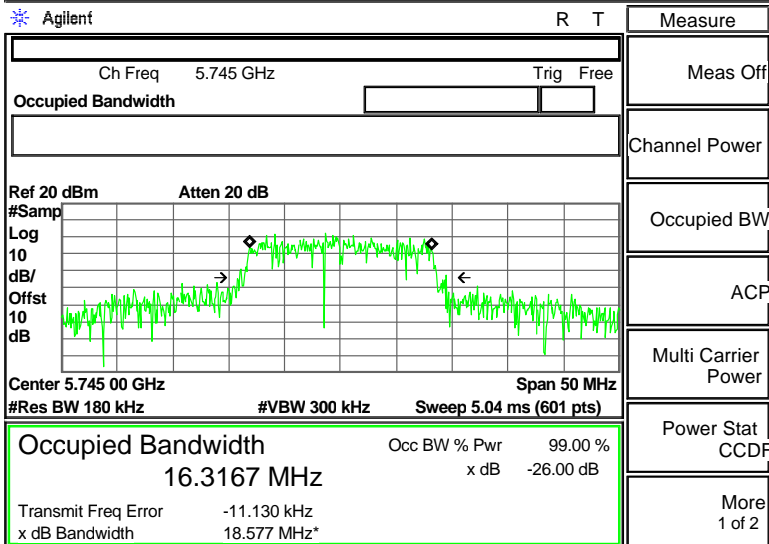
No.		Δ Frequency(MHz)	Δ Level(dB)
1	mk3-mk1	15.3334	0.08



Copyright 2000-2008 Agilent Technologies



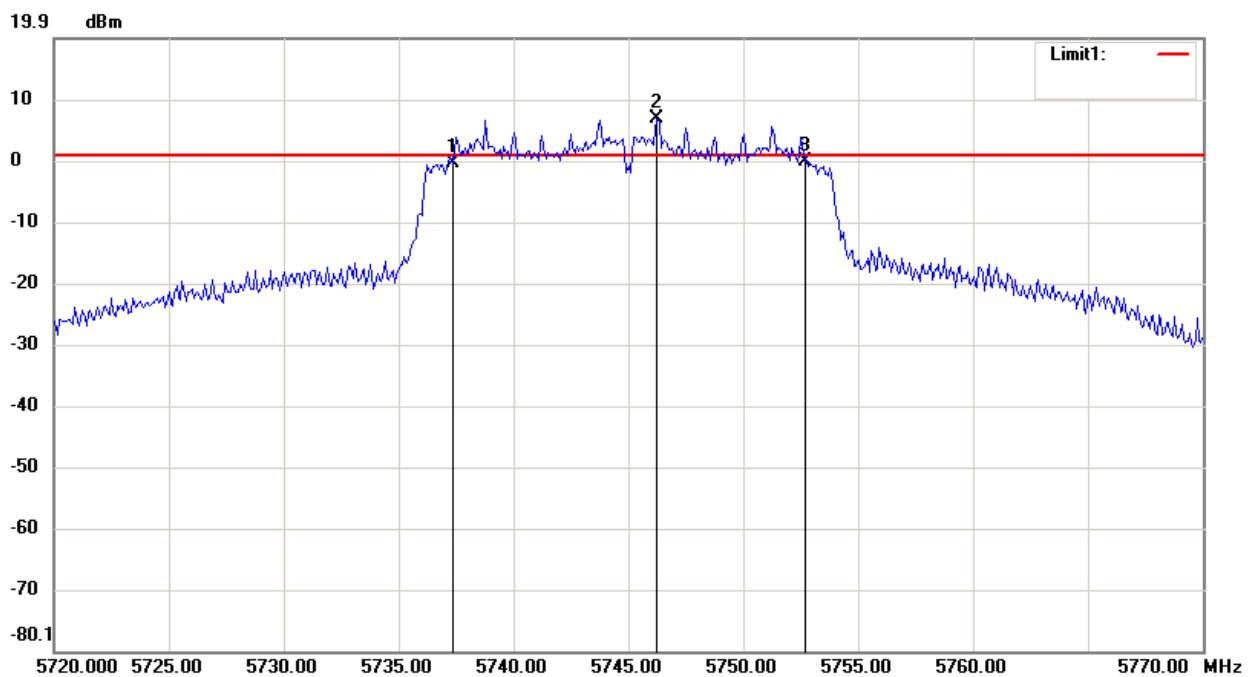
Copyright 2000-2008 Agilent Technologies



Copyright 2000-2008 Agilent Technologies

Table 19: Test result of 6dB Bandwidth & 99% Bandwidth, 802.11an, HT20

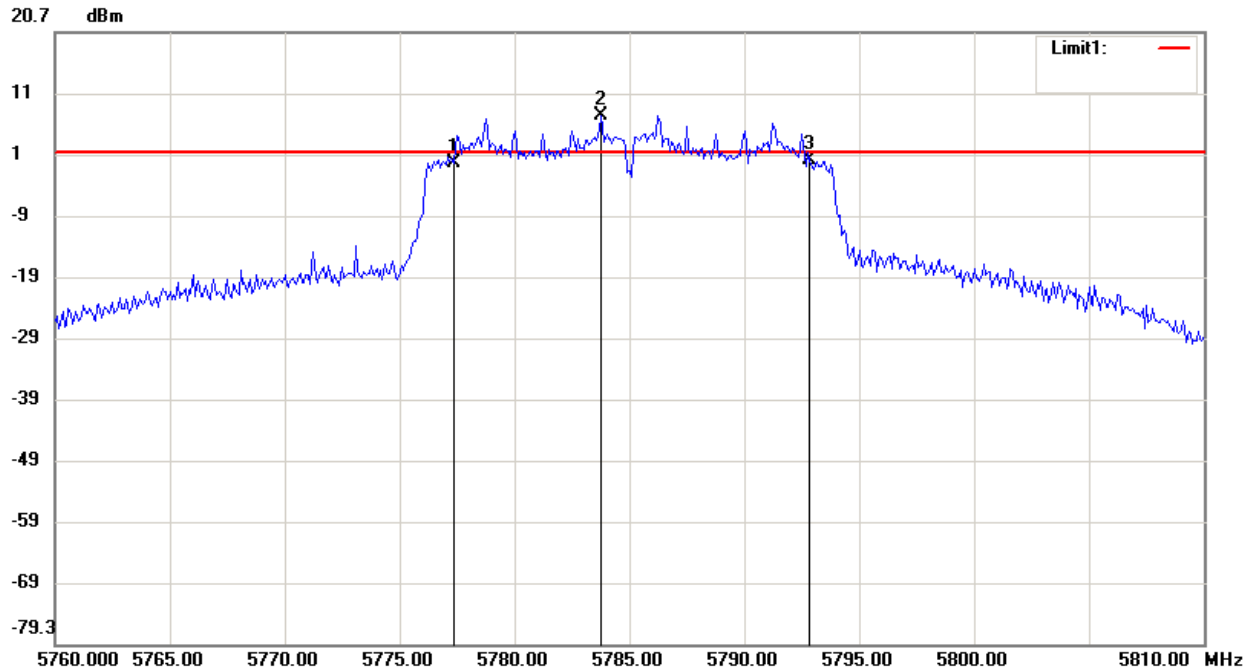
Channel	Channel Frequency (MHz)	6dB Bandwidth (MHz)		99% Bandwidth (MHz)		Limit
		Chain 0	Chain 1	Chain 0	Chain 1	
Low Channel	5745	15.333	15.750	17.537	17.607	500kHz
Mid Channel	5785	15.500	15.333	17.593	17.537	500kHz
High Channel	5825	15.333	15.833	17.541	17.537	500kHz



Condition: Chain 0 **RF Conducted**
EUT: Wi-Fi Invite Home Router **Sweep Time: 500ms Att.: 20dB**
Model: RF-HTN104 **RBW: 100 KHz VBW: 300 KHz**
Test Mode: Transmitting
Note: FCC-802.11an_HT20 Channel 149-6dB EBW

No.	Frequency(MHz)	Level(dBm)
1	5737.3333	-0.34
2	5746.2500	6.77
3	5752.6667	-0.10

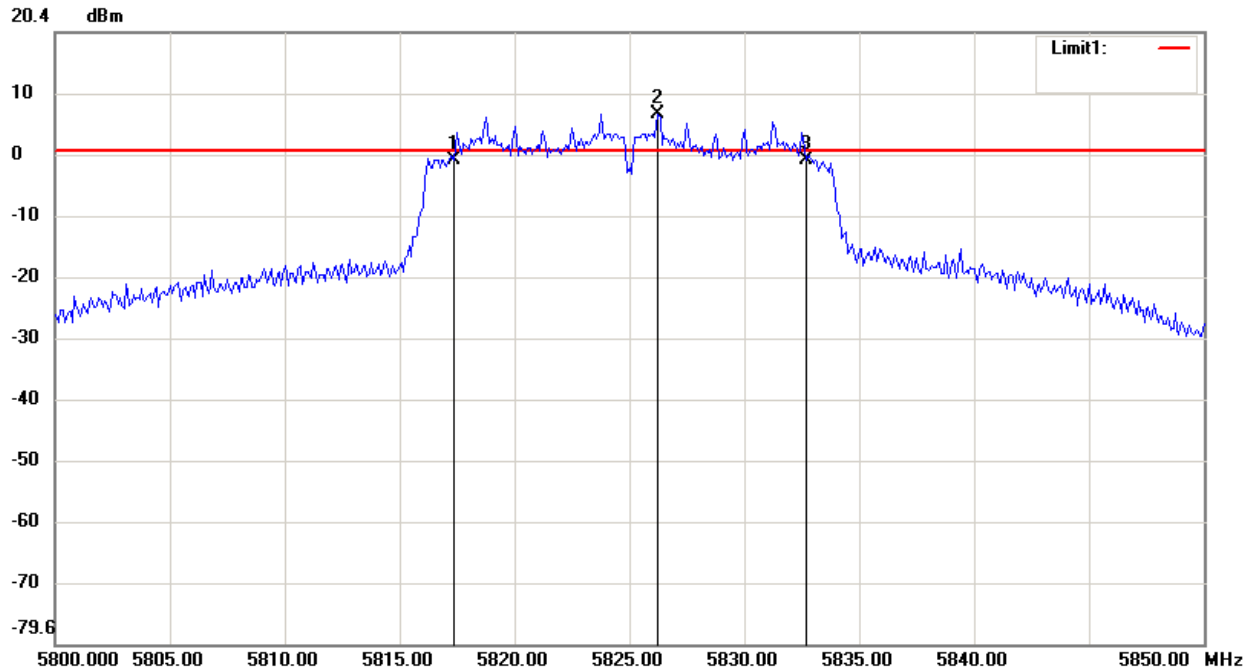
No.		Δ Frequency(MHz)	Δ Level(dB)
1	mk3-mk1	15.3334	0.24



Condition:	Chain 0	RF Conducted
EUT:	Wi-Fi Invite Home Router	Sweep Time: 500ms Att.: 30dB
Model:	RF-HTN104	RBW: 100 KHz VBW: 300 KHz
Test Mode:	Transmitting	
Note:	FCC-802.11an_HT20 Channel 157-6dB EBW	

No.	Frequency(MHz)	Level(dBm)
1	5777.3333	-0.65
2	5783.7500	7.07
3	5792.8333	-0.09

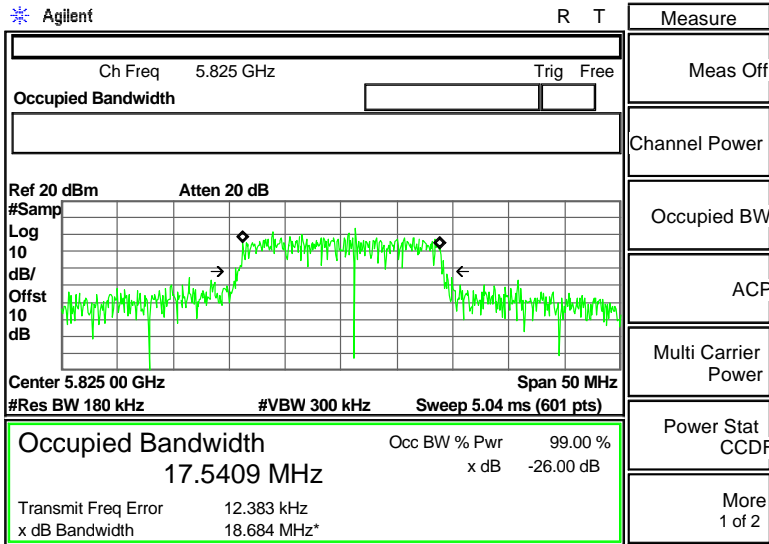
No.		Δ Frequency(MHz)	Δ Level(dB)
1	mk3-mk1	15.5	0.56



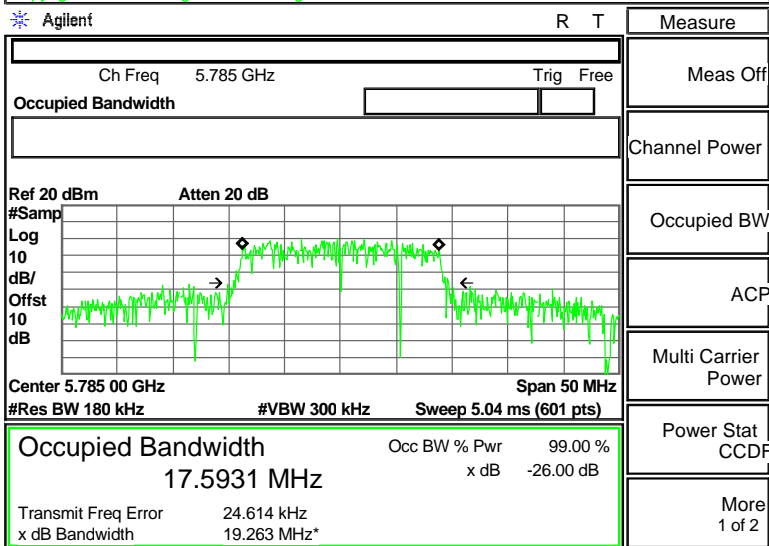
Condition: Chain 0 **RF Conducted**
EUT: Wi-Fi Invite Home Router **Sweep Time: 500ms Att.: 30dB**
Model: RF-HTN104 **RBW: 100 KHz VBW: 300 KHz**
Test Mode: Transmitting
Note: FCC-802.11an_HT20 Channel 165-6dB EBW

No.	Frequency(MHz)	Level(dBm)
1	5817.3333	-0.56
2	5826.2500	6.94
3	5832.6667	-0.58

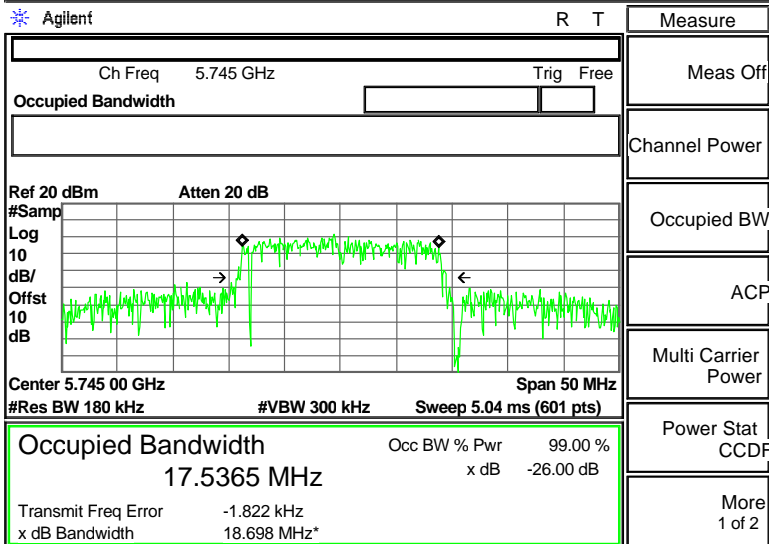
No.		Δ Frequency(MHz)	Δ Level(dB)
1	mk3-mk1	15.3334	-0.02



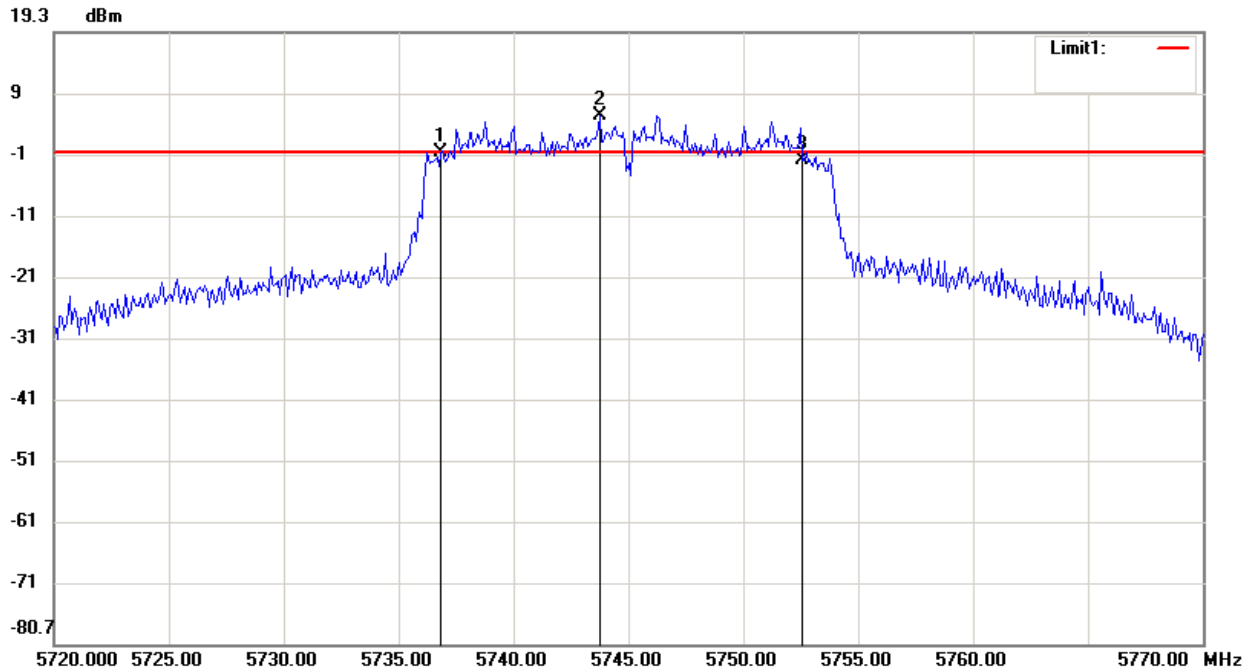
Copyright 2000-2008 Agilent Technologies



Copyright 2000-2008 Agilent Technologies



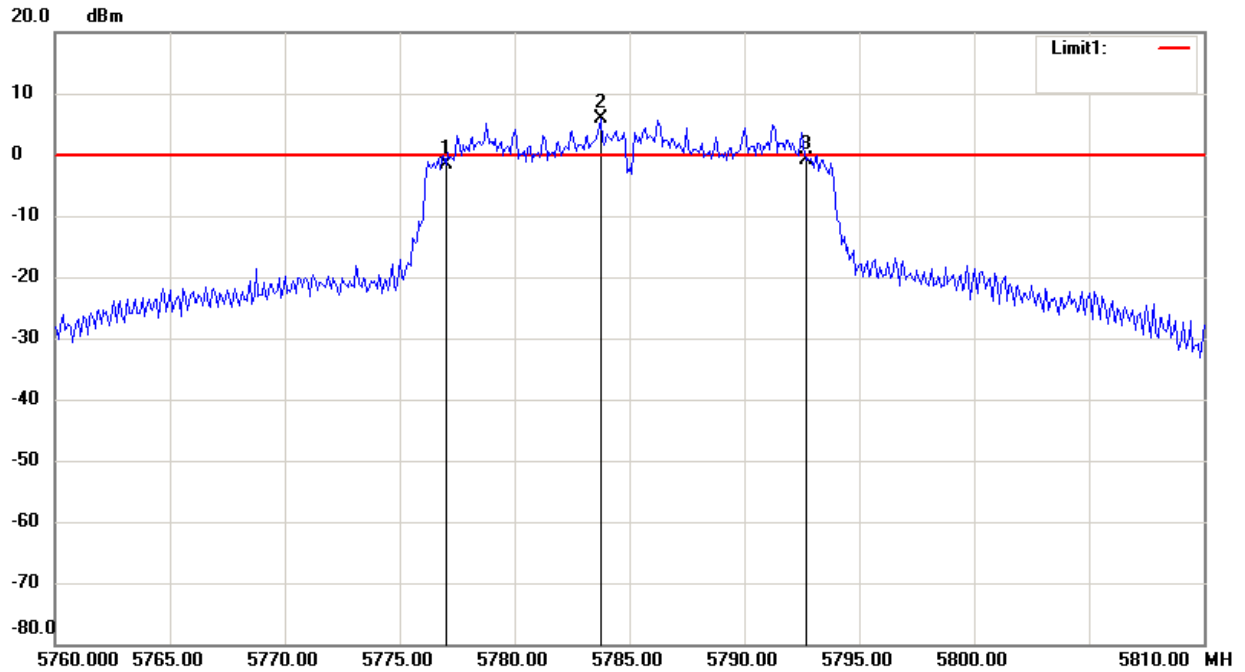
Copyright 2000-2008 Agilent Technologies



Condition:	Chain 1	RF Conducted
EUT:	Wi-Fi Invite Home Router	Sweep Time: 500ms Att.: 20dB
Model:	RF-HTN104	RBW: 100 KHz VBW: 300 KHz
Test Mode:	Transmitting	
Note:	FCC-802.11an_HT20 Channel 149-6dB EBW	

No.	Frequency(MHz)	Level(dBm)
1	5736.8333	-0.39
2	5743.7500	5.82
3	5752.5833	-1.42

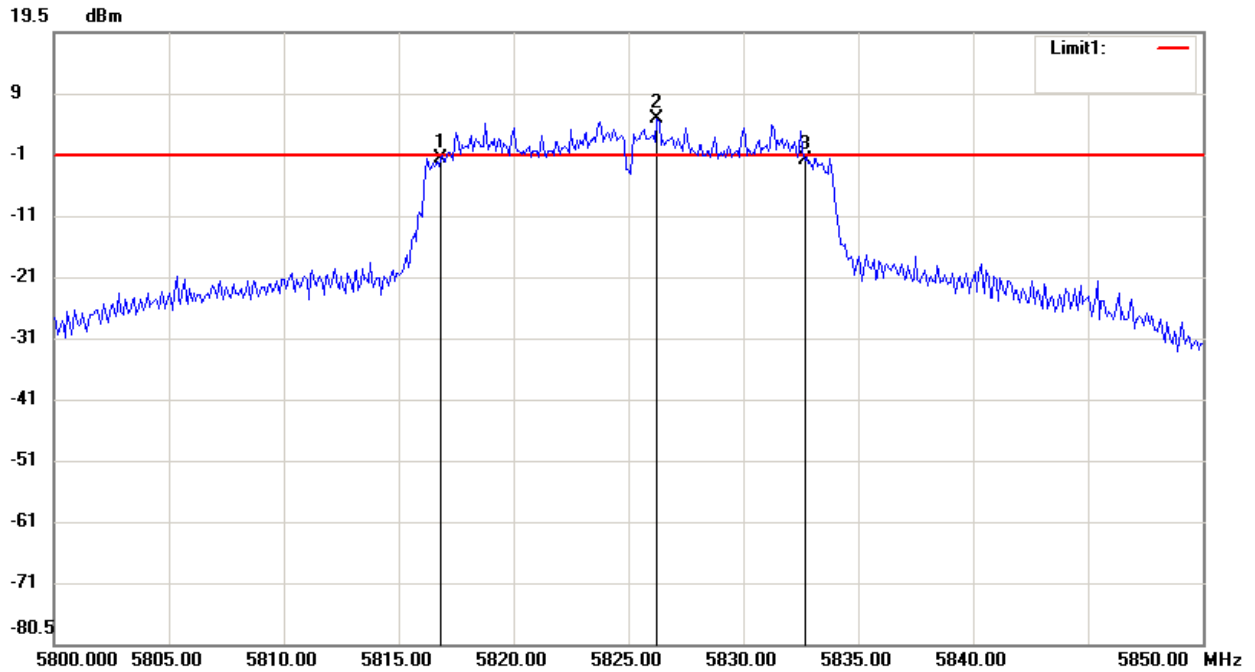
No.		Δ Frequency(MHz)	Δ Level(dB)
1	mk3-mk1	15.75	-1.03



Condition:	Chain 1	RF Conducted
EUT:	Wi-Fi Invite Home Router	Sweep Time: 500ms Att.: 20dB
Model:	RF-HTN104	RBW: 100 KHz VBW: 300 KHz
Test Mode:	Transmitting	
Note:	FCC-802.11an_HT20 Channel 157-6dB EBW	

No.	Frequency(MHz)	Level(dBm)
1	5777.0000	-1.72
2	5783.7500	5.85
3	5792.6667	-0.85

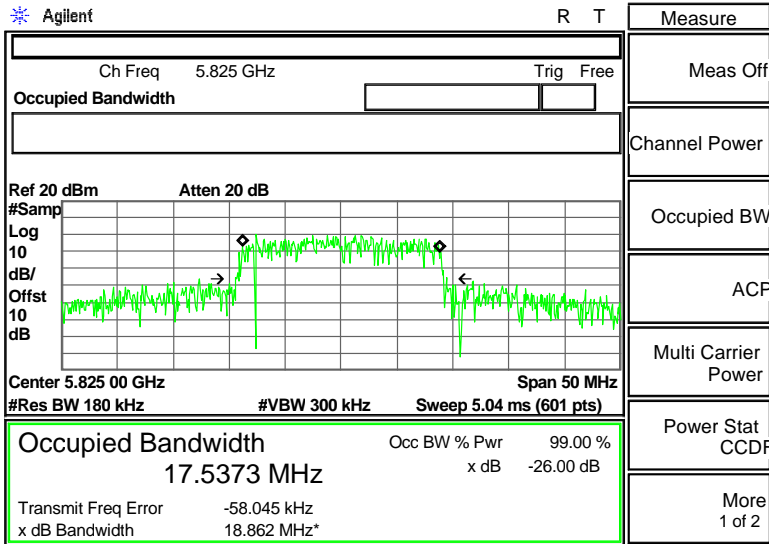
No.		Δ Frequency(MHz)	Δ Level(dB)
1	mk3-mk1	15.6667	0.87



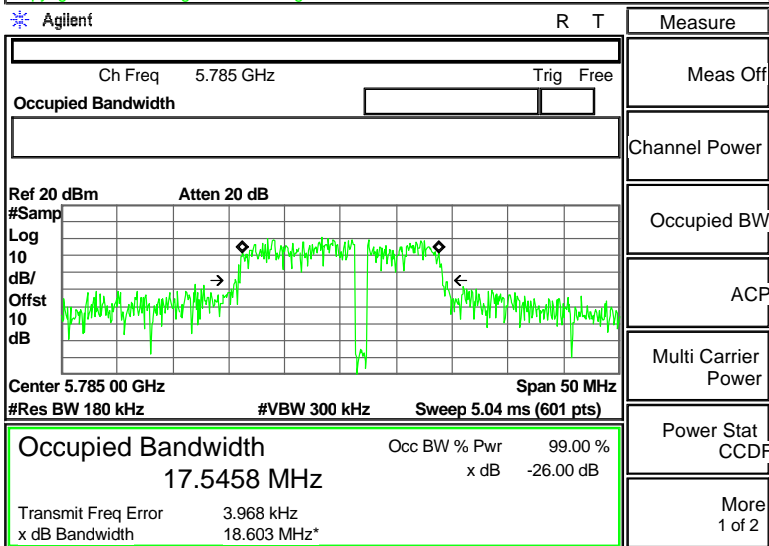
Condition:	Chain 1	RF Conducted
EUT:	Wi-Fi Invite Home Router	Sweep Time: 500ms Att.: 20dB
Model:	RF-HTN104	RBW: 100 KHz VBW: 300 KHz
Test Mode:	Transmitting	
Note:	FCC-802.11an_HT20 Channel 165-6dB EBW	

No.	Frequency(MHz)	Level(dBm)
1	5816.8333	-1.05
2	5826.2500	5.26
3	5832.6667	-1.34

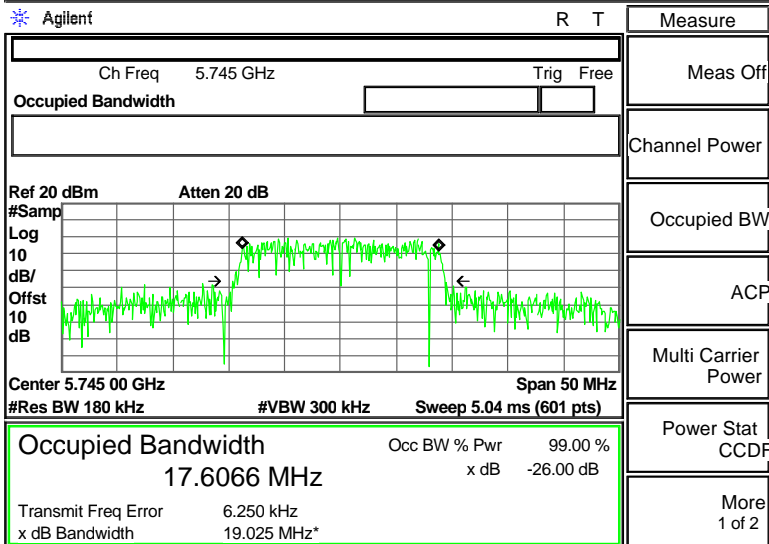
No.		Δ Frequency(MHz)	Δ Level(dB)
1	mk3-mk1	15.8334	-0.29



Copyright 2000-2008 Agilent Technologies



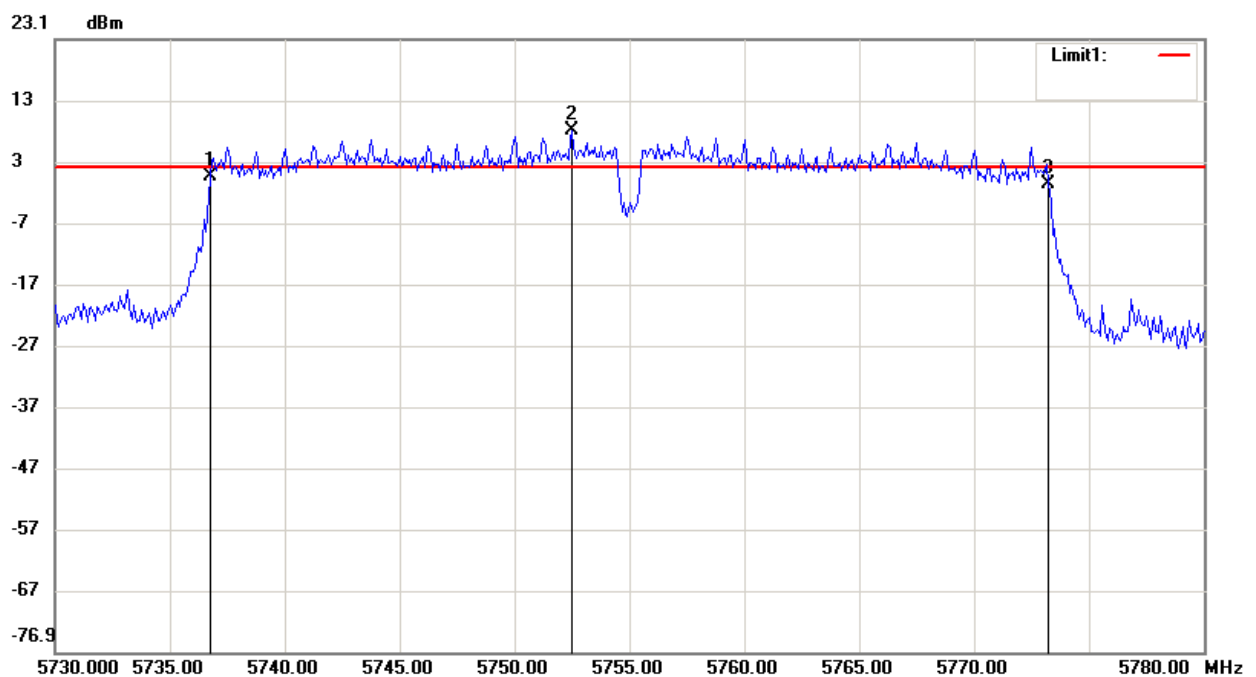
Copyright 2000-2008 Agilent Technologies



Copyright 2000-2008 Agilent Technologies

Table 20: Test result of 6dB Bandwidth & 99% Bandwidth, 802.11an, HT40

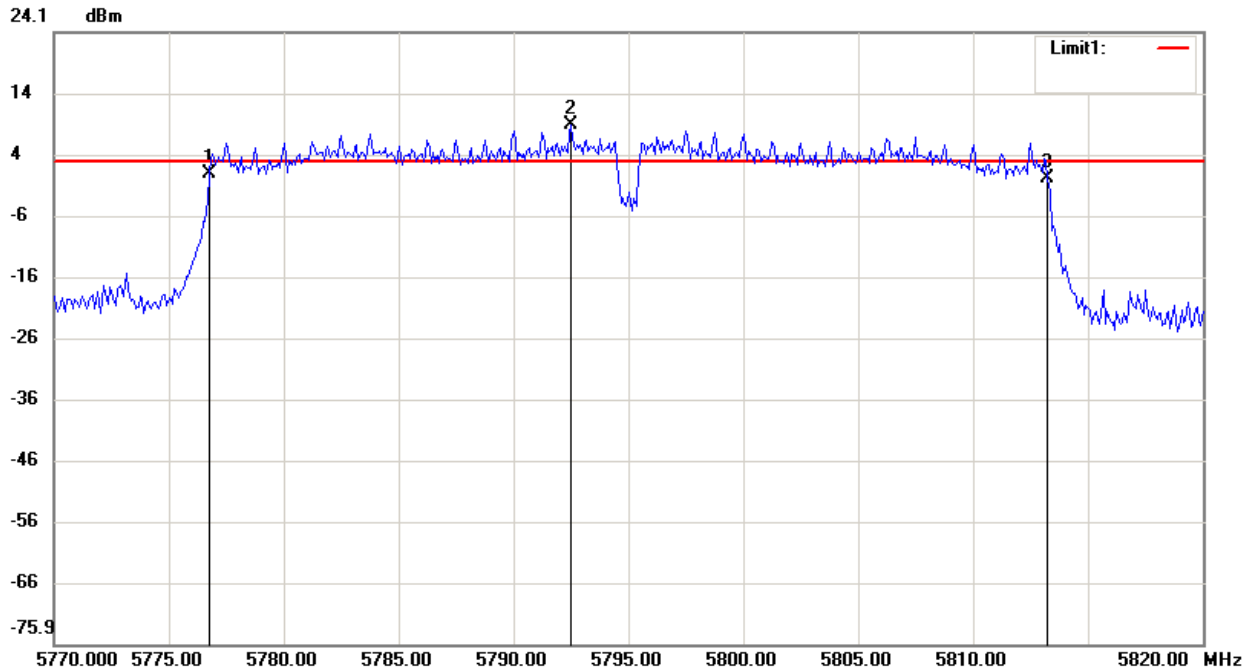
Channel	Channel Frequency (MHz)	6dB Bandwidth (MHz)		99% Bandwidth (MHz)		Limit
		Chain 0	Chain 1	Chain 0	Chain 1	
Low Channel	5755	36.500	36.500	36.432	36.451	500kHz
High Channel	5795	36.500	36.500	36.267	36.390	500kHz



Condition:	Chain 0	RF Conducted
EUT:	Wi-Fi Invite Home Router	Sweep Time: 500ms Att.: 30dB
Model:	RF-HTN104	RBW: 100 KHz VBW: 300 KHz
Test Mode:	Transmitting	
Note:	FCC-802.11an_HT40 Channel 151-6dB EBW	

No.	Frequency(MHz)	Level(dBm)
1	5736.75000	0.65
2	5752.50000	8.16
3	5773.25000	-0.52

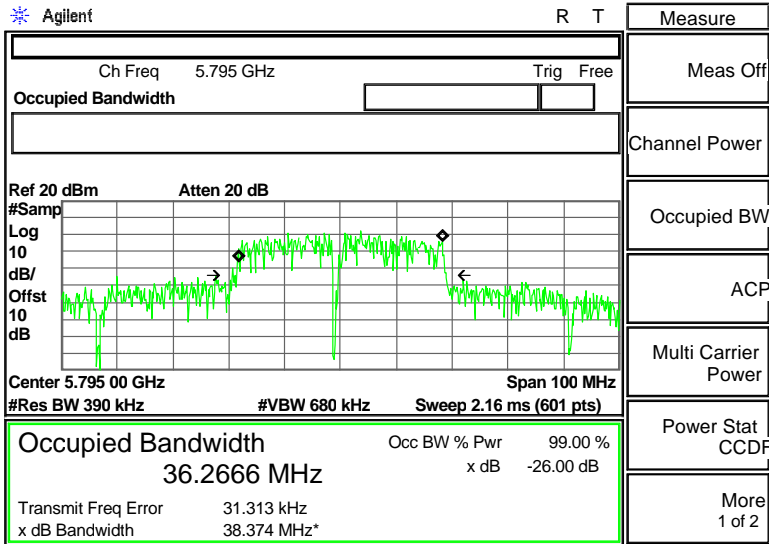
No.		ΔFrequency(MHz)	ΔLevel(dB)
1	mk3-mk1	36.5	-1.17



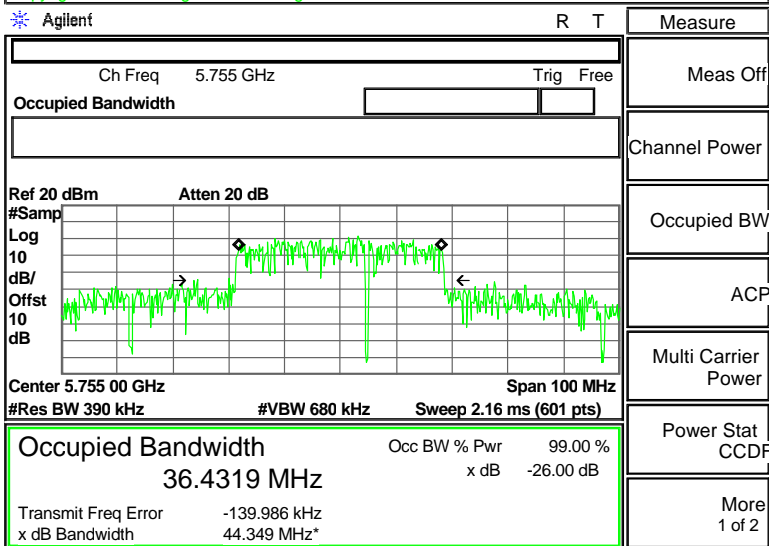
Condition:	Chain 0	RF Conducted
EUT:	Wi-Fi Invite Home Router	Sweep Time: 500ms Att.: 30dB
Model:	RF-HTN104	RBW: 100 KHz VBW: 300 KHz
Test Mode:	Transmitting	
Note:	FCC-802.11an_HT40 Channel 159-6dB EBW	

No.	Frequency(MHz)	Level(dBm)
1	5776.75000	0.98
2	5792.50000	9.02
3	5813.25000	0.27

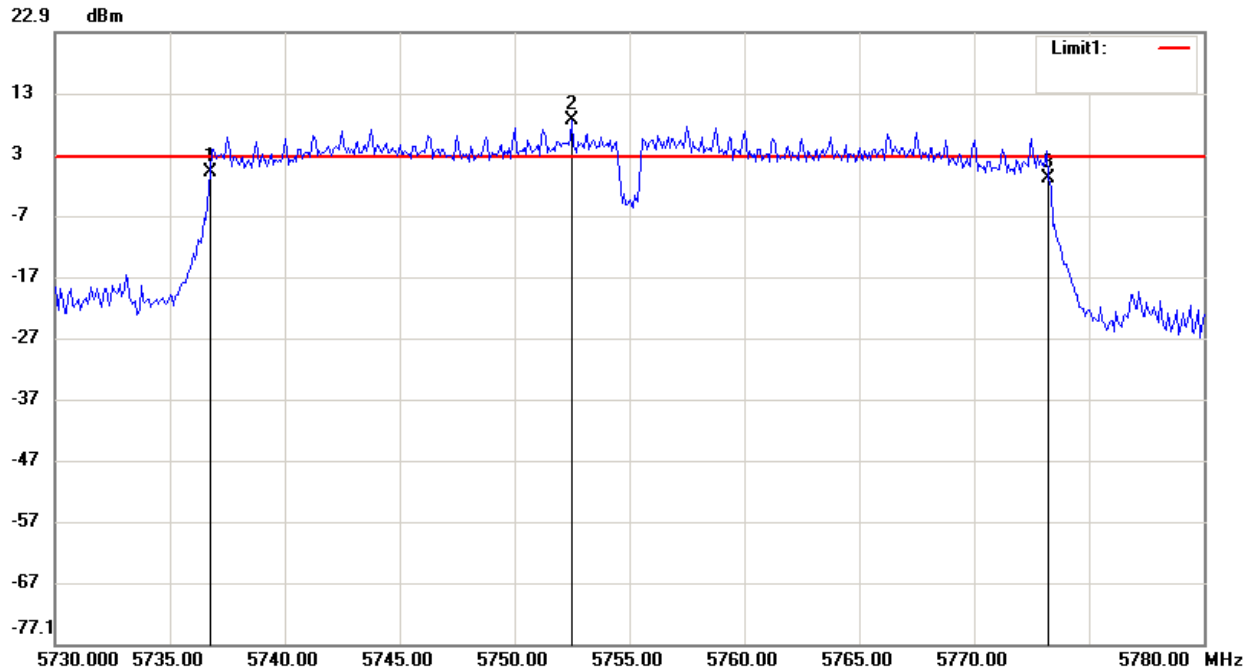
No.		Δ Frequency(MHz)	Δ Level(dB)
1	mk3-mk1	36.5	-0.71



Copyright 2000-2008 Agilent Technologies



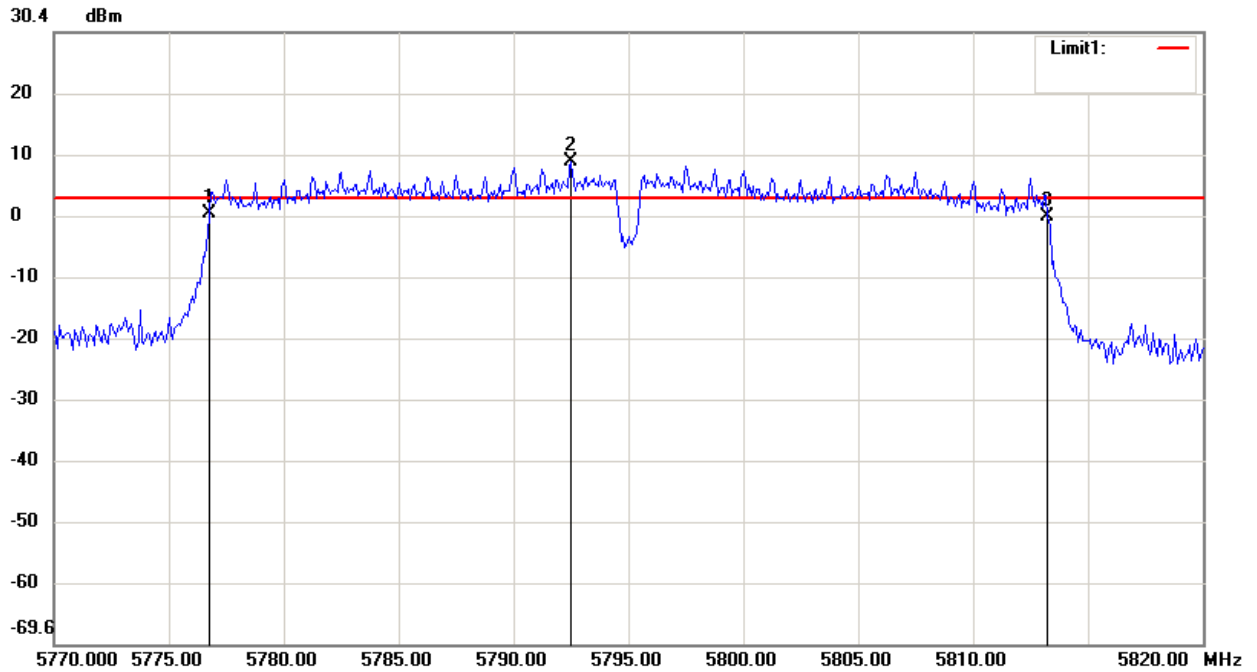
Copyright 2000-2008 Agilent Technologies



Condition:	Chain 1	RF Conducted
EUT:	Wi-Fi Invite Home Router	Sweep Time: 500ms Att.: 30dB
Model:	RF-HTN104	RBW: 100 KHz VBW: 300 KHz
Test Mode:	Transmitting	
Note:	FCC-802.11an_HT40 Channel 151-6dB EBW	

No.	Frequency(MHz)	Level(dBm)
1	5736.75000	0.07
2	5752.50000	8.40
3	5773.25000	-1.01

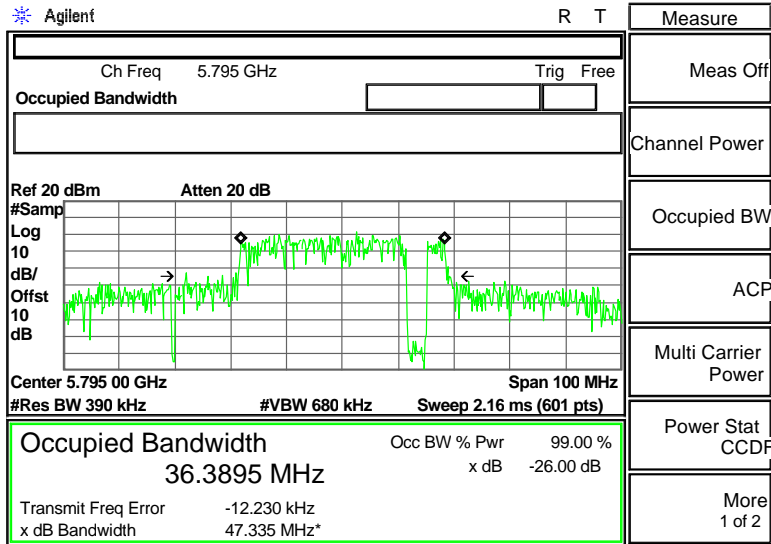
No.		Δ Frequency(MHz)	Δ Level(dB)
1	mk3-mk1	36.5	-1.08



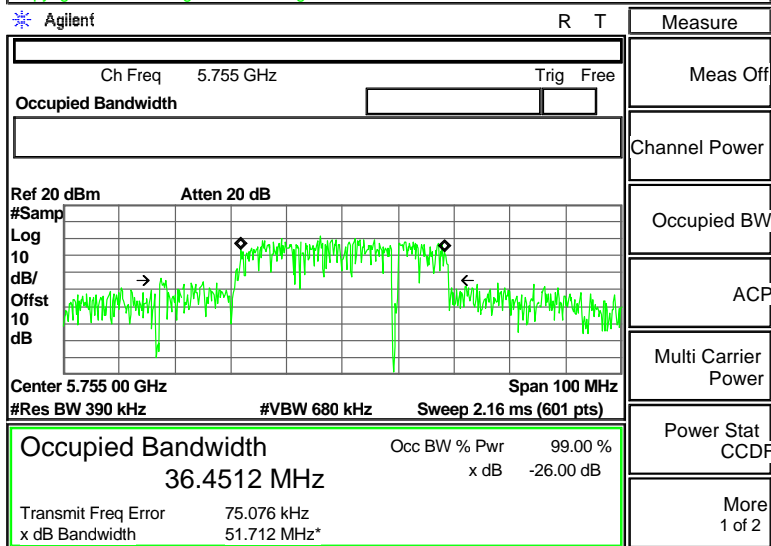
Condition:	Chain 1	RF Conducted
EUT:	Wi-Fi Invite Home Router	Sweep Time: 500ms Att.: 40dB
Model:	RF-HTN104	RBW: 100 KHz VBW: 300 KHz
Test Mode:	Transmitting	
Note:	FCC-802.11an_HT40 Channel 159-6dB EBW	

No.	Frequency(MHz)	Level(dBm)
1	5776.75000	0.77
2	5792.50000	9.30
3	5813.25000	0.28

No.		Δ Frequency(MHz)	Δ Level(dB)
1	mk3-mk1	36.5	-0.49



Copyright 2000-2008 Agilent Technologies



Copyright 2000-2008 Agilent Technologies

5.1.4 Conducted Spurious Emissions in 100kHz Bandwidth

RESULT:**Passed**

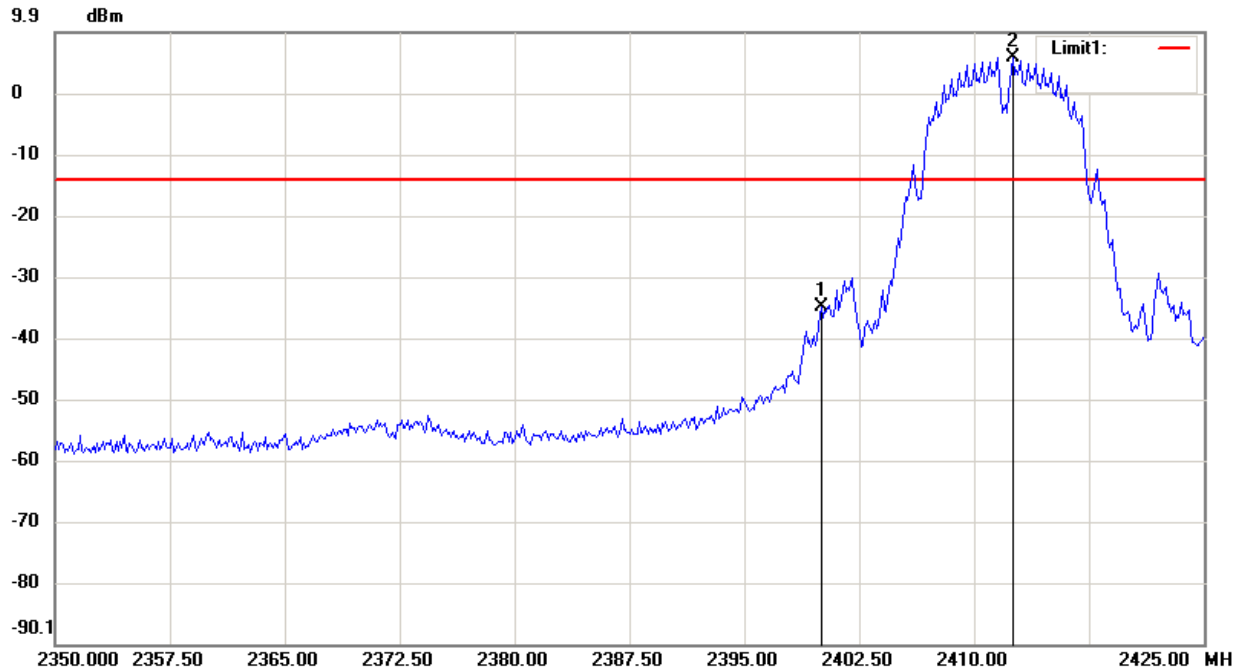
Date of testing	:	2010-12-29 to 2011-01-10
Test standard	:	FCC part 15.247(d) RSS-210 A8.5
Basic standard	:	ANSI C63.4: 2003
Limit	:	20dB (below that in the 100kHz bandwidth within the band that contains the highest level of the desired power); In addition, radiated emissions which fall in the restricted bands, must also comply with the radiated emission limits specified in 15.209(a)
Kind of test site	:	Shield room

Test setup

Test Channel	:	Low/ Middle/ High
Operation mode	:	A
Ambient temperature	:	20°C
Relative humidity	:	56%
Atmospheric pressure	:	101.0 kPa

All Frequency bands were investigated, and all out-of-band conducted emissions were more than 20dB below the carrier.

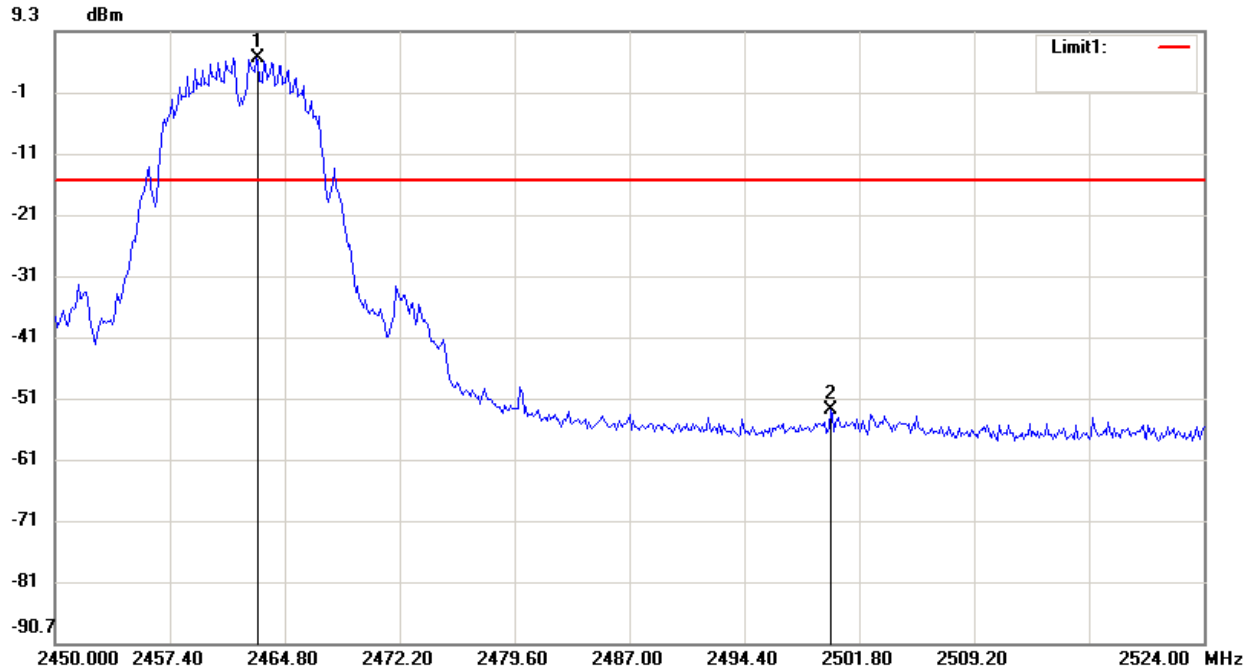
Refer to following pages for details.



Condition: 802.11b
EUT: Wi-Fi Invite Home Router
Model: RF-HTN104
Test Mode: Transmitting
Note: FCC-802.11b Channel 01-Bandedge

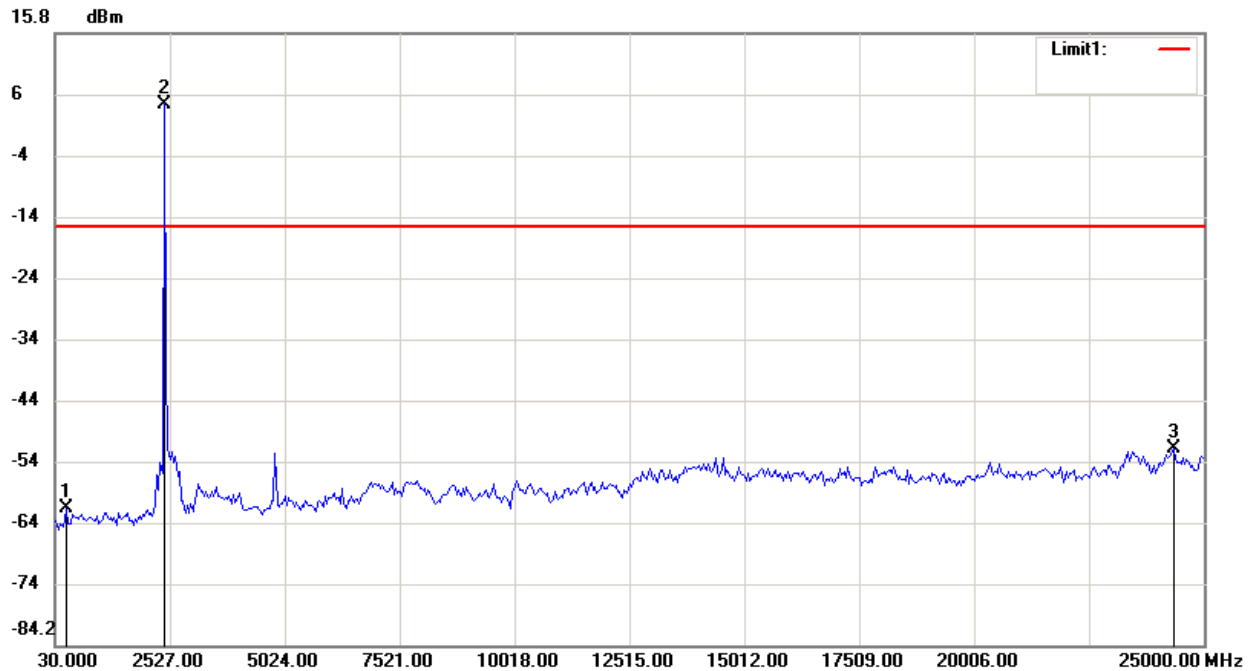
RF Conducted
Sweep Time: 500ms **Att.:** 10dB
RBW: 100 KHz **VBW:** 300 KHz

No.	Frequency(MHz)	Level(dBm)
1	2400.00000	-34.88
2	2412.50000	5.75



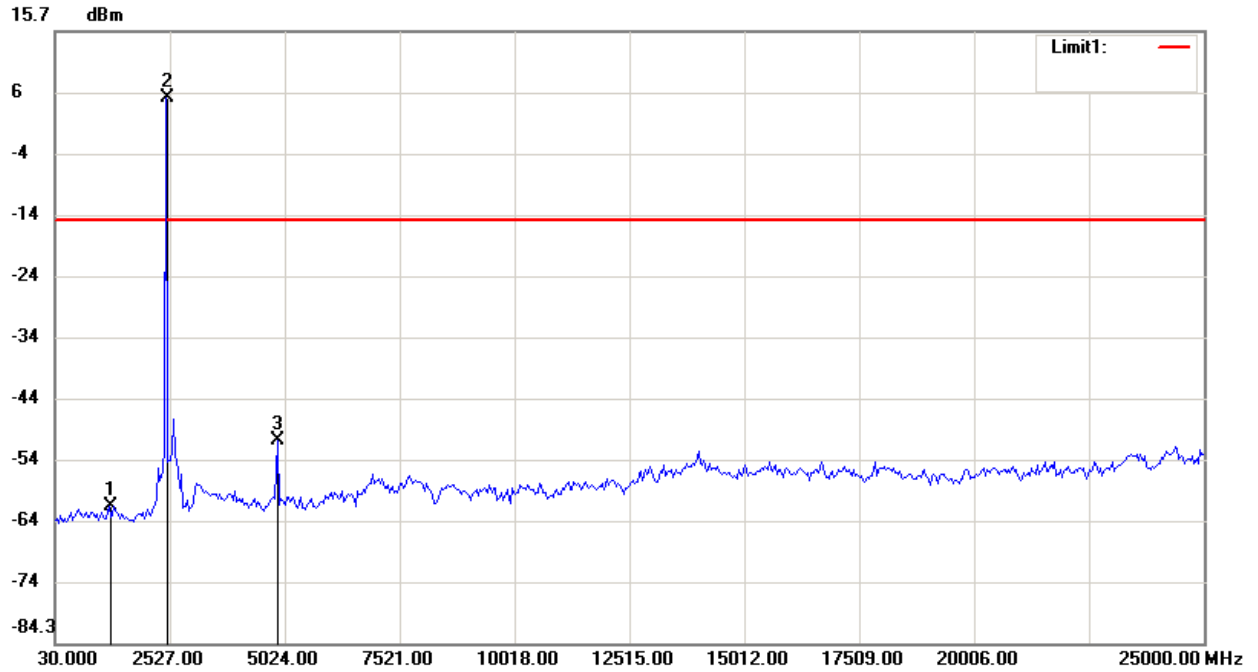
Condition:	802.11b	RF Conducted
EUT:	Wi-Fi Invite Home Router	Sweep Time: 500ms Att.: 10dB
Model:	RF-HTN104	RBW: 100 KHz VBW: 300 KHz
Test Mode:	Transmitting	
Note:	FCC-802.11b Channel 11-Bandedge	

No.	Frequency(MHz)	Level(dBm)
1	2462.95000	4.86
2	2499.95000	-52.60



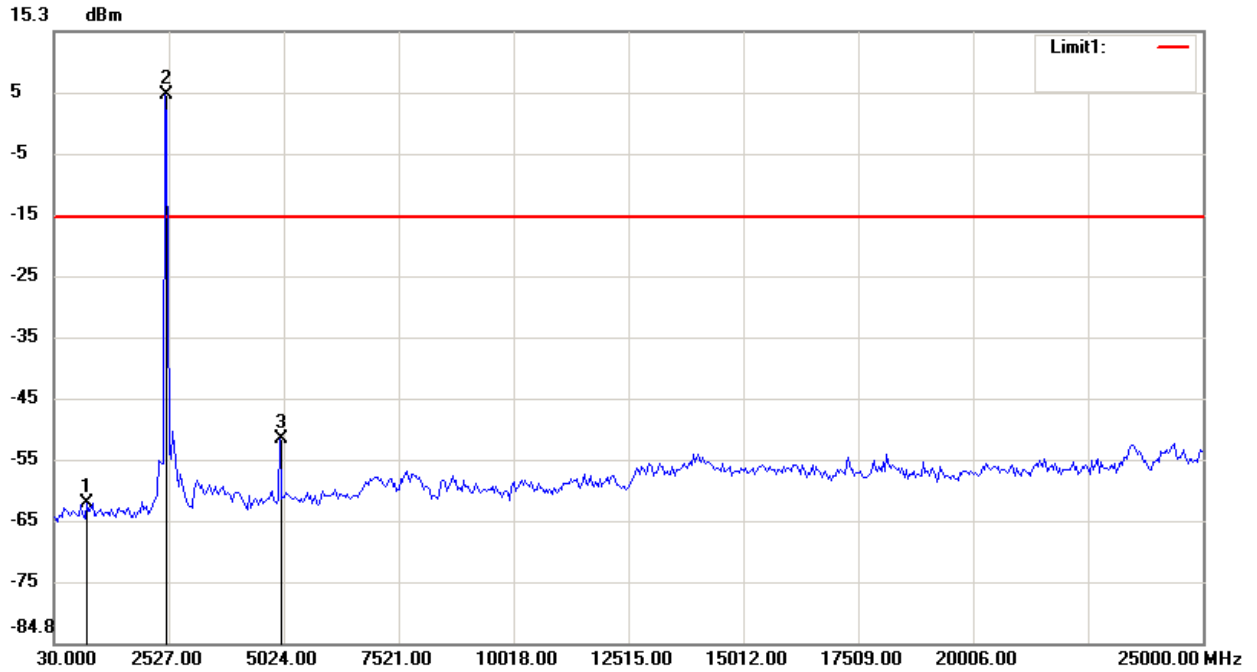
Condition:	802.11b	RF Conducted
EUT:	Wi-Fi Invite Home Router	Sweep Time: 2386.4ms Att.: 20dB
Model:	RF-HTN104	RBW: 100 KHz VBW: 300 KHz
Test Mode:	Transmitting	
Note:	FCC-802.11b Channel 01-Conducted Spurious	

No.	Frequency(MHz)	Level(dBm)
1	279.7000	-61.76
2	2402.15000	4.35
3	24334.13330	-52.11



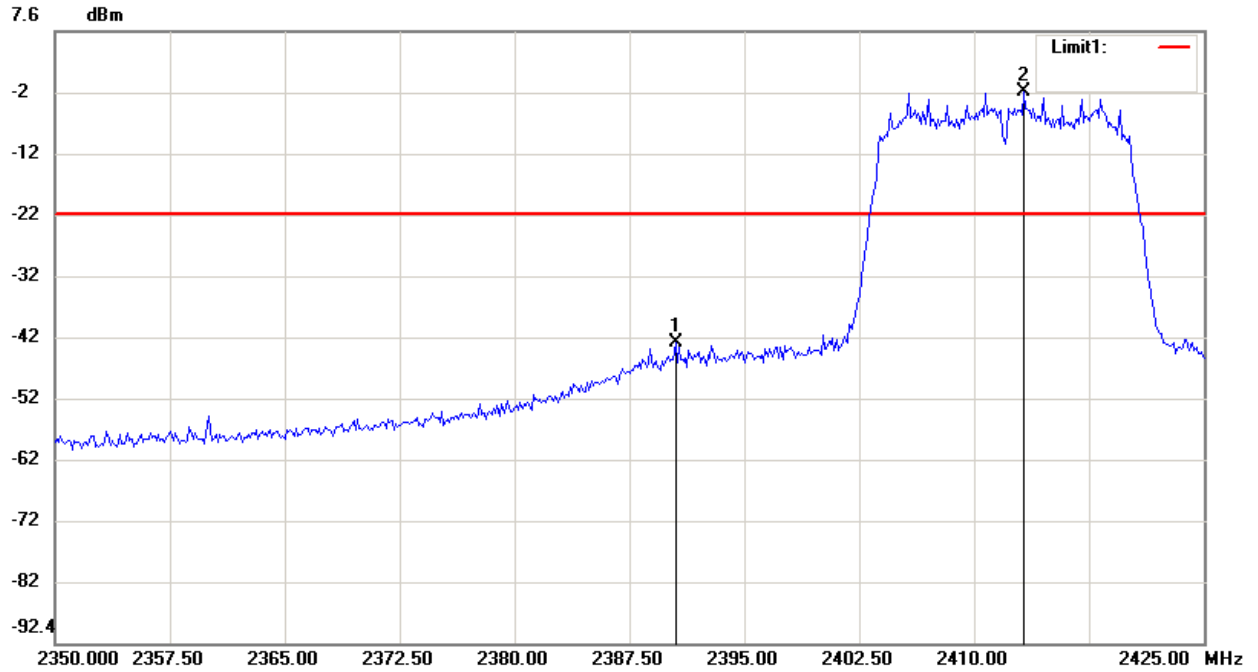
Condition: 802.11b **RF Conducted**
EUT: Wi-Fi Invite Home Router **Sweep Time: 2386.4ms Att.: 20dB**
Model: RF-HTN104 **RBW: 100 KHz VBW: 300 KHz**
Test Mode: Transmitting
Note: FCC-802.11b Channel 06-Conducted Spurious

No.	Frequency(MHz)	Level(dBm)
1	1195.26670	-61.99
2	2443.76670	4.82
3	4857.53330	-51.10



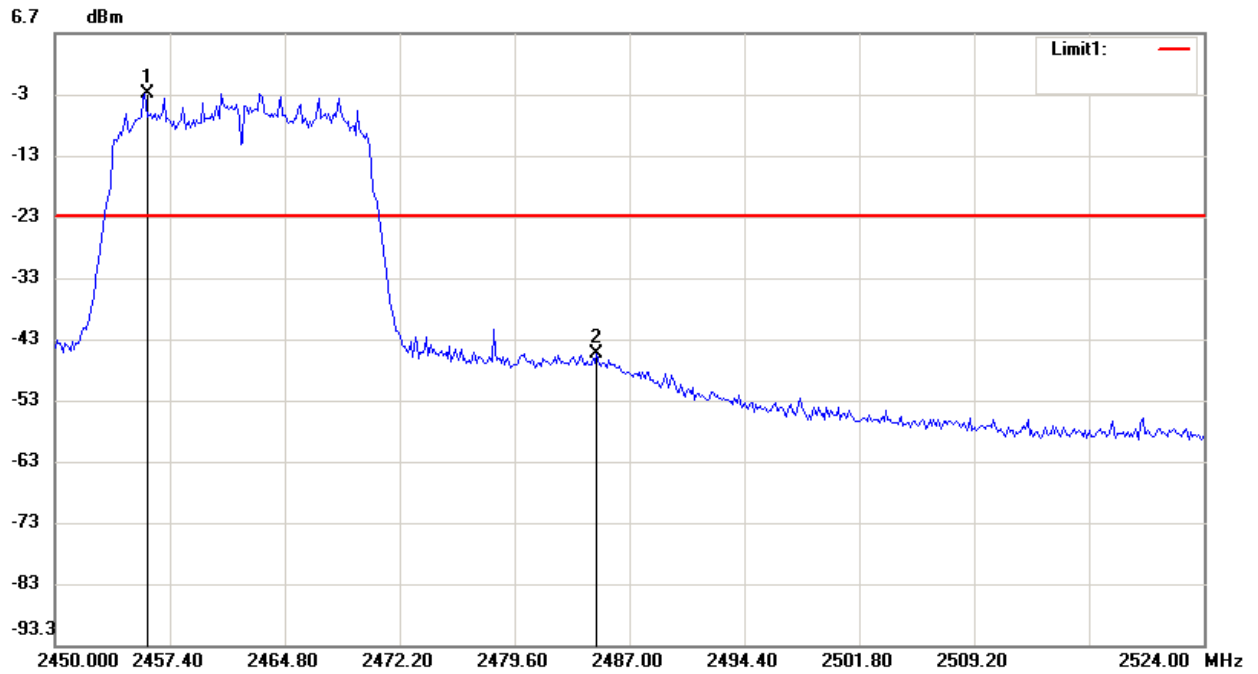
Condition:	802.11b	RF Conducted
EUT:	Wi-Fi Invite Home Router	Sweep Time: 2386.4ms Att.: 20dB
Model:	RF-HTN104	RBW: 100 KHz VBW: 300 KHz
Test Mode:	Transmitting	
Note:	FCC-802.11b Channel 11-Conducted Spurious	

No.	Frequency(MHz)	Level(dBm)
1	737.4833	-61.89
2	2443.76670	4.85
3	4940.76670	-51.36



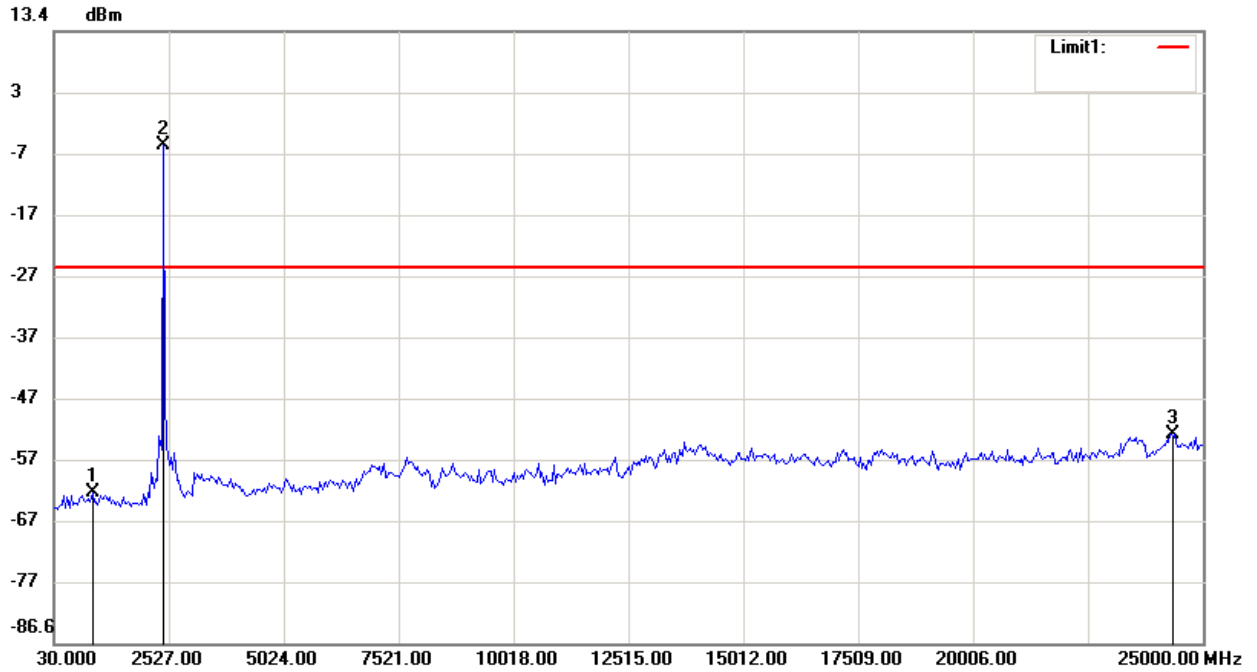
Condition:	802.11g Chain 0	RF Conducted
EUT:	Wi-Fi Invite Home Router	Sweep Time: 500ms Att.: 10dB
Model:	RF-HTN104	RBW: 100 KHz VBW: 300 KHz
Test Mode:	Transmitting	
Note:	FCC-802.11g Channel 01-Bandedge	

No.	Frequency(MHz)	Level(dBm)
1	2390.50000	-43.38
2	2413.25000	-2.25



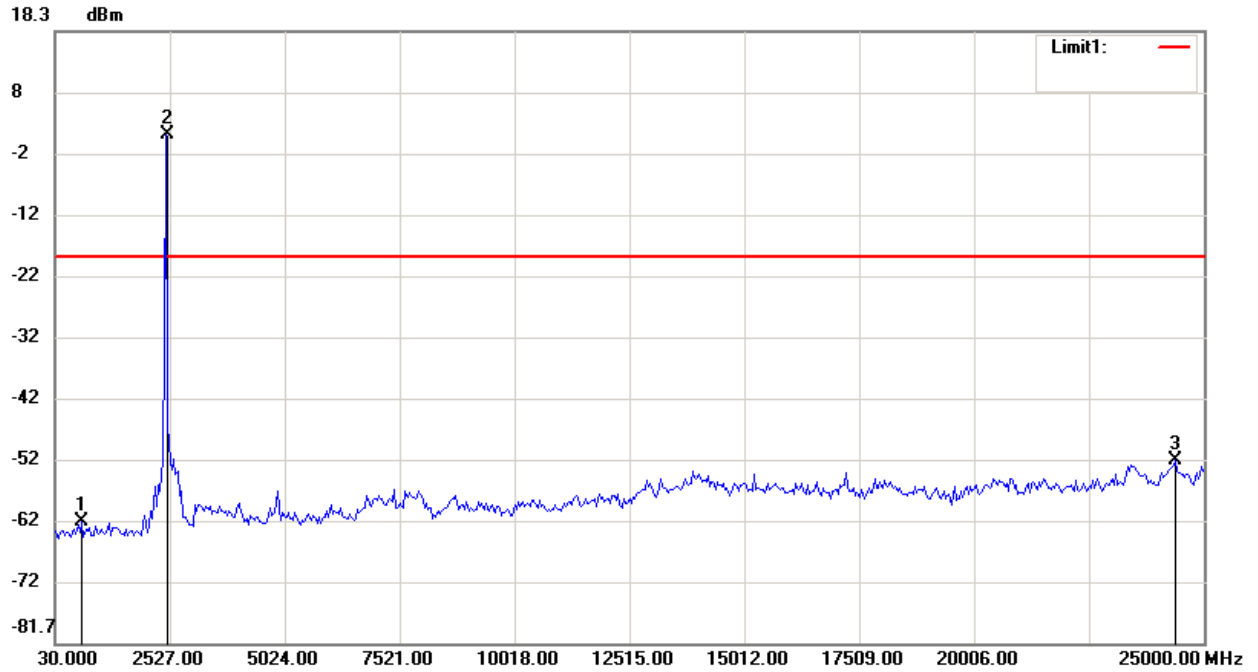
Condition:	802.11g Chain 0	RF Conducted
EUT:	Wi-Fi Invite Home Router	Sweep Time: 500ms Att.: 10dB
Model:	RF-HTN104	RBW: 100 KHz VBW: 300 KHz
Test Mode:	Transmitting	
Note:	FCC-802.11g Channel 11-Bandedge	

No.	Frequency(MHz)	Level(dBm)
1	2455.79670	-3.03
2	2484.90330	-45.74



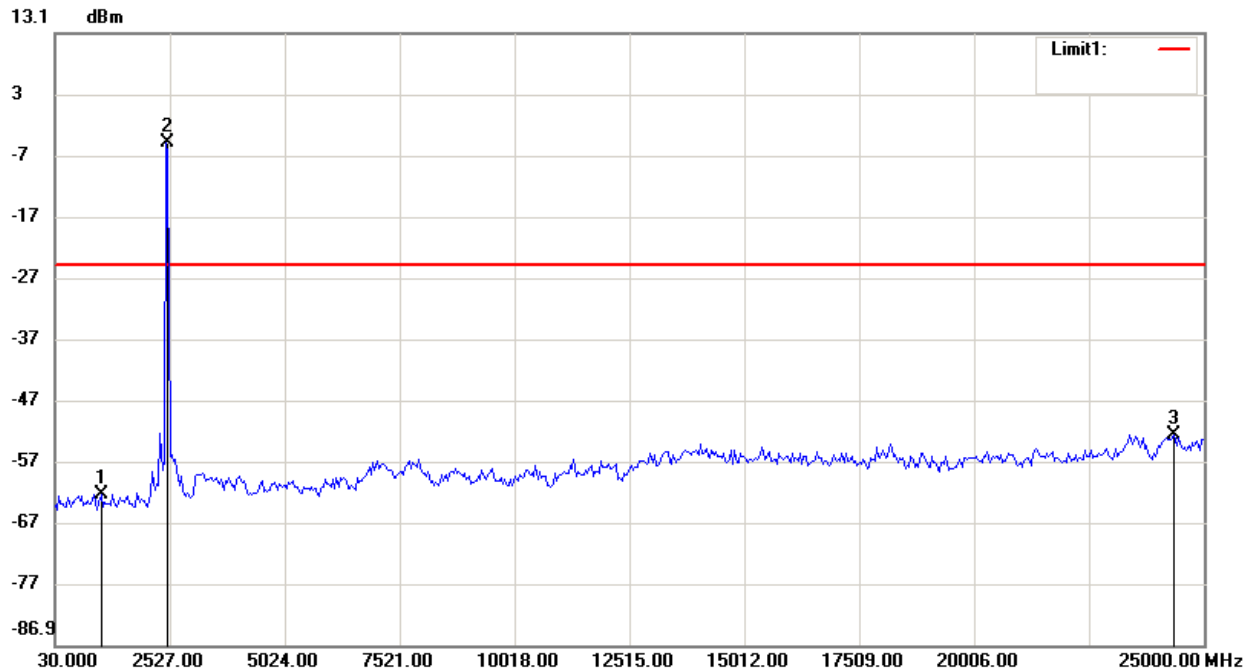
Condition:	802.11g Chain 0	RF Conducted
EUT:	Wi-Fi Invite Home Router	Sweep Time: 2386.4ms Att.: 20dB
Model:	RF-HTN104	RBW: 100 KHz VBW: 300 KHz
Test Mode:	Transmitting	
Note:	FCC-802.11g Channel 01-Conducted Spurious	

No.	Frequency(MHz)	Level(dBm)
1	862.3333	-62.00
2	2402.15000	-5.30
3	24292.51670	-52.46



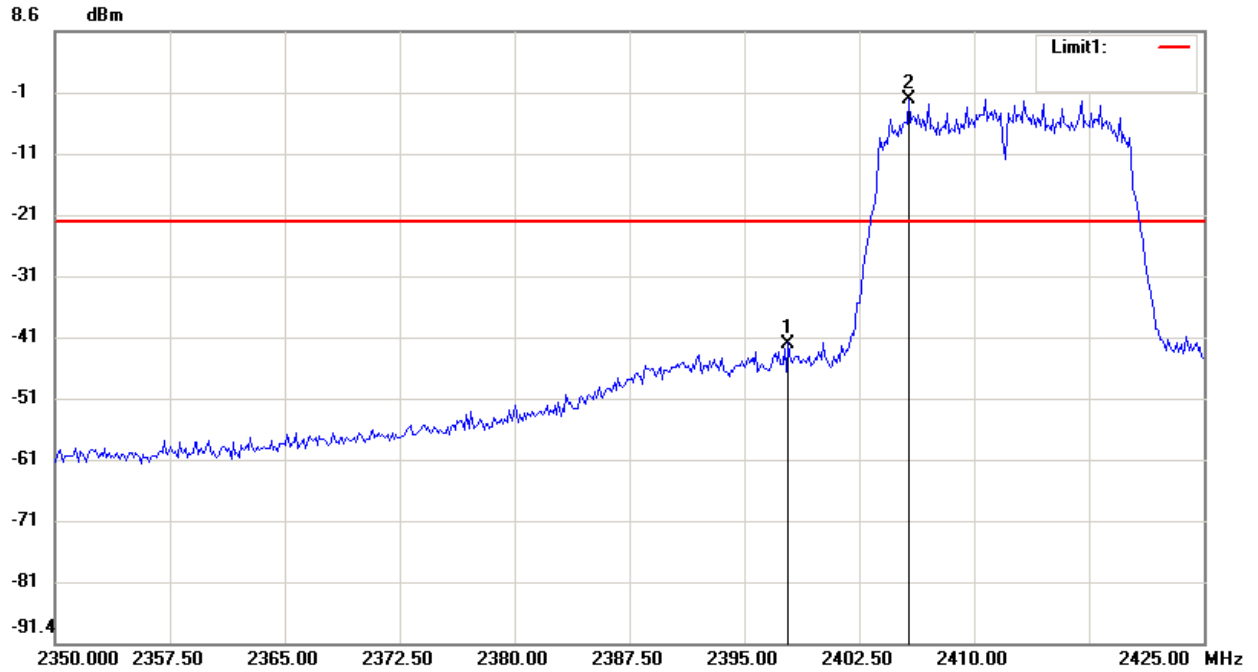
Condition:	802.11g Chain 0	RF Conducted
EUT:	Wi-Fi Invite Home Router	Sweep Time: 2386.4ms Att.: 20dB
Model:	RF-HTN104	RBW: 100 KHz VBW: 300 KHz
Test Mode:	Transmitting	
Note:	FCC-802.11g Channel 06-Conducted Spurious	

No.	Frequency(MHz)	Level(dBm)
1	612.6333	-61.70
2	2443.76670	1.53
3	24375.75000	-51.74



Condition:	802.11g Chain 0	RF Conducted
EUT:	Wi-Fi Invite Home Router	Sweep Time: 2386.4ms Att.: 20dB
Model:	RF-HTN104	RBW: 100 KHz VBW: 300 KHz
Test Mode:	Transmitting	
Note:	FCC-802.11g Channel 11-Conducted Spurious	

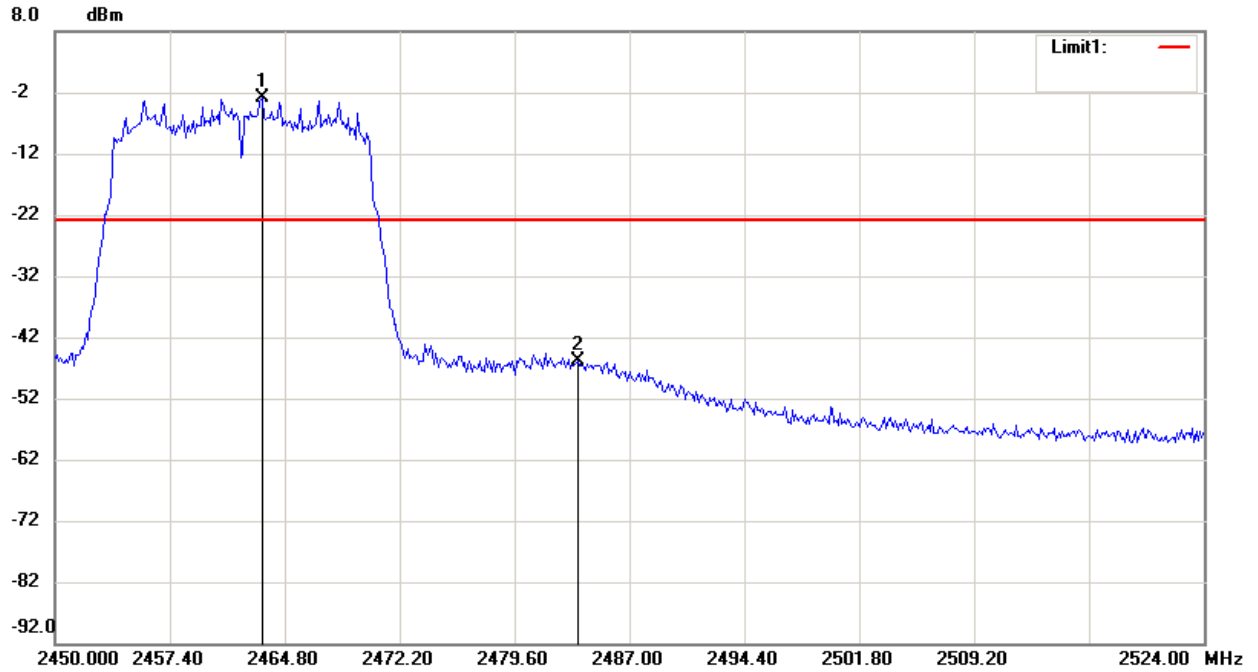
No.	Frequency(MHz)	Level(dBm)
1	1028.80000	-62.15
2	2443.76670	-4.83
3	24334.13330	-52.38



Condition: 802.11g Chain 1
EUT: Wi-Fi Invite Home Router
Model: RF-HTN104
Test Mode: Transmitting
Note: FCC-802.11g Channel 01-Bandedge

RF Conducted
Sweep Time: 500ms **Att.:** 10dB
RBW: 100 KHz **VBW:** 300 KHz

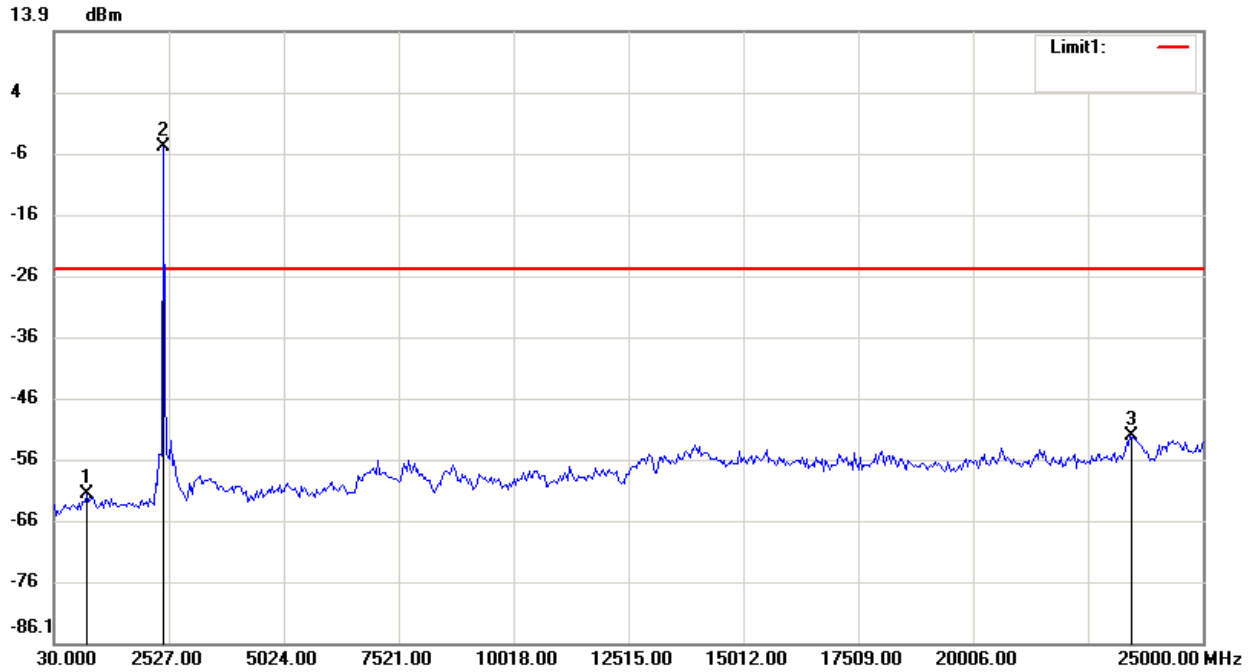
No.	Frequency(MHz)	Level(dBm)
1	2397.87500	-42.41
2	2405.75000	-2.62



Condition: 802.11g Chain 1
EUT: Wi-Fi Invite Home Router
Model: RF-HTN104
Test Mode: Transmitting
Note: FCC-802.11g Channel 11-Bandedge

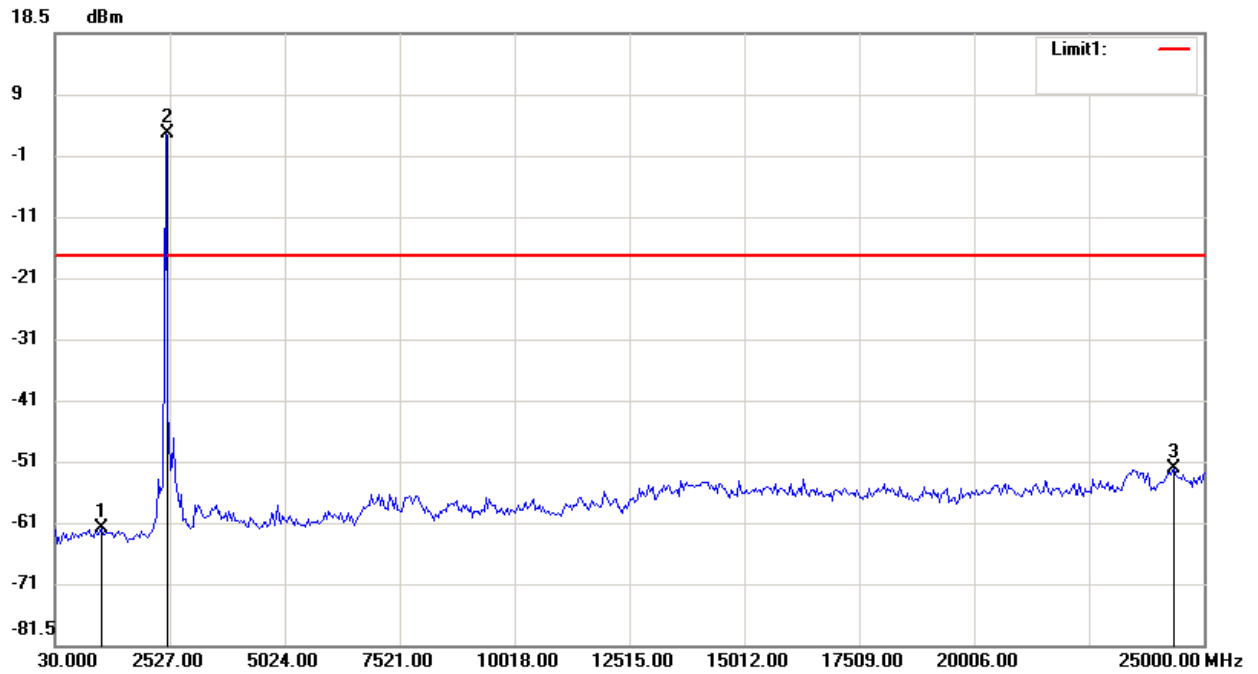
RF Conducted
Sweep Time: 500ms **Att.:** 10dB
RBW: 100 KHz **VBW:** 300 KHz

No.	Frequency(MHz)	Level(dBm)
1	2463.32000	-2.87
2	2483.67000	-45.99



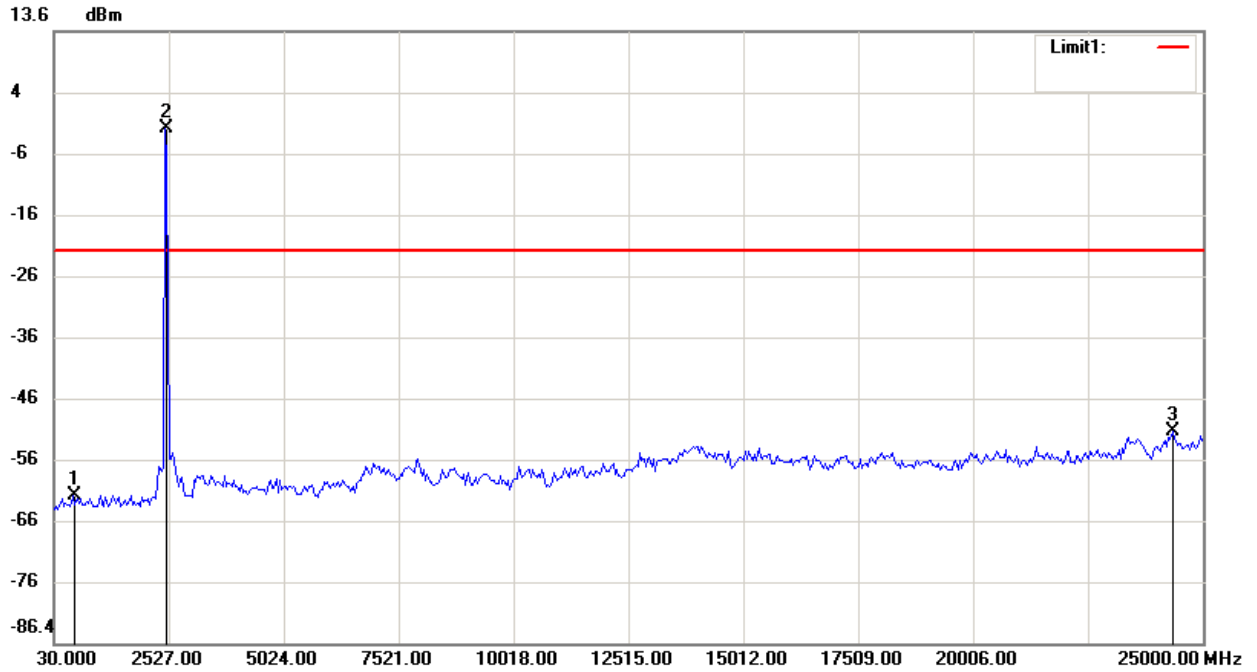
Condition:	802.11g Chain 1	RF Conducted
EUT:	Wi-Fi Invite Home Router	Sweep Time: 2386.4ms Att.: 20dB
Model:	RF-HTN104	RBW: 100 KHz VBW: 300 KHz
Test Mode:	Transmitting	
Note:	FCC-802.11g Channel 01-Conducted Spurious	

No.	Frequency(MHz)	Level(dBm)
1	737.4833	-61.78
2	2402.15000	-5.02
3	23418.56670	-52.12



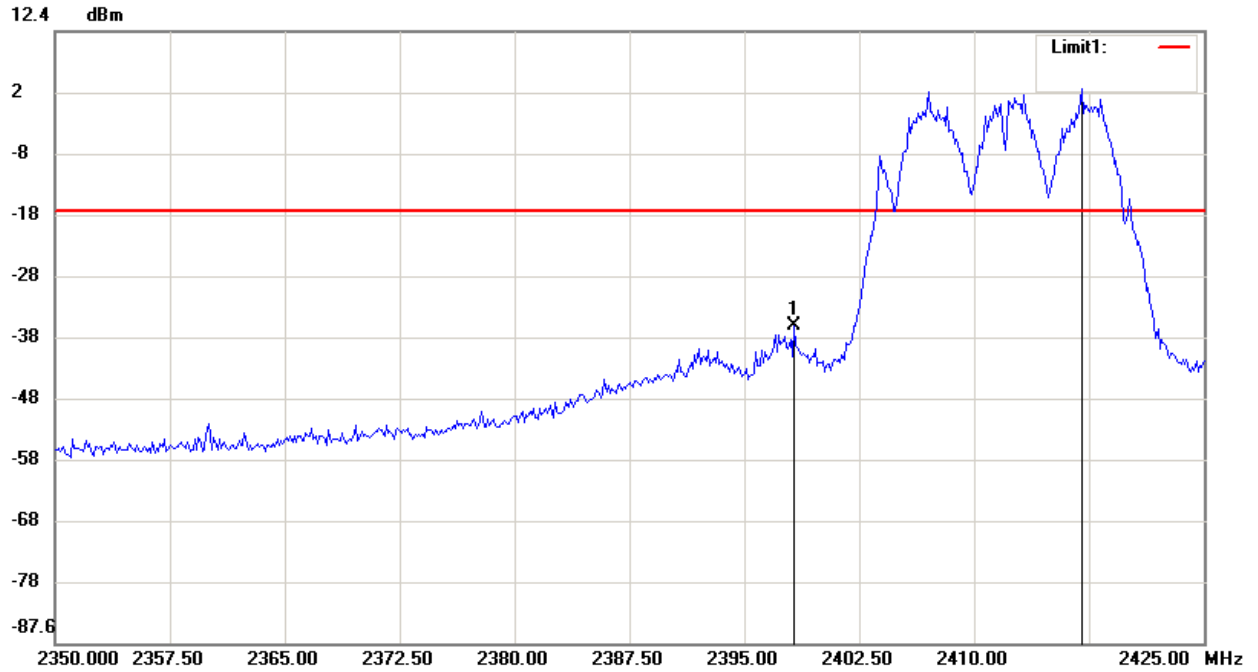
Condition:	802.11g Chain 1	RF Conducted
EUT:	Wi-Fi Invite Home Router	Sweep Time: 2386.4ms Att.: 20dB
Model:	RF-HTN104	RBW: 100 KHz VBW: 300 KHz
Test Mode:	Transmitting	
Note:	FCC-802.11g Channel 06-Conducted Spurious	

No.	Frequency(MHz)	Level(dBm)
1	1028.80000	-62.40
2	2443.76670	2.12
3	24334.13330	-52.62



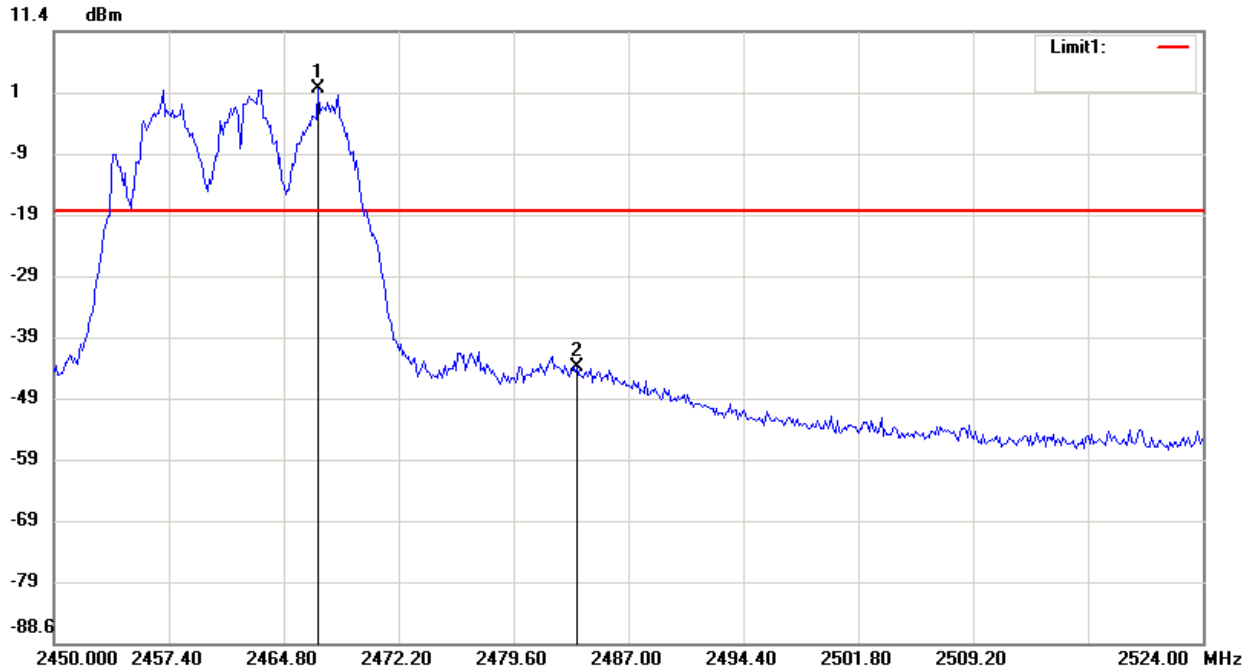
Condition:	802.11g Chain 1	RF Conducted
EUT:	Wi-Fi Invite Home Router	Sweep Time: 2386.4ms Att.: 20dB
Model:	RF-HTN104	RBW: 100 KHz VBW: 300 KHz
Test Mode:	Transmitting	
Note:	FCC-802.11g Channel 11-Conducted Spurious	

No.	Frequency(MHz)	Level(dBm)
1	446.1667	-62.24
2	2443.76670	-2.26
3	24334.13330	-51.90



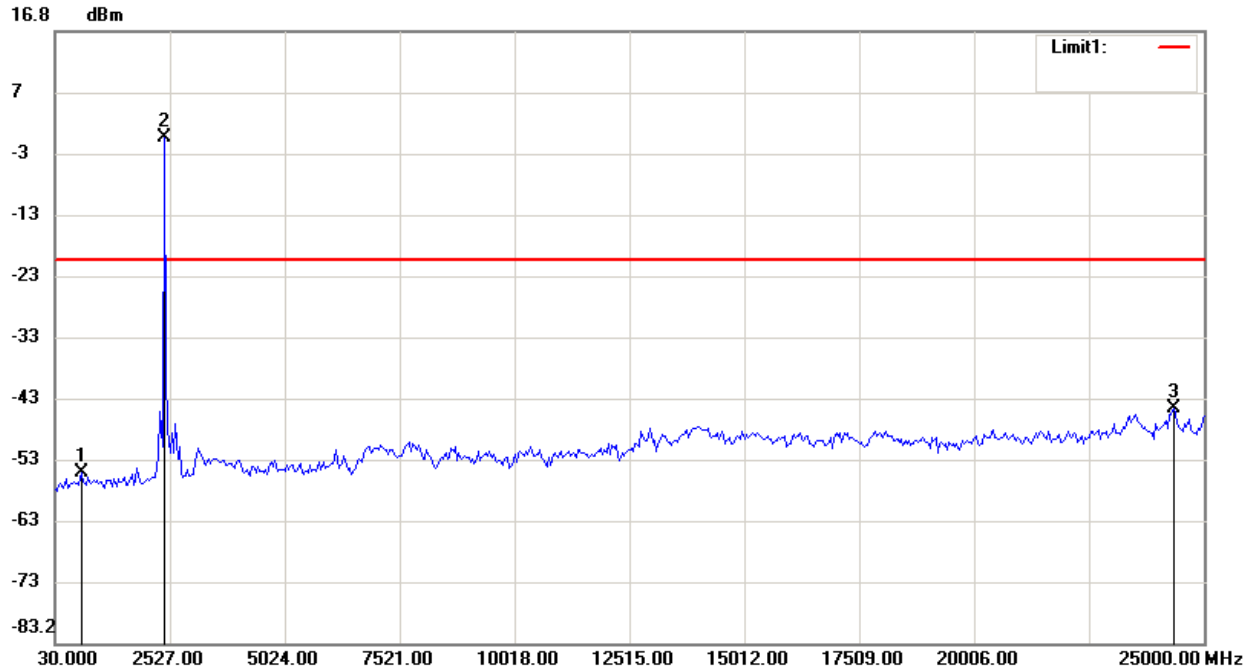
Condition:	802.11g Chain 0+Chain 1	RF Conducted
EUT:	Wi-Fi Invite Home Router	Sweep Time: 500ms Att.: 10dB
Model:	RF-HTN104	RBW: 100 KHz VBW: 300 KHz
Test Mode:	Transmitting	
Note:	FCC-802.11gn_HT20 Channel 01-Bandedge	

No.	Frequency(MHz)	Level(dBm)
1	2398.25000	-35.65
2	2417.00000	3.08



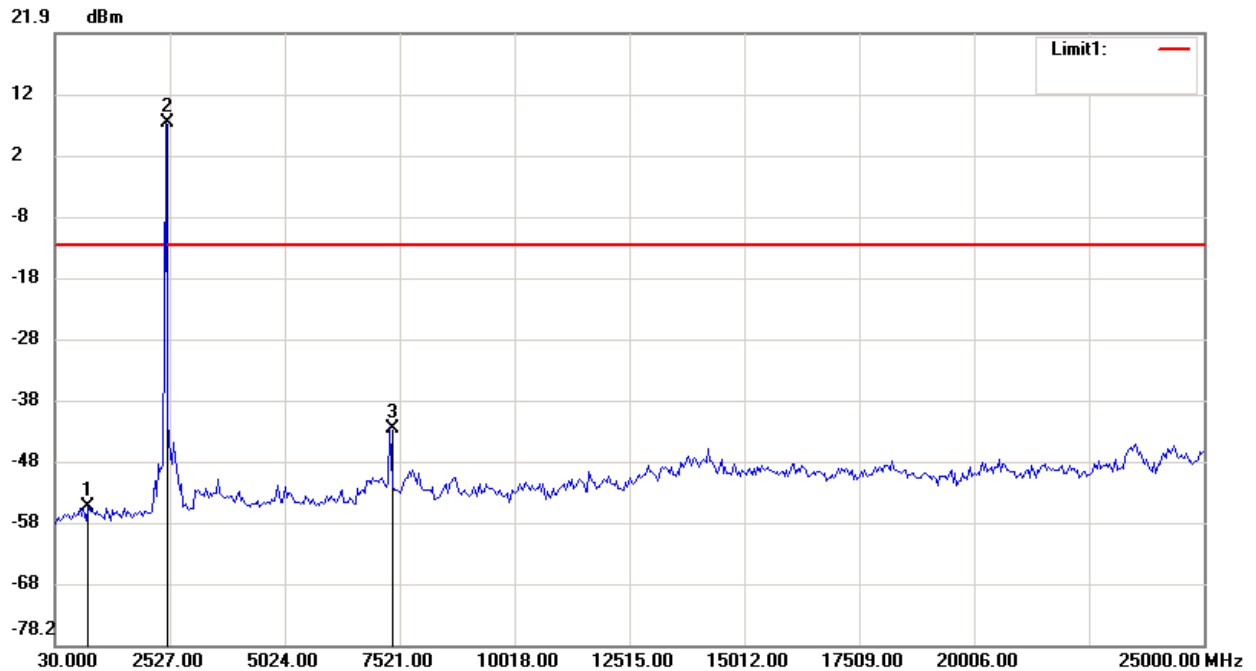
Condition:	802.11g Chain 0+Chain 1	RF Conducted
EUT:	Wi-Fi Invite Home Router	Sweep Time: 500ms Att.: 10dB
Model:	RF-HTN104	RBW: 100 KHz VBW: 300 KHz
Test Mode:	Transmitting	
Note:	FCC-802.11gn_HT20 Channel 11-Bandedge	

No.	Frequency(MHz)	Level(dBm)
1	2467.02000	2.17
2	2483.67000	-43.44



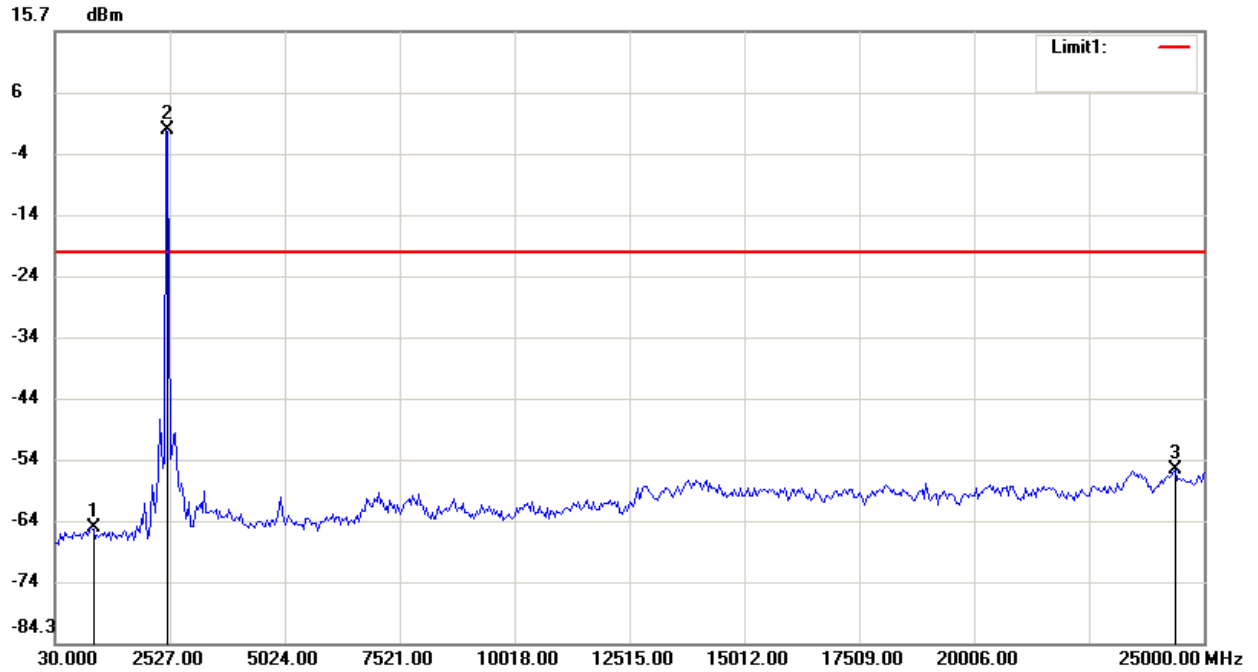
Condition:	802.11g Chain 0+Chain 1	RF Conducted
EUT:	Wi-Fi Invite Home Router	Sweep Time: 2386.4ms Att.: 20dB
Model:	RF-HTN104	RBW: 100 KHz VBW: 300 KHz
Test Mode:	Transmitting	
Note:	FCC-802.11gn_HT20 Channel 01-Conducted Spurious	

No.	Frequency(MHz)	Level(dBm)
1	612.6333	-55.24
2	2402.15000	-0.56
3	24334.13330	-44.96



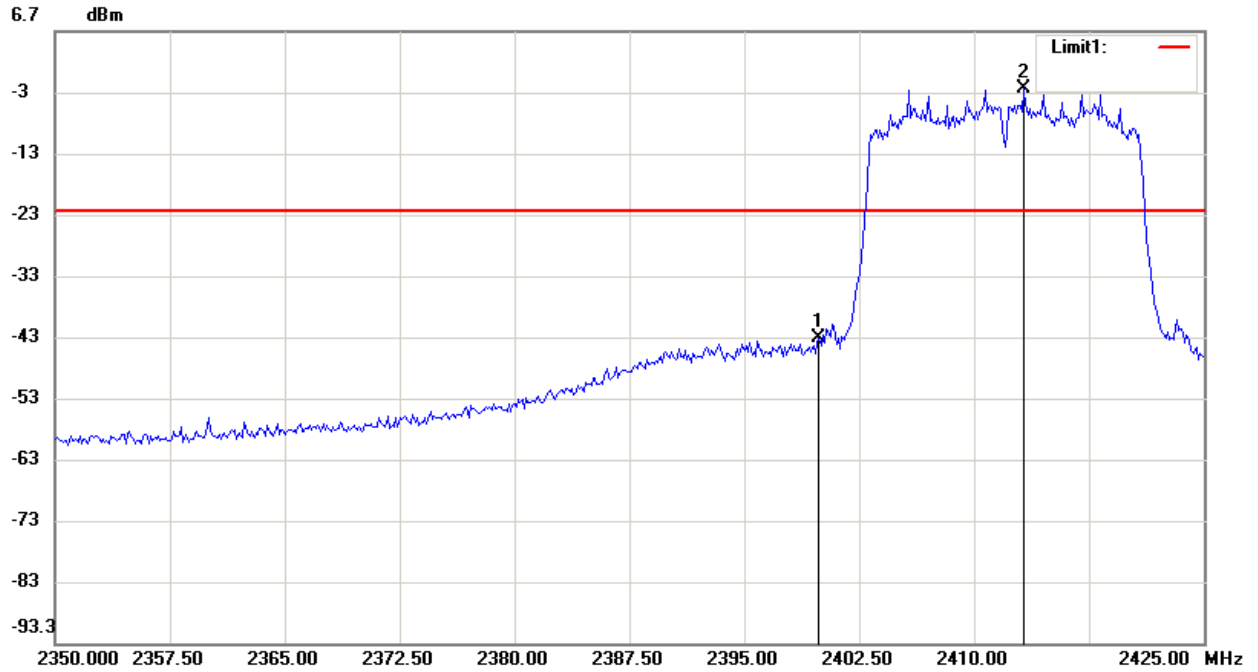
Condition:	802.11g Chain 0+Chain 1	RF Conducted
EUT:	Wi-Fi Invite Home Router	Sweep Time: 2386.4ms Att.: 20dB
Model:	RF-HTN104	RBW: 100 KHz VBW: 300 KHz
Test Mode:	Transmitting	
Note:	FCC-802.11gn_HT20 Channel 06-Conducted Spurious	

No.	Frequency(MHz)	Level(dBm)
1	737.4833	-55.62
2	2443.76670	7.30
3	7312.91670	-42.87



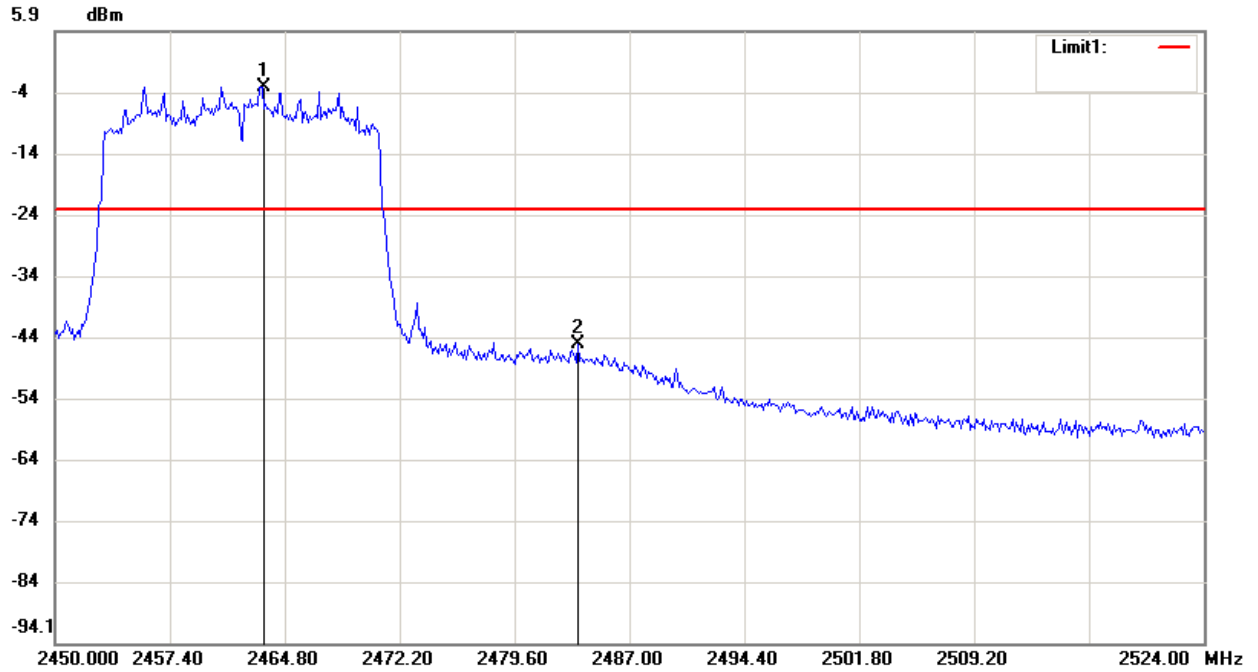
Condition:	802.11g Chain 0+Chain 1	RF Conducted
EUT:	Wi-Fi Invite Home Router	Sweep Time: 2386.4ms Att.: 10dB
Model:	RF-HTN104	RBW: 100 KHz VBW: 300 KHz
Test Mode:	Transmitting	
Note:	FCC-802.11gn_HT20 Channel 11-Conducted Spurious	

No.	Frequency(MHz)	Level(dBm)
1	820.7167	-65.45
2	2443.76670	-0.34
3	24375.75000	-56.08



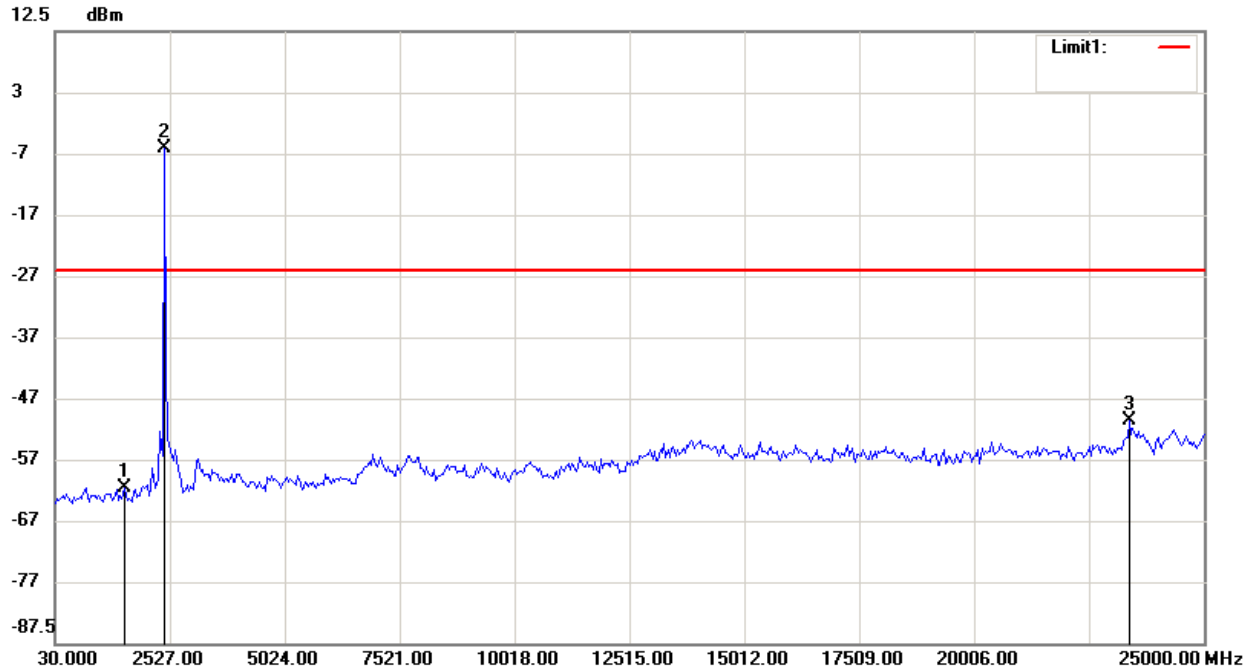
Condition:	802.11gn Chain 0	RF Conducted
EUT:	Wi-Fi Invite Home Router	Sweep Time: 500ms Att.: 10dB
Model:	RF-HTN104	RBW: 100 KHz VBW: 300 KHz
Test Mode:	Transmitting	
Note:	FCC-802.11gn_HT20 Channel 01-Bandedge	

No.	Frequency(MHz)	Level(dBm)
1	2399.87500	-43.39
2	2413.25000	-2.77



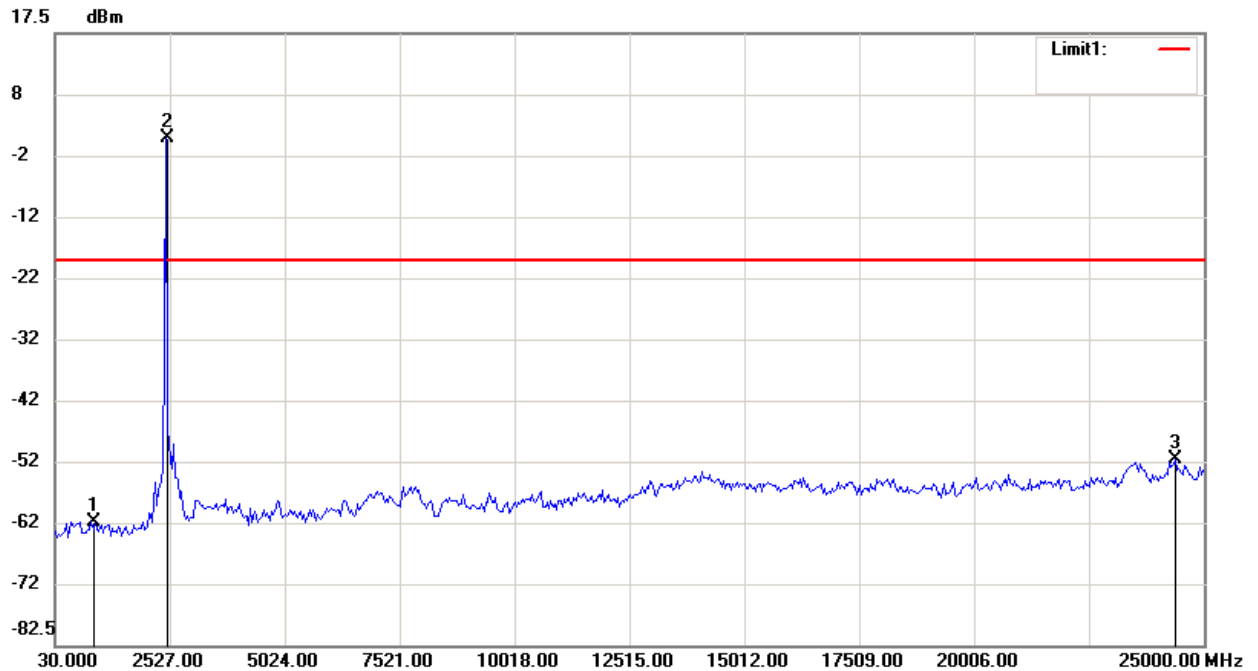
Condition:	802.11gn Chain 0	RF Conducted
EUT:	Wi-Fi Invite Home Router	Sweep Time: 500ms Att.: 10dB
Model:	RF-HTN104	RBW: 100 KHz VBW: 300 KHz
Test Mode:	Transmitting	
Note:	FCC-802.11gn_HT20 Channel 11-Bandedge	

No.	Frequency(MHz)	Level(dBm)
1	2463.32000	-3.09
2	2483.67000	-45.20



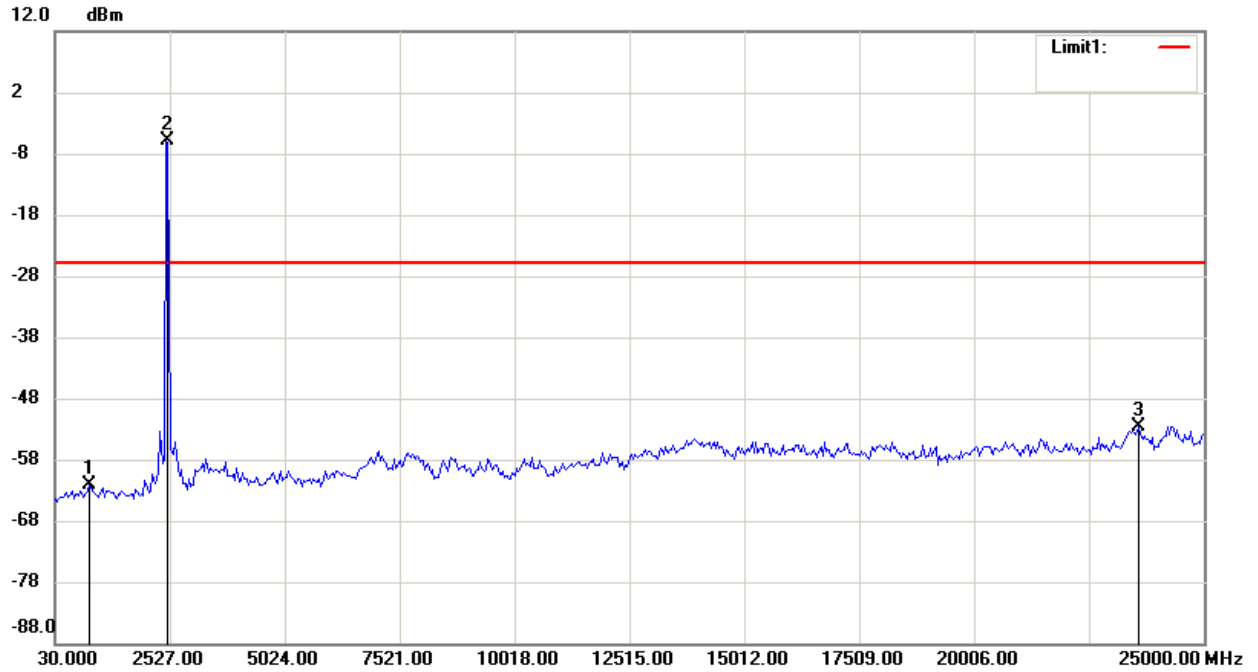
Condition:	802.11gn Chain 0	RF Conducted
EUT:	Wi-Fi Invite Home Router	Sweep Time: 2386.4ms Att.: 20dB
Model:	RF-HTN104	RBW: 100 KHz VBW: 300 KHz
Test Mode:	Transmitting	
Note:	FCC-802.11gn_HT20 Channel 01-Conducted Spurious	

No.	Frequency(MHz)	Level(dBm)
1	1528.20000	-61.99
2	2402.15000	-6.54
3	23376.95000	-51.02



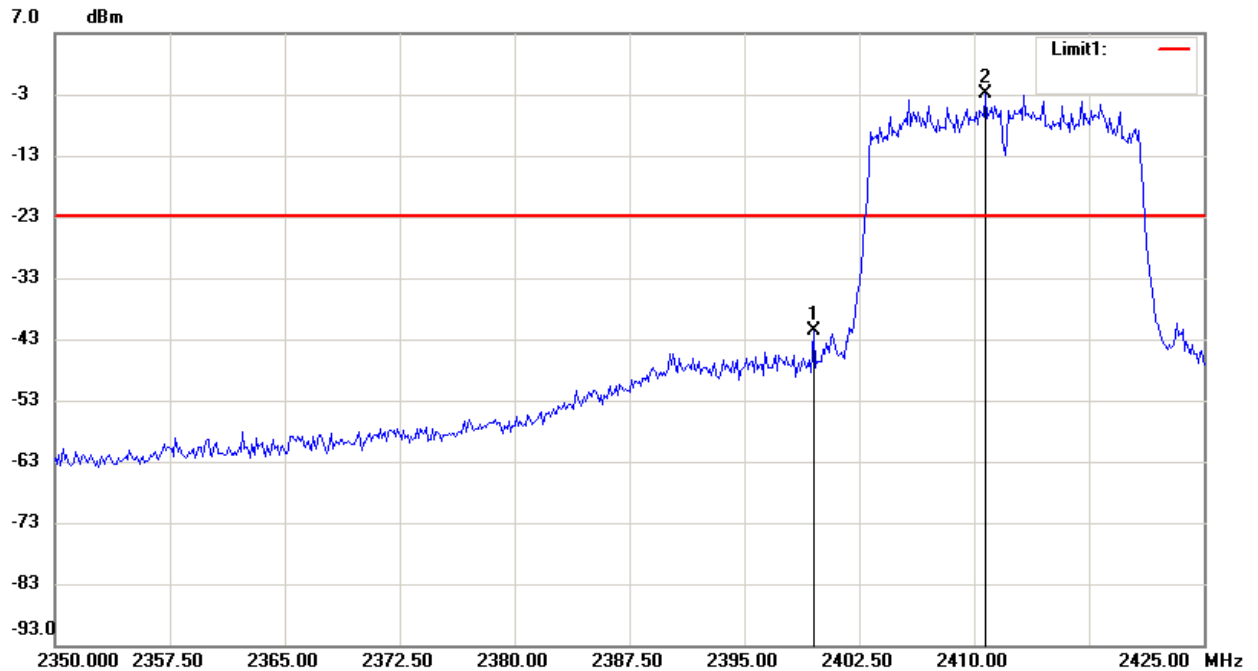
Condition:	802.11gn Chain 0	RF Conducted
EUT:	Wi-Fi Invite Home Router	Sweep Time: 2386.4ms Att.: 20dB
Model:	RF-HTN104	RBW: 100 KHz VBW: 300 KHz
Test Mode:	Transmitting	
Note:	FCC-802.11gn_HT20 Channel 06-Conducted Spurious	

No.	Frequency(MHz)	Level(dBm)
1	820.7167	-62.26
2	2443.76670	0.31
3	24375.75000	-52.00



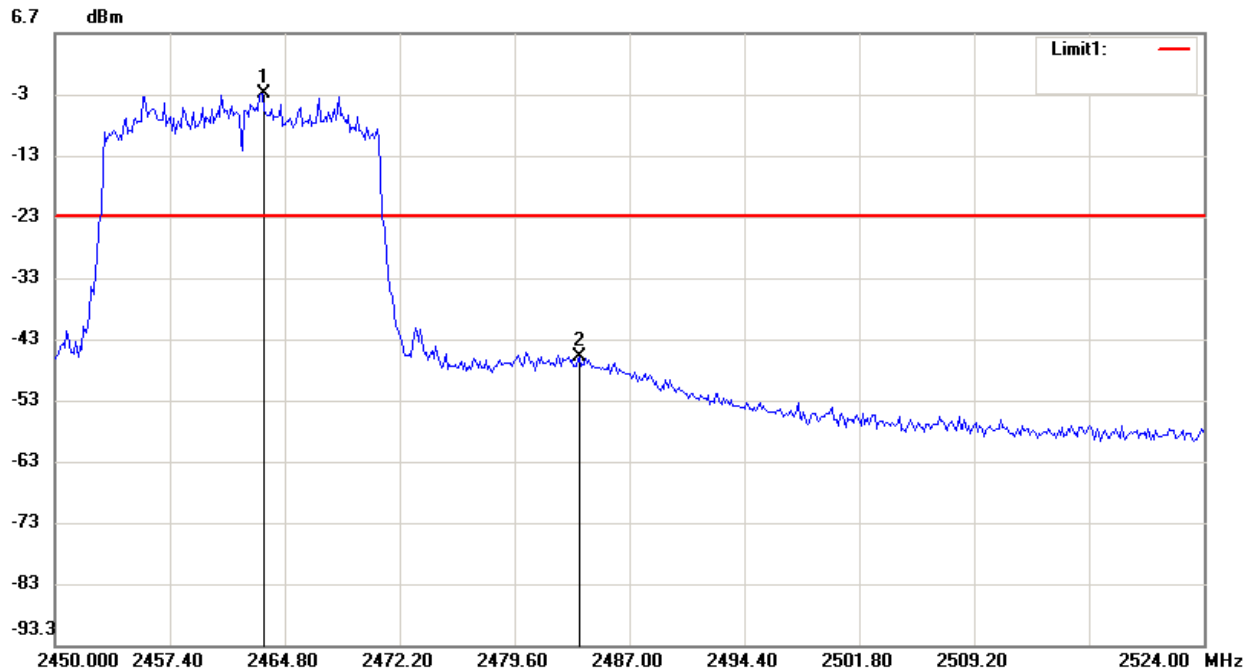
Condition:	802.11gn Chain 0	RF Conducted
EUT:	Wi-Fi Invite Home Router	Sweep Time: 2386.4ms Att.: 20dB
Model:	RF-HTN104	RBW: 100 KHz VBW: 300 KHz
Test Mode:	Transmitting	
Note:	FCC-802.11gn_HT20 Channel 11-Conducted Spurious	

No.	Frequency(MHz)	Level(dBm)
1	779.1000	-62.19
2	2443.76670	-5.83
3	23585.03330	-52.59



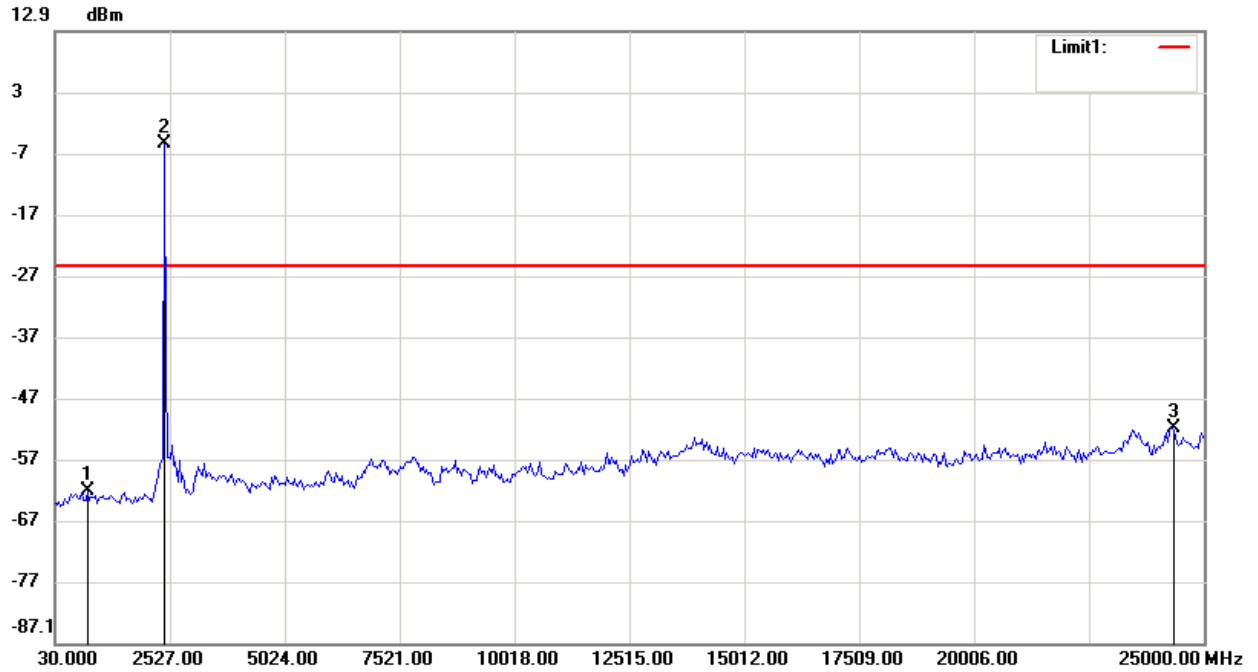
Condition:	802.11gn Chain 1	RF Conducted
EUT:	Wi-Fi Invite Home Router	Sweep Time: 500ms Att.: 10dB
Model:	RF-HTN104	RBW: 100 KHz VBW: 300 KHz
Test Mode:	Transmitting	
Note:	FCC-802.11gn_HT20 Channel 01-Bandedge	

No.	Frequency(MHz)	Level(dBm)
1	2399.50000	-41.69
2	2410.75000	-2.78



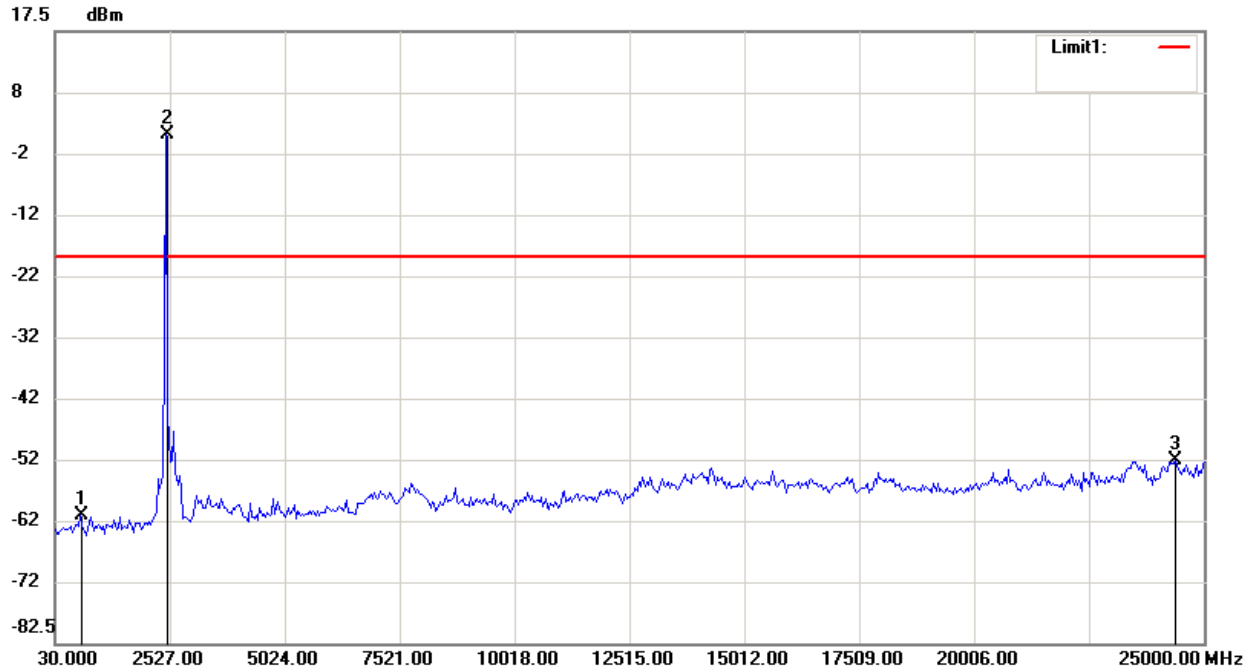
Condition:	802.11gn Chain 1	RF Conducted
EUT:	Wi-Fi Invite Home Router	Sweep Time: 500ms Att.: 10dB
Model:	RF-HTN104	RBW: 100 KHz VBW: 300 KHz
Test Mode:	Transmitting	
Note:	FCC-802.11gn_HT20 Channel 11-Bandedge	

No.	Frequency(MHz)	Level(dBm)
1	2463.32000	-3.30
2	2483.79330	-46.18



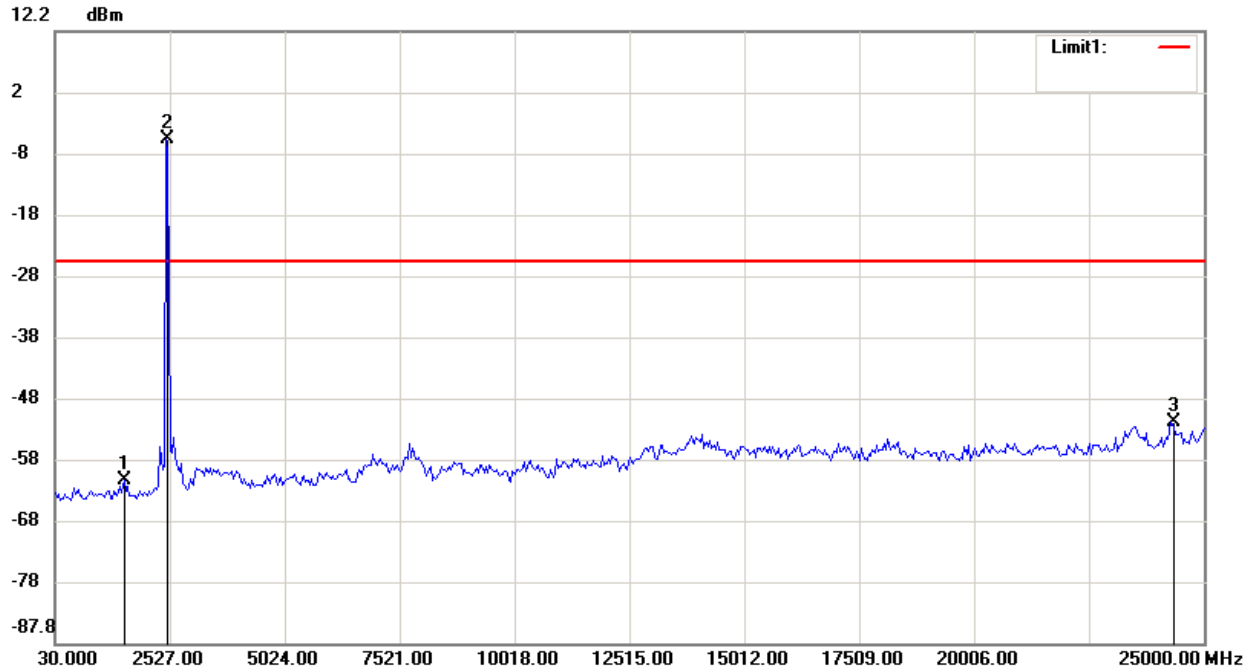
Condition:	802.11gn Chain 1	RF Conducted
EUT:	Wi-Fi Invite Home Router	Sweep Time: 2386.4ms Att.: 20dB
Model:	RF-HTN104	RBW: 100 KHz VBW: 300 KHz
Test Mode:	Transmitting	
Note:	FCC-802.11gn_HT20 Channel 01-Conducted Spurious	

No.	Frequency(MHz)	Level(dBm)
1	737.4833	-62.19
2	2402.15000	-5.58
3	24292.51670	-51.96



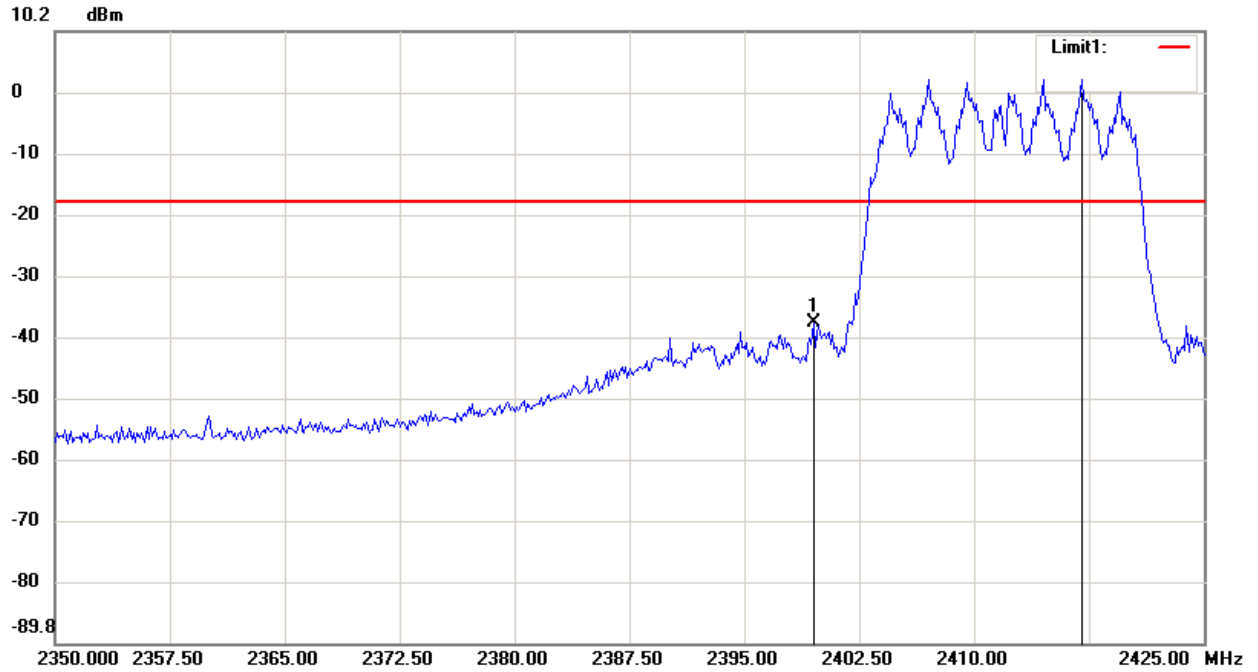
Condition:	802.11gn Chain 1	RF Conducted
EUT:	Wi-Fi Invite Home Router	Sweep Time: 2386.4ms Att.: 20dB
Model:	RF-HTN104	RBW: 100 KHz VBW: 300 KHz
Test Mode:	Transmitting	
Note:	FCC-802.11gn_HT20 Channel 06-Conducted Spurious	

No.	Frequency(MHz)	Level(dBm)
1	571.0167	-61.68
2	2443.76670	0.72
3	24375.75000	-52.53



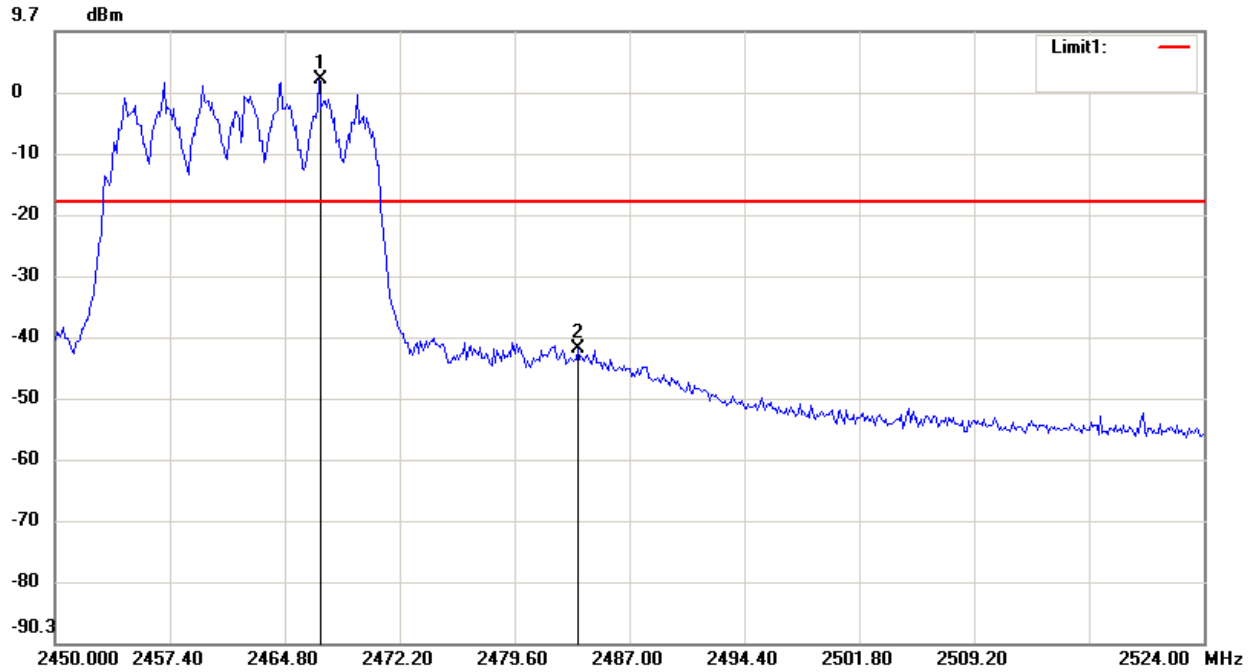
Condition:	802.11gn Chain 1	RF Conducted
EUT:	Wi-Fi Invite Home Router	Sweep Time: 2386.4ms Att.: 20dB
Model:	RF-HTN104	RBW: 100 KHz VBW: 300 KHz
Test Mode:	Transmitting	
Note:	FCC-802.11gn_HT20 Channel 11-Conducted Spurious	

No.	Frequency(MHz)	Level(dBm)
1	1528.20000	-61.19
2	2443.76670	-5.54
3	24292.51670	-51.72



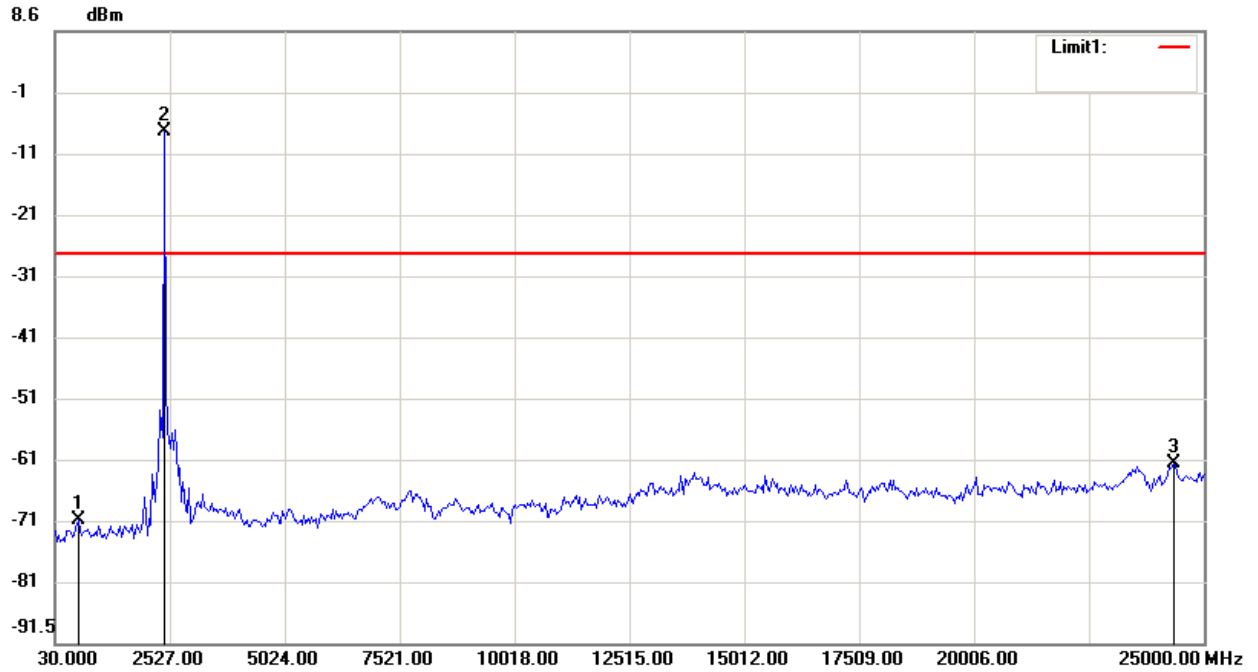
Condition:	802.11gn Chain 0+Chain 1	RF Conducted
EUT:	Wi-Fi Invite Home Router	Sweep Time: 500ms Att.: 10dB
Model:	RF-HTN104	RBW: 100 KHz VBW: 300 KHz
Test Mode:	Transmitting	
Note:	FCC-802.11gn_HT20 Channel 01-Bandedge	

No.	Frequency(MHz)	Level(dBm)
1	2399.50000	-37.53
2	2417.00000	2.39



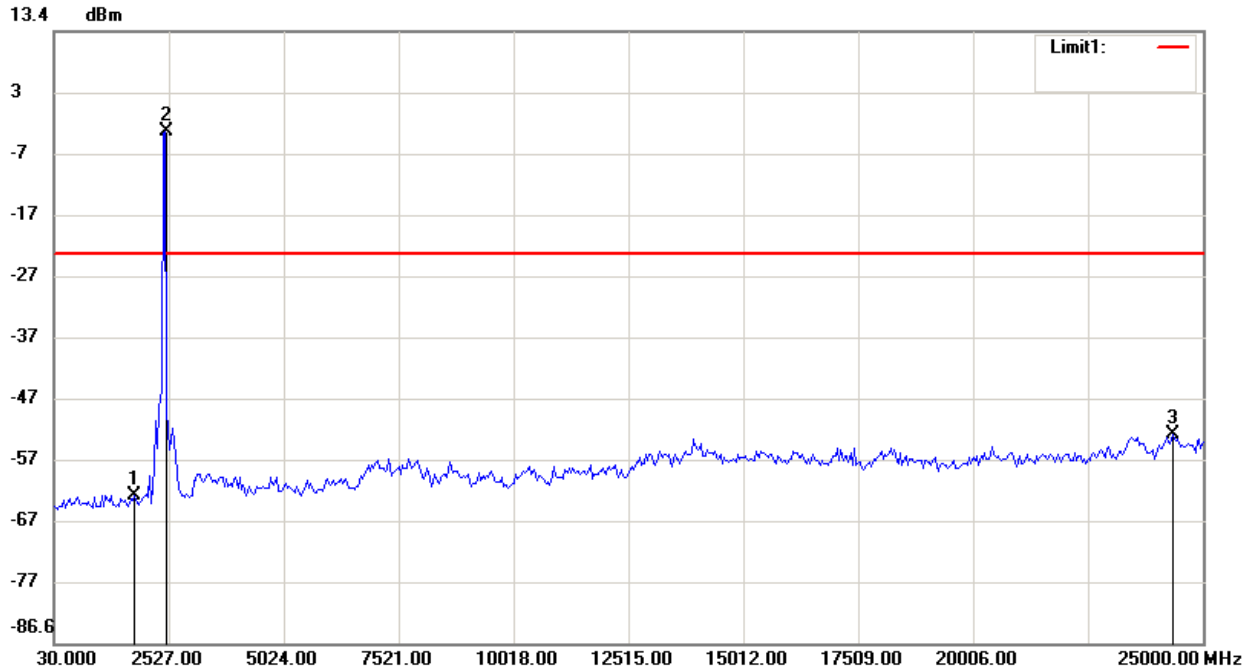
Condition:	802.11gn Chain 0+Chain 1	RF Conducted
EUT:	Wi-Fi Invite Home Router	Sweep Time: 500ms Att.: 10dB
Model:	RF-HTN104	RBW: 100 KHz VBW: 300 KHz
Test Mode:	Transmitting	
Note:	FCC-802.11gn_HT20 Channel 11-Bandedge	

No.	Frequency(MHz)	Level(dBm)
1	2467.02000	1.95
2	2483.67000	-42.16



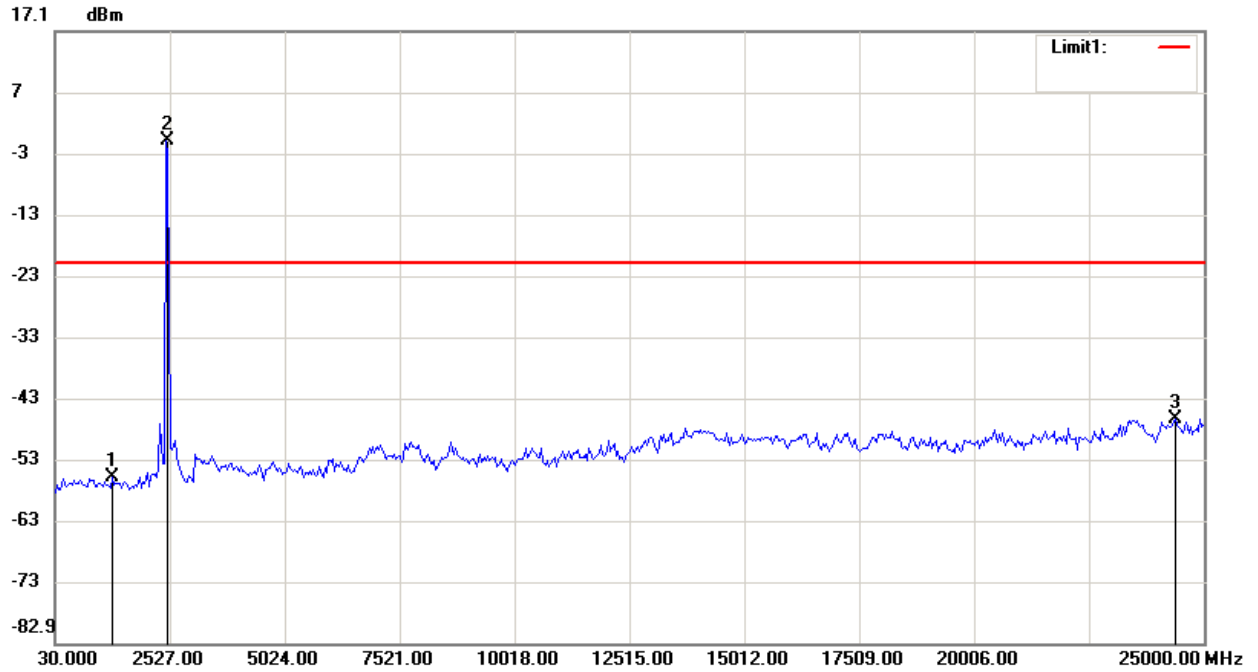
Condition:	802.11gn Chain 0+Chain 1	RF Conducted
EUT:	Wi-Fi Invite Home Router	Sweep Time: 2386.4ms Att.: 10dB
Model:	RF-HTN104	RBW: 100 KHz VBW: 300 KHz
Test Mode:	Transmitting	
Note:	FCC-802.11gn_HT20 Channel 01-Conducted Spurious	

No.	Frequency(MHz)	Level(dBm)
1	529.4000	-71.39
2	2402.15000	-7.83
3	24334.13330	-62.19



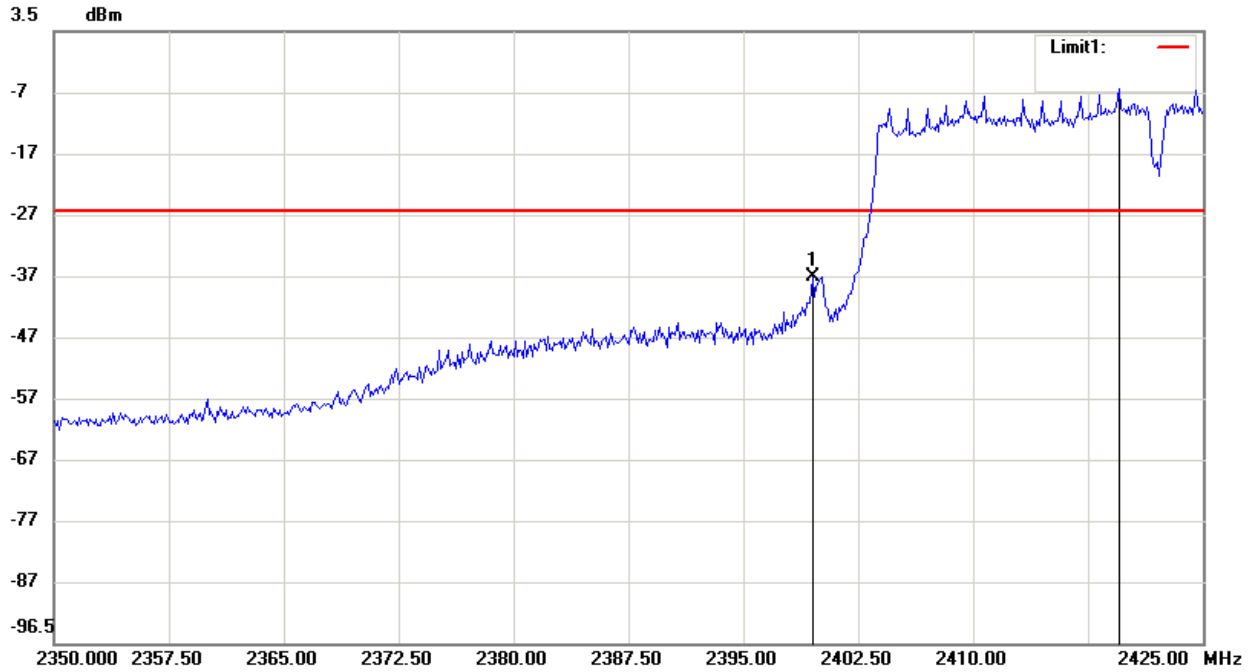
Condition:	802.11gn Chain 0+Chain 1	RF Conducted
EUT:	Wi-Fi Invite Home Router	Sweep Time: 2386.4ms Att.: 20dB
Model:	RF-HTN104	RBW: 100 KHz VBW: 300 KHz
Test Mode:	Transmitting	
Note:	FCC-802.11gn_HT20 Channel 06-Conducted Spurious	

No.	Frequency(MHz)	Level(dBm)
1	1777.90000	-62.34
2	2443.76670	-3.00
3	24334.13330	-52.44



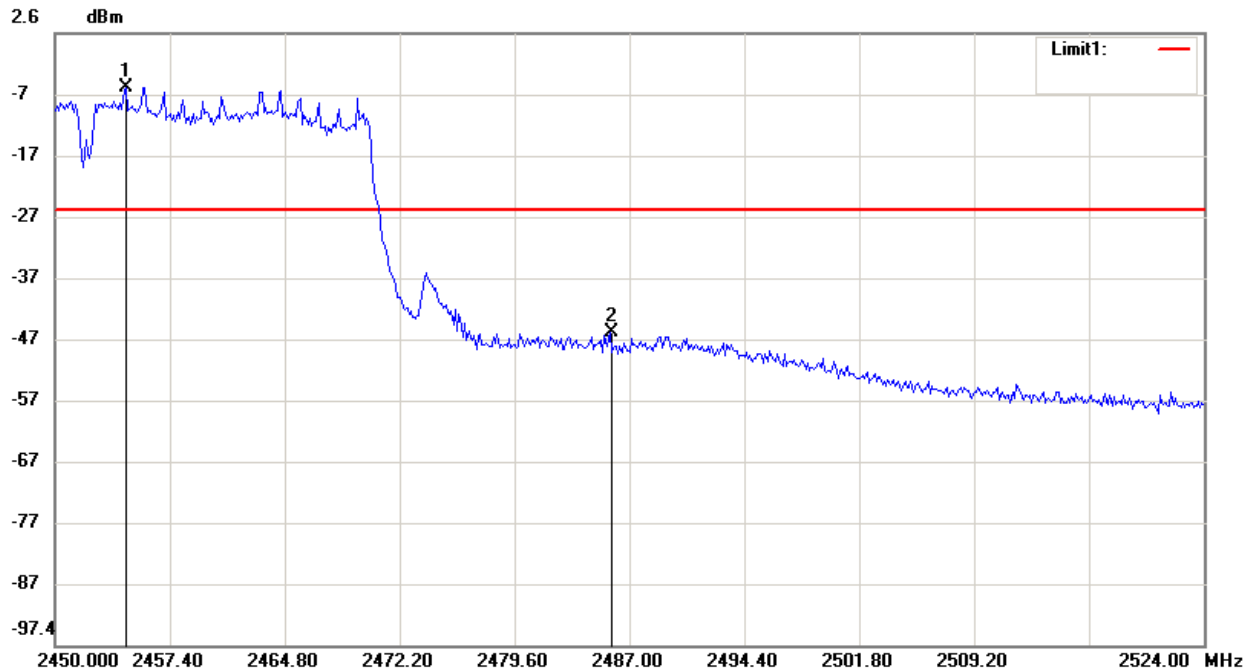
Condition:	802.11gn Chain 0+Chain 1	RF Conducted
EUT:	Wi-Fi Invite Home Router	Sweep Time: 2386.4ms Att.: 20dB
Model:	RF-HTN104	RBW: 100 KHz VBW: 300 KHz
Test Mode:	Transmitting	
Note:	FCC-802.11gn_HT20 Channel 11-Conducted Spurious	

No.	Frequency(MHz)	Level(dBm)
1	1278.50000	-55.84
2	2443.76670	-0.80
3	24375.75000	-46.31



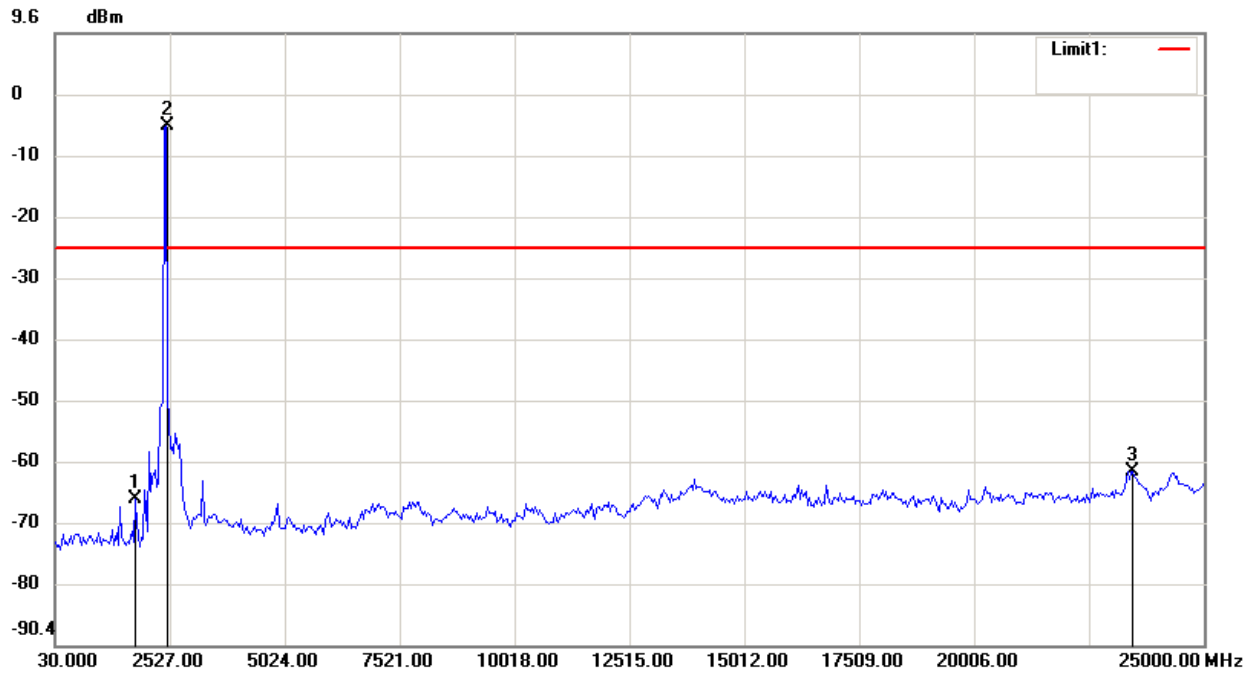
Condition:	802.11gn Chain 0	RF Conducted
EUT:	Wi-Fi Invite Home Router	Sweep Time: 500ms Att.: 10dB
Model:	RF-HTN104	RBW: 100 KHz VBW: 300 KHz
Test Mode:	Transmitting	
Note:	FCC-802.11gn_HT40 Channel 03-Bandedge	

No.	Frequency(MHz)	Level(dBm)
1	2399.50000	-36.67
2	2419.50000	-5.85



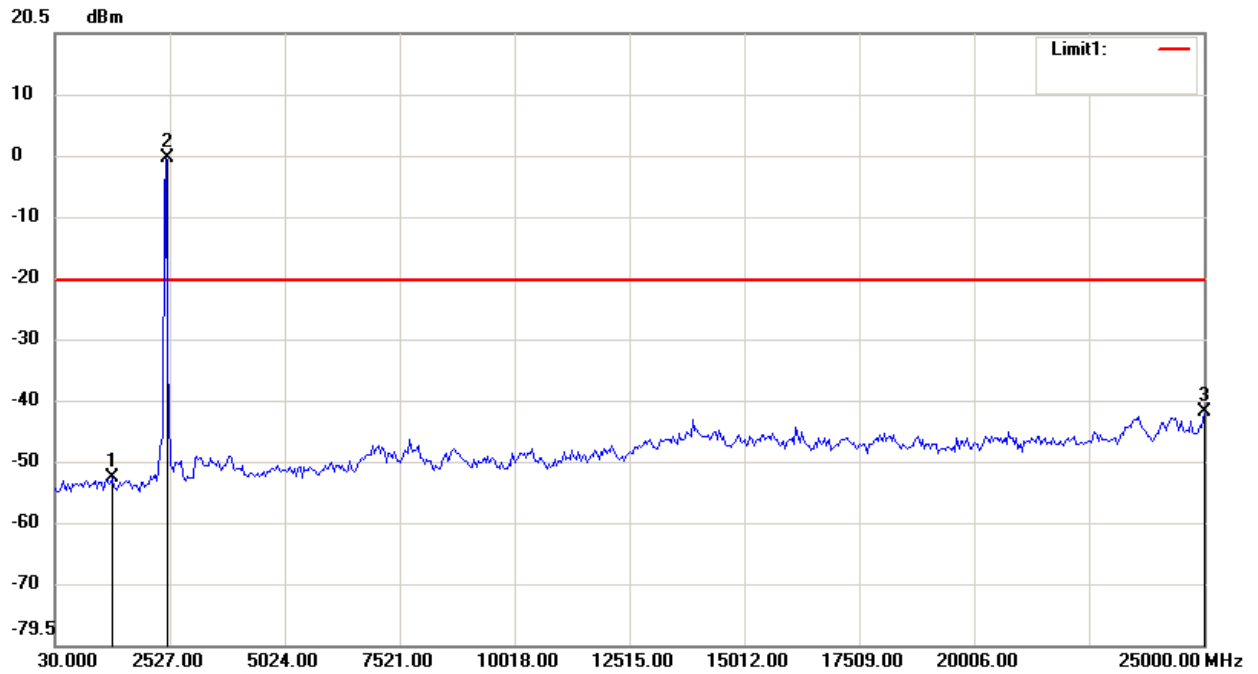
Condition:	802.11gn Chain 0	RF Conducted
EUT:	Wi-Fi Invite Home Router	Sweep Time: 500ms Att.: 10dB
Model:	RF-HTN104	RBW: 100 KHz VBW: 300 KHz
Test Mode:	Transmitting	
Note:	FCC-802.11gn_HT40 Channel 09-Bandedge	

No.	Frequency(MHz)	Level(dBm)
1	2454.56330	-6.23
2	2485.76670	-46.23



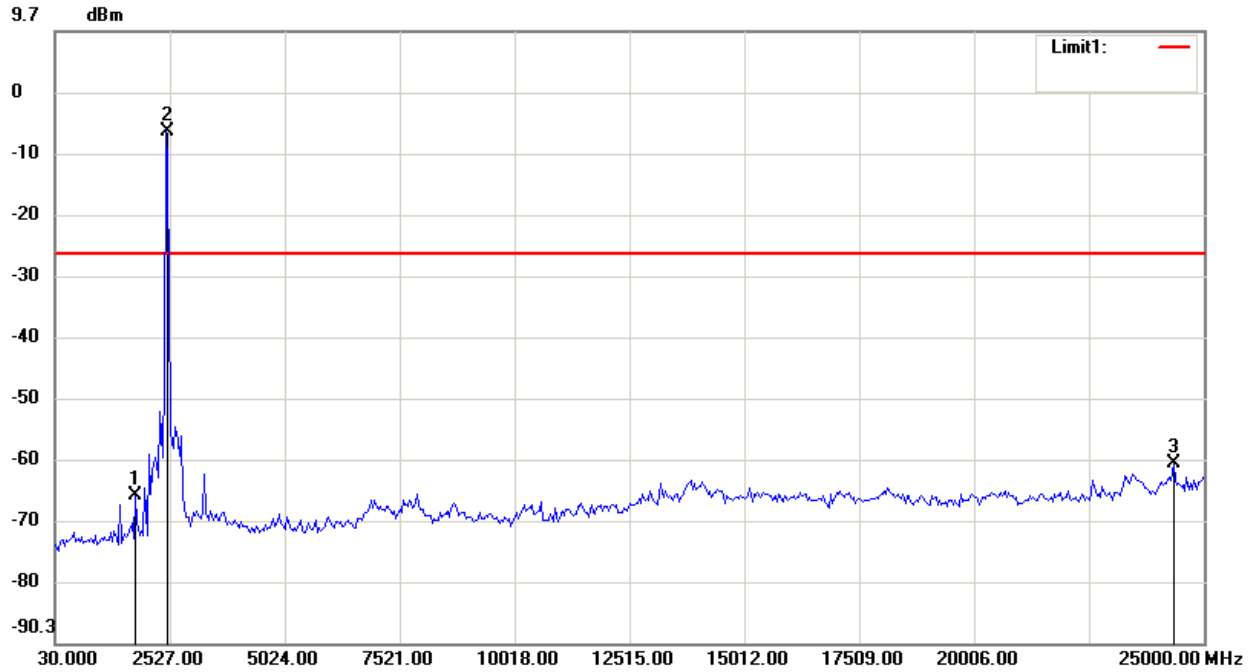
Condition:	802.11gn Chain 0	RF Conducted
EUT:	Wi-Fi Invite Home Router	Sweep Time: 2386.4ms Att.: 10dB
Model:	RF-HTN104	RBW: 100 KHz VBW: 300 KHz
Test Mode:	Transmitting	
Note:	FCC-802.11gn_HT40 Channel 03-Conducted Spurious	

No.	Frequency(MHz)	Level(dBm)
1	1777.90000	-66.60
2	2443.76670	-5.44
3	23460.18330	-61.98



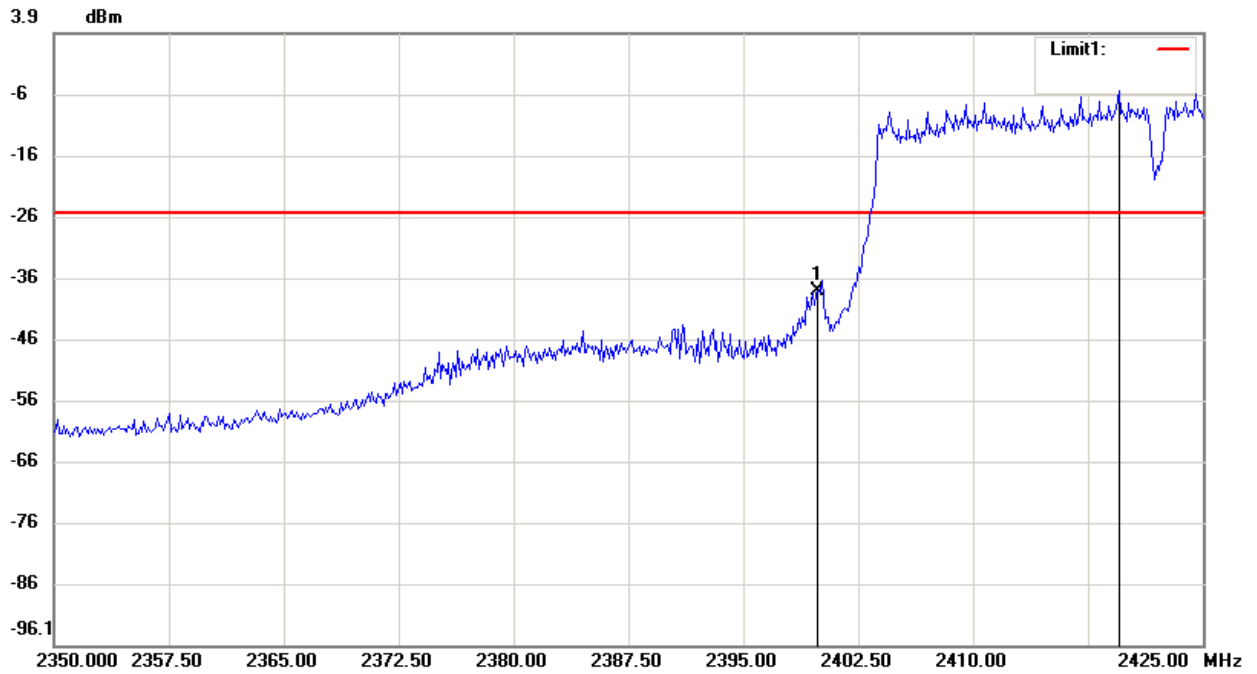
Condition:	802.11gn Chain 0	RF Conducted
EUT:	Wi-Fi Invite Home Router	Sweep Time: 2386.4ms Att.: 30dB
Model:	RF-HTN104	RBW: 100 KHz VBW: 300 KHz
Test Mode:	Transmitting	
Note:	FCC-802.11gn_HT40 Channel 06-Conducted Spurious	

No.	Frequency(MHz)	Level(dBm)
1	1278.50000	-52.03
2	2443.76670	0.03
3	25000.00000	-41.49



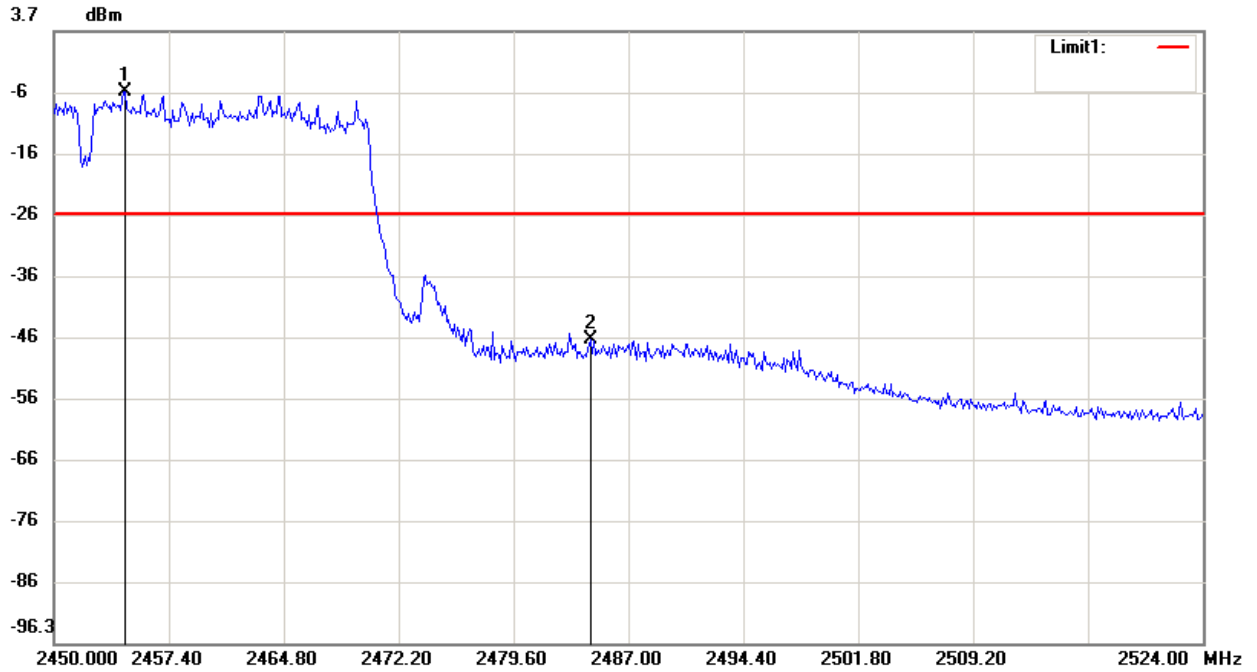
Condition:	802.11gn Chain 0	RF Conducted
EUT:	Wi-Fi Invite Home Router	Sweep Time: 2386.4ms Att.: 10dB
Model:	RF-HTN104	RBW: 100 KHz VBW: 300 KHz
Test Mode:	Transmitting	
Note:	FCC-802.11gn_HT40 Channel 09-Conducted Spurious	

No.	Frequency(MHz)	Level(dBm)
1	1777.90000	-66.28
2	2443.76670	-6.70
3	24334.13330	-61.06



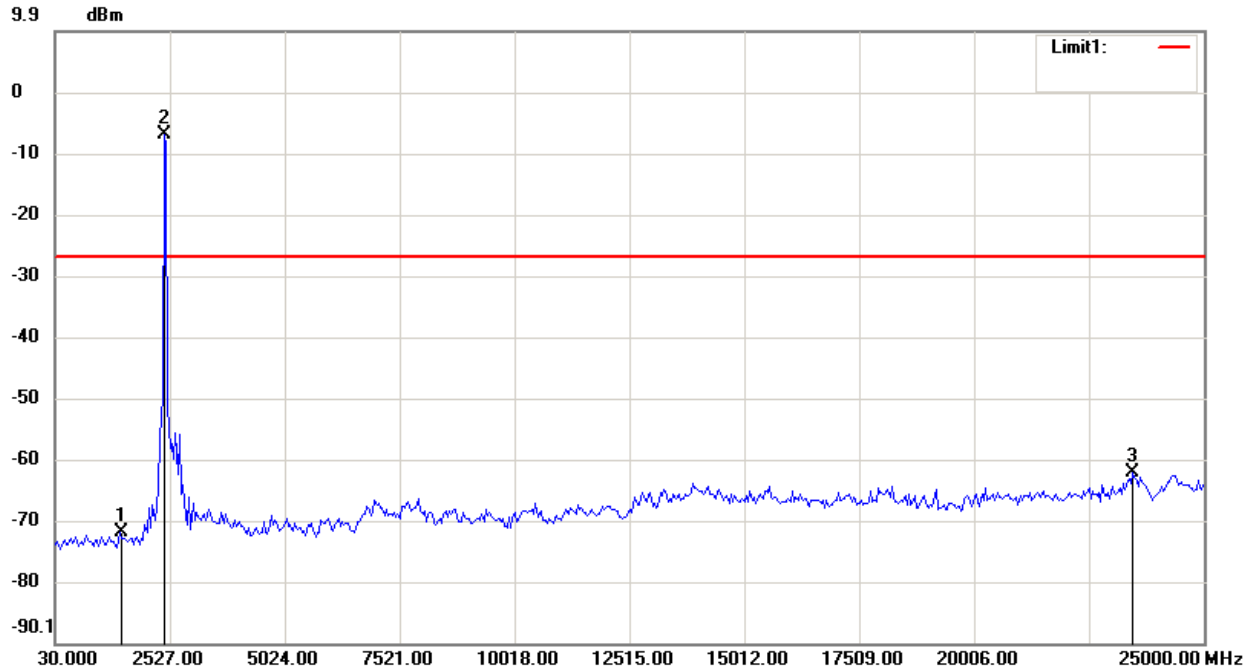
Condition:	802.11gn Chain 1	RF Conducted
EUT:	Wi-Fi Invite Home Router	Sweep Time: 500ms Att.: 10dB
Model:	RF-HTN104	RBW: 100 KHz VBW: 300 KHz
Test Mode:	Transmitting	
Note:	FCC-802.11gn_HT40 Channel 03-Bandedge	

No.	Frequency(MHz)	Level(dBm)
1	2399.87500	-38.29
2	2419.50000	-5.53



Condition:	802.11gn Chain 1	RF Conducted
EUT:	Wi-Fi Invite Home Router	Sweep Time: 500ms Att.: 10dB
Model:	RF-HTN104	RBW: 100 KHz VBW: 300 KHz
Test Mode:	Transmitting	
Note:	FCC-802.11gn_HT40 Channel 09-Bandedge	

No.	Frequency(MHz)	Level(dBm)
1	2454.56330	-6.08
2	2484.53330	-46.59



Condition:	802.11gn Chain 1	RF Conducted
EUT:	Wi-Fi Invite Home Router	Sweep Time: 2386.4ms Att.: 10dB
Model:	RF-HTN104	RBW: 100 KHz VBW: 300 KHz
Test Mode:	Transmitting	
Note:	FCC-802.11gn_HT40 Channel 03-Conducted Spurious	

No.	Frequency(MHz)	Level(dBm)
1	1444.96670	-71.97
2	2402.15000	-7.02
3	23460.18330	-62.09

Produkte
Products

Prüfbericht - Nr.: 17018980 001
Test Report No.

Seite 112 von 283
Page 112 of 283

File: ALPHA
NETWORK

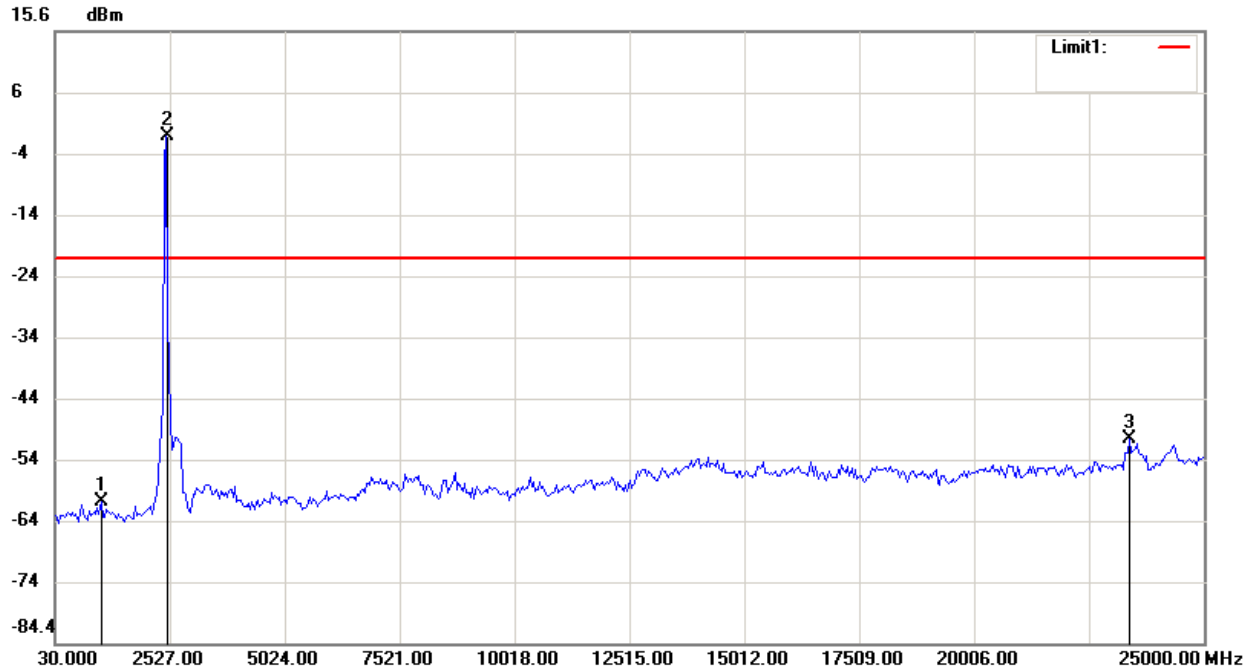
Data: #64

Date: 2011/1/3

Temperature: 20 °C

Time: PM 01:31:54

Humidity: 56 %



Condition: 802.11gn Chain 1
EUT: Wi-Fi Invite Home Router
Model: RF-HTN104
Test Mode: Transmitting
Note: FCC-802.11gn_HT40 Channel 06-Conducted Spurious

RF Conducted
Sweep Time: 2386.4ms Att.: 20dB
RBW: 100 KHz VBW: 300 KHz

No.	Frequency(MHz)	Level(dBm)
1	1028.80000	-61.28
2	2443.76670	-1.47
3	23376.95000	-50.95

Produkte
Products

Prüfbericht - Nr.: 17018980 001
Test Report No.

Seite 113 von 283
Page 113 of 283

File: ALPHA
NETWORK

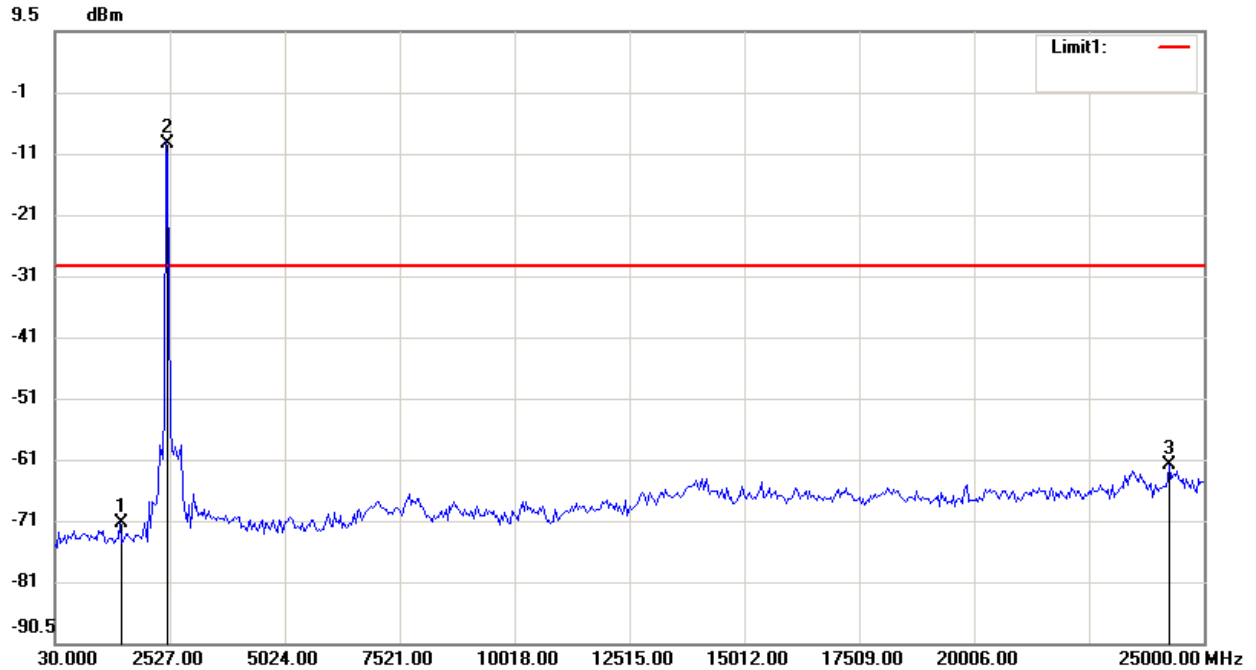
Data: #68

Date: 2011/1/3

Temperature: 20 °C

Time: PM 01:39:38

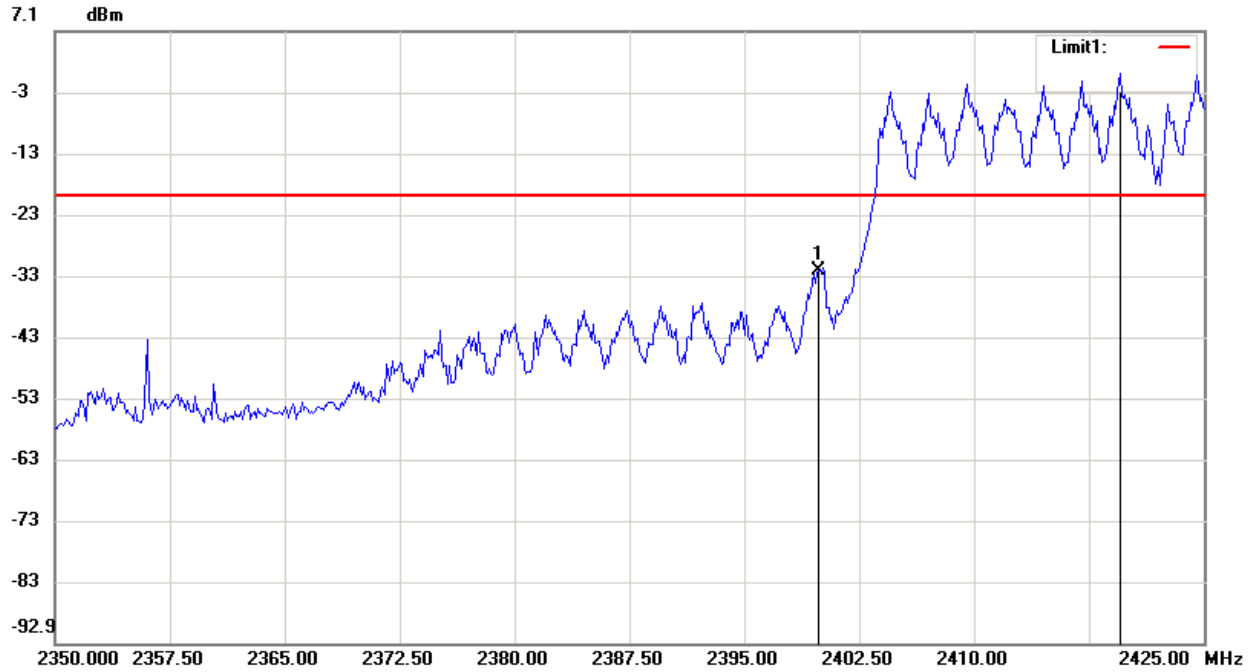
Humidity: 56 %



Condition: 802.11gn Chain 1
EUT: Wi-Fi Invite Home Router
Model: RF-HTN104
Test Mode: Transmitting
Note: FCC-802.11gn_HT40 Channel 09-Conducted Spurious

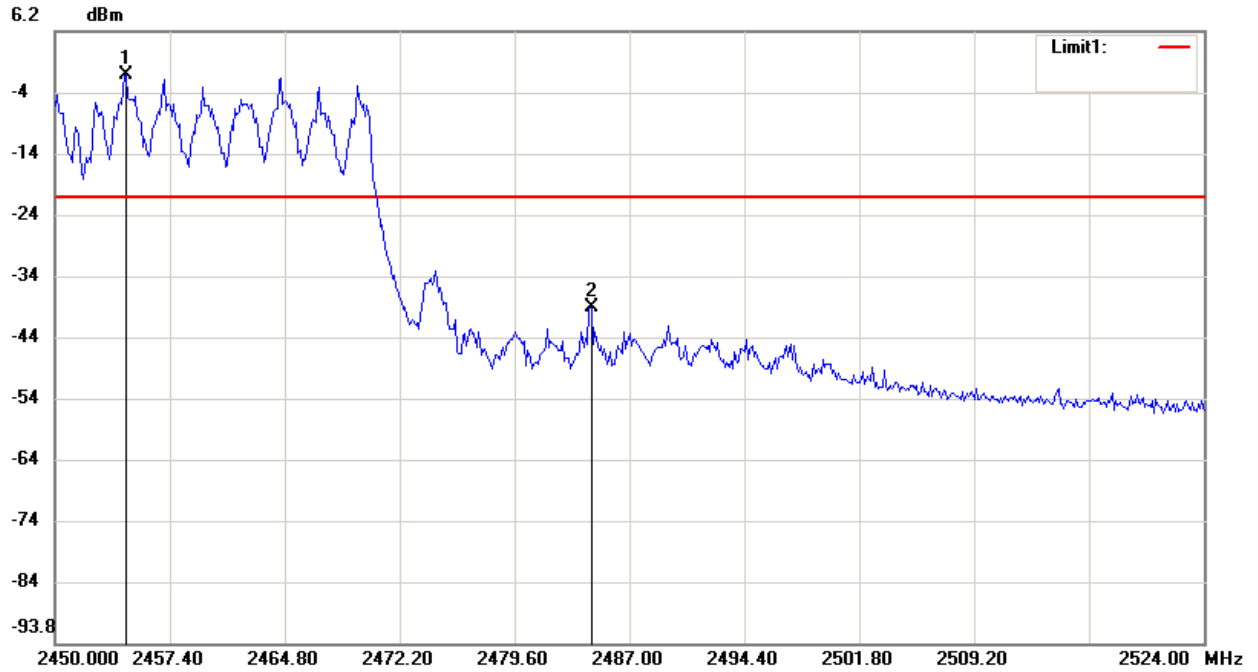
RF Conducted
Sweep Time: 2386.4ms Att.: 10dB
RBW: 100 KHz VBW: 300 KHz

No.	Frequency(MHz)	Level(dBm)
1	1444.96670	-70.97
2	2443.76670	-8.76
3	24250.90000	-61.31



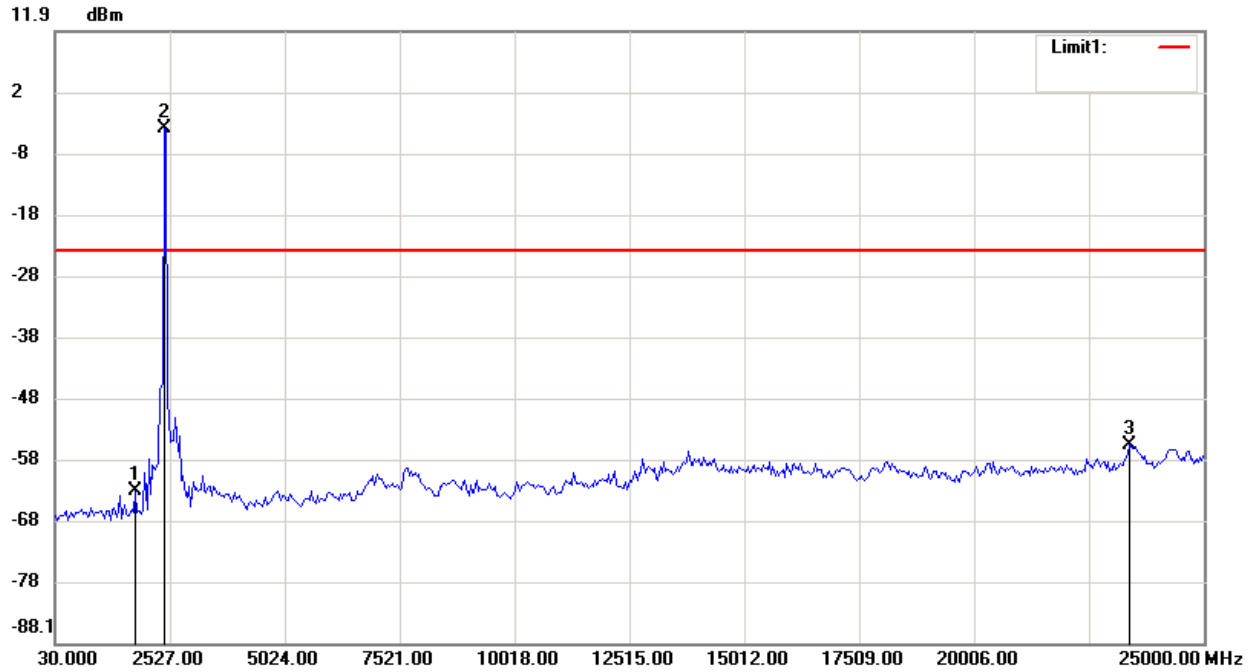
Condition:	802.11gn Chain 0+Chain 1	RF Conducted
EUT:	Wi-Fi Invite Home Router	Sweep Time: 500ms Att.: 10dB
Model:	RF-HTN104	RBW: 100 KHz VBW: 300 KHz
Test Mode:	Transmitting	
Note:	FCC-802.11gn_HT40 Channel 03-Bandedge	

No.	Frequency(MHz)	Level(dBm)
1	2399.87500	-31.89
2	2419.50000	0.33



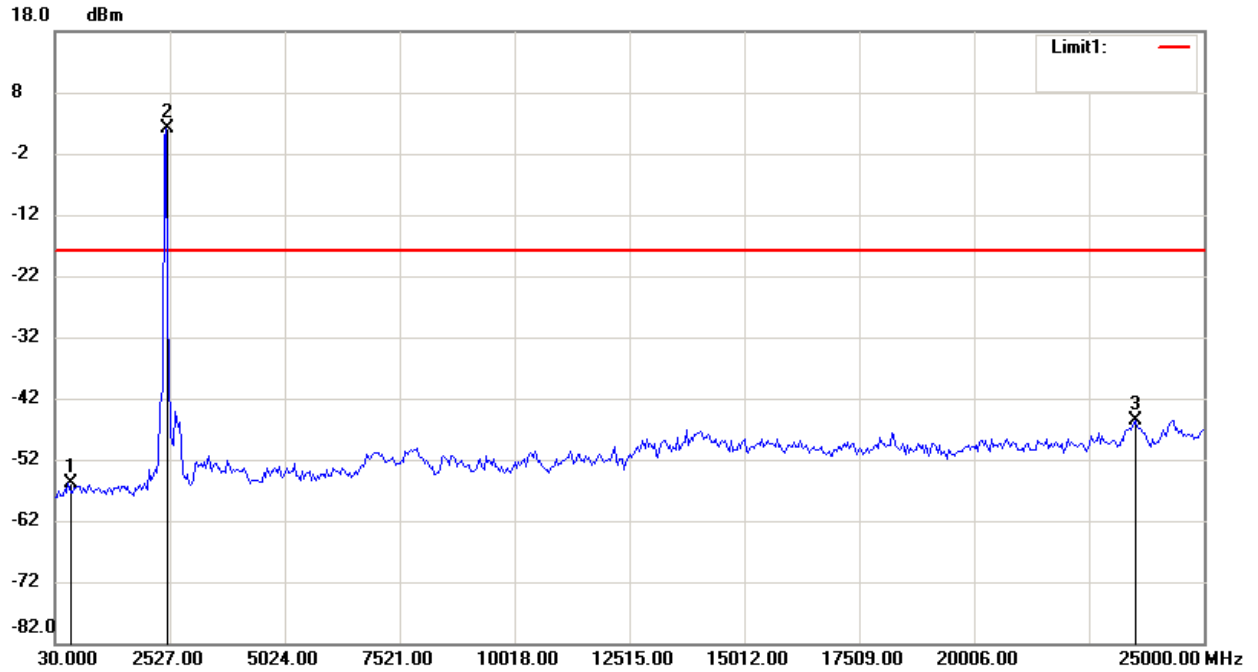
Condition:	802.11gn Chain 0+Chain 1	RF Conducted
EUT:	Wi-Fi Invite Home Router	Sweep Time: 500ms Att.: 10dB
Model:	RF-HTN104	RBW: 100 KHz VBW: 300 KHz
Test Mode:	Transmitting	
Note:	FCC-802.11gn_HT40 Channel 09-Bandedge	

No.	Frequency(MHz)	Level(dBm)
1	2454.56330	-0.90
2	2484.53330	-38.88



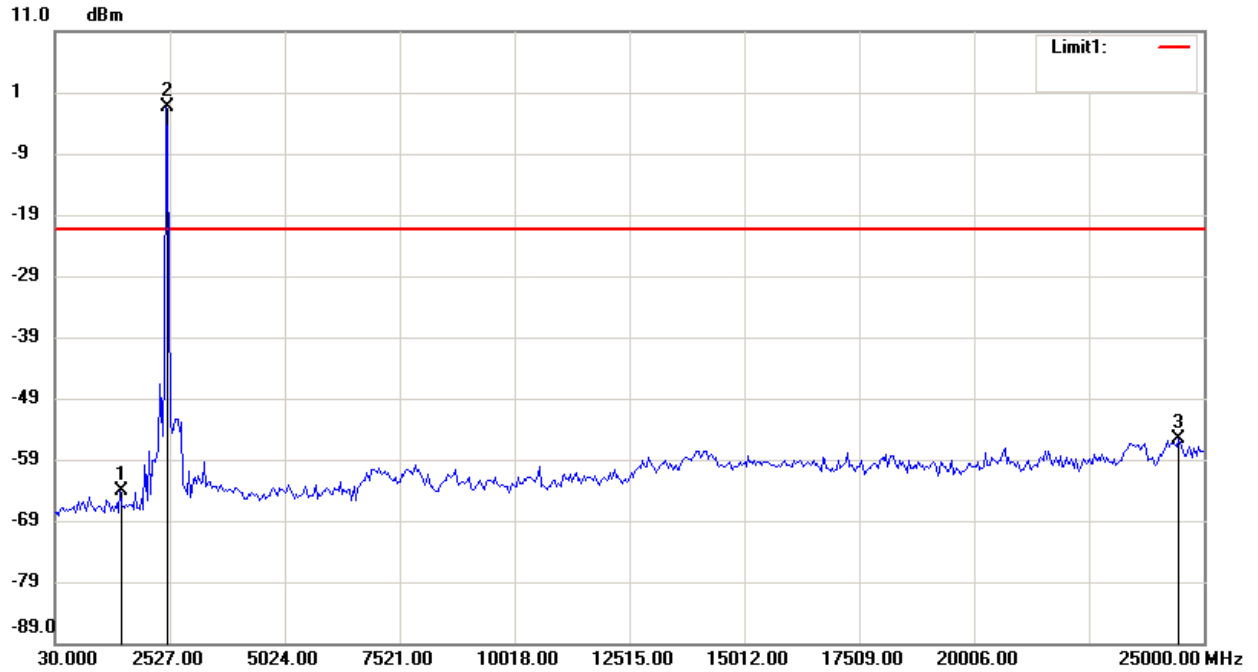
Condition:	802.11gn Chain 0+Chain 1	RF Conducted
EUT:	Wi-Fi Invite Home Router	Sweep Time: 2386.4ms Att.: 10dB
Model:	RF-HTN104	RBW: 100 KHz VBW: 300 KHz
Test Mode:	Transmitting	
Note:	FCC-802.11gn_HT40 Channel 03-Conducted Spurious	

No.	Frequency(MHz)	Level(dBm)
1	1777.90000	-63.08
2	2402.15000	-3.98
3	23376.95000	-55.61



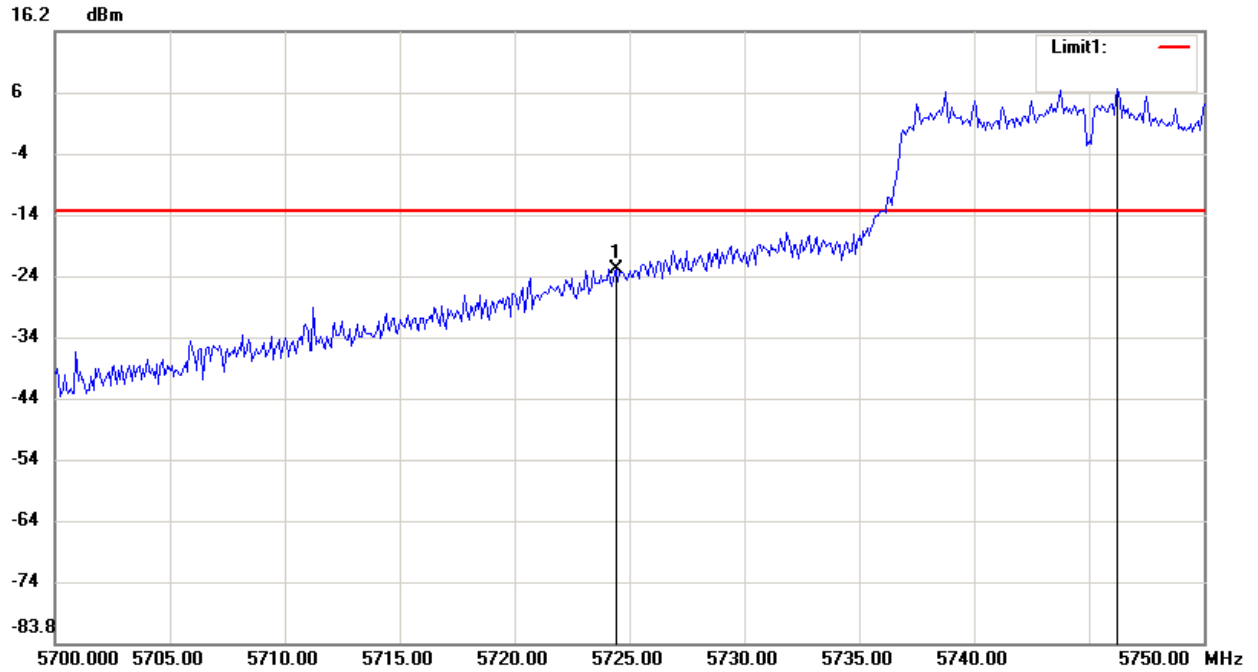
Condition:	802.11gn Chain 0+Chain 1	RF Conducted
EUT:	Wi-Fi Invite Home Router	Sweep Time: 2386.4ms Att.: 20dB
Model:	RF-HTN104	RBW: 100 KHz VBW: 300 KHz
Test Mode:	Transmitting	
Note:	FCC-802.11gn_HT40 Channel 06-Conducted Spurious	

No.	Frequency(MHz)	Level(dBm)
1	321.3167	-55.90
2	2443.76670	2.18
3	23501.80000	-45.58



Condition:	802.11gn Chain 0+Chain 1	RF Conducted
EUT:	Wi-Fi Invite Home Router	Sweep Time: 2386.4ms Att.: 10dB
Model:	RF-HTN104	RBW: 100 KHz VBW: 300 KHz
Test Mode:	Transmitting	
Note:	FCC-802.11gn_HT40 Channel 09-Conducted Spurious	

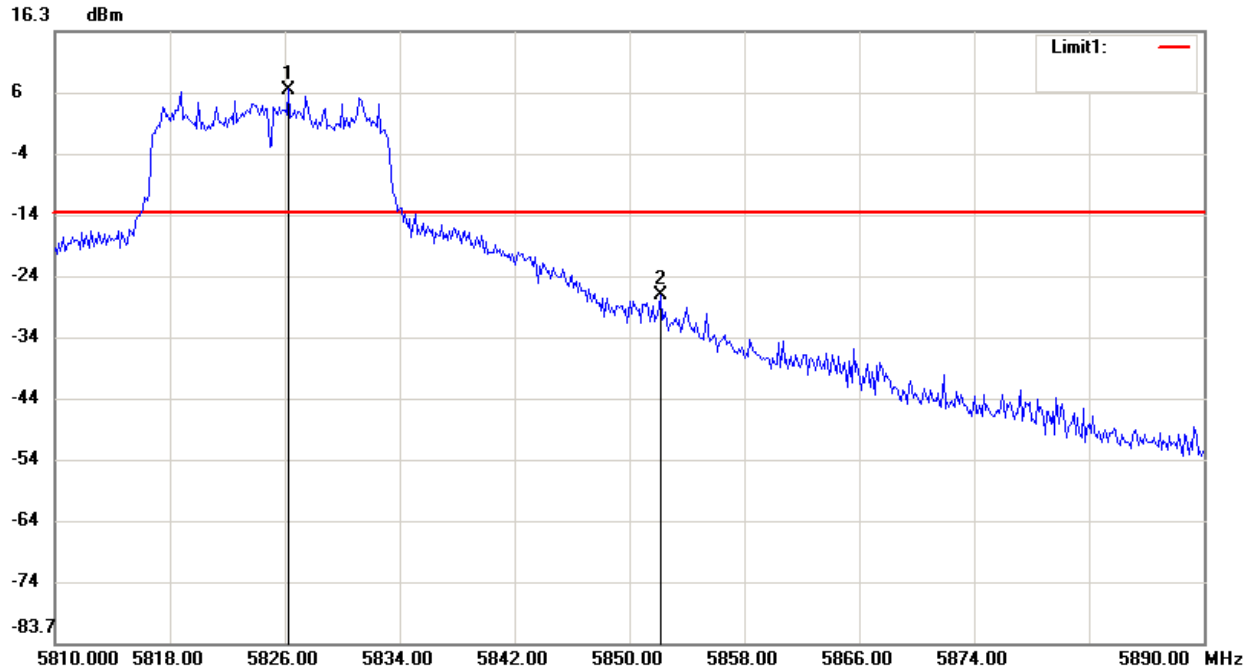
No.	Frequency(MHz)	Level(dBm)
1	1444.96670	-64.20
2	2443.76670	-1.53
3	24458.98330	-55.67



Condition: 802.11a Chain 0
EUT: Wi-Fi Invite Home Router
Model: RF-HTN104
Test Mode: Transmitting
Note: FCC-802.11a Channel 149-Bandedge

RF Conducted
Sweep Time: 500ms **Att.:** 20dB
RBW: 100 KHz **VBW:** 300 KHz

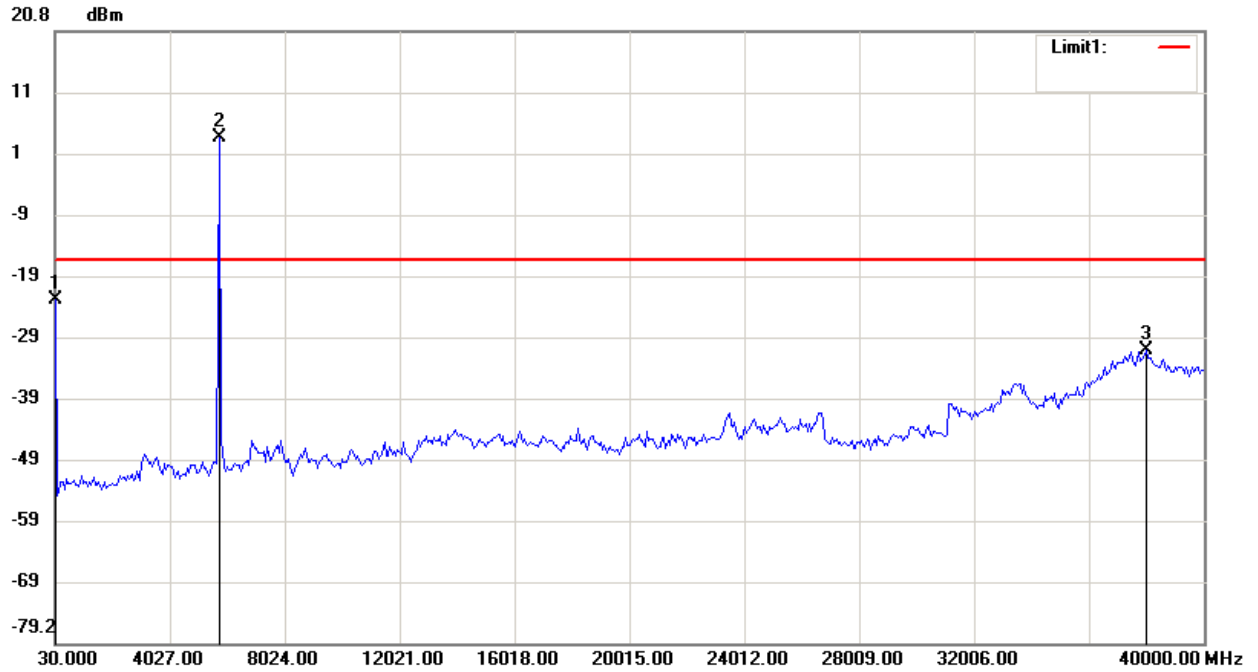
No.	Frequency(MHz)	Level(dBm)
1	5724.4167	-22.62
2	5746.2500	6.74



Condition: 802.11a Chain 0
EUT: Wi-Fi Invite Home Router
Model: RF-HTN104
Test Mode: Transmitting
Note: FCC-802.11a Channel 165-Bandedge

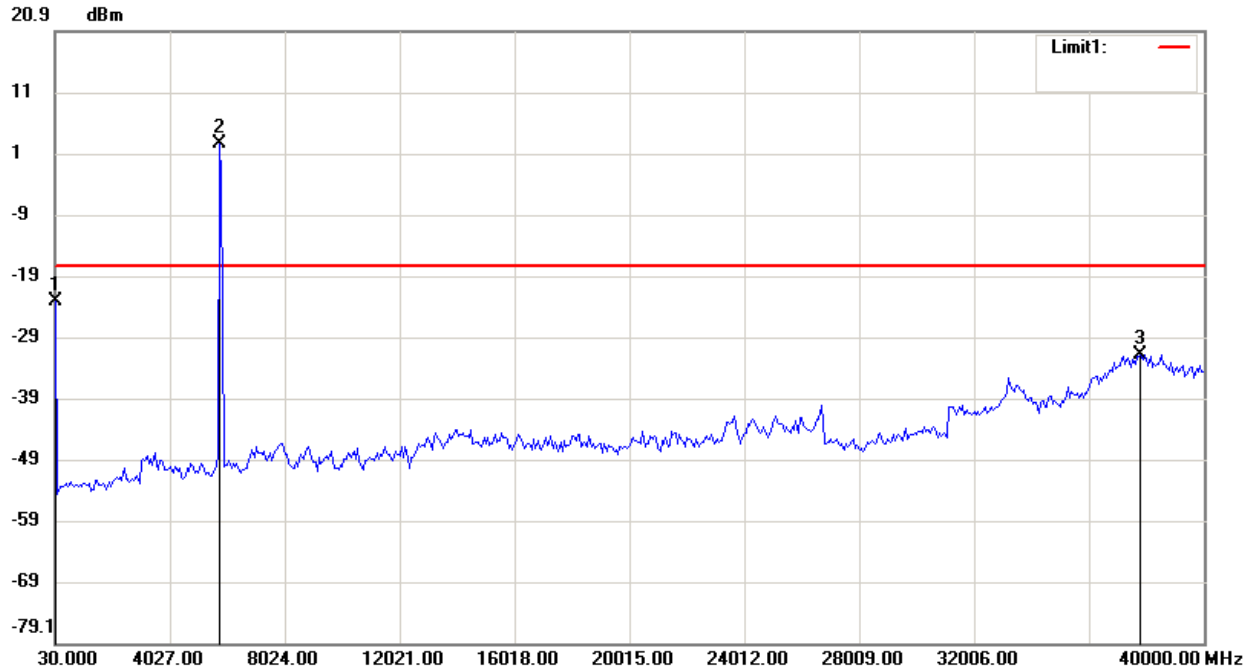
RF Conducted
Sweep Time: 500ms **Att.:** 20dB
RBW: 100 KHz **VBW:** 300 KHz

No.	Frequency(MHz)	Level(dBm)
1	5826.2667	6.77
2	5852.1333	-26.83



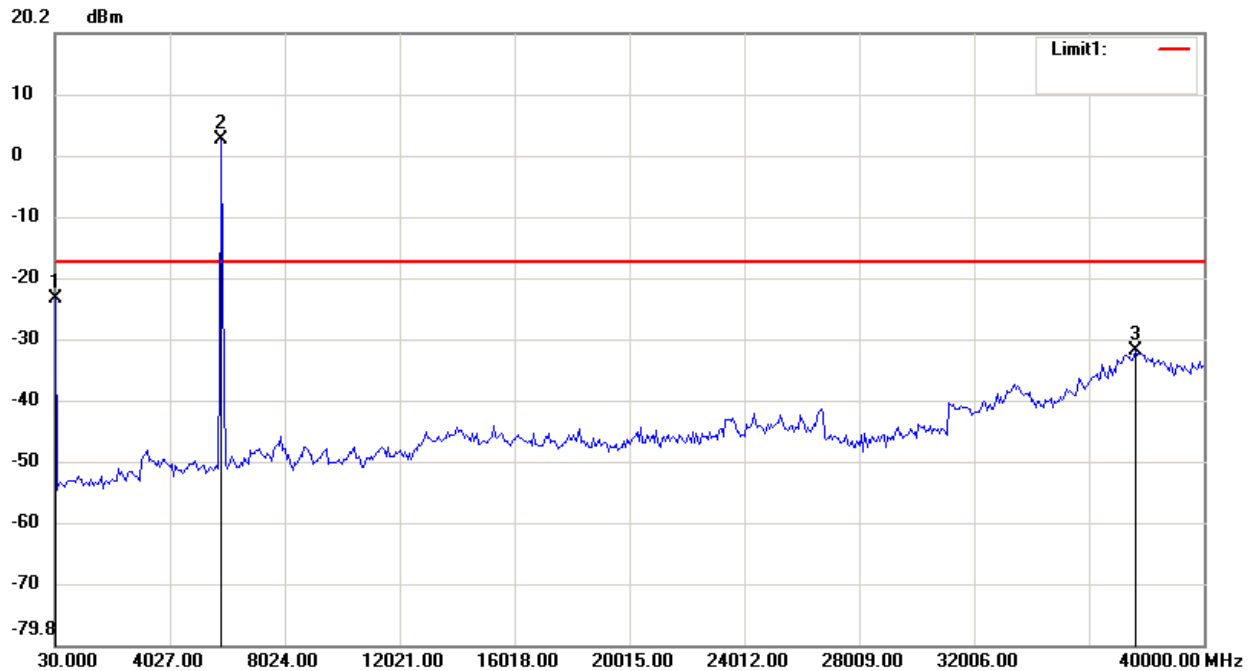
Condition:	802.11a Chain 0	RF Conducted
EUT:	Wi-Fi Invite Home Router	Sweep Time: 3819.92ms Att.: 30dB
Model:	RF-HTN104	RBW: 100 KHz VBW: 300 KHz
Test Mode:	Transmitting	
Note:	FCC-802.11a Channel 149-Conducted Spurious	

No.	Frequency(MHz)	Level(dBm)
1	30.0000	-23.23
2	5759.0333	3.28
3	38001.5000	-31.36



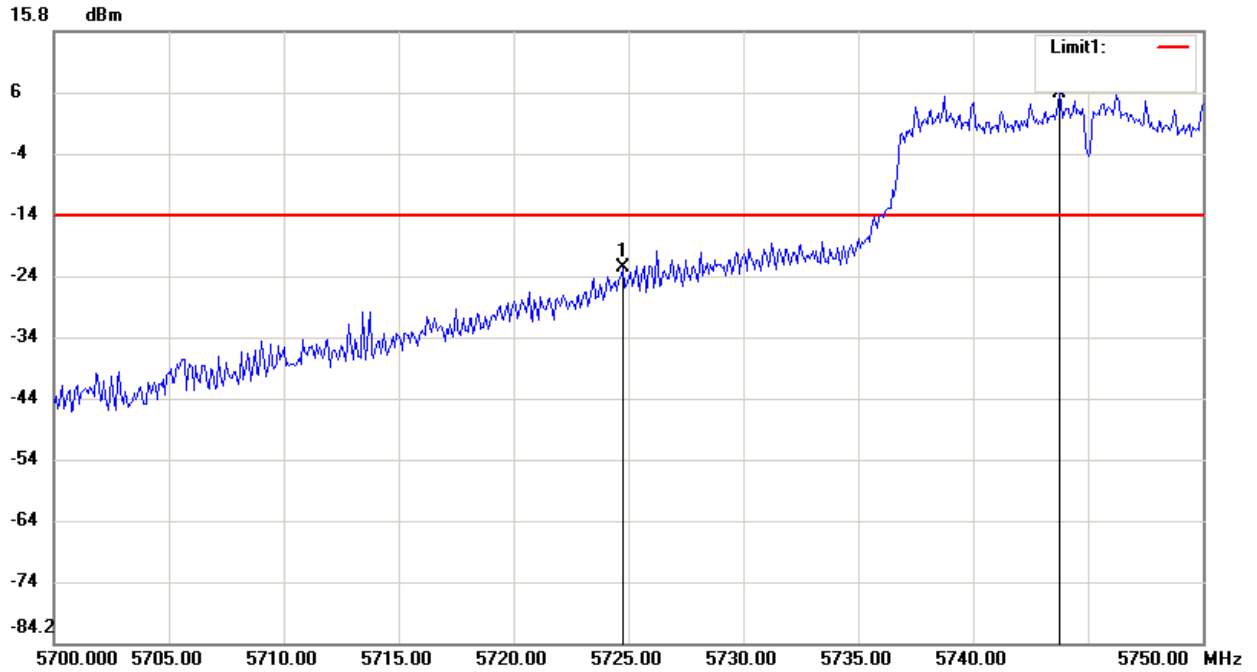
Condition:	802.11a Chain 0	RF Conducted
EUT:	Wi-Fi Invite Home Router	Sweep Time: 3819.92ms Att.: 30dB
Model:	RF-HTN104	RBW: 100 KHz VBW: 300 KHz
Test Mode:	Transmitting	
Note:	FCC-802.11a Channel 157-Conducted Spurious	

No.	Frequency(MHz)	Level(dBm)
1	30.0000	-23.23
2	5759.0333	2.40
3	37801.6500	-31.90



Condition:	802.11a Chain 0	RF Conducted
EUT:	Wi-Fi Invite Home Router	Sweep Time: 3819.92ms Att.: 30dB
Model:	RF-HTN104	RBW: 100 KHz VBW: 300 KHz
Test Mode:	Transmitting	
Note:	FCC-802.11a Channel 165-Conducted Spurious	

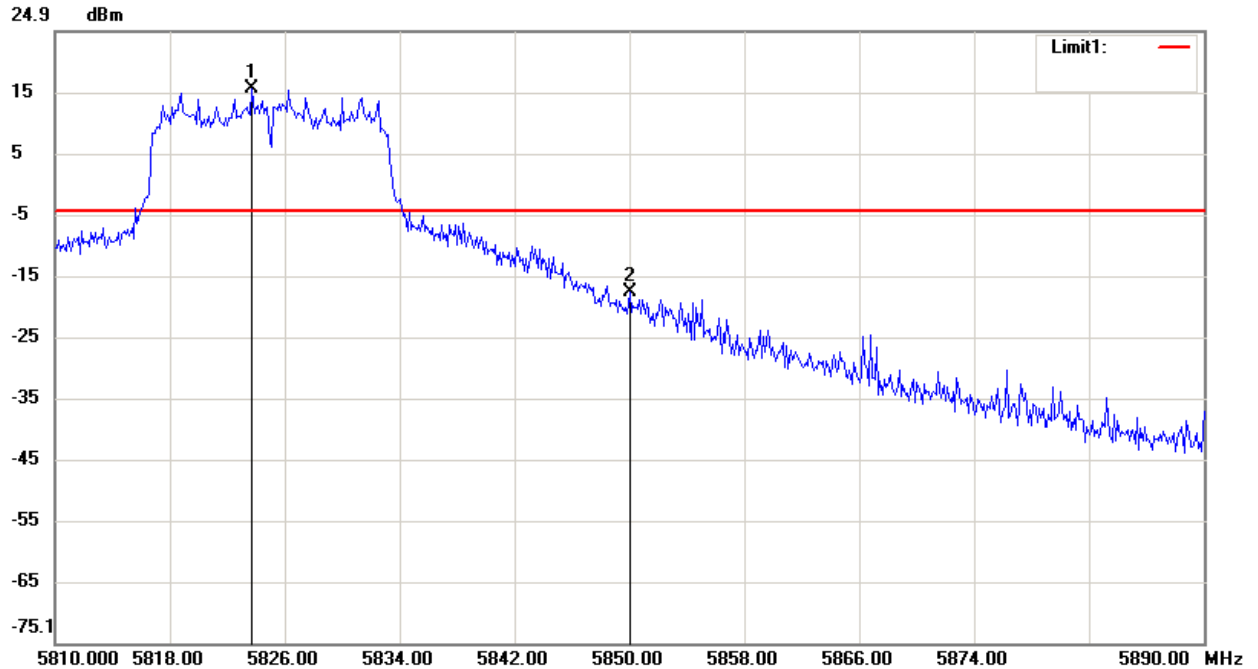
No.	Frequency(MHz)	Level(dBm)
1	30.0000	-23.26
2	5825.6500	2.81
3	37601.8000	-31.57



Condition: 802.11a Chain 1
EUT: Wi-Fi Invite Home Router
Model: RF-HTN104
Test Mode: Transmitting
Note: FCC-802.11a Channel 149-Bandedge

RF Conducted
Sweep Time: 500ms **Att.:** 20dB
RBW: 100 KHz **VBW:** 300 KHz

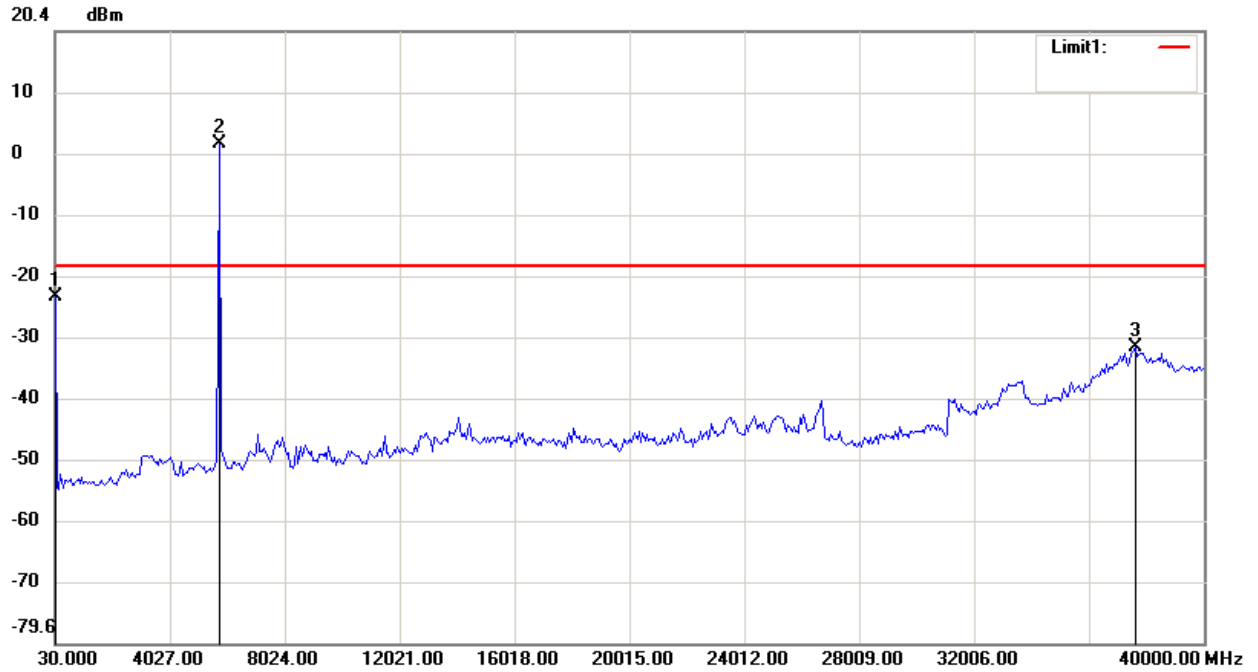
No.	Frequency(MHz)	Level(dBm)
1	5724.7500	-22.92
2	5743.7500	5.67



Condition: 802.11a Chain 1
EUT: Wi-Fi Invite Home Router
Model: RF-HTN104
Test Mode: Transmitting
Note: FCC-802.11a Channel 165-Bandedge

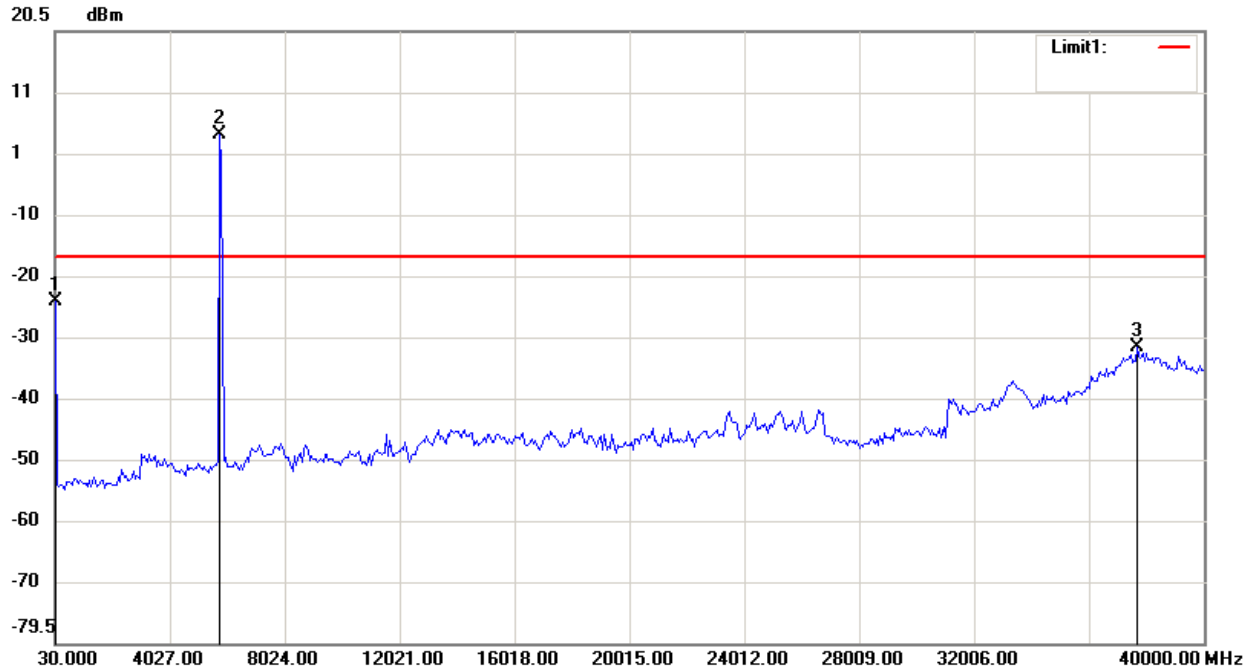
RF Conducted
Sweep Time: 500ms **Att.:** 30dB
RBW: 100 KHz **VBW:** 300 KHz

No.	Frequency(MHz)	Level(dBm)
1	5823.73330	15.44
2	5850.00000	-17.75



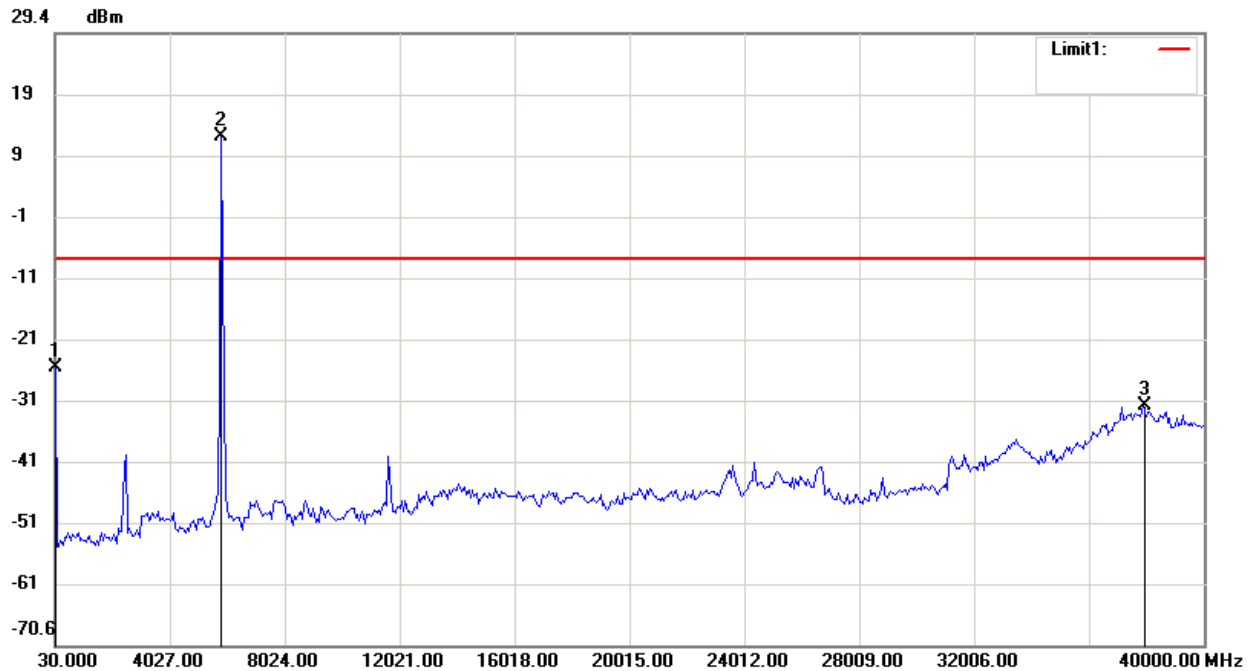
Condition:	802.11a Chain 1	RF Conducted
EUT:	Wi-Fi Invite Home Router	Sweep Time: 3819.92ms Att.: 30dB
Model:	RF-HTN104	RBW: 100 KHz VBW: 300 KHz
Test Mode:	Transmitting	
Note:	FCC-802.11a Channel 149-Conducted Spurious	

No.	Frequency(MHz)	Level(dBm)
1	30.0000	-22.98
2	5759.0333	1.99
3	37601.8000	-31.30



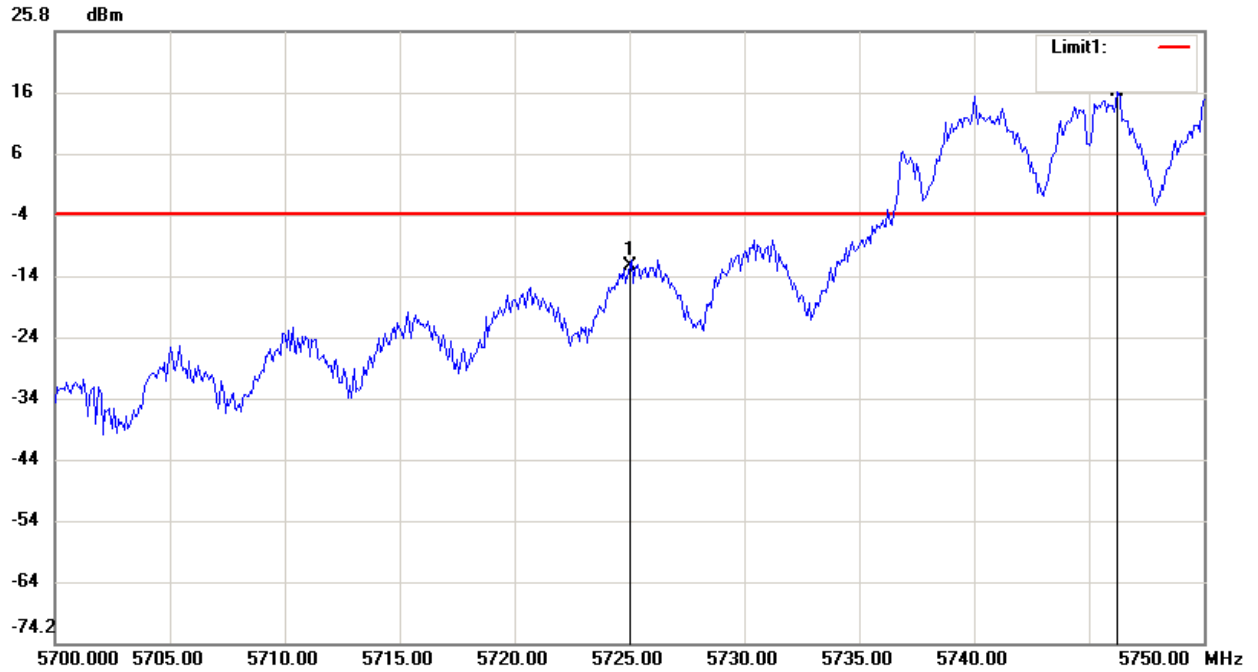
Condition:	802.11a Chain 1	RF Conducted
EUT:	Wi-Fi Invite Home Router	Sweep Time: 3819.92ms Att.: 30dB
Model:	RF-HTN104	RBW: 100 KHz VBW: 300 KHz
Test Mode:	Transmitting	
Note:	FCC-802.11a Channel 157-Conducted Spurious	

No.	Frequency(MHz)	Level(dBm)
1	30.0000	-23.71
2	5759.0333	3.74
3	37668.4167	-31.16



Condition: 802.11a Chain 1 **RF Conducted**
EUT: Wi-Fi Invite Home Router **Sweep Time: 3819.92ms Att.: 30dB**
Model: RF-HTN104 **RBW: 100 KHz VBW: 300 KHz**
Test Mode: Transmitting
Note: FCC-802.11a Channel 165-Conducted Spurious

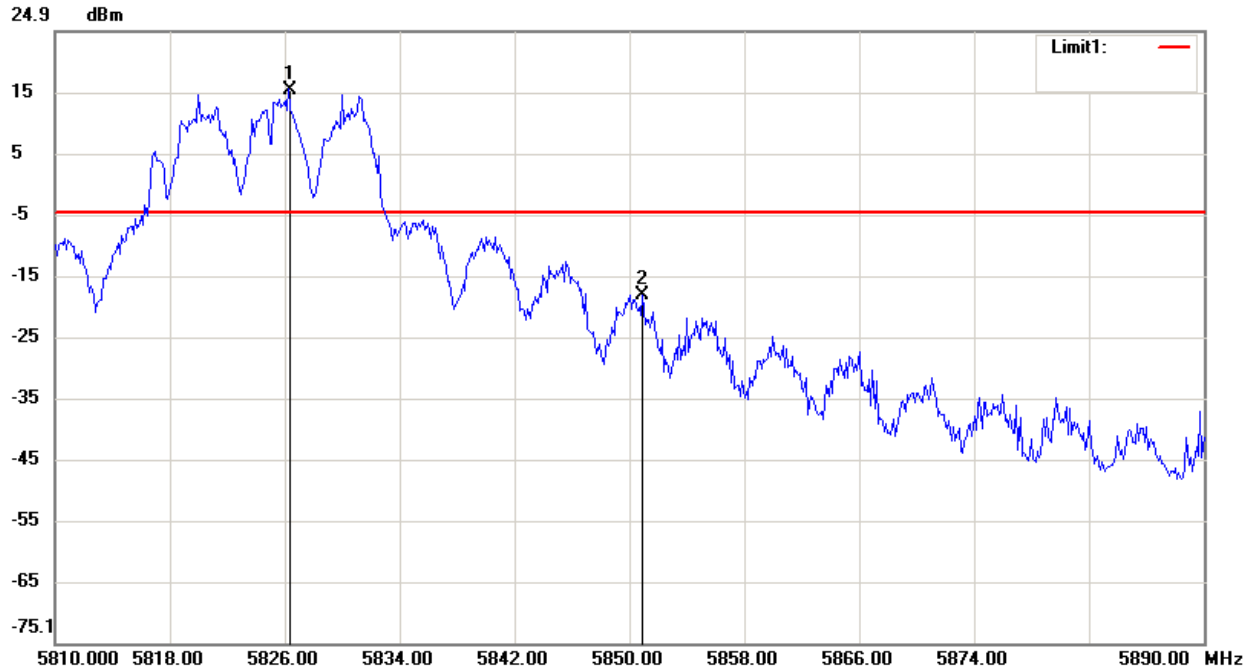
No.	Frequency(MHz)	Level(dBm)
1	30.0000	-25.23
2	5825.65000	12.65
3	37868.26670	-31.42



Condition: 802.11a Chain 0+Chain 1
EUT: Wi-Fi Invite Home Router
Model: RF-HTN104
Test Mode: Transmitting
Note: FCC-802.11a Channel 149-Bandedge

RF Conducted
Sweep Time: 500ms **Att.:** 20dB
RBW: 100 KHz **VBW:** 300 KHz

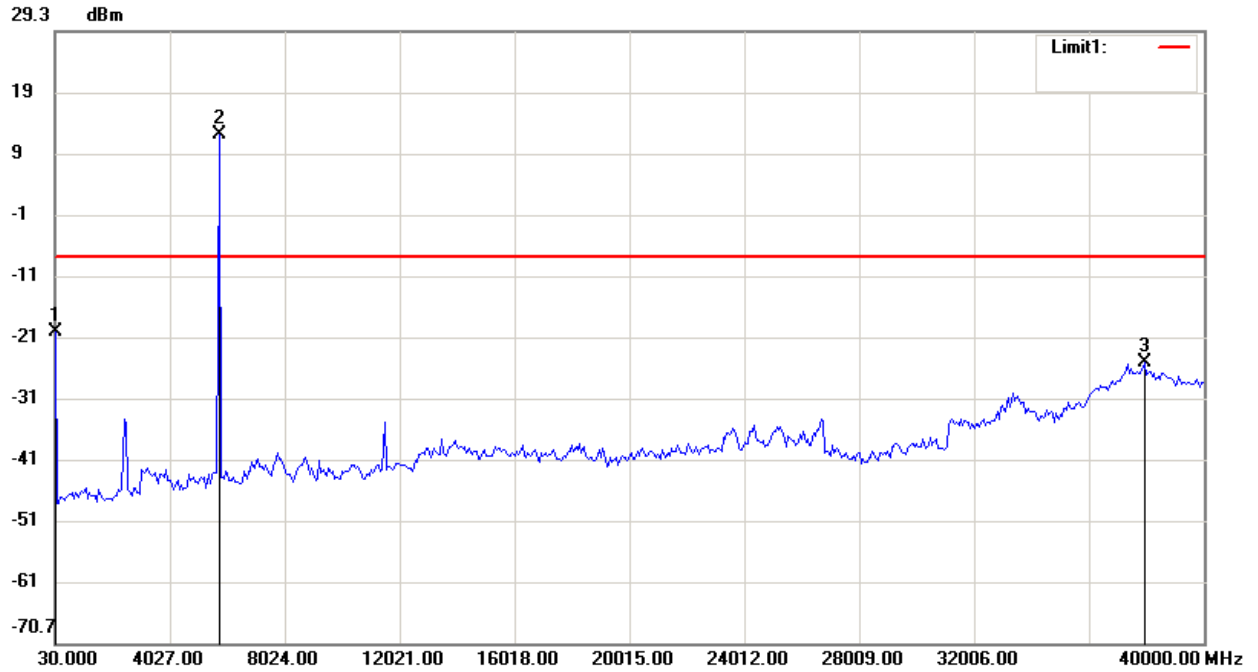
No.	Frequency(MHz)	Level(dBm)
1	5725.00000	-12.64
2	5746.25000	15.83



Condition: 802.11a Chain 0+Chain 1
EUT: Wi-Fi Invite Home Router
Model: RF-HTN104
Test Mode: Transmitting
Note: FCC-802.11a Channel 165-Bandedge

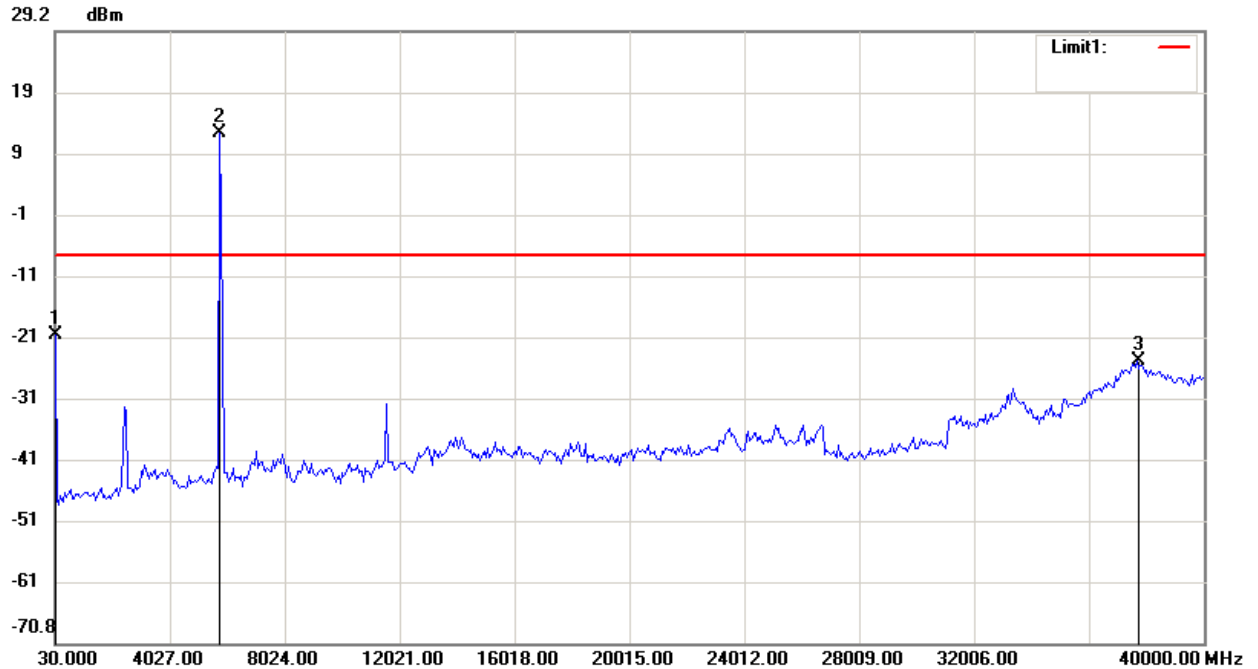
RF Conducted
Sweep Time: 500ms **Att.:** 20dB
RBW: 100 KHz **VBW:** 300 KHz

No.	Frequency(MHz)	Level(dBm)
1	5826.26670	15.39
2	5850.93330	-18.25



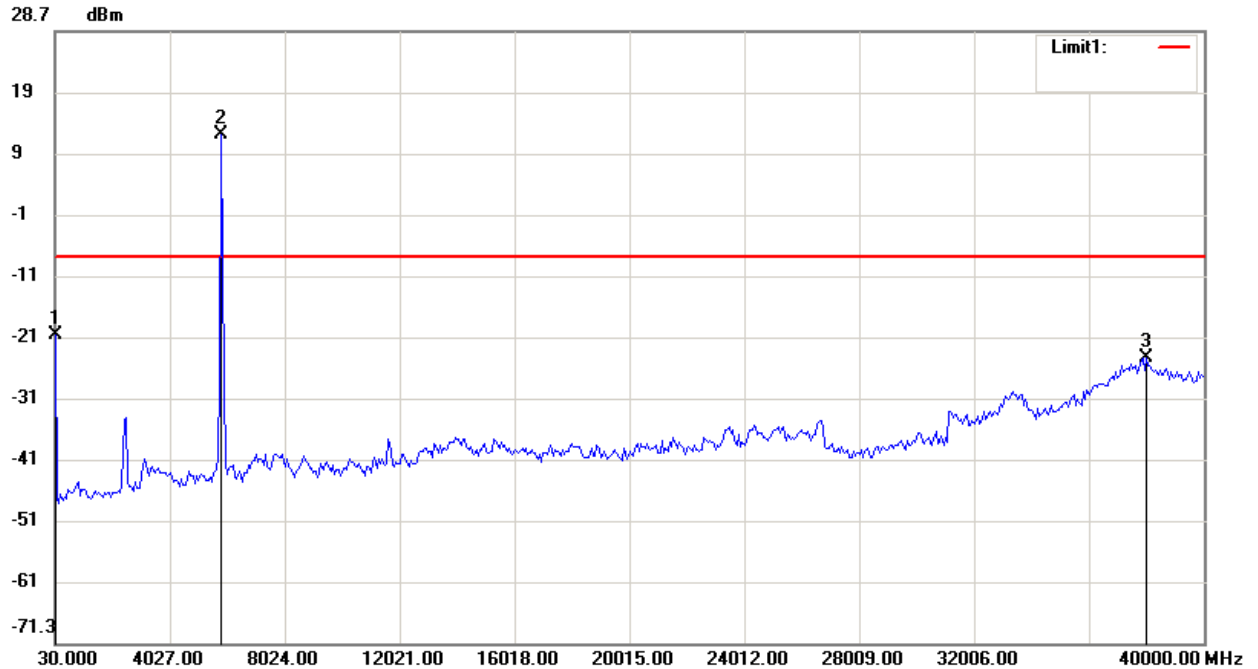
Condition:	802.11a Chain 0+Chain 1	RF Conducted
EUT:	Wi-Fi Invite Home Router	Sweep Time: 3819.92ms Att.: 30dB
Model:	RF-HTN104	RBW: 100 KHz VBW: 300 KHz
Test Mode:	Transmitting	
Note:	FCC-802.11a Channel 149-Conducted Spurious	

No.	Frequency(MHz)	Level(dBm)
1	30.0000	-19.95
2	5759.03330	12.31
3	37934.88330	-24.86



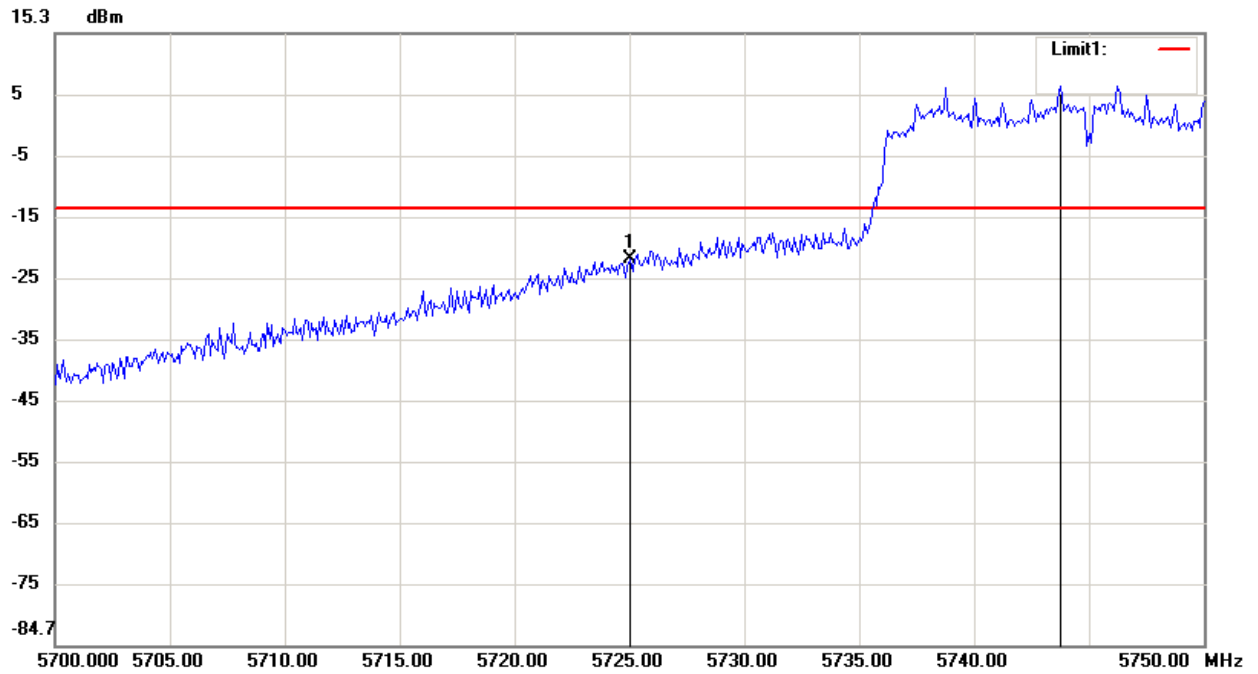
Condition:	802.11a Chain 0+Chain 1	RF Conducted
EUT:	Wi-Fi Invite Home Router	Sweep Time: 3819.92ms Att.: 30dB
Model:	RF-HTN104	RBW: 100 KHz VBW: 300 KHz
Test Mode:	Transmitting	
Note:	FCC-802.11a Channel 157-Conducted Spurious	

No.	Frequency(MHz)	Level(dBm)
1	30.0000	-20.36
2	5759.03330	12.58
3	37668.41670	-24.78



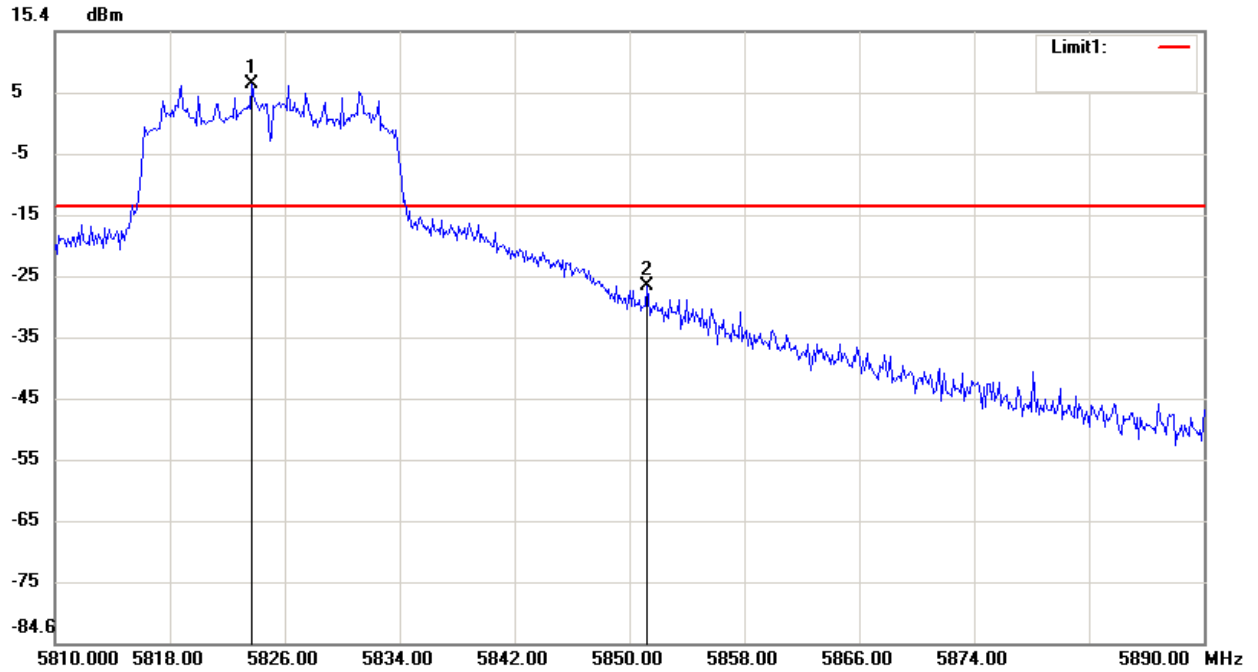
Condition:	802.11a Chain 0+Chain 1	RF Conducted
EUT:	Wi-Fi Invite Home Router	Sweep Time: 3819.92ms Att.: 30dB
Model:	RF-HTN104	RBW: 100 KHz VBW: 300 KHz
Test Mode:	Transmitting	
Note:	FCC-802.11a Channel 165-Conducted Spurious	

No.	Frequency(MHz)	Level(dBm)
1	30.0000	-20.91
2	5825.65000	11.86
3	38001.50000	-24.78



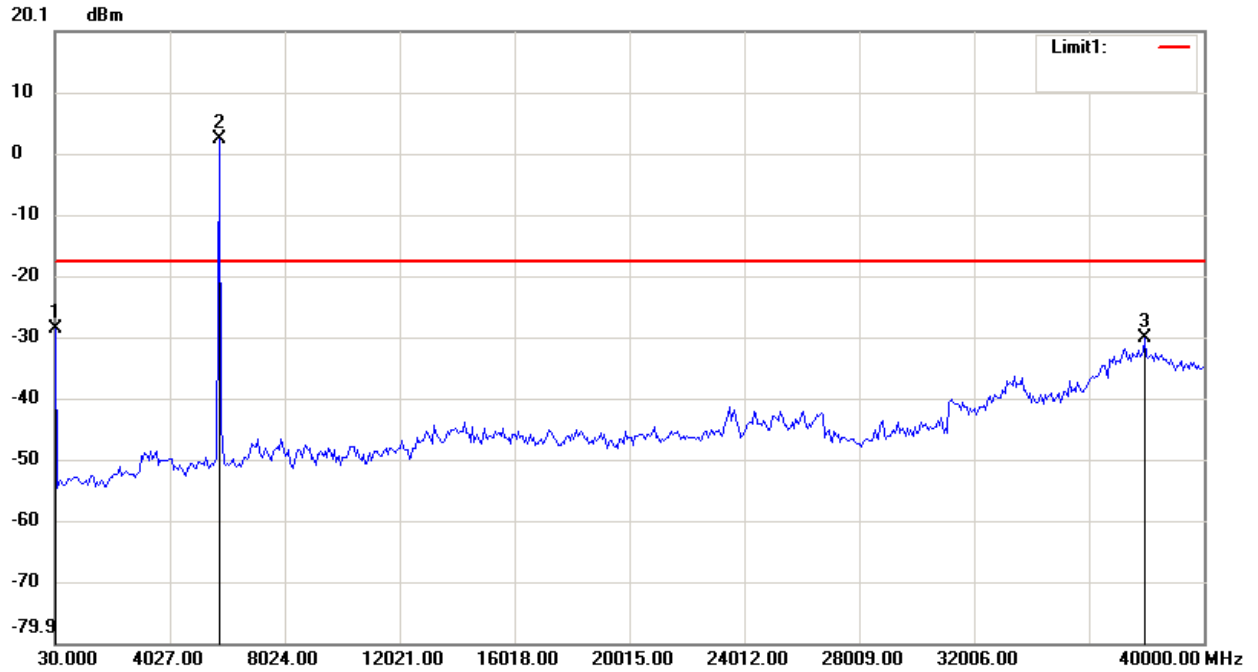
Condition:	802.11an Chain 0	RF Conducted
EUT:	Wi-Fi Invite Home Router	Sweep Time: 500ms Att.: 20dB
Model:	RF-HTN104	RBW: 100 KHz VBW: 300 KHz
Test Mode:	Transmitting	
Note:	FCC-802.11an_HT20 Channel 149-Bandedge	

No.	Frequency(MHz)	Level(dBm)
1	5725.0000	-21.47
2	5743.7500	6.73



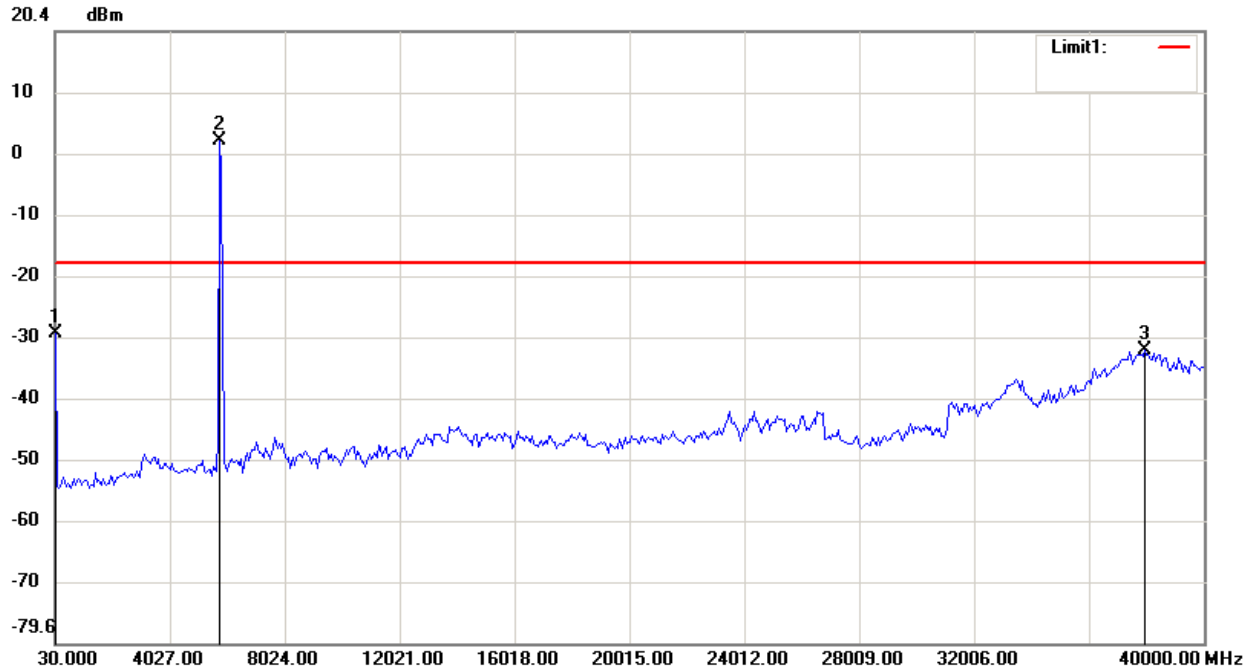
Condition:	802.11an Chain 0	RF Conducted
EUT:	Wi-Fi Invite Home Router	Sweep Time: 500ms Att.: 20dB
Model:	RF-HTN104	RBW: 100 KHz VBW: 300 KHz
Test Mode:	Transmitting	
Note:	FCC-802.11an_HT20 Channel 165-Bandedge	

No.	Frequency(MHz)	Level(dBm)
1	5823.7333	6.83
2	5851.2000	-26.13



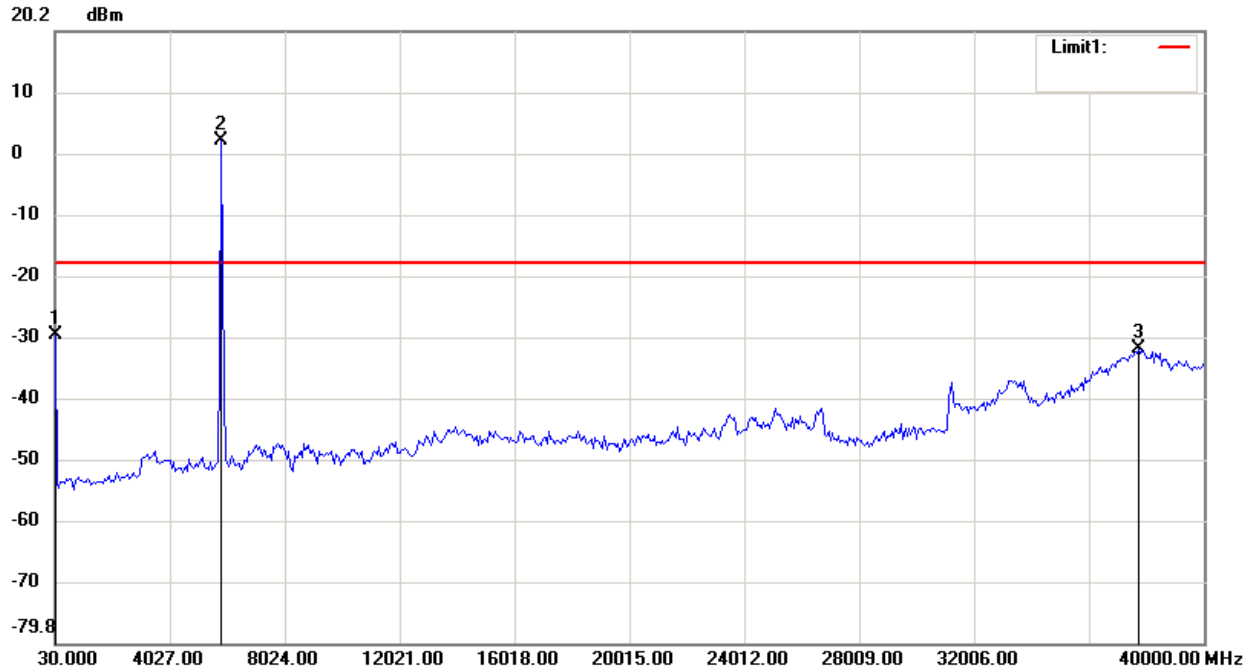
Condition:	802.11an Chain 0	RF Conducted
EUT:	Wi-Fi Invite Home Router	Sweep Time: 3819.92ms Att.: 30dB
Model:	RF-HTN104	RBW: 100 KHz VBW: 300 KHz
Test Mode:	Transmitting	
Note:	FCC-802.11an_HT20 Channel 149-Conducted Spurious	

No.	Frequency(MHz)	Level(dBm)
1	30.0000	-28.67
2	5759.0333	2.37
3	37934.8833	-30.08



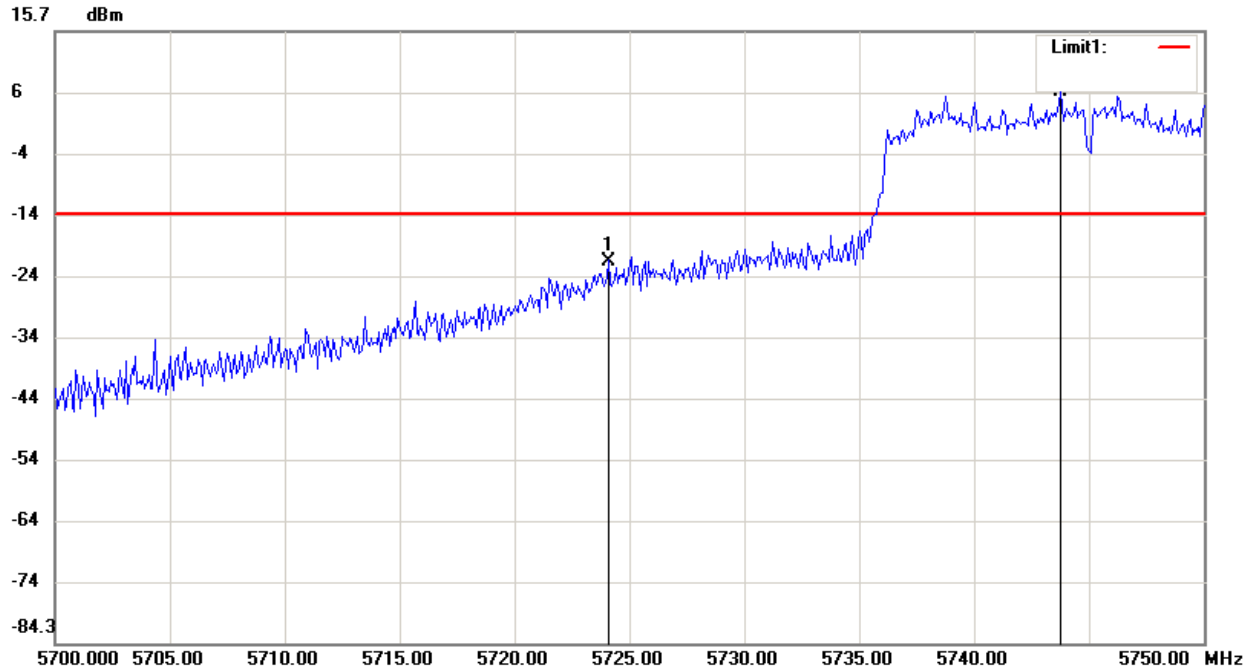
Condition:	802.11an Chain 0	RF Conducted
EUT:	Wi-Fi Invite Home Router	Sweep Time: 3819.92ms Att.: 30dB
Model:	RF-HTN104	RBW: 100 KHz VBW: 300 KHz
Test Mode:	Transmitting	
Note:	FCC-802.11an_HT20 Channel 157-Conducted Spurious	

No.	Frequency(MHz)	Level(dBm)
1	30.0000	-29.00
2	5759.0333	2.46
3	37934.8833	-31.73



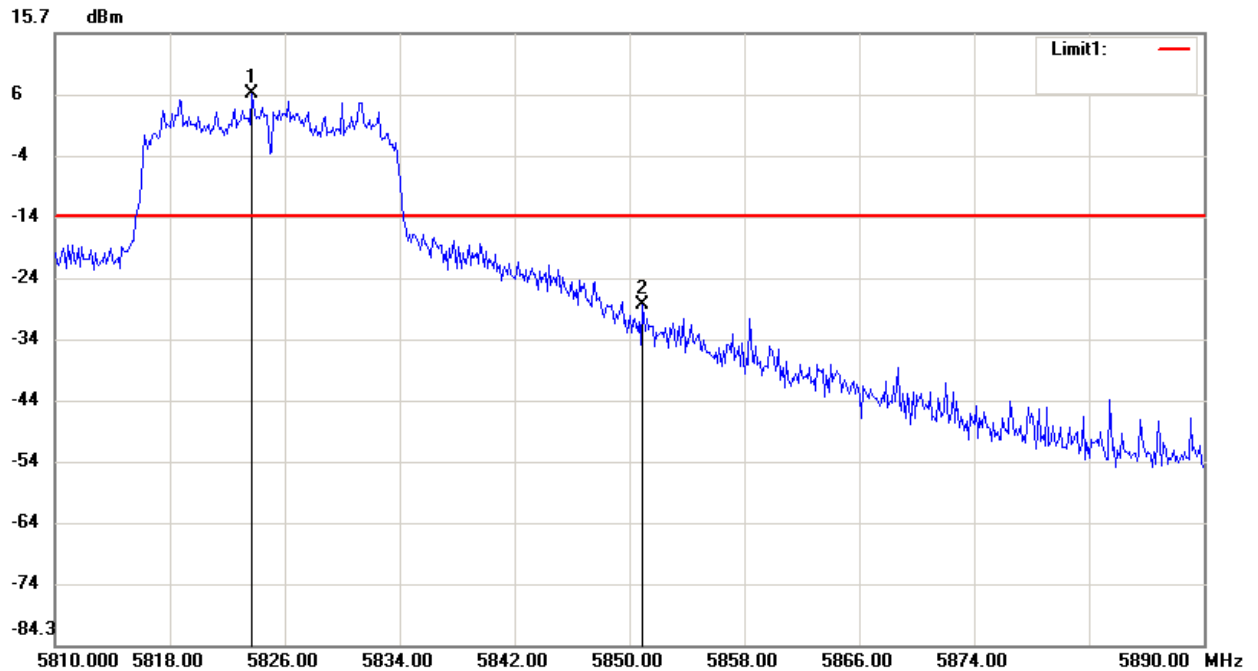
Condition:	802.11an Chain 0	RF Conducted
EUT:	Wi-Fi Invite Home Router	Sweep Time: 3819.92ms Att.: 30dB
Model:	RF-HTN104	RBW: 100 KHz VBW: 300 KHz
Test Mode:	Transmitting	
Note:	FCC-802.11an_HT20 Channel 165-Conducted Spurious	

No.	Frequency(MHz)	Level(dBm)
1	30.0000	-29.32
2	5825.6500	2.43
3	37735.0333	-31.74



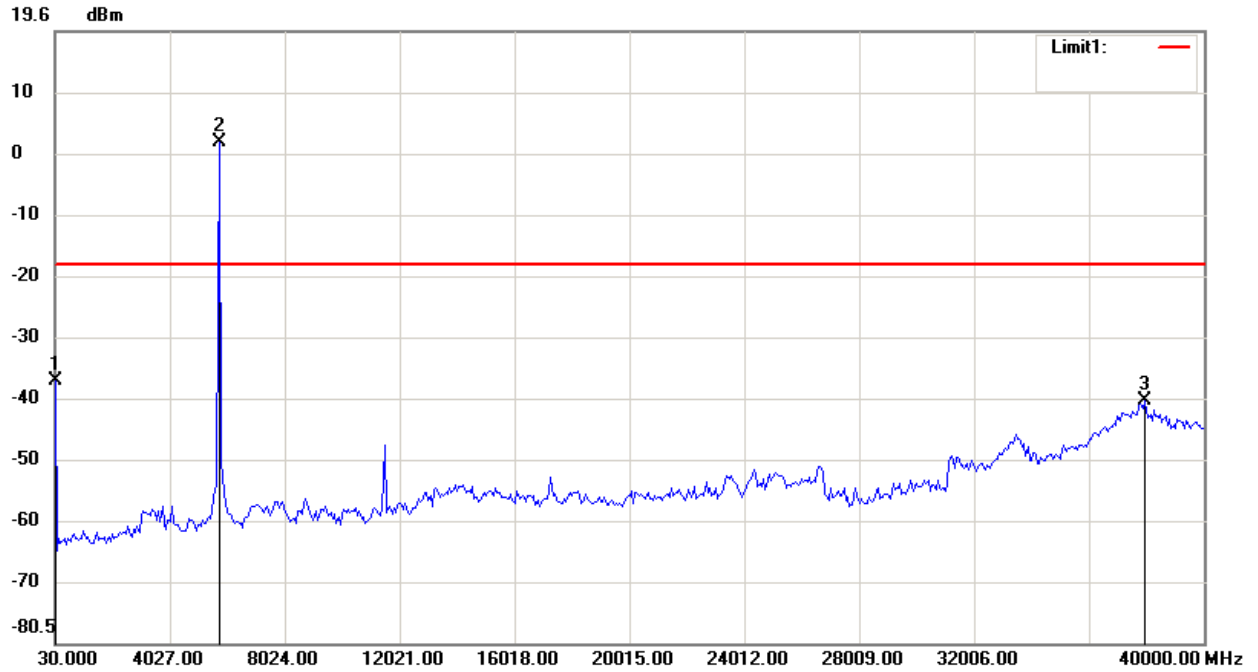
Condition:	802.11an Chain 1	RF Conducted
EUT:	Wi-Fi Invite Home Router	Sweep Time: 500ms Att.: 20dB
Model:	RF-HTN104	RBW: 100 KHz VBW: 300 KHz
Test Mode:	Transmitting	
Note:	FCC-802.11an_HT20 Channel 149-Bandedge	

No.	Frequency(MHz)	Level(dBm)
1	5724.0833	-21.79
2	5743.7500	5.80



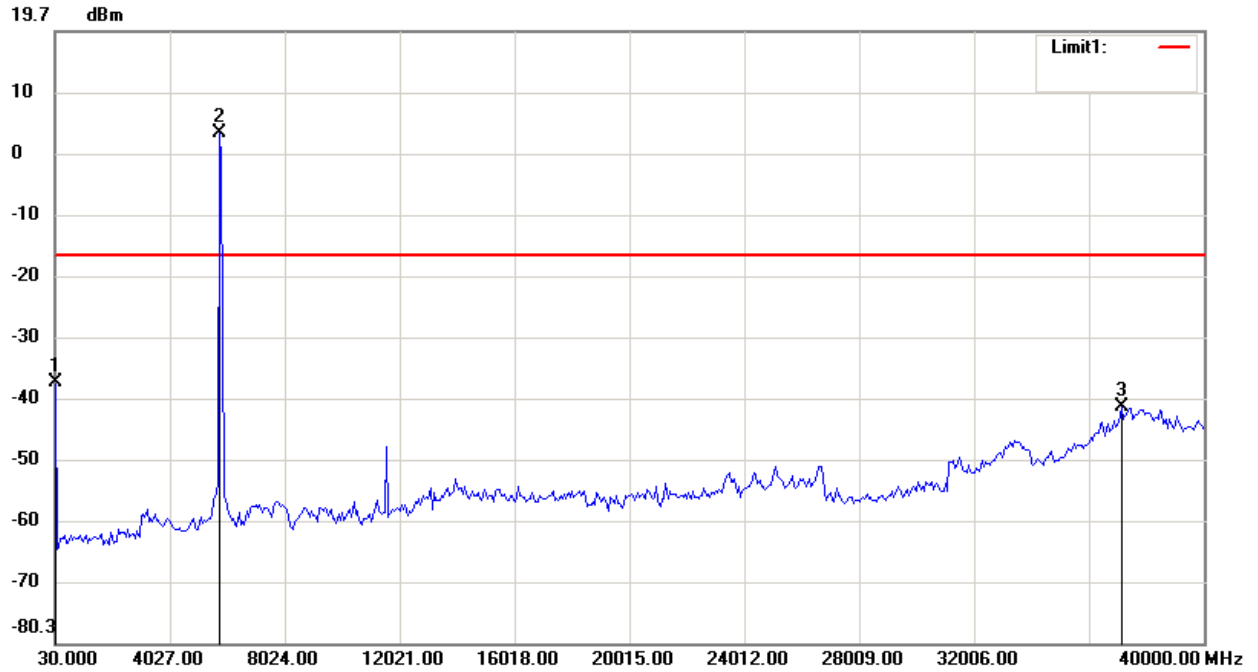
Condition:	802.11an Chain 1	RF Conducted
EUT:	Wi-Fi Invite Home Router	Sweep Time: 500ms Att.: 20dB
Model:	RF-HTN104	RBW: 100 KHz VBW: 300 KHz
Test Mode:	Transmitting	
Note:	FCC-802.11an_HT20 Channel 165-Bandedge	

No.	Frequency(MHz)	Level(dBm)
1	5823.7333	5.85
2	5850.9333	-28.74



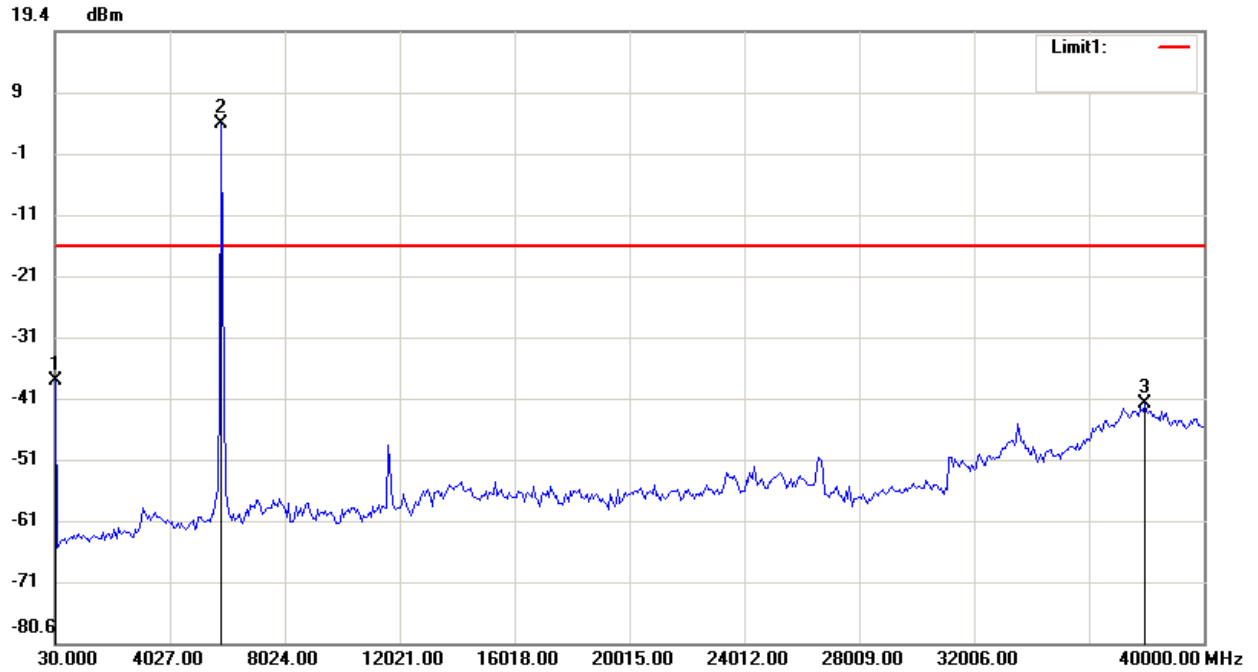
Condition:	802.11an Chain 1	RF Conducted
EUT:	Wi-Fi Invite Home Router	Sweep Time: 3819.92ms Att.: 20dB
Model:	RF-HTN104	RBW: 100 KHz VBW: 300 KHz
Test Mode:	Transmitting	
Note:	FCC-802.11an_HT20 Channel 149-Conducted Spurious	

No.	Frequency(MHz)	Level(dBm)
1	30.0000	-37.59
2	5759.0333	1.51
3	37934.8833	-40.77



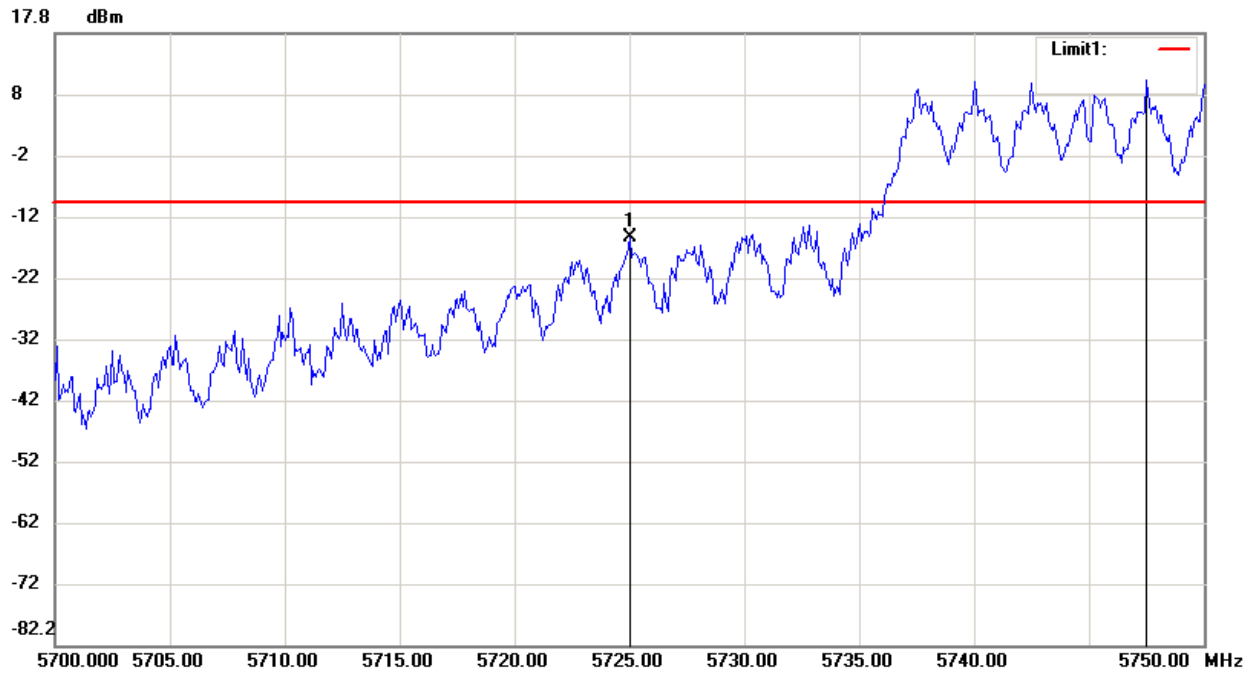
Condition:	802.11an Chain 1	RF Conducted
EUT:	Wi-Fi Invite Home Router	Sweep Time: 3819.92ms Att.: 20dB
Model:	RF-HTN104	RBW: 100 KHz VBW: 300 KHz
Test Mode:	Transmitting	
Note:	FCC-802.11an_HT20 Channel 157-Conducted Spurious	

No.	Frequency(MHz)	Level(dBm)
1	30.0000	-37.76
2	5759.0333	3.08
3	37135.4833	-41.72



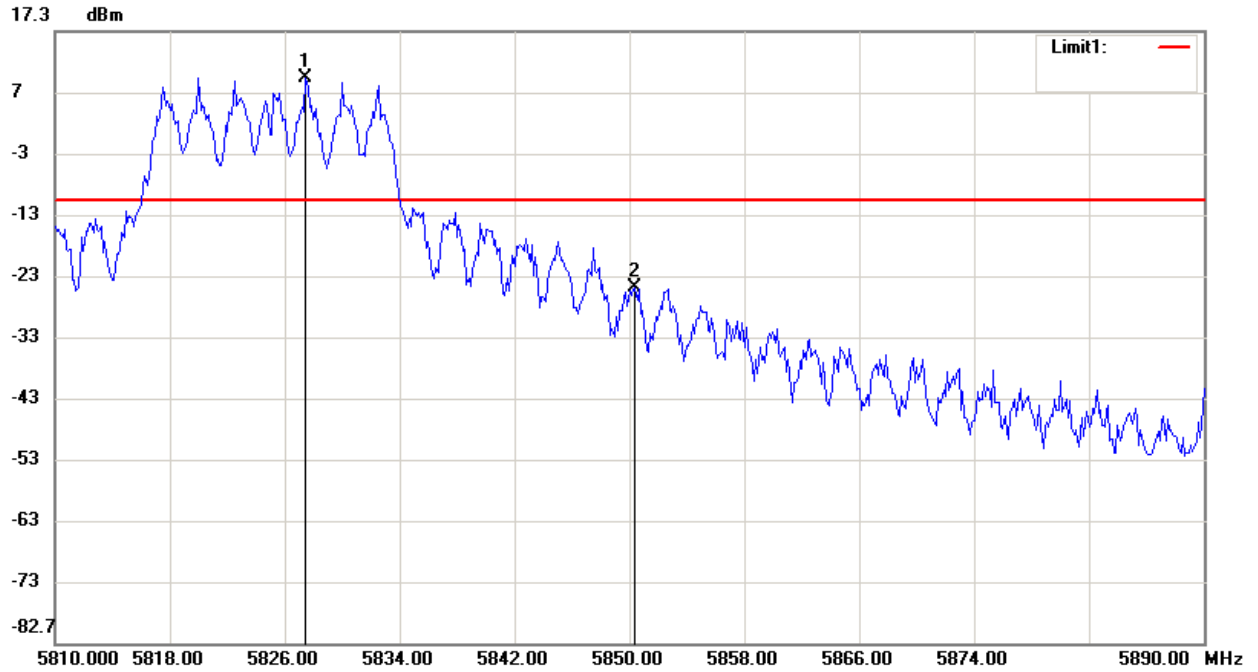
Condition:	802.11an Chain 1	RF Conducted
EUT:	Wi-Fi Invite Home Router	Sweep Time: 3819.92ms Att.: 20dB
Model:	RF-HTN104	RBW: 100 KHz VBW: 300 KHz
Test Mode:	Transmitting	
Note:	FCC-802.11an_HT20 Channel 165-Conducted Spurious	

No.	Frequency(MHz)	Level(dBm)
1	30.0000	-37.83
2	5825.6500	4.17
3	37934.8833	-41.62



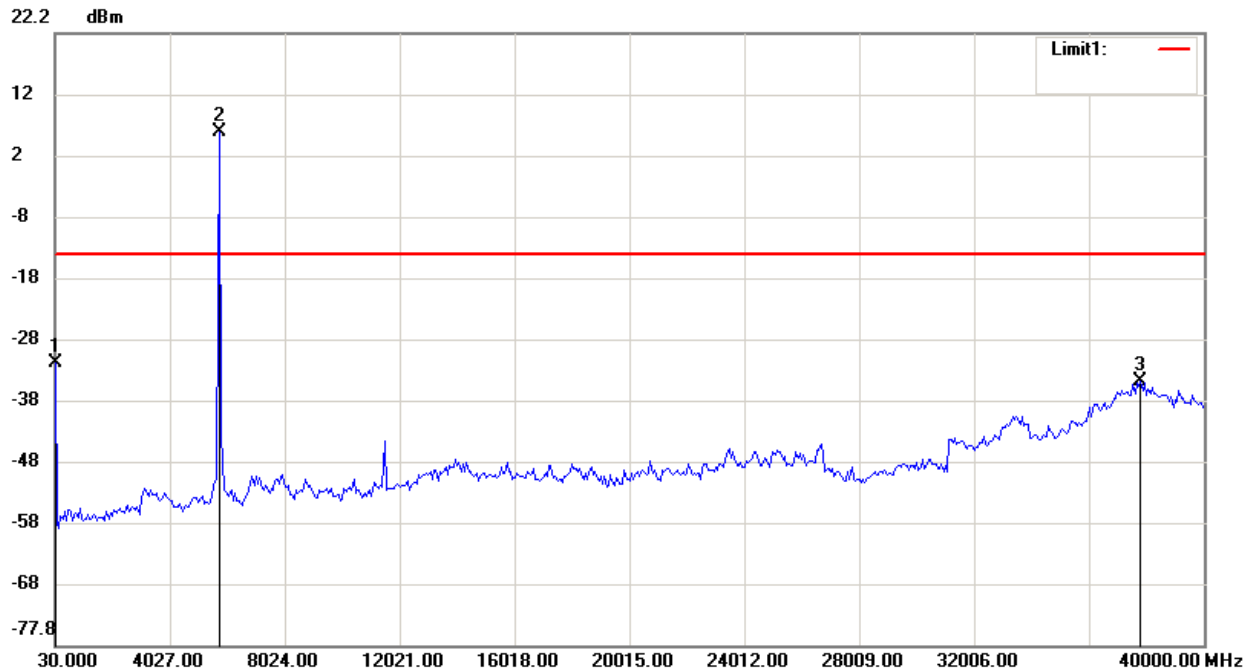
Condition:	802.11an Chain 0+Chain 1	RF Conducted
EUT:	Wi-Fi Invite Home Router	Sweep Time: 500ms Att.: 20dB
Model:	RF-HTN104	RBW: 100 KHz VBW: 300 KHz
Test Mode:	Transmitting	
Note:	FCC-802.11an_HT20 Channel 149-Bandedge	

No.	Frequency(MHz)	Level(dBm)
1	5725.0000	-15.44
2	5747.5000	10.09



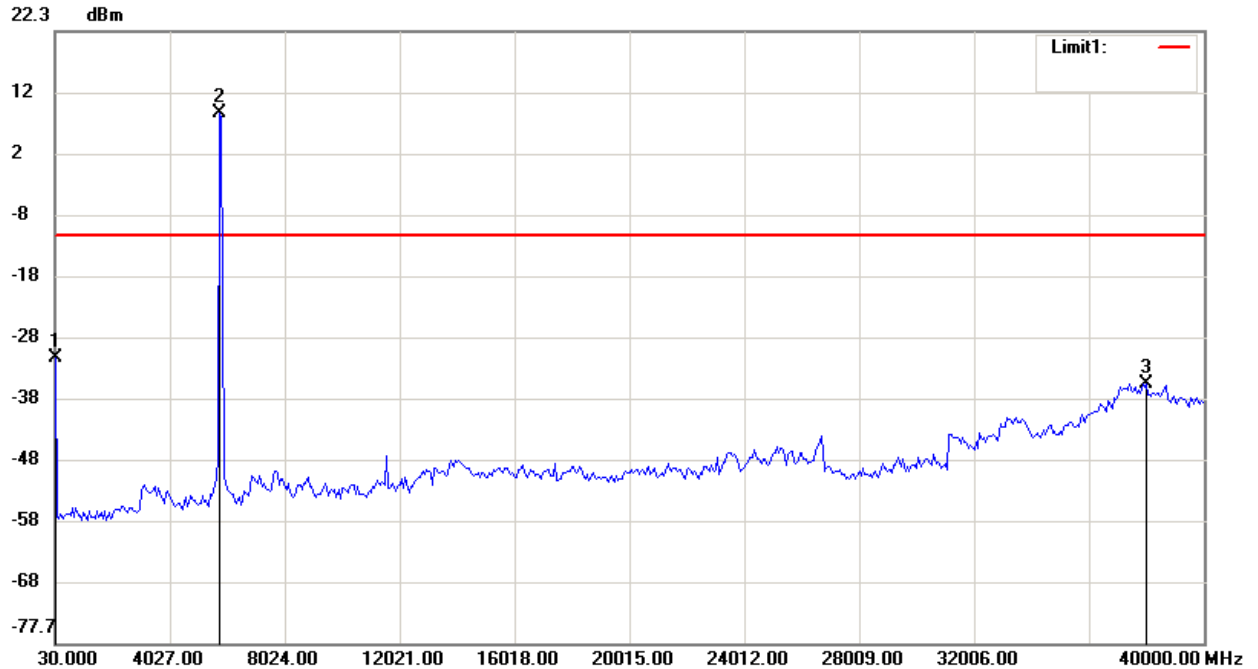
Condition:	802.11an Chain 0+Chain 1	RF Conducted
EUT:	Wi-Fi Invite Home Router	Sweep Time: 500ms Att.: 20dB
Model:	RF-HTN104	RBW: 100 KHz VBW: 300 KHz
Test Mode:	Transmitting	
Note:	FCC-802.11an_HT20 Channel 165-Bandedge	

No.	Frequency(MHz)	Level(dBm)
1	5827.4667	9.68
2	5850.4000	-24.68



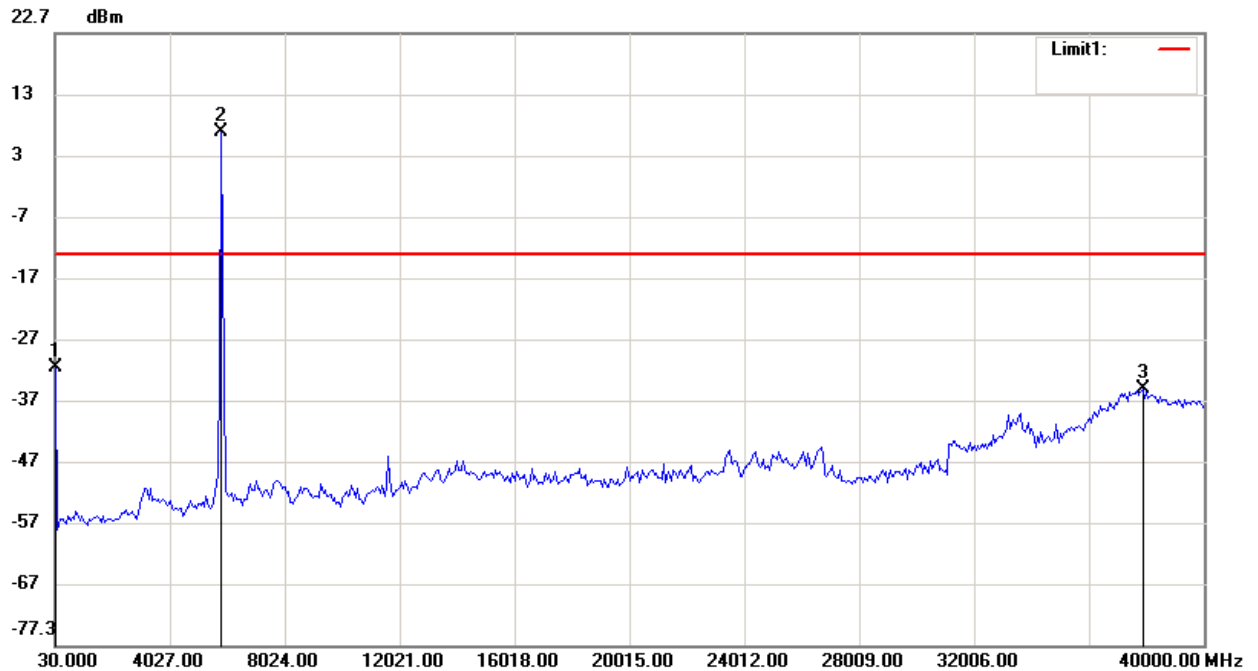
Condition:	802.11an Chain 0+Chain 1	RF Conducted
EUT:	Wi-Fi Invite Home Router	Sweep Time: 3819.92ms Att.: 20dB
Model:	RF-HTN104	RBW: 100 KHz VBW: 300 KHz
Test Mode:	Transmitting	
Note:	FCC-802.11an_HT20 Channel 149-Conducted Spurious	

No.	Frequency(MHz)	Level(dBm)
1	30.0000	-31.66
2	5759.0333	6.11
3	37801.6500	-34.57



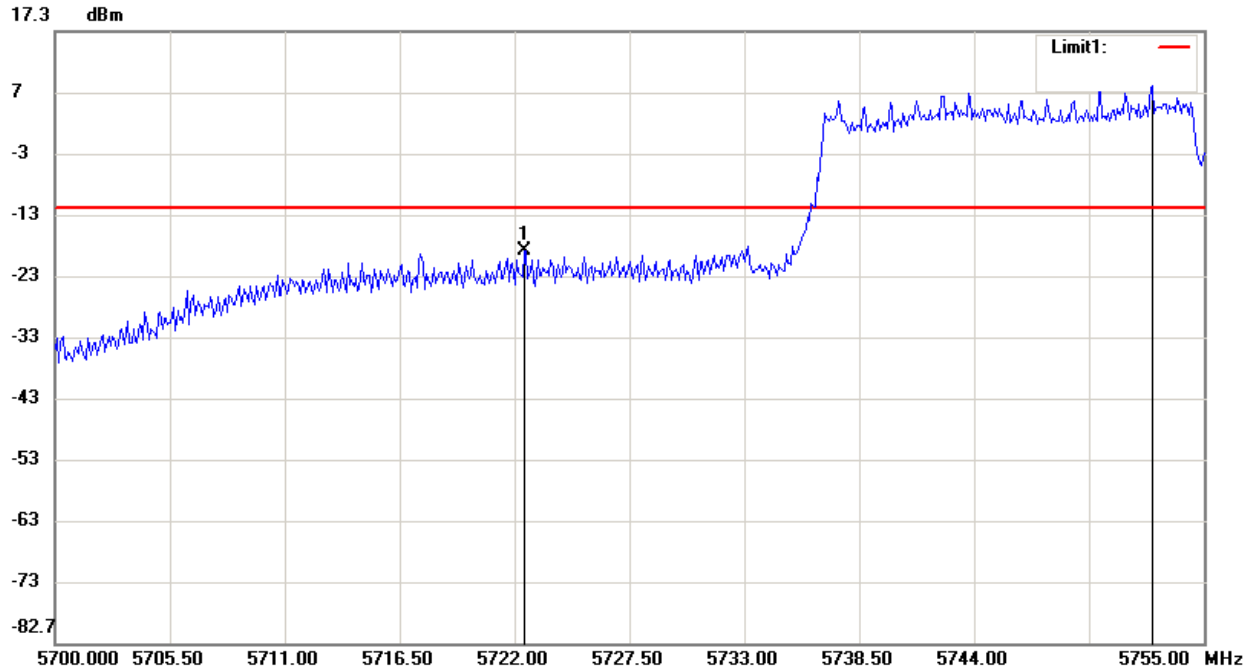
Condition: 802.11an Chain 0+Chain 1 **RF Conducted**
EUT: Wi-Fi Invite Home Router **Sweep Time:** 3819.92ms **Att.:** 20dB
Model: RF-HTN104 **RBW:** 100 KHz **VBW:** 300 KHz
Test Mode: Transmitting
Note: FCC-802.11an_HT20 Channel 157-Conducted Spurious

No.	Frequency(MHz)	Level(dBm)
1	30.0000	-31.02
2	5759.0333	8.98
3	38001.5000	-35.33



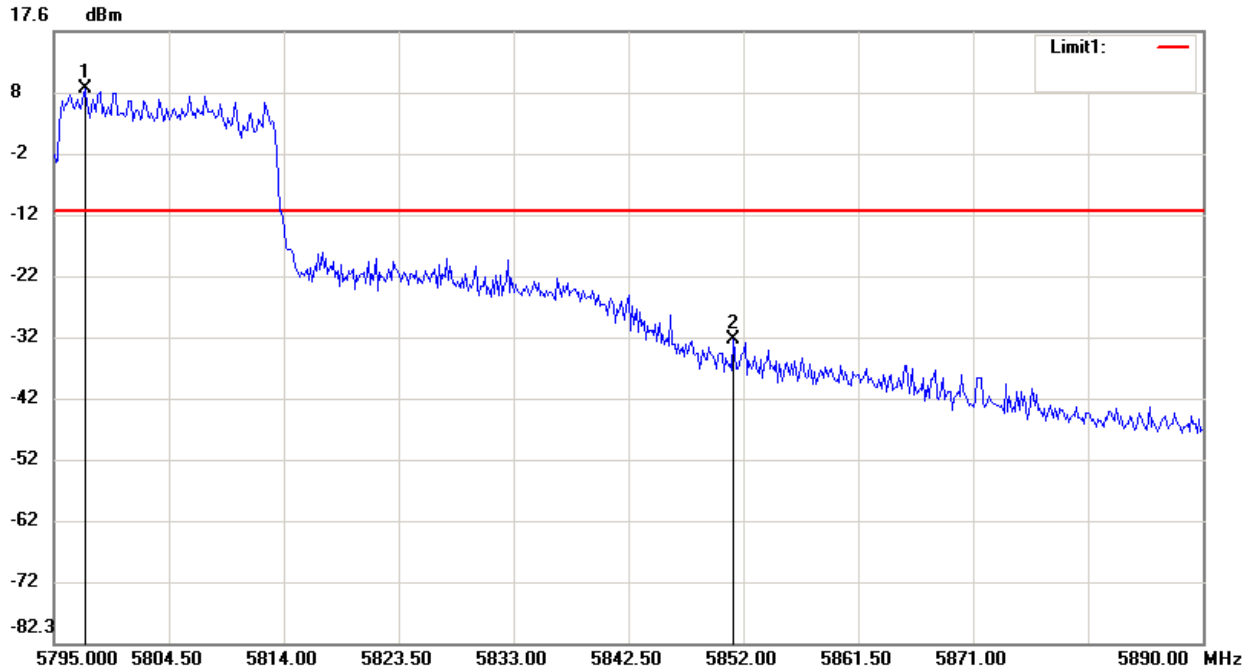
Condition:	802.11an Chain 0+Chain 1	RF Conducted
EUT:	Wi-Fi Invite Home Router	Sweep Time: 3819.92ms Att.: 20dB
Model:	RF-HTN104	RBW: 100 KHz VBW: 300 KHz
Test Mode:	Transmitting	
Note:	FCC-802.11an_HT20 Channel 165-Conducted Spurious	

No.	Frequency(MHz)	Level(dBm)
1	30.0000	-31.83
2	5825.6500	6.69
3	37868.2667	-35.50



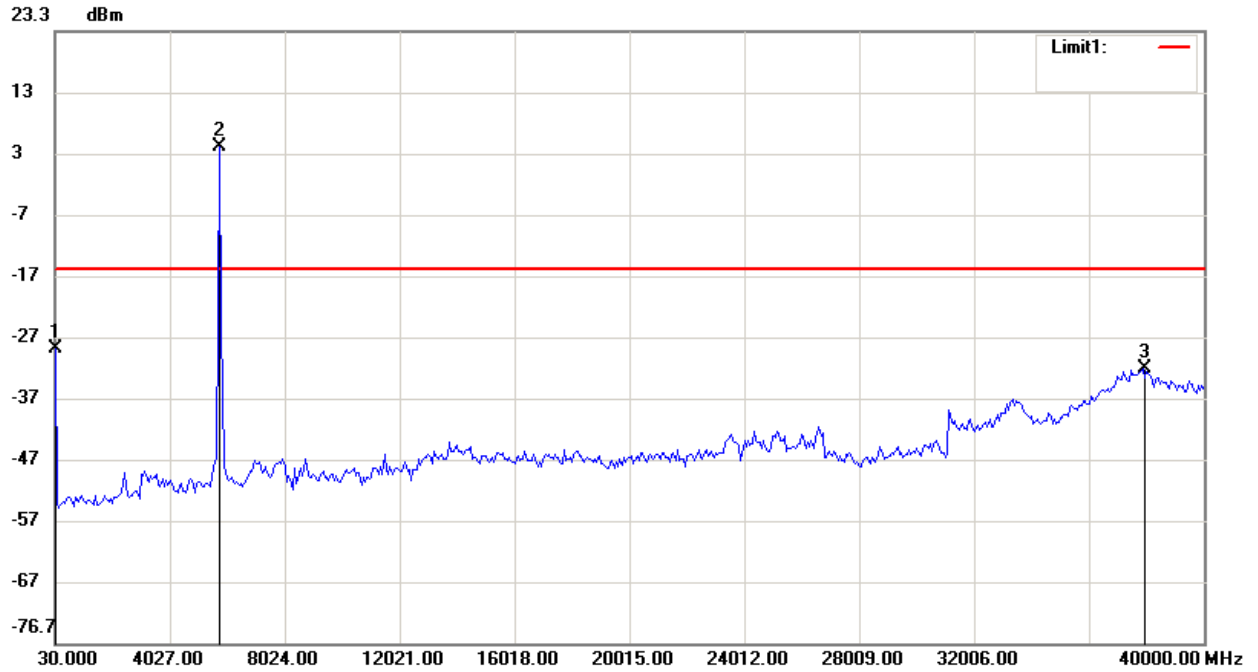
Condition:	802.11an Chain 0	RF Conducted
EUT:	Wi-Fi Invite Home Router	Sweep Time: 500ms Att.: 20dB
Model:	RF-HTN104	RBW: 100 KHz VBW: 300 KHz
Test Mode:	Transmitting	
Note:	FCC-802.11an_HT40 Channel 151-Bandedge	

No.	Frequency(MHz)	Level(dBm)
1	5722.45830	-18.57
2	5752.52500	8.48



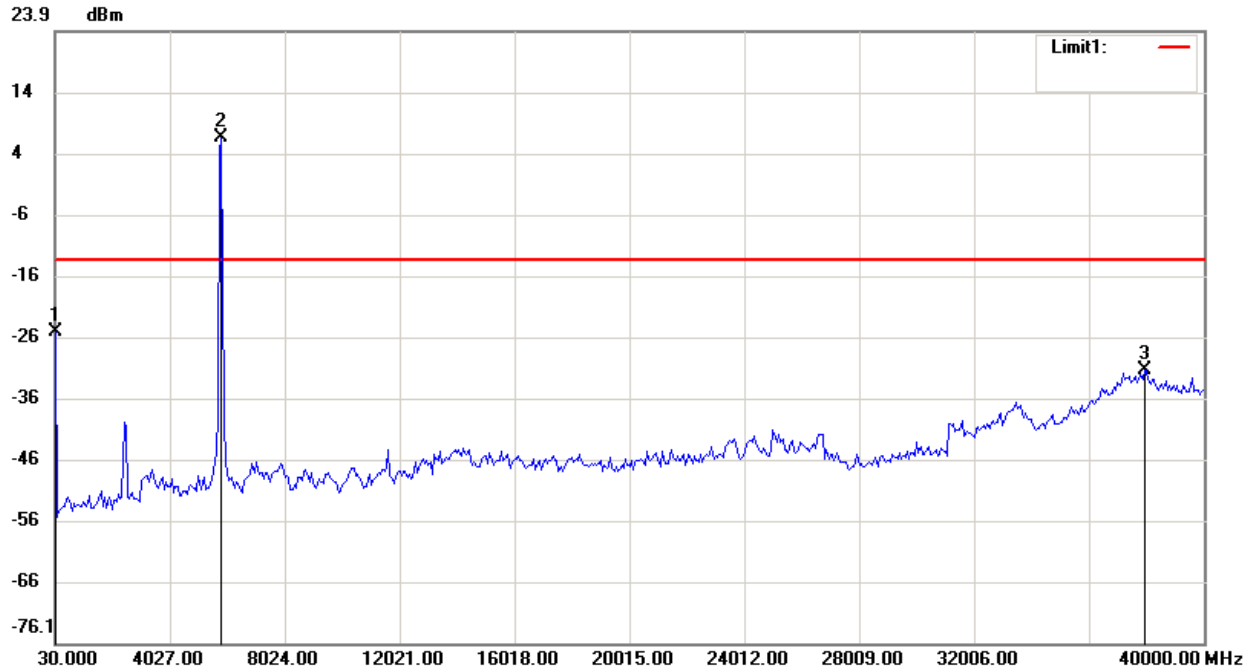
Condition:	802.11an Chain 0	RF Conducted
EUT:	Wi-Fi Invite Home Router	Sweep Time: 500ms Att.: 20dB
Model:	RF-HTN104	RBW: 100 KHz VBW: 300 KHz
Test Mode:	Transmitting	
Note:	FCC-802.11an_HT40 Channel 159-Bandedge	

No.	Frequency(MHz)	Level(dBm)
1	5797.53330	8.23
2	5851.20830	-32.63



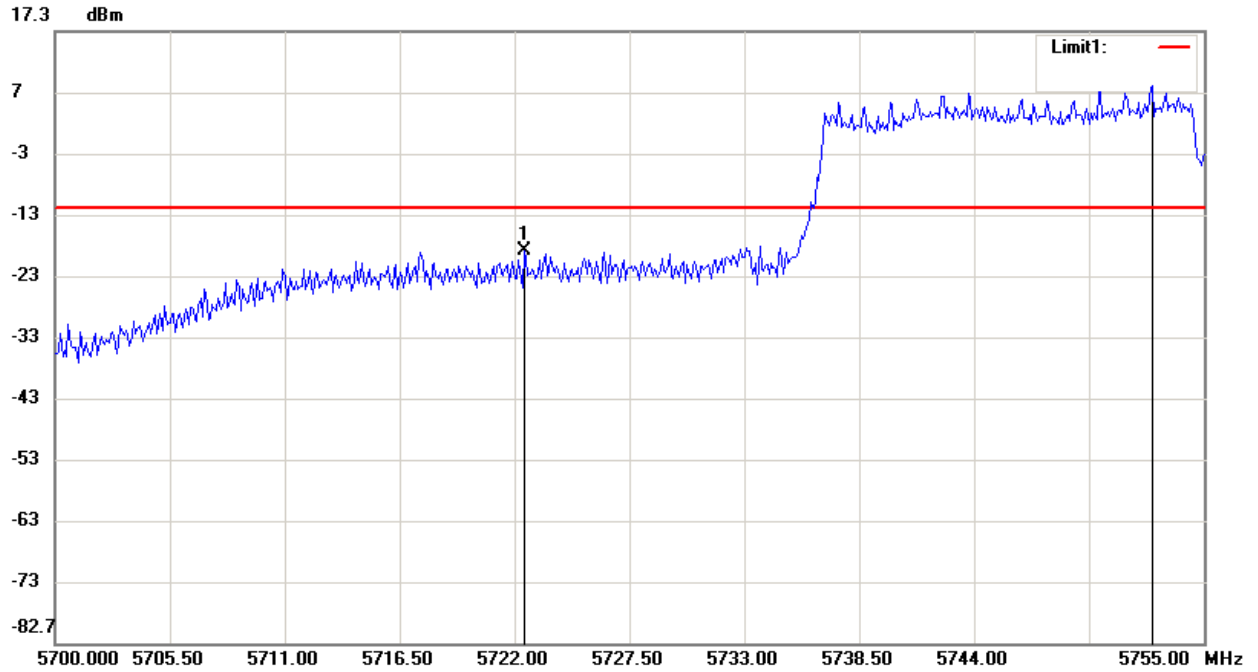
Condition:	802.11an Chain 0	RF Conducted
EUT:	Wi-Fi Invite Home Router	Sweep Time: 3819.92ms Att.: 30dB
Model:	RF-HTN104	RBW: 100 KHz VBW: 300 KHz
Test Mode:	Transmitting	
Note:	FCC-802.11an_HT40 Channel 151-Conducted Spurious	

No.	Frequency(MHz)	Level(dBm)
1	30.0000	-28.50
2	5759.03330	4.43
3	37868.26670	-31.81



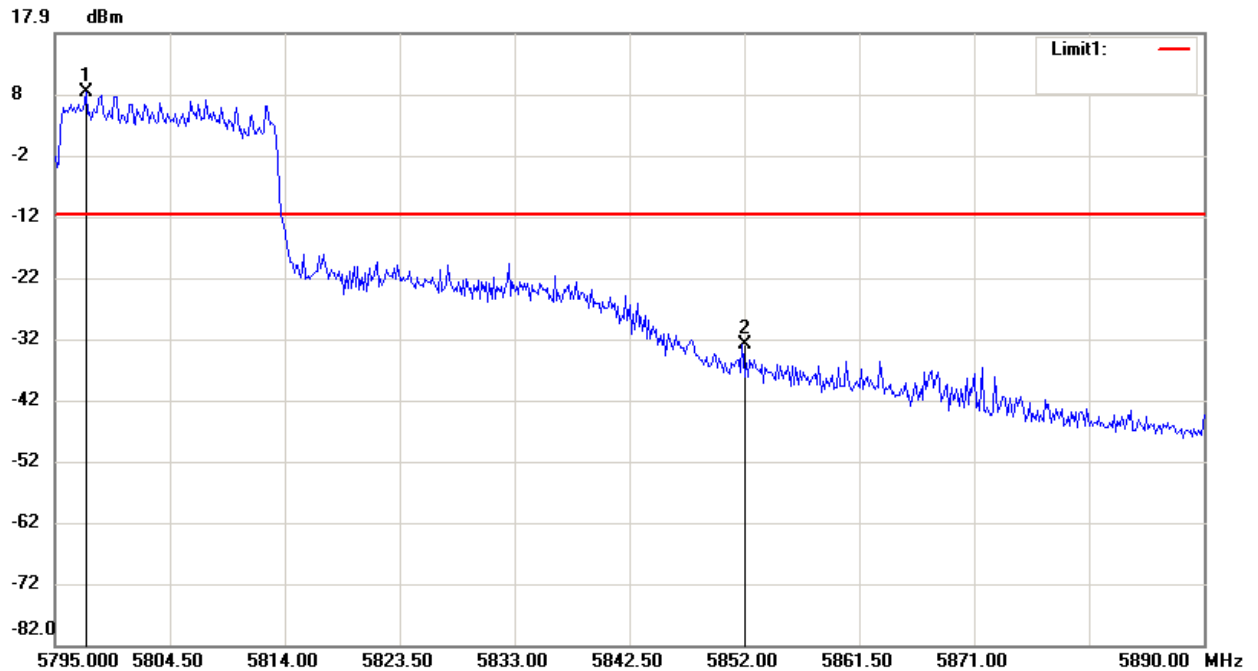
Condition:	802.11an Chain 0	RF Conducted
EUT:	Wi-Fi Invite Home Router	Sweep Time: 3819.92ms Att.: 30dB
Model:	RF-HTN104	RBW: 100 KHz VBW: 300 KHz
Test Mode:	Transmitting	
Note:	FCC-802.11an_HT40 Channel 159-Conducted Spurious	

No.	Frequency(MHz)	Level(dBm)
1	30.0000	-25.09
2	5825.65000	6.59
3	37934.88330	-31.32



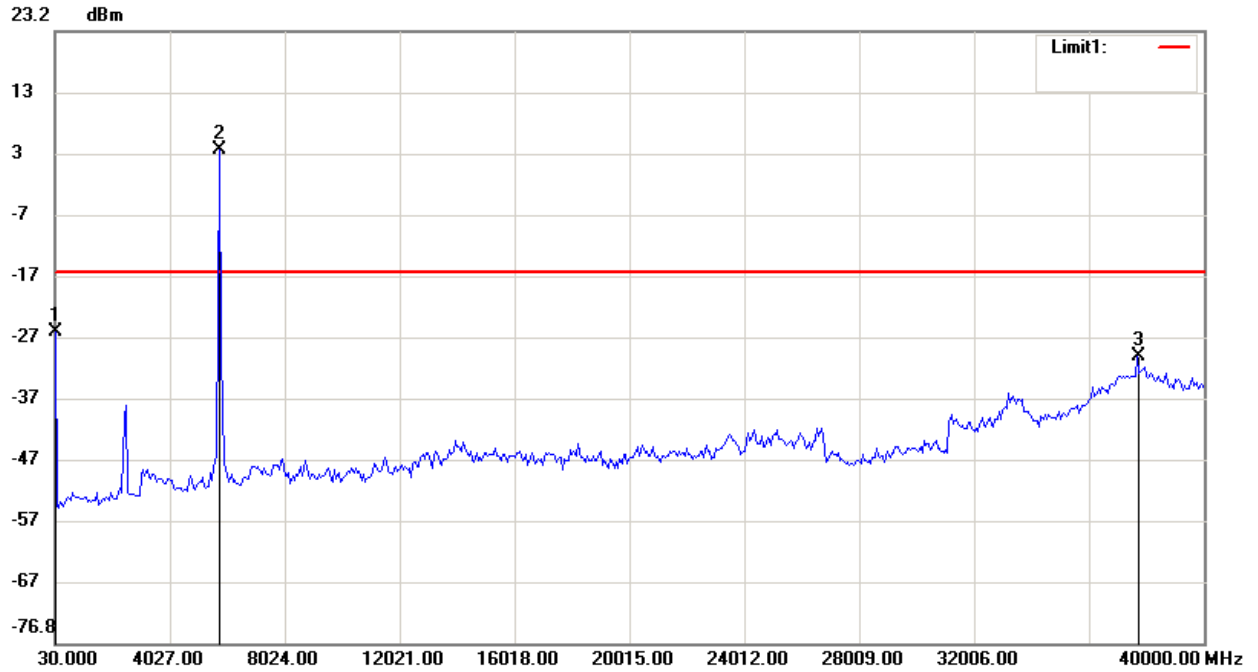
Condition:	802.11an Chain 1	RF Conducted
EUT:	Wi-Fi Invite Home Router	Sweep Time: 500ms Att.: 20dB
Model:	RF-HTN104	RBW: 100 KHz VBW: 300 KHz
Test Mode:	Transmitting	
Note:	FCC-802.11an_HT40 Channel 151-Bandedge	

No.	Frequency(MHz)	Level(dBm)
1	5722.45830	-18.60
2	5752.52500	8.53



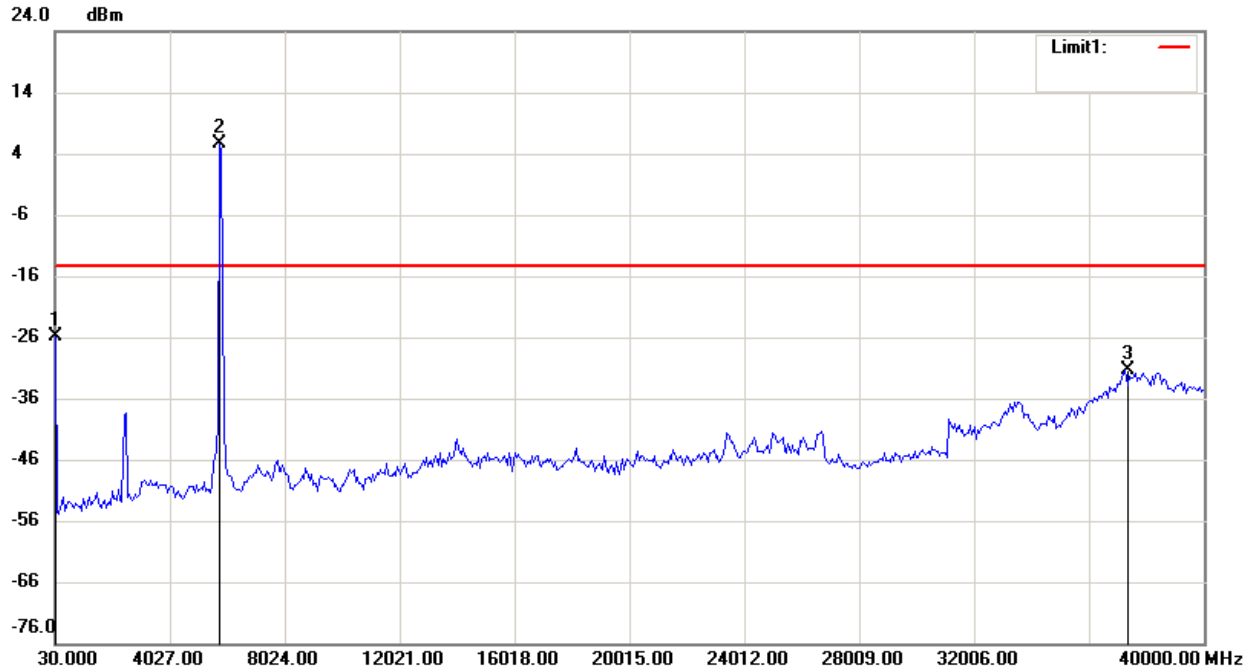
Condition:	802.11an Chain 1	RF Conducted
EUT:	Wi-Fi Invite Home Router	Sweep Time: 500ms Att.: 20dB
Model:	RF-HTN104	RBW: 100 KHz VBW: 300 KHz
Test Mode:	Transmitting	
Note:	FCC-802.11an_HT40 Channel 159-Bandedge	

No.	Frequency(MHz)	Level(dBm)
1	5797.53330	8.28
2	5851.84170	-32.92



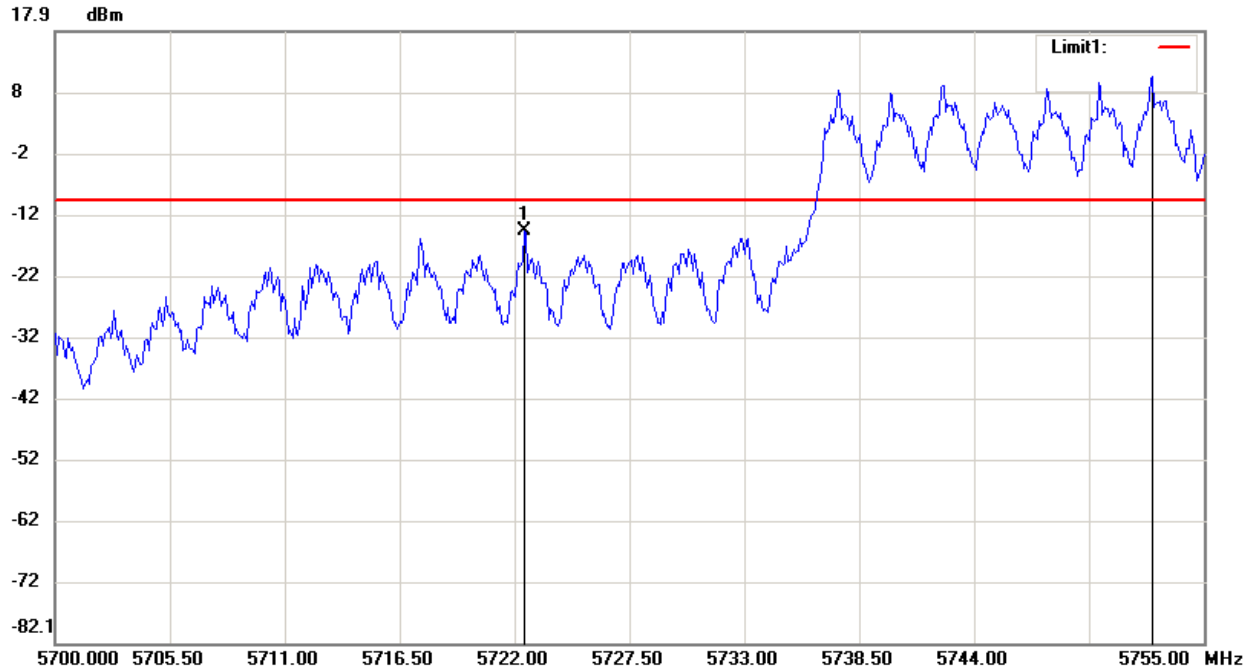
Condition:	802.11an Chain 1	RF Conducted
EUT:	Wi-Fi Invite Home Router	Sweep Time: 3819.92ms Att.: 30dB
Model:	RF-HTN104	RBW: 100 KHz VBW: 300 KHz
Test Mode:	Transmitting	
Note:	FCC-802.11an_HT40 Channel 151-Conducted Spurious	

No.	Frequency(MHz)	Level(dBm)
1	30.0000	-25.95
2	5759.03330	3.79
3	37668.41670	-29.89



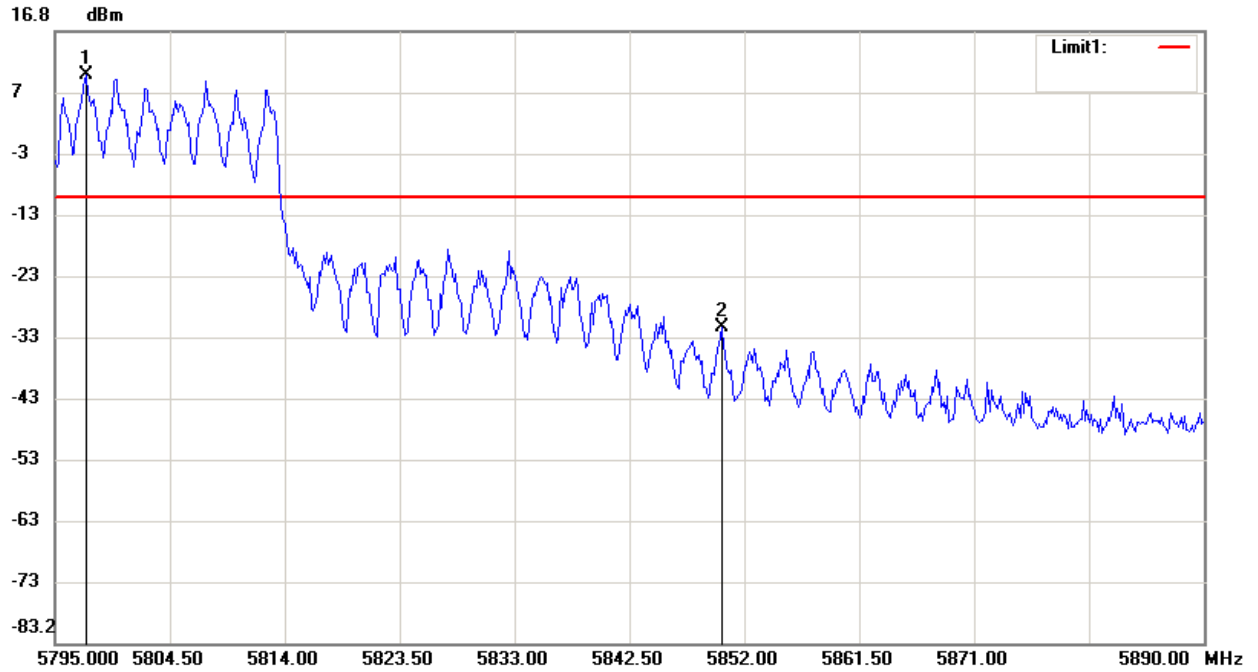
Condition:	802.11an Chain 1	RF Conducted
EUT:	Wi-Fi Invite Home Router	Sweep Time: 3819.92ms Att.: 30dB
Model:	RF-HTN104	RBW: 100 KHz VBW: 300 KHz
Test Mode:	Transmitting	
Note:	FCC-802.11an_HT40 Channel 159-Conducted Spurious	

No.	Frequency(MHz)	Level(dBm)
1	30.0000	-25.84
2	5759.03330	5.73
3	37268.71670	-31.36



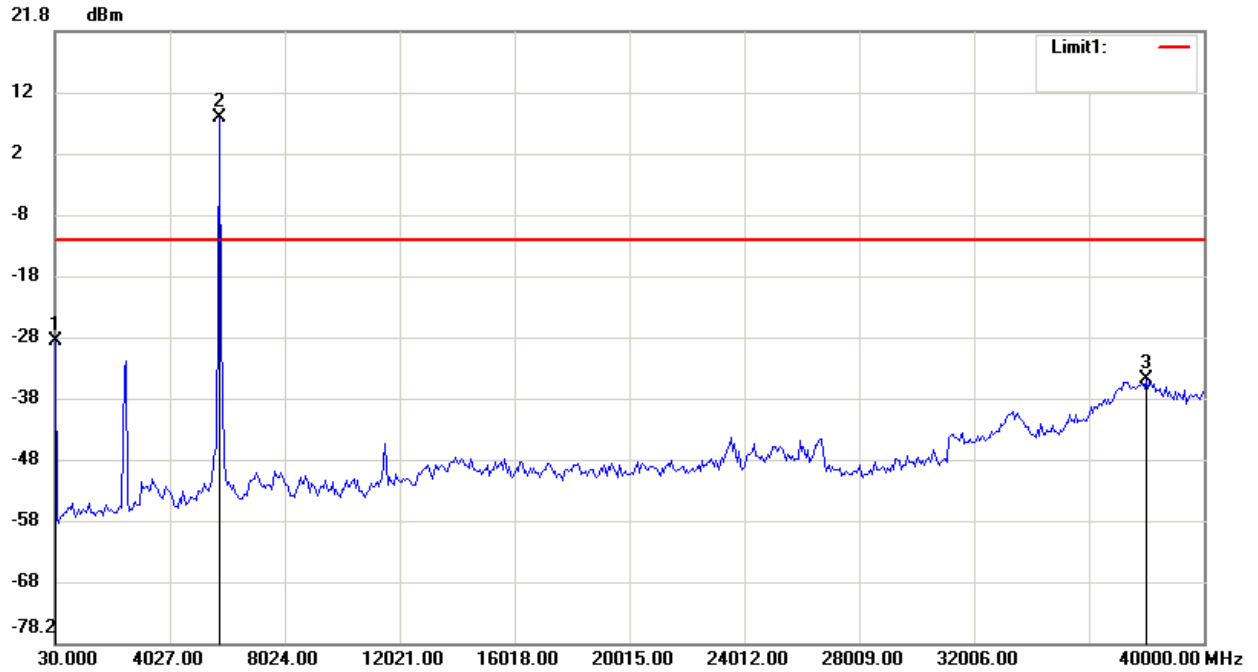
Condition:	802.11an Chain 0+Chain 1	RF Conducted
EUT:	Wi-Fi Invite Home Router	Sweep Time: 500ms Att.: 20dB
Model:	RF-HTN104	RBW: 100 KHz VBW: 300 KHz
Test Mode:	Transmitting	
Note:	FCC-802.11an_HT40 Channel 151-Bandedge	

No.	Frequency(MHz)	Level(dBm)
1	5722.45830	-14.61
2	5752.52500	10.44



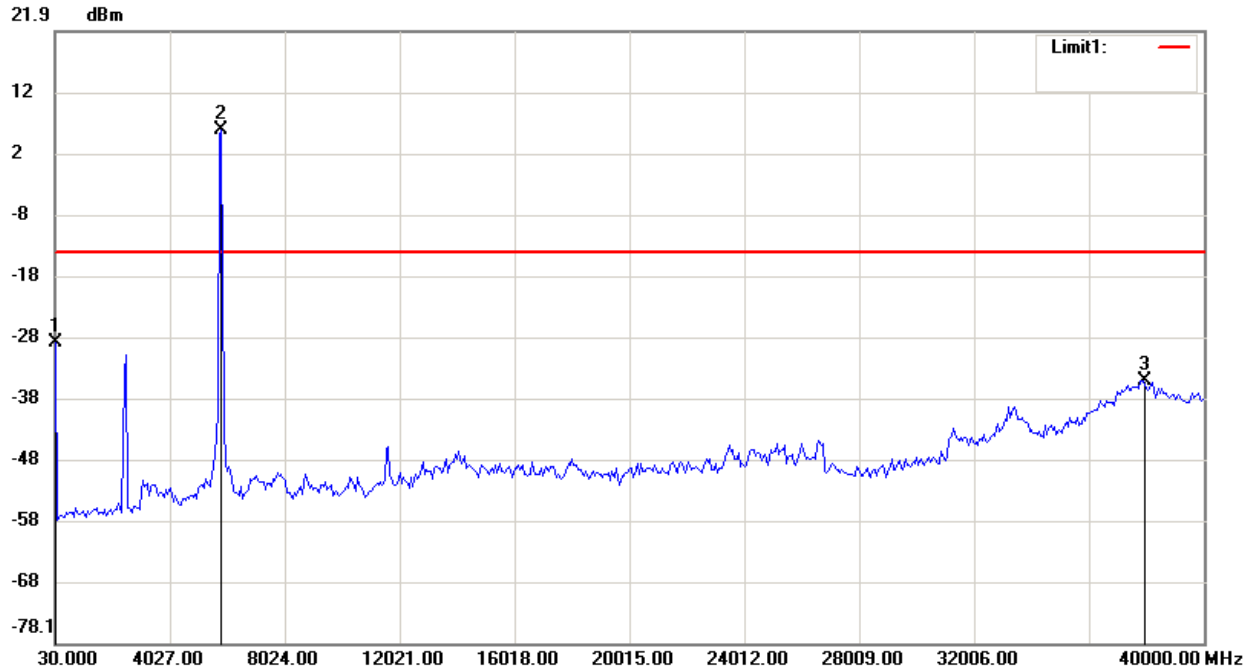
Condition:	802.11an Chain 0+Chain 1	RF Conducted
EUT:	Wi-Fi Invite Home Router	Sweep Time: 500ms Att.: 20dB
Model:	RF-HTN104	RBW: 100 KHz VBW: 300 KHz
Test Mode:	Transmitting	
Note:	FCC-802.11an_HT40 Channel 159-Bandedge	

No.	Frequency(MHz)	Level(dBm)
1	5797.53330	9.78
2	5850.10000	-31.47



Condition:	802.11an Chain 0+Chain 1	RF Conducted
EUT:	Wi-Fi Invite Home Router	Sweep Time: 3819.92ms Att.: 20dB
Model:	RF-HTN104	RBW: 100 KHz VBW: 300 KHz
Test Mode:	Transmitting	
Note:	FCC-802.11an_HT40 Channel 151-Conducted Spurious	

No.	Frequency(MHz)	Level(dBm)
1	30.0000	-28.89
2	5759.03330	7.69
3	38001.50000	-35.08



Condition:	802.11an Chain 0+Chain 1	RF Conducted
EUT:	Wi-Fi Invite Home Router	Sweep Time: 3819.92ms Att.: 20dB
Model:	RF-HTN104	RBW: 100 KHz VBW: 300 KHz
Test Mode:	Transmitting	
Note:	FCC-802.11an_HT40 Channel 159-Conducted Spurious	

No.	Frequency(MHz)	Level(dBm)
1	30.0000	-28.99
2	5825.65000	5.88
3	37868.26670	-35.20

Prüfbericht - Nr.: 17018980 001

Test Report No.

Seite 161 von 283

Page 161 of 283

5.1.5 Power Spectral Density

RESULT:**Passed**

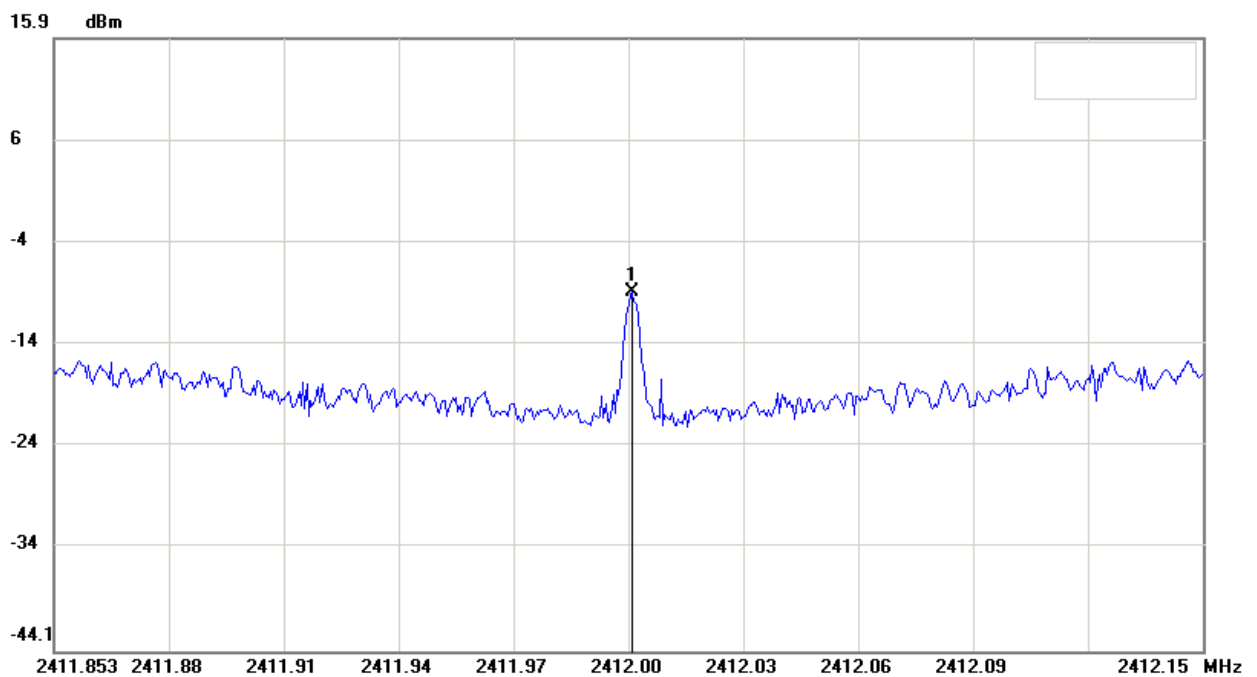
Date of testing : 2010-12-29 to 2011-01-10
Test standard : FCC part 15.247(e)
RSS-210 A8.2(b)
Basic standard : ANSI C63.4: 2003
Limits : 8.0 dBm (in any 3kHz band)
Kind of test site : Shield room

Test Setup

Test Channel : Low/ Middle/ High
Operation mode : A
Ambient temperature : 20°C
Relative humidity : 56%
Atmospheric pressure : 101.0 kPa

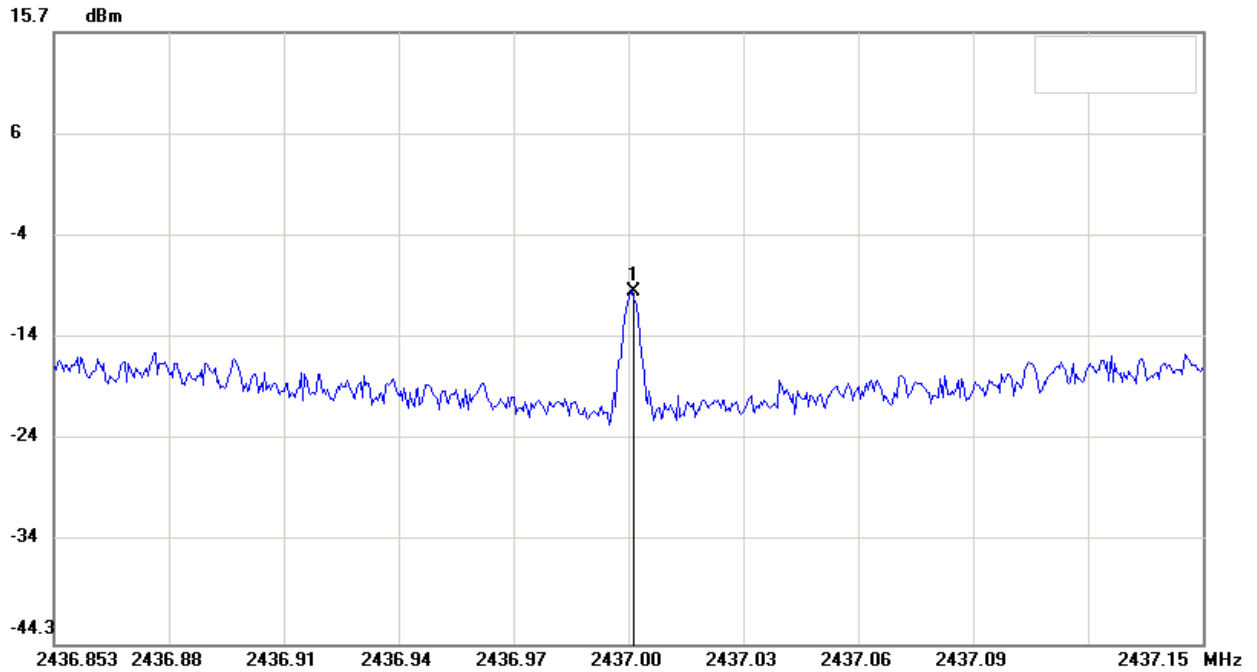
Table 21: Test result of Power Spectral Density, 802.11b

Channel	Channel Frequency (MHz)	Power Spectral Density (dBm)	Limit (dBm)
Low Channel	2412	-8.93	8
Mid Channel	2437	-9.72	8
High Channel	2462	-8.20	8



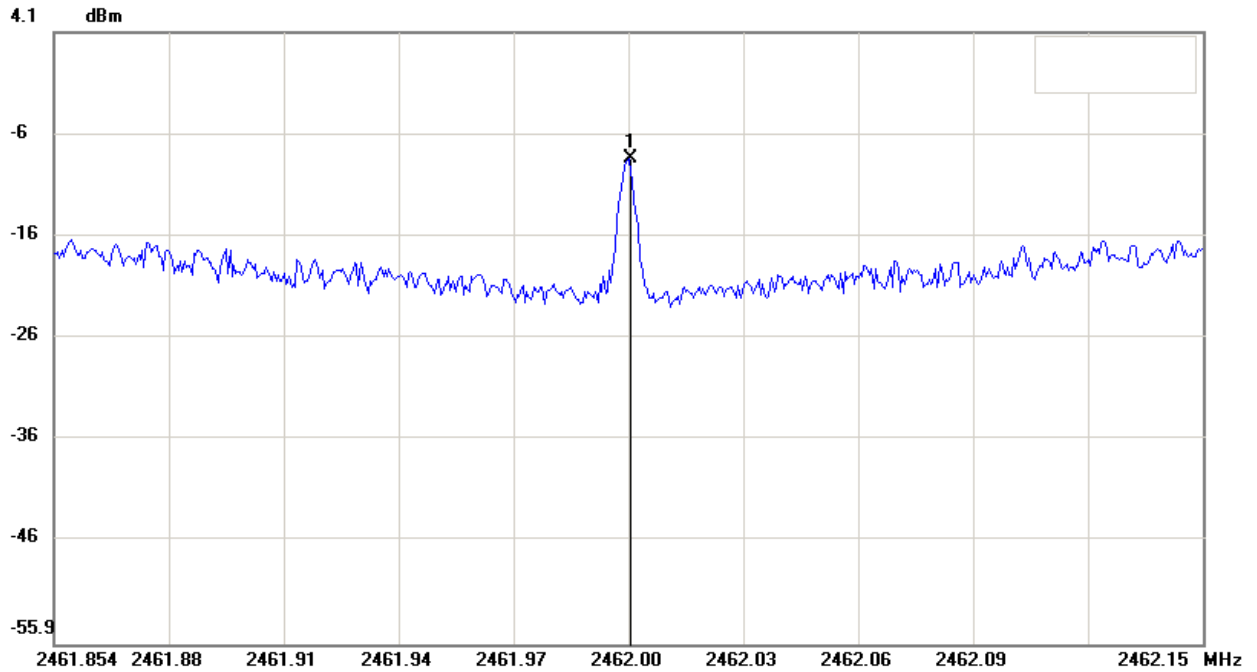
Condition: RF Conducted
EUT: Wi-Fi Invite Home Router **Sweep Time:** 100000ms **Att.:** 20dB
Model: RF-HTN104 **RBW:** 3 KHz **VBW:** 10 KHz
Test Mode: Transmitting
Note: FCC-802.11b Channel 01-Power Density (PK)

No.	Frequency(MHz)	Level(dBm)
1	2412.00350	-8.93



Condition:		RF Conducted
EUT:	Wi-Fi Invite Home Router	Sweep Time: 100000ms Att.: 20dB
Model:	RF-HTN104	RBW: 3 KHz VBW: 10 KHz
Test Mode:	Transmitting	
Note:	FCC-802.11b Channel 06-Power Density (PK)	

No.	Frequency(MHz)	Level(dBm)
1	2437.00360	-9.72

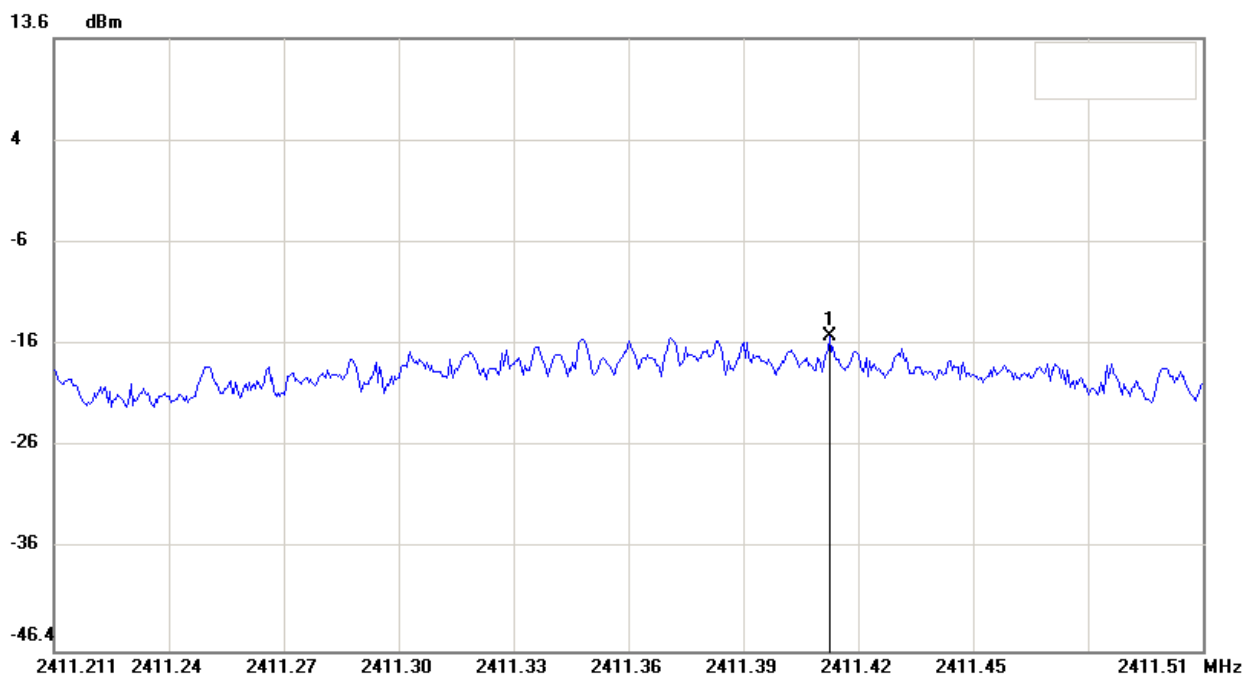


Condition:		RF Conducted
EUT:	Wi-Fi Invite Home Router	Sweep Time: 100000ms Att.: 10dB
Model:	RF-HTN104	RBW: 3 KHz VBW: 10 KHz
Test Mode:	Transmitting	
Note:	FCC-802.11b Channel 11-Power Density (PK)	

No.	Frequency(MHz)	Level(dBm)
1	2462.00370	-8.20

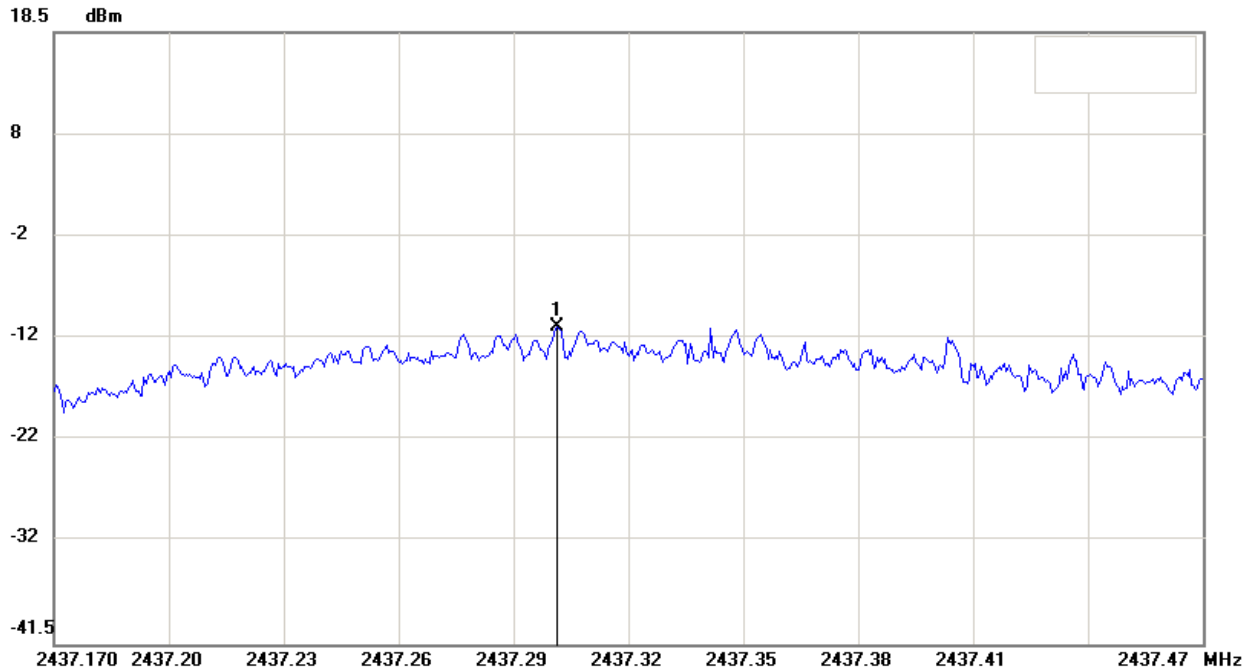
Table 22: Test result of Power Spectral Density, 802.11g

Channel	Channel Frequency (MHz)	Power Spectral Density (dBm)			Limit (dBm)
		Chain 0	Chain 1	Total	
Low Channel	2412	-15.54	-15.40	-8.99	8
Mid Channel	2437	-10.40	-9.92	-3.27	8
High Channel	2462	-15.20	-15.12	-9.64	8



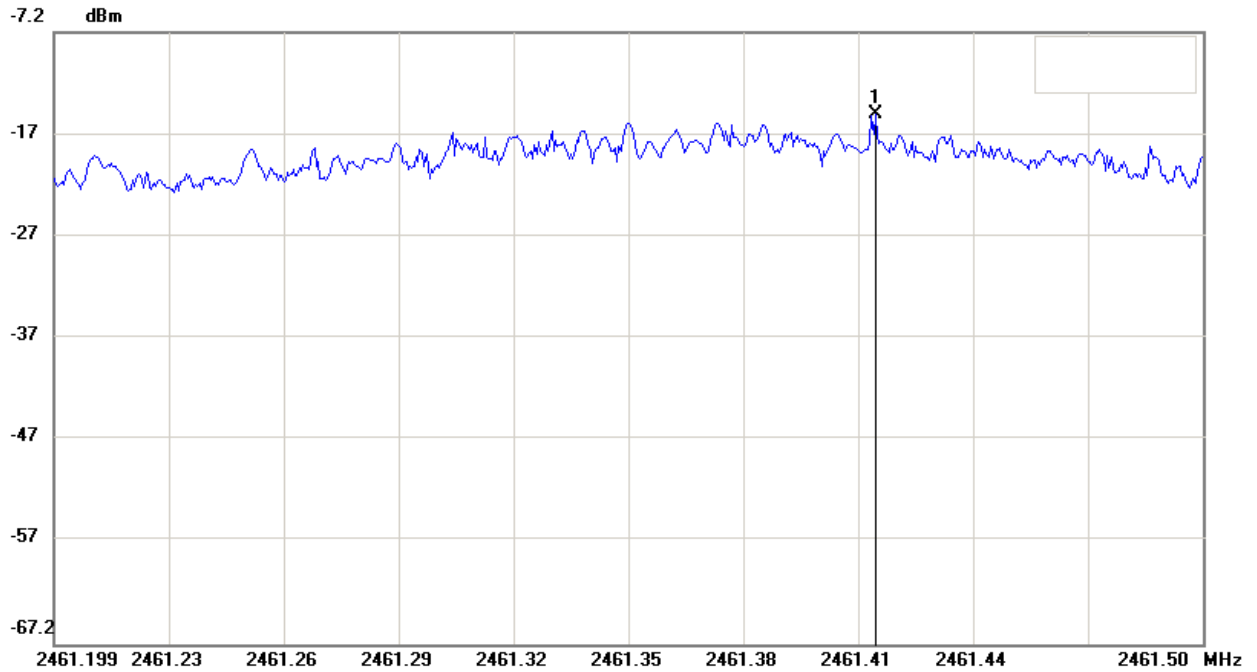
Condition:	Chain 0	RF Conducted
EUT:	Wi-Fi Invite Home Router	Sweep Time: 10000ms Att.: 20dB
Model:	RF-HTN104	RBW: 3 KHz VBW: 10 KHz
Test Mode:	Transmitting	
Note:	FCC-802.11g Channel 01-Power Density (PK)	

No.	Frequency(MHz)	Level(dBm)
1	2411.41380	-15.54



Condition:	Chain 0	RF Conducted
EUT:	Wi-Fi Invite Home Router	Sweep Time: 10000ms Att.: 20dB
Model:	RF-HTN104	RBW: 3 KHz VBW: 10 KHz
Test Mode:	Transmitting	
Note:	FCC-802.11g Channel 06-Power Density (PK)	

No.	Frequency(MHz)	Level(dBm)
1	2437.30190	-10.40



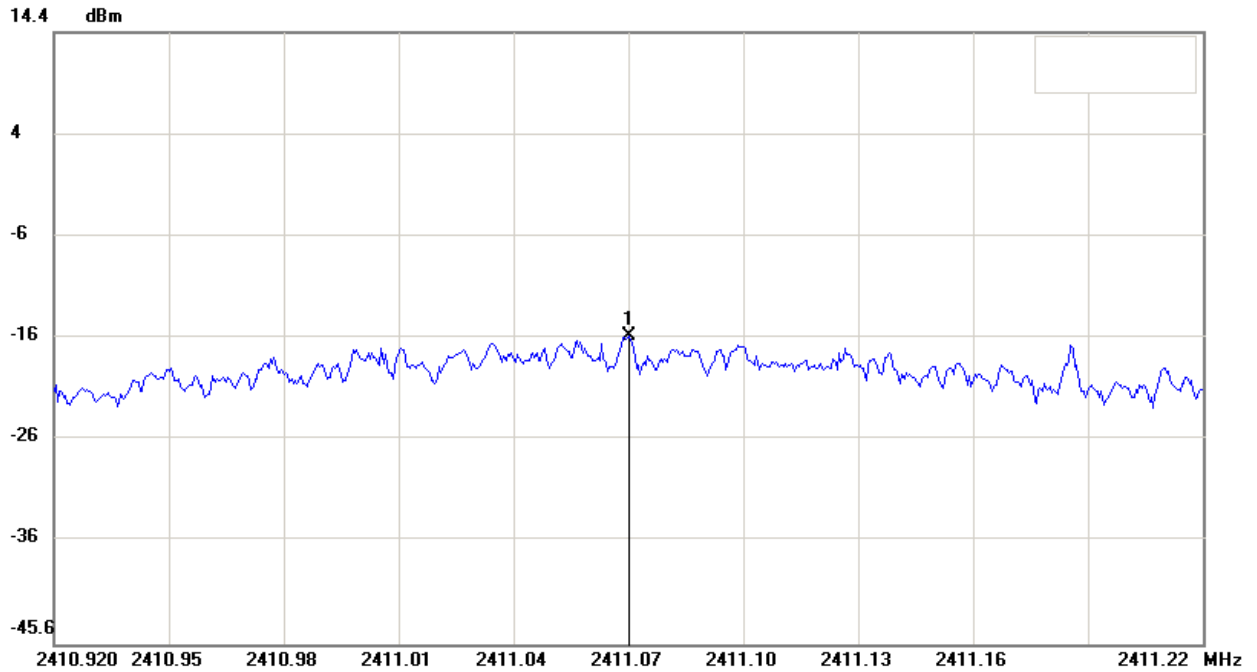
Condition:	Chain 0	RF Conducted
EUT:	Wi-Fi Invite Home Router	Sweep Time: 10000ms Att.: 10dB
Model:	RF-HTN104	RBW: 3 KHz VBW: 10 KHz
Test Mode:	Transmitting	
Note:	FCC-802.11g Channel 11-Power Density (PK)	

No.	Frequency(MHz)	Level(dBm)
1	2461.41380	-15.20

Produkte
Products

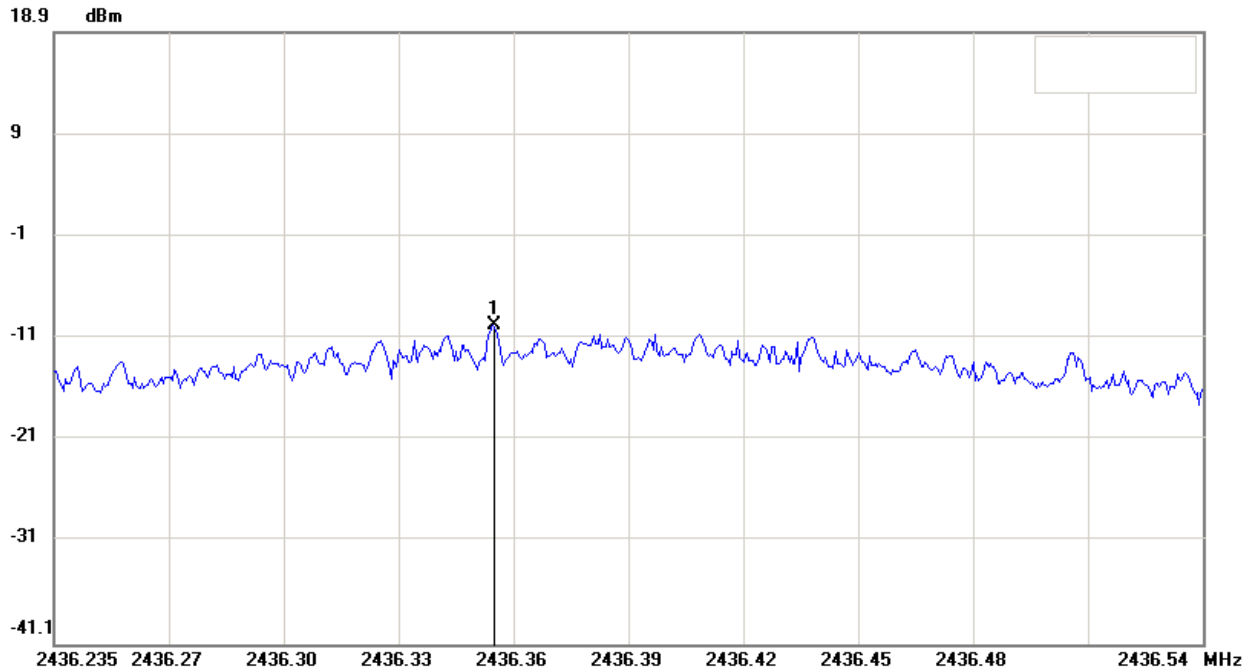
Prüfbericht - Nr.: 17018980 001
Test Report No.

Seite 168 von 283
Page 168 of 283



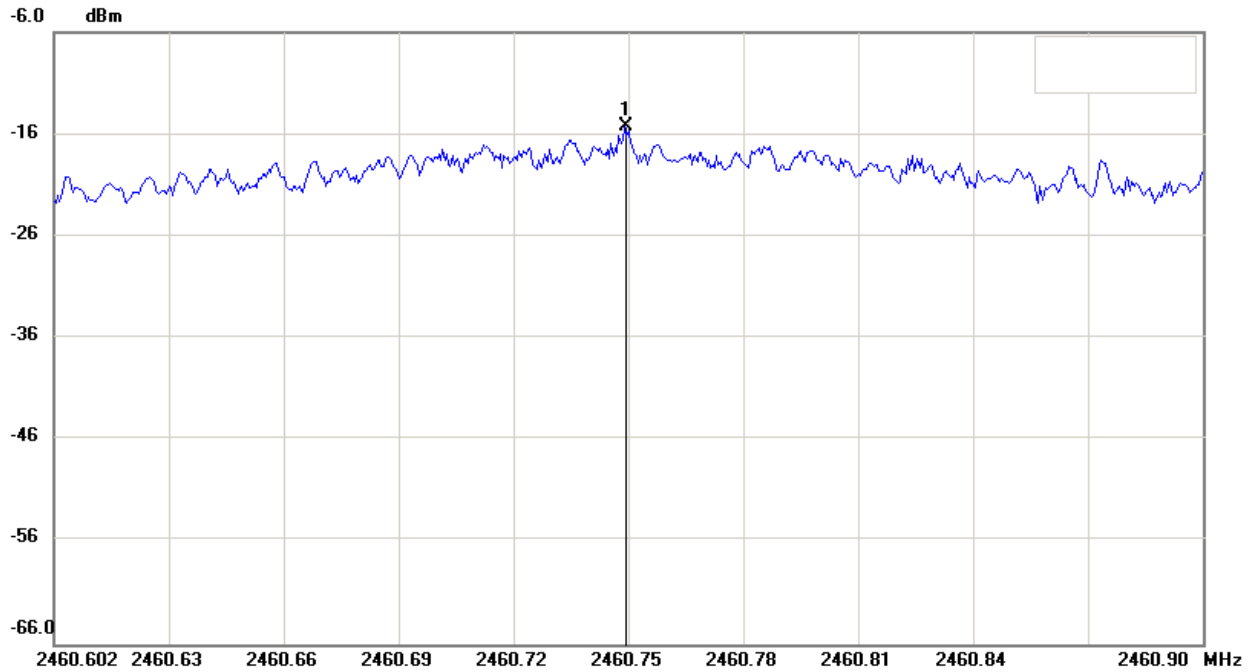
Condition:	Chain 1	RF Conducted
EUT:	Wi-Fi Invite Home Router	Sweep Time: 10000ms Att.: 20dB
Model:	RF-HTN104	RBW: 3 KHz VBW: 10 KHz
Test Mode:	Transmitting	
Note:	FCC-802.11g Channel 01-Power Density (PK)	

No.	Frequency(MHz)	Level(dBm)
1	2411.06970	-15.40



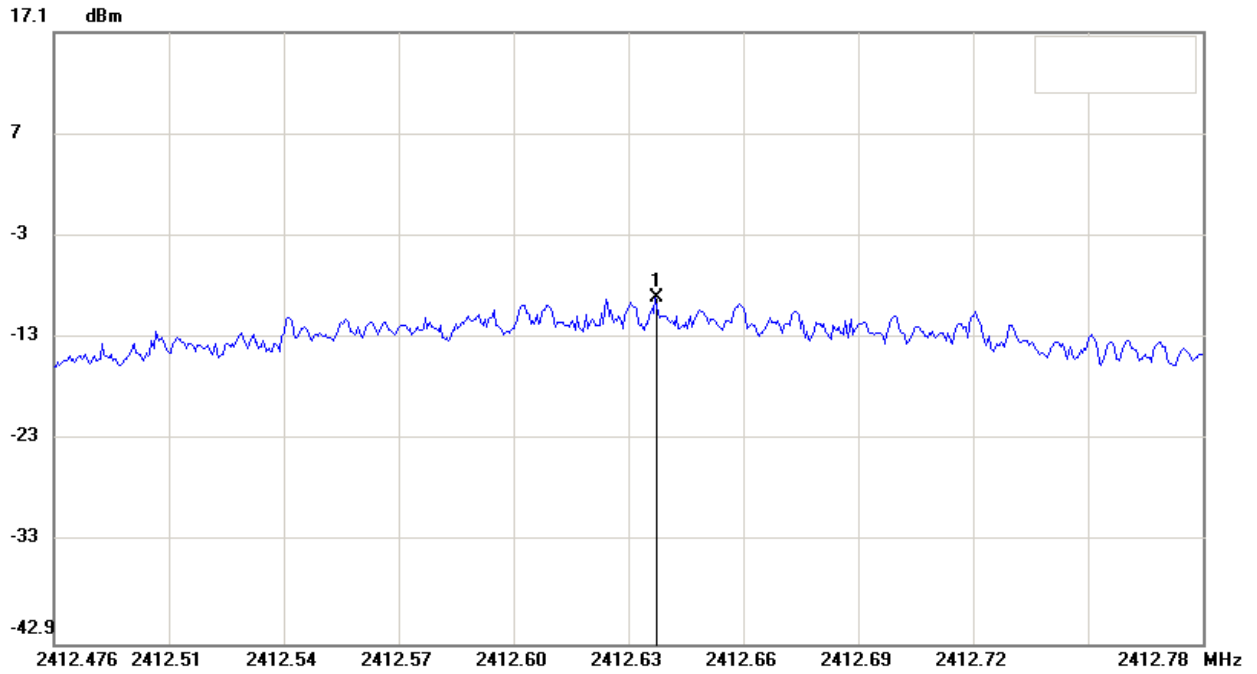
Condition:	Chain 1	RF Conducted
EUT:	Wi-Fi Invite Home Router	Sweep Time: 10000ms Att.: 20dB
Model:	RF-HTN104	RBW: 3 KHz VBW: 10 KHz
Test Mode:	Transmitting	
Note:	FCC-802.11g Channel 06-Power Density (PK)	

No.	Frequency(MHz)	Level(dBm)
1	2436.34970	-9.92



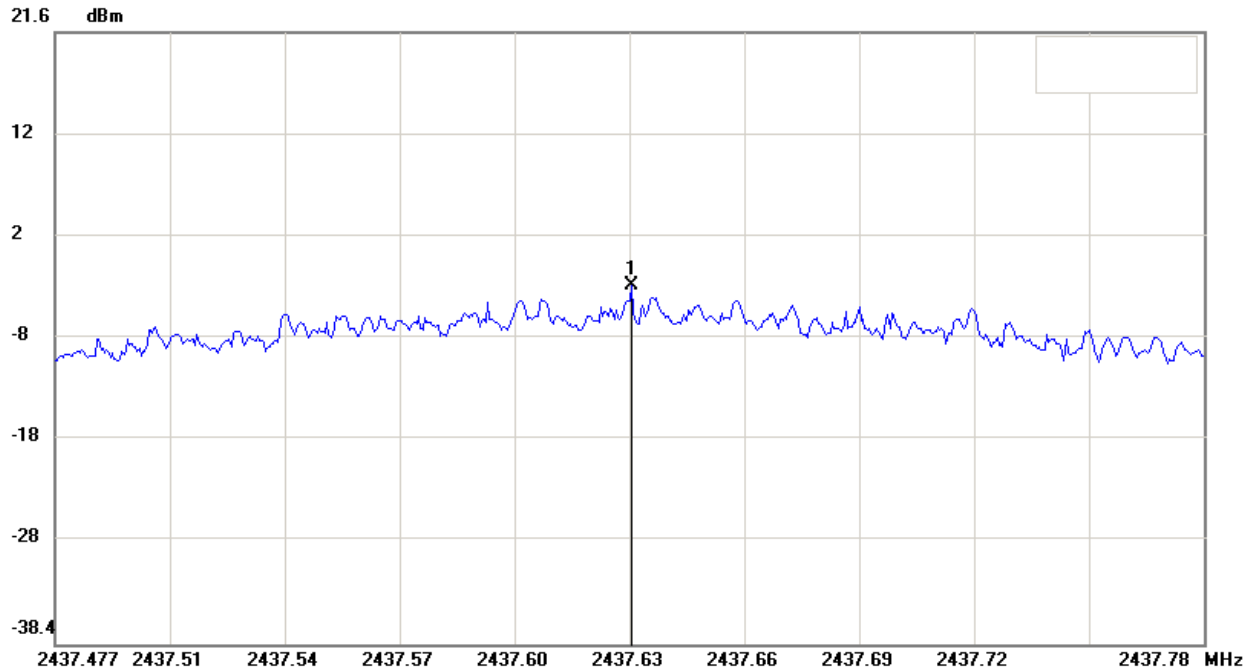
Condition:	Chain 1	RF Conducted
EUT:	Wi-Fi Invite Home Router	Sweep Time: 10000ms Att.: 10dB
Model:	RF-HTN104	RBW: 3 KHz VBW: 10 KHz
Test Mode:	Transmitting	
Note:	FCC-802.11g Channel 11-Power Density (PK)	

No.	Frequency(MHz)	Level(dBm)
1	2460.75100	-15.12



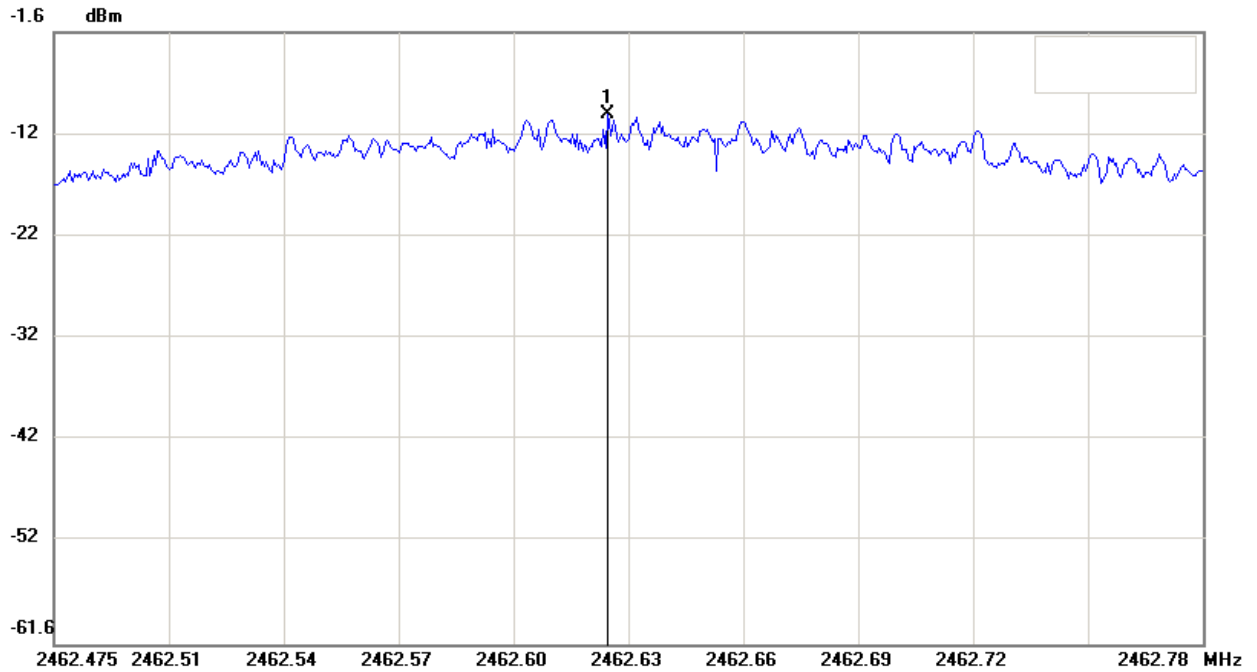
Condition:	Chain 0+Chain 1	RF Conducted
EUT:	Wi-Fi Invite Home Router	Sweep Time: 10000ms Att.: 20dB
Model:	RF-HTN104	RBW: 3 KHz VBW: 10 KHz
Test Mode:	Transmitting	
Note:	FCC-802.11gn_HT20 Channel 01-Power Density (PK)	

No.	Frequency(MHz)	Level(dBm)
1	2412.63330	-8.99



Condition:	Chain 0+Chain 1	RF Conducted
EUT:	Wi-Fi Invite Home Router	Sweep Time: 100000ms Att.: 20dB
Model:	RF-HTN104	RBW: 3 KHz VBW: 10 KHz
Test Mode:	Transmitting	
Note:	FCC-802.11gn_HT20 Channel 06-Power Density (PK)	

No.	Frequency(MHz)	Level(dBm)
1	2437.62780	-3.27

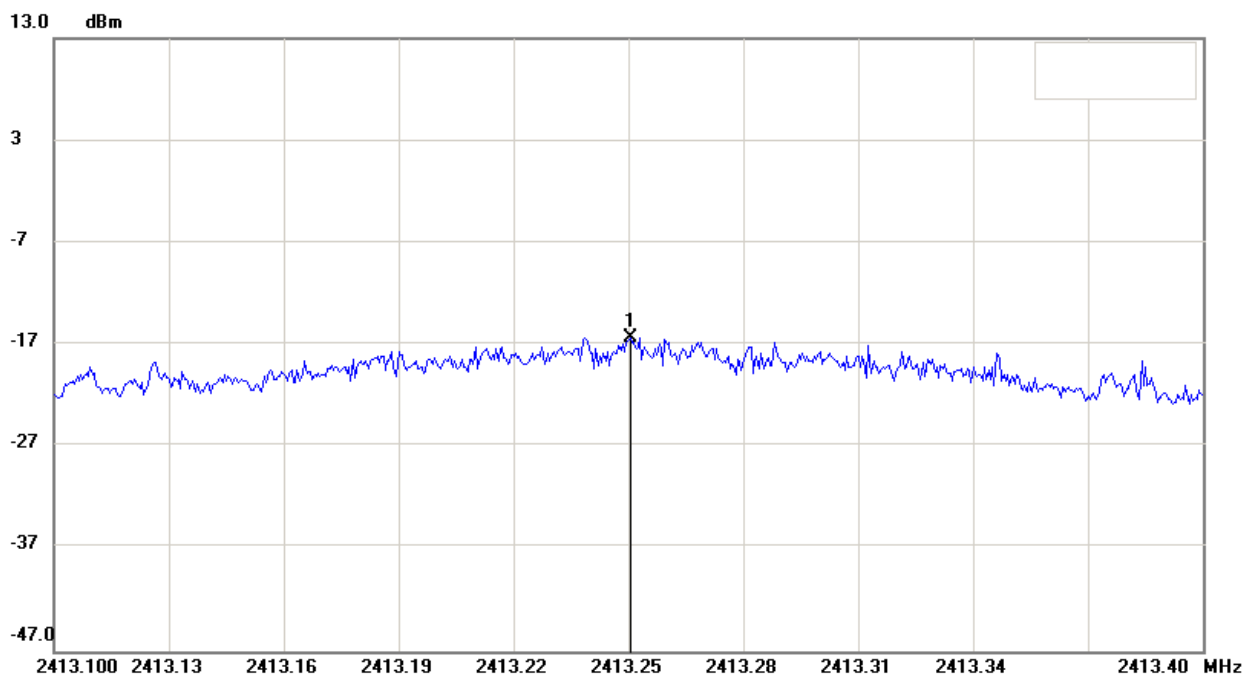


Condition:	Chain 0+Chain 1	RF Conducted
EUT:	Wi-Fi Invite Home Router	Sweep Time: 10000ms Att.: 10dB
Model:	RF-HTN104	RBW: 3 KHz VBW: 10 KHz
Test Mode:	Transmitting	
Note:	FCC-802.11gn_HT20 Channel 11-Power Density (PK)	

No.	Frequency(MHz)	Level(dBm)
1	2462.61970	-9.64

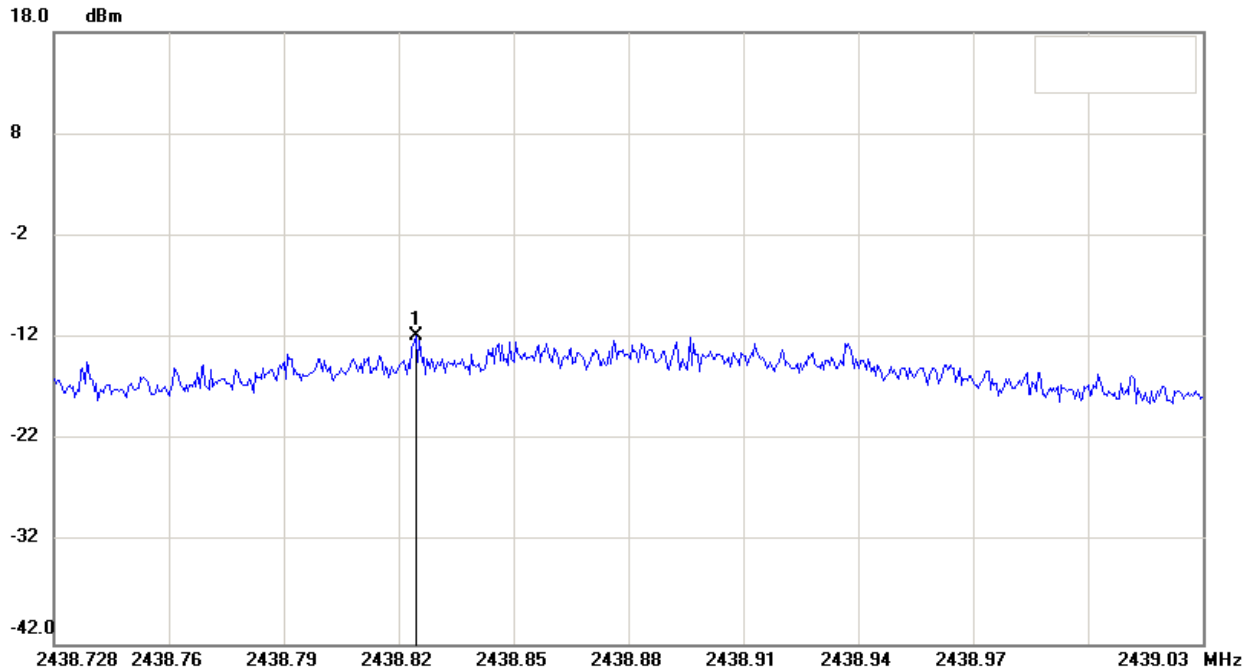
Table 23: Test result of Power Spectral Density, 802.11gn, HT20

Channel	Channel Frequency (MHz)	Power Spectral Density (dBm)			Limit (dBm)
		Chain 0	Chain 1	Total	
Low Channel	2412	-16.30	-15.64	-9.79	8
Mid Channel	2437	-11.72	-9.66	-5.64	8
High Channel	2462	-16.14	-13.90	-10.42	8



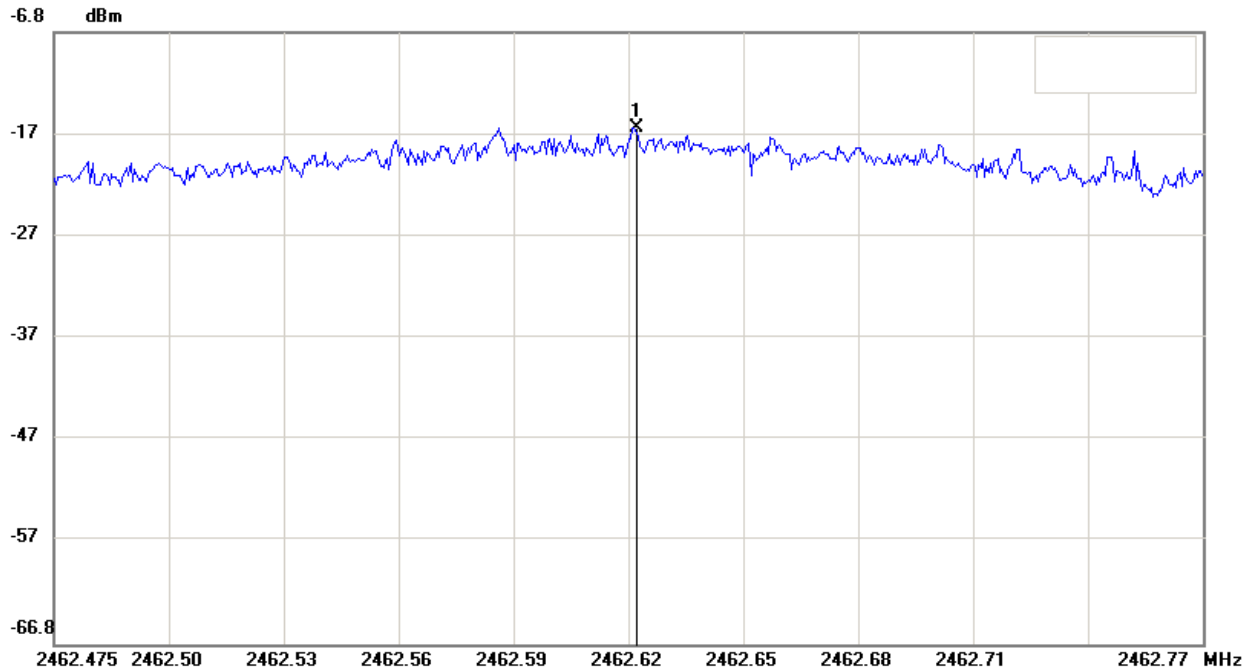
Condition: Chain 0 **RF Conducted**
EUT: Wi-Fi Invite Home Router **Sweep Time: 10000ms Att.: 20dB**
Model: RF-HTN104 **RBW: 3 KHz VBW: 10 KHz**
Test Mode: Transmitting
Note: FCC-802.11gn_HT20 Channel 01-Power Density (PK)

No.	Frequency(MHz)	Level(dBm)
1	2413.25080	-16.30



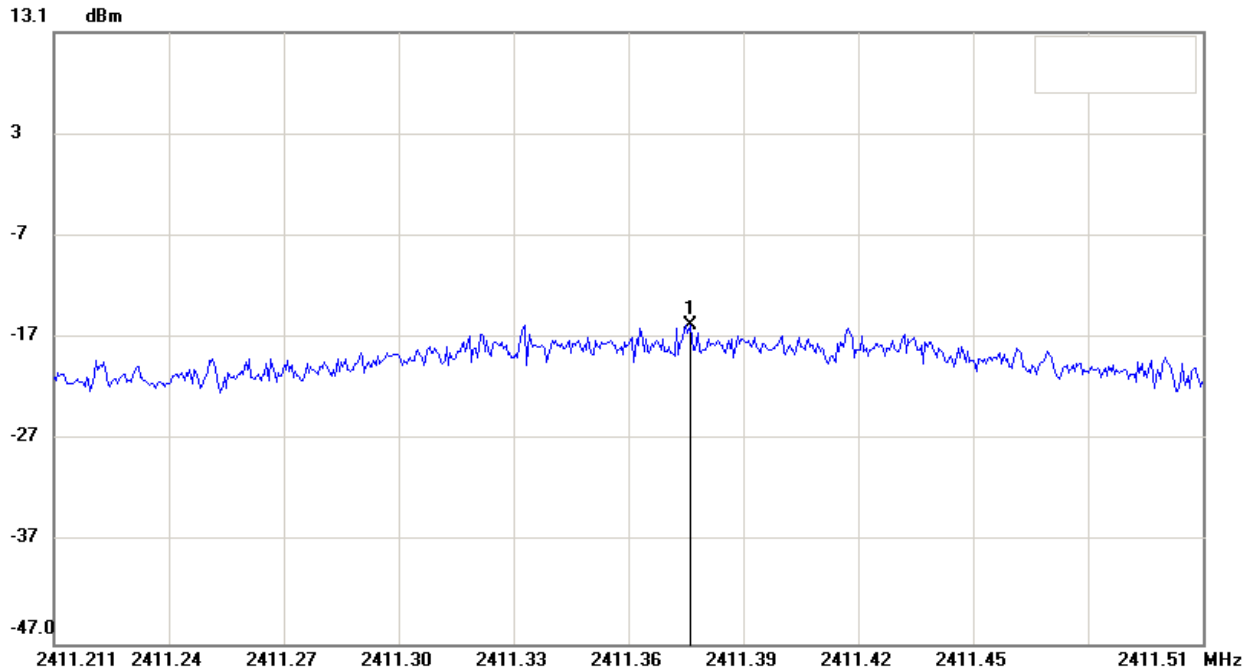
Condition:	Chain 0	RF Conducted
EUT:	Wi-Fi Invite Home Router	Sweep Time: 10000ms Att.: 20dB
Model:	RF-HTN104	RBW: 3 KHz VBW: 10 KHz
Test Mode:	Transmitting	
Note:	FCC-802.11gn_HT20 Channel 06-Power Density (PK)	

No.	Frequency(MHz)	Level(dBm)
1	2438.82220	-11.72



Condition:	Chain 0	RF Conducted
EUT:	Wi-Fi Invite Home Router	Sweep Time: 10000ms Att.: 10dB
Model:	RF-HTN104	RBW: 3 KHz VBW: 10 KHz
Test Mode:	Transmitting	
Note:	FCC-802.11gn_HT20 Channel 11-Power Density (PK)	

No.	Frequency(MHz)	Level(dBm)
1	2462.62630	-16.14



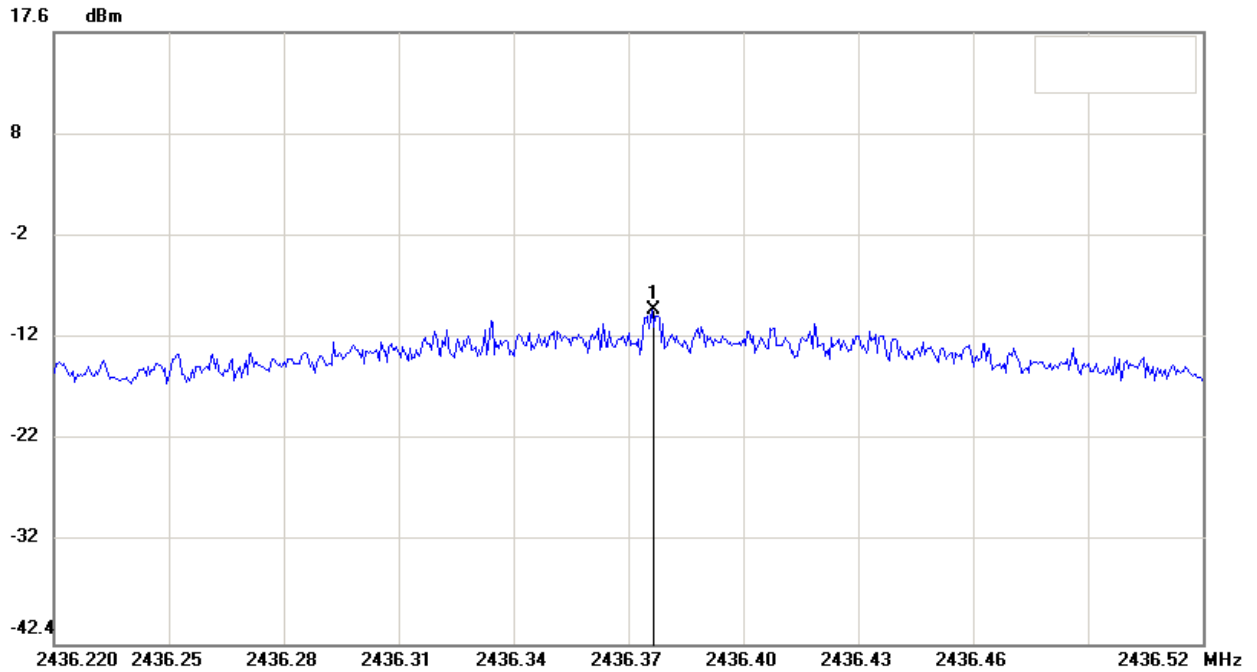
Condition:	Chain 1	RF Conducted
EUT:	Wi-Fi Invite Home Router	Sweep Time: 10000ms Att.: 20dB
Model:	RF-HTN104	RBW: 3 KHz VBW: 10 KHz
Test Mode:	Transmitting	
Note:	FCC-802.11gn_HT20 Channel 01-Power Density (PK)	

No.	Frequency(MHz)	Level(dBm)
1	2411.37710	-15.64

Produkte
Products

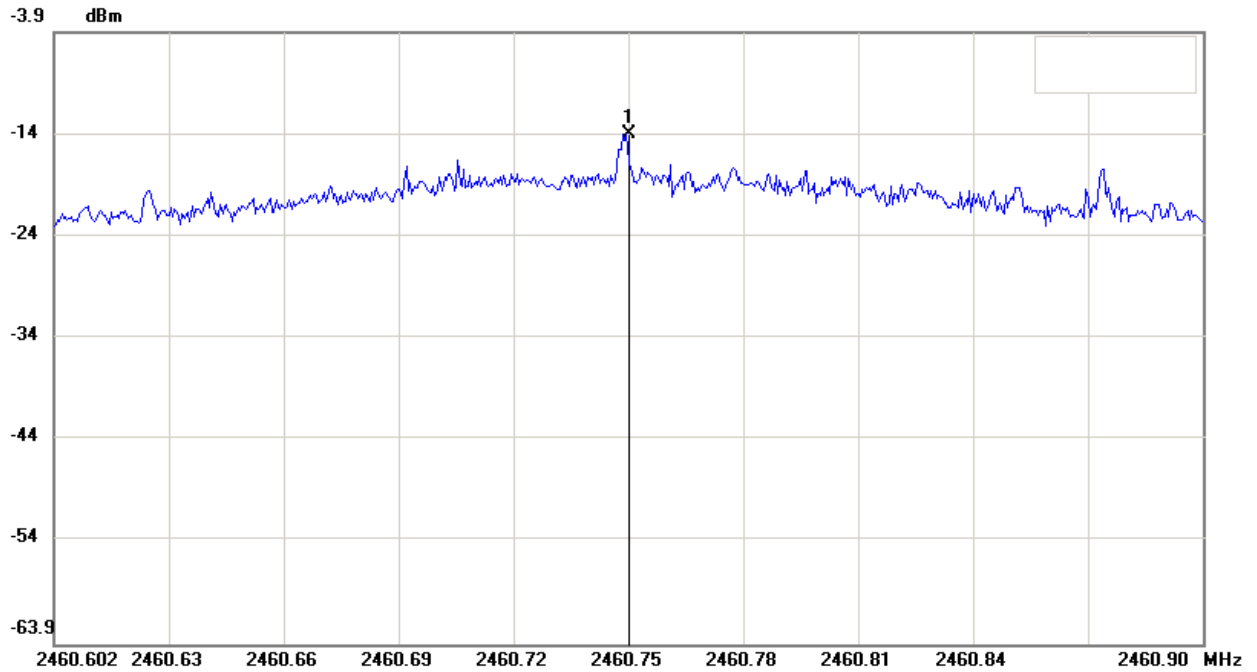
Prüfbericht - Nr.: 17018980 001
Test Report No.

Seite 178 von 283
Page 178 of 283



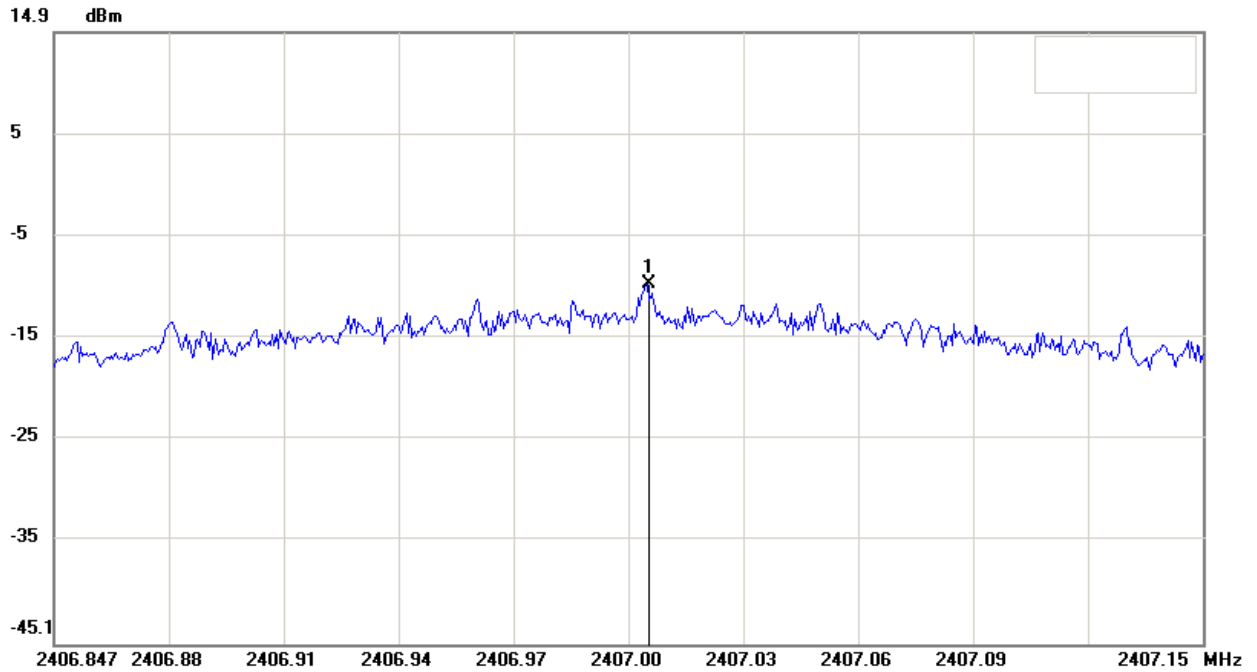
Condition:	Chain 1	RF Conducted
EUT:	Wi-Fi Invite Home Router	Sweep Time: 10000ms Att.: 20dB
Model:	RF-HTN104	RBW: 3 KHz VBW: 10 KHz
Test Mode:	Transmitting	
Note:	FCC-802.11gn_HT20 Channel 06-Power Density (PK)	

No.	Frequency(MHz)	Level(dBm)
1	2436.37640	-9.66



Condition:	Chain 1	RF Conducted
EUT:	Wi-Fi Invite Home Router	Sweep Time: 100000ms Att.: 10dB
Model:	RF-HTN104	RBW: 3 KHz VBW: 10 KHz
Test Mode:	Transmitting	
Note:	FCC-802.11gn_HT20 Channel 11-Power Density (PK)	

No.	Frequency(MHz)	Level(dBm)
1	2460.75130	-13.90



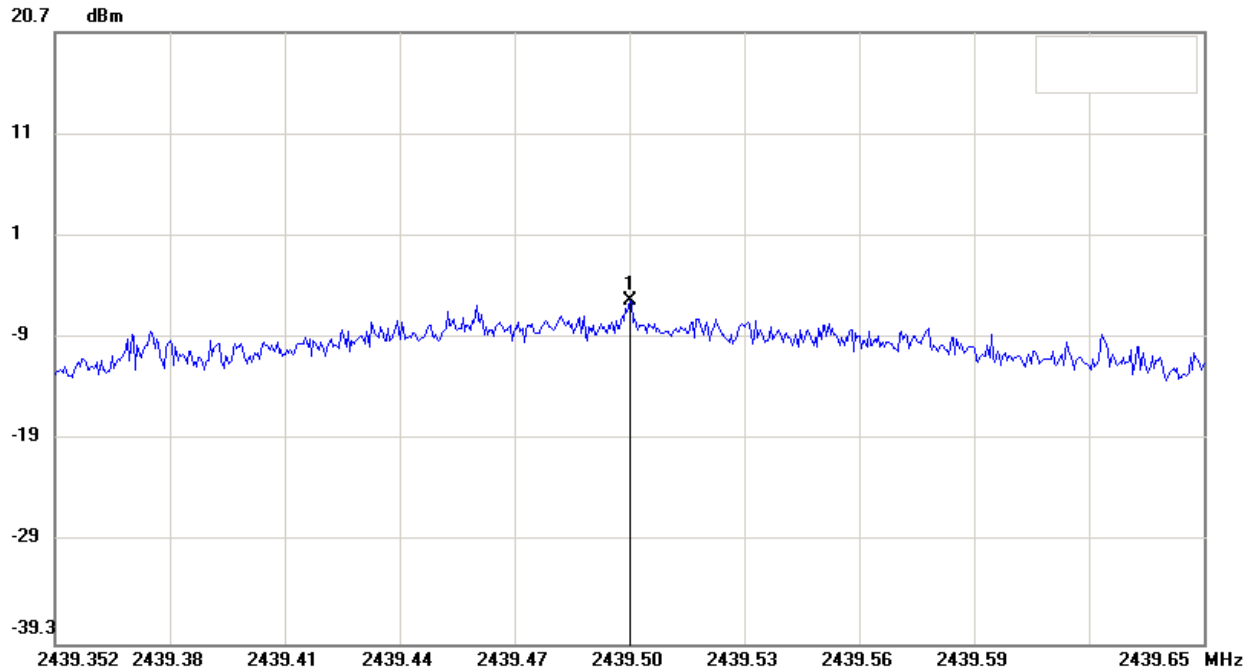
Condition:	Chain 0+Chain 1	RF Conducted
EUT:	Wi-Fi Invite Home Router	Sweep Time: 10000ms Att.: 10dB
Model:	RF-HTN104	RBW: 3 KHz VBW: 10 KHz
Test Mode:	Transmitting	
Note:	FCC-802.11gn_HT20 Channel 01-Power Density (PK)	

No.	Frequency(MHz)	Level(dBm)
1	2407.00170	-9.79

Produkte
Products

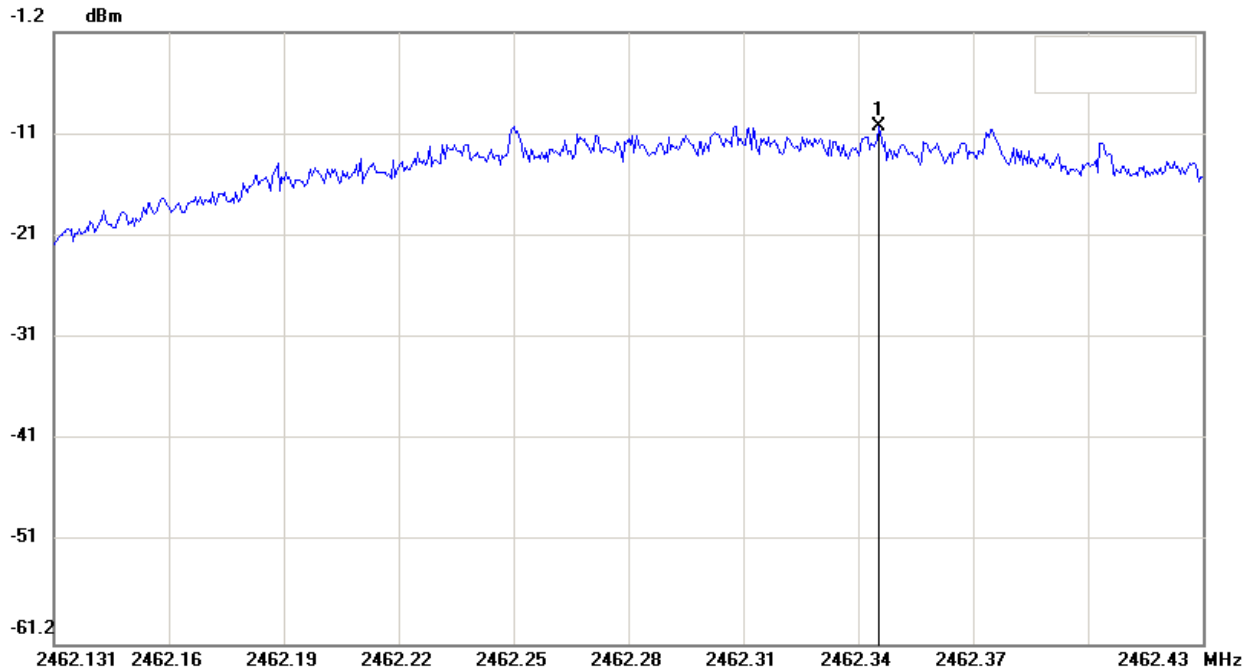
Prüfbericht - Nr.: 17018980 001
Test Report No.

Seite 181 von 283
Page 181 of 283



Condition:	Chain 0+Chain 1	RF Conducted
EUT:	Wi-Fi Invite Home Router	Sweep Time: 10000ms Att.: 20dB
Model:	RF-HTN104	RBW: 3 KHz VBW: 10 KHz
Test Mode:	Transmitting	
Note:	FCC-802.11gn_HT20 Channel 06-Power Density (PK)	

No.	Frequency(MHz)	Level(dBm)
1	2439.50150	-5.64

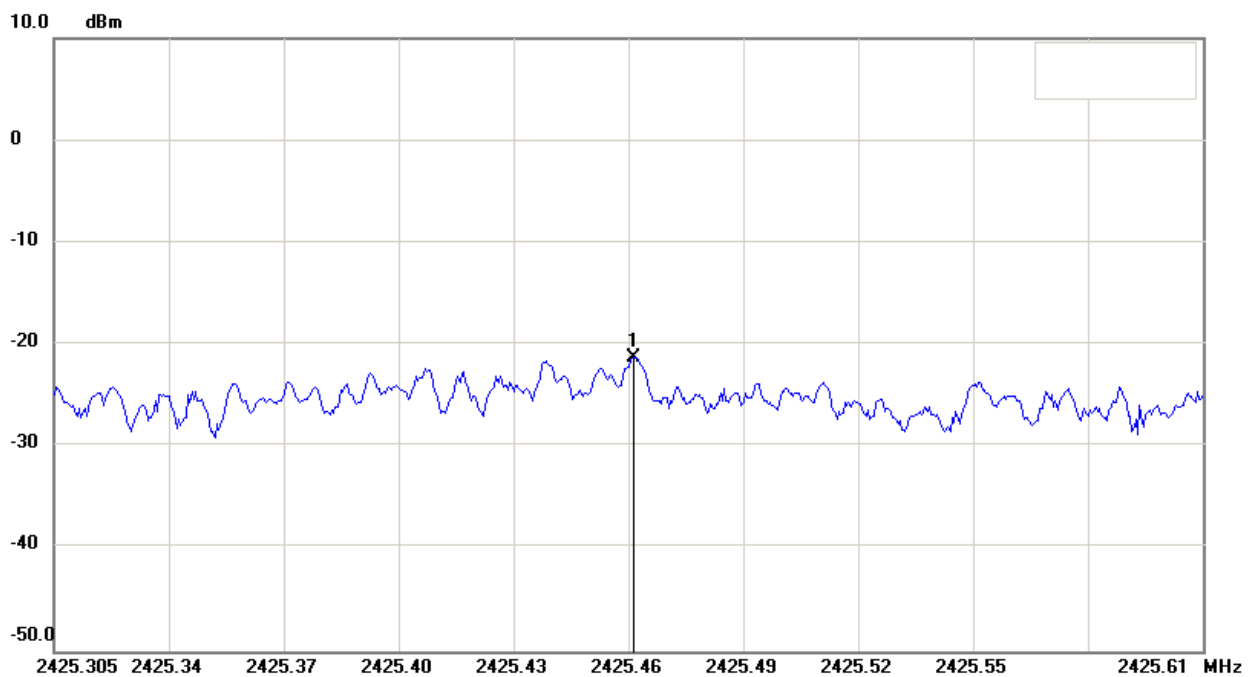


Condition:	Chain 0+Chain 1	RF Conducted
EUT:	Wi-Fi Invite Home Router	Sweep Time: 10000ms Att.: 10dB
Model:	RF-HTN104	RBW: 3 KHz VBW: 10 KHz
Test Mode:	Transmitting	
Note:	FCC-802.11gn_HT20 Channel 11-Power Density (PK)	

No.	Frequency(MHz)	Level(dBm)
1	2462.34680	-10.42

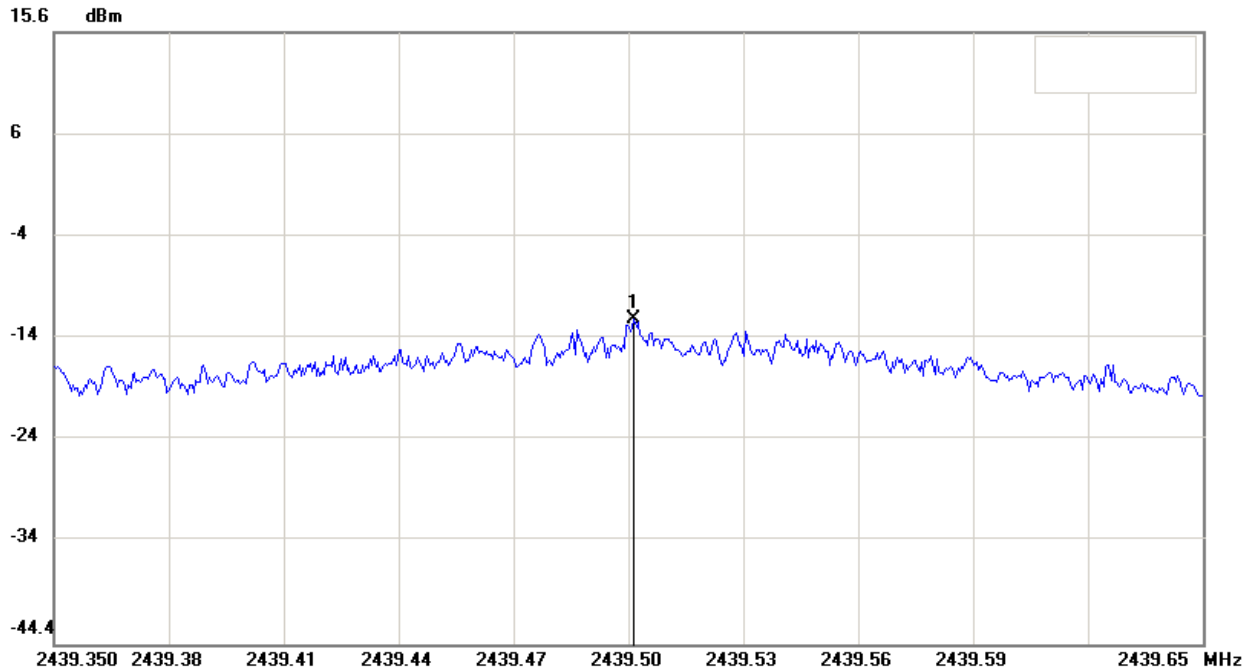
Table 24: Test result of Power Spectral Density, 802.11gn, HT40

Channel	Channel Frequency (MHz)	Power Spectral Density (dBm)			Limit (dBm)
		Chain 0	Chain 1	Total	
Low Channel	2422	-21.27	-18.32	-15.40	8
Mid Channel	2437	-12.49	-12.37	-6.56	8
High Channel	2452	-21.52	-18.46	-12.94	8



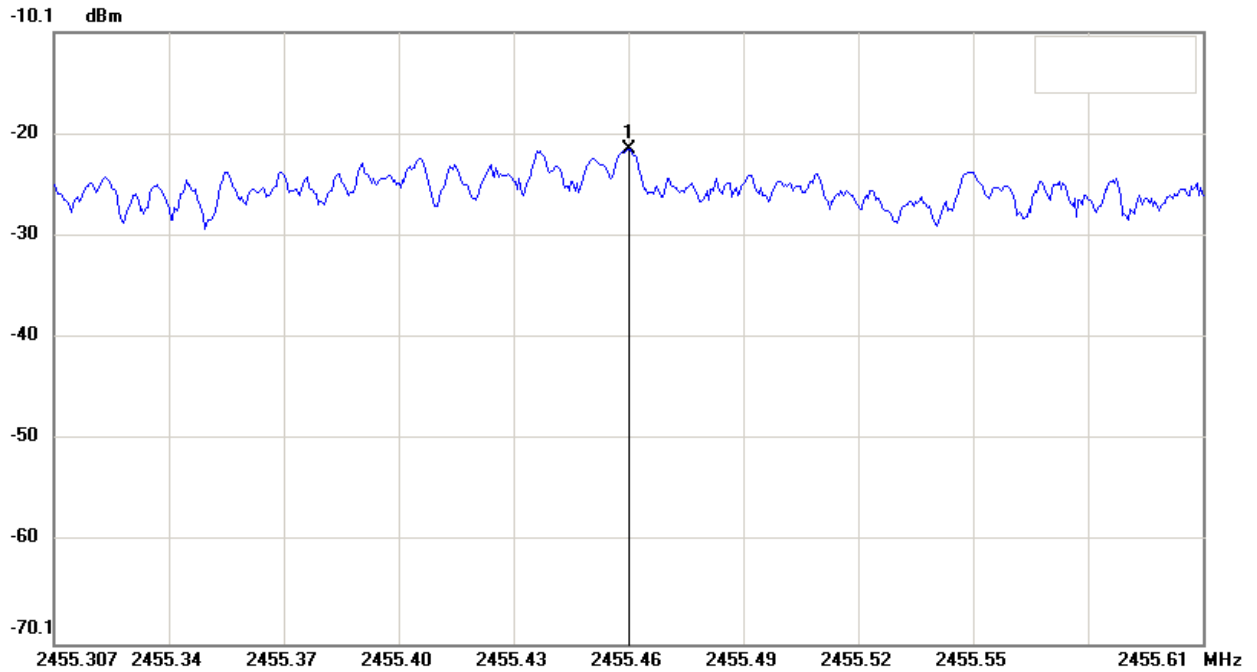
Condition:	Chain 0	RF Conducted
EUT:	Wi-Fi Invite Home Router	Sweep Time: 10000ms Att.: 10dB
Model:	RF-HTN104	RBW: 3 KHz VBW: 10 KHz
Test Mode:	Transmitting	
Note:	FCC-802.11gn_HT40 Channel 03-Power Density (PK)	

No.	Frequency(MHz)	Level(dBm)
1	2425.45610	-21.27



Condition: Chain 0 RF Conducted
 EUT: Wi-Fi Invite Home Router Sweep Time: 10000ms Att.: 20dB
 Model: RF-HTN104 RBW: 3 KHz VBW: 10 KHz
 Test Mode: Transmitting
 Note: FCC-802.11gn_HT40 Channel 06-Power Density (PK)

No.	Frequency(MHz)	Level(dBm)
1	2439.50150	-12.49



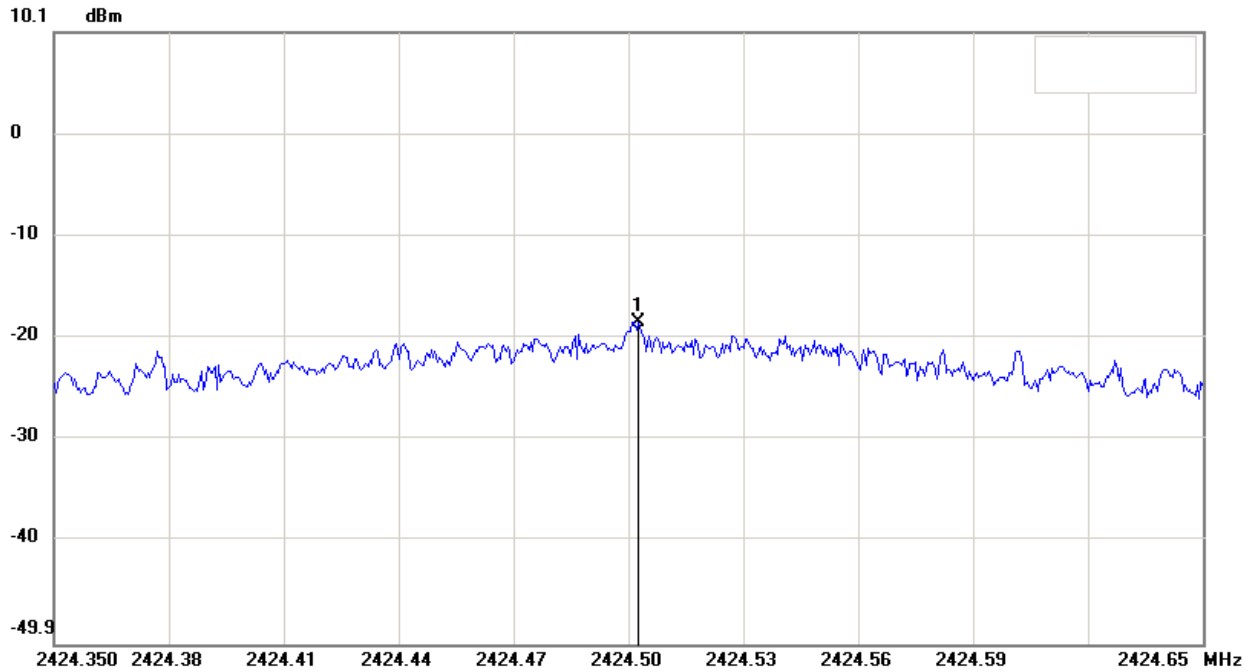
Condition:	Chain 0	RF Conducted
EUT:	Wi-Fi Invite Home Router	Sweep Time: 10000ms Att.: 10dB
Model:	RF-HTN104	RBW: 3 KHz VBW: 10 KHz
Test Mode:	Transmitting	
Note:	FCC-802.11gn_HT40 Channel 09-Power Density (PK)	

No.	Frequency(MHz)	Level(dBm)
1	2455.45710	-21.52

Produkte
Products

Prüfbericht - Nr.: 17018980 001
Test Report No.

Seite 186 von 283
Page 186 of 283



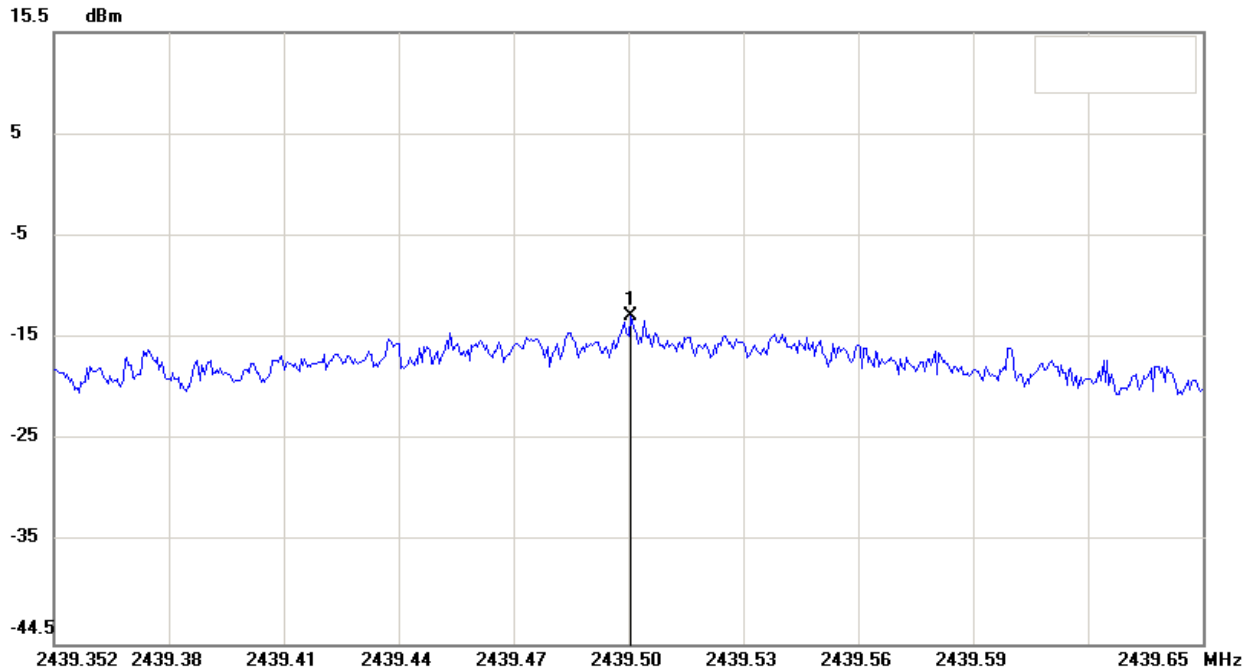
Condition:	Chain 1	RF Conducted
EUT:	Wi-Fi Invite Home Router	Sweep Time: 10000ms Att.: 20dB
Model:	RF-HTN104	RBW: 3 KHz VBW: 10 KHz
Test Mode:	Transmitting	
Note:	FCC-802.11gn_HT40 Channel 03-Power Density (PK)	

No.	Frequency(MHz)	Level(dBm)
1	2424.50250	-18.32

Produkte
Products

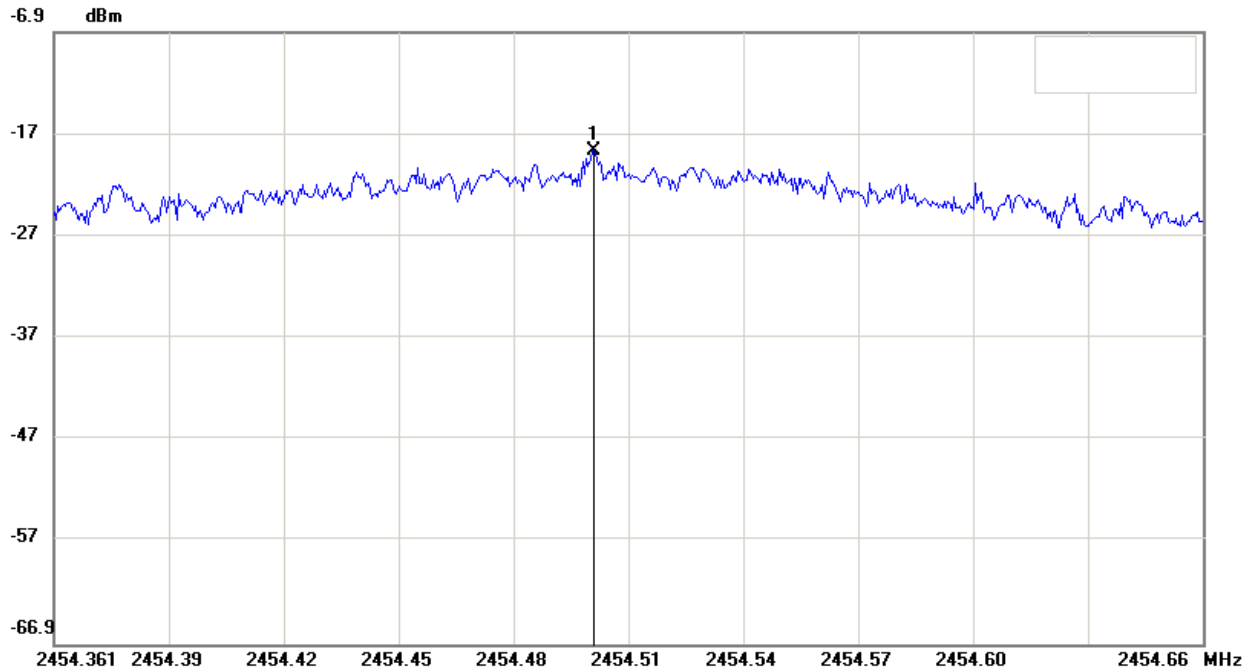
Prüfbericht - Nr.: 17018980 001
Test Report No.

Seite 187 von 283
Page 187 of 283



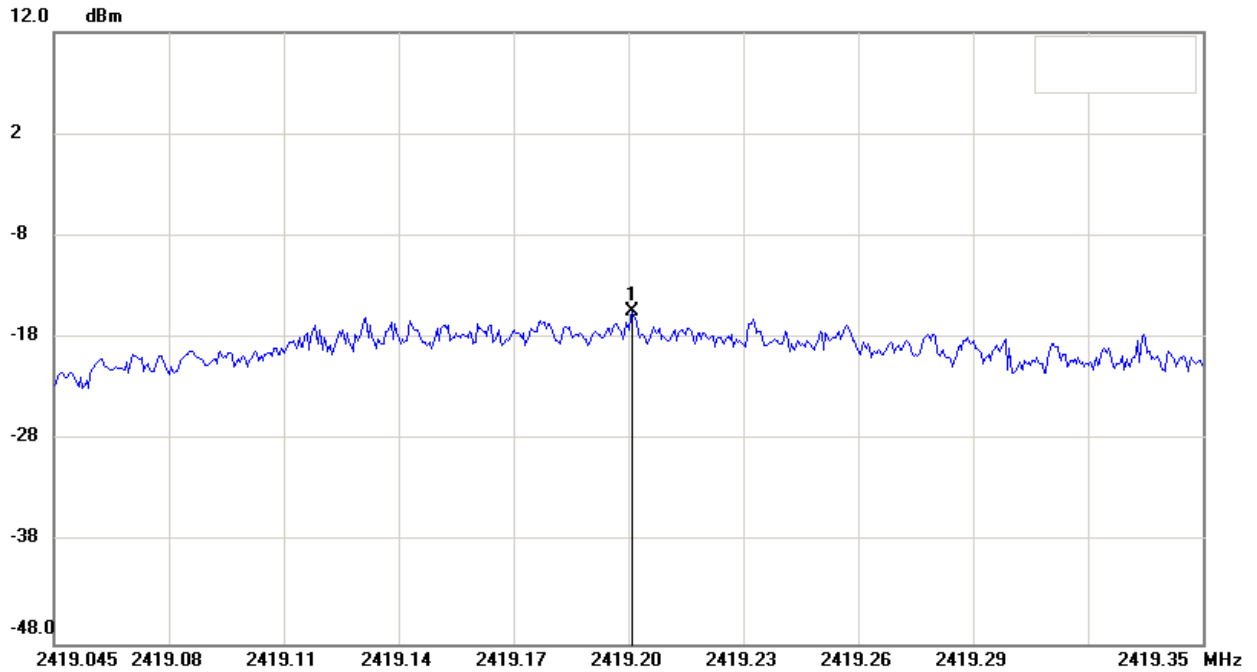
Condition:	Chain 1	RF Conducted
EUT:	Wi-Fi Invite Home Router	Sweep Time: 10000ms Att.: 20dB
Model:	RF-HTN104	RBW: 3 KHz VBW: 10 KHz
Test Mode:	Transmitting	
Note:	FCC-802.11gn_HT40 Channel 06-Power Density (PK)	

No.	Frequency(MHz)	Level(dBm)
1	2439.50230	-12.37



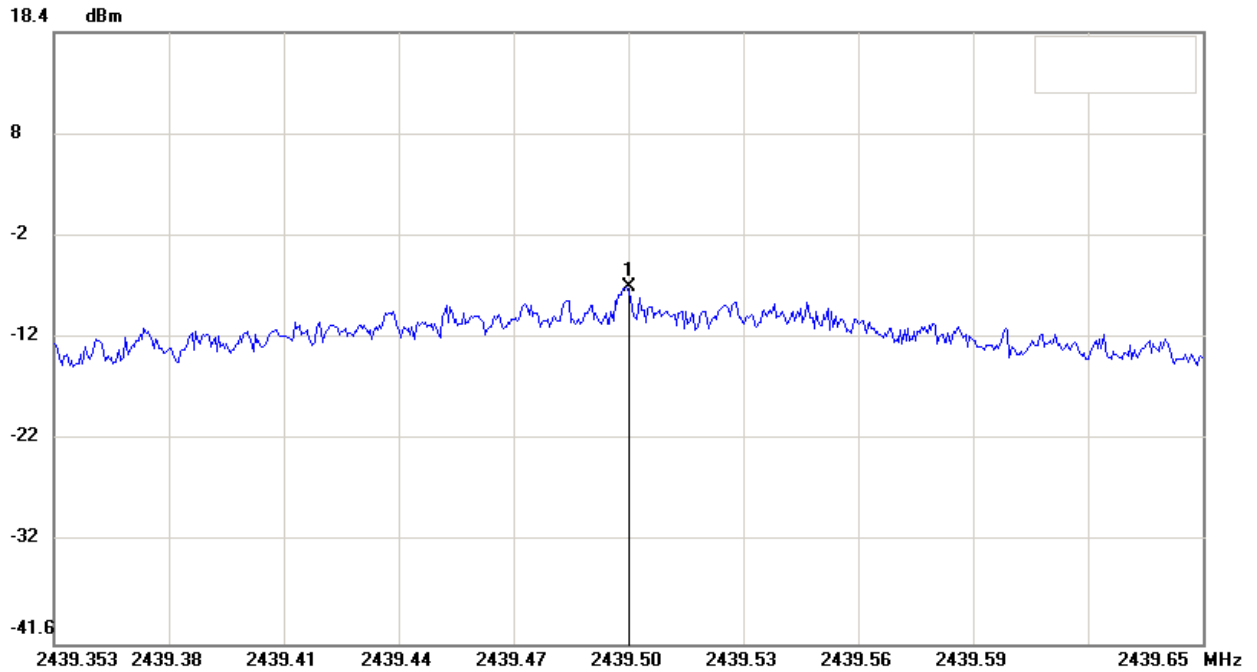
Condition:	Chain 1	RF Conducted
EUT:	Wi-Fi Invite Home Router	Sweep Time: 10000ms Att.: 10dB
Model:	RF-HTN104	RBW: 3 KHz VBW: 10 KHz
Test Mode:	Transmitting	
Note:	FCC-802.11gn_HT40 Channel 09-Power Density (PK)	

No.	Frequency(MHz)	Level(dBm)
1	2454.50140	-18.46



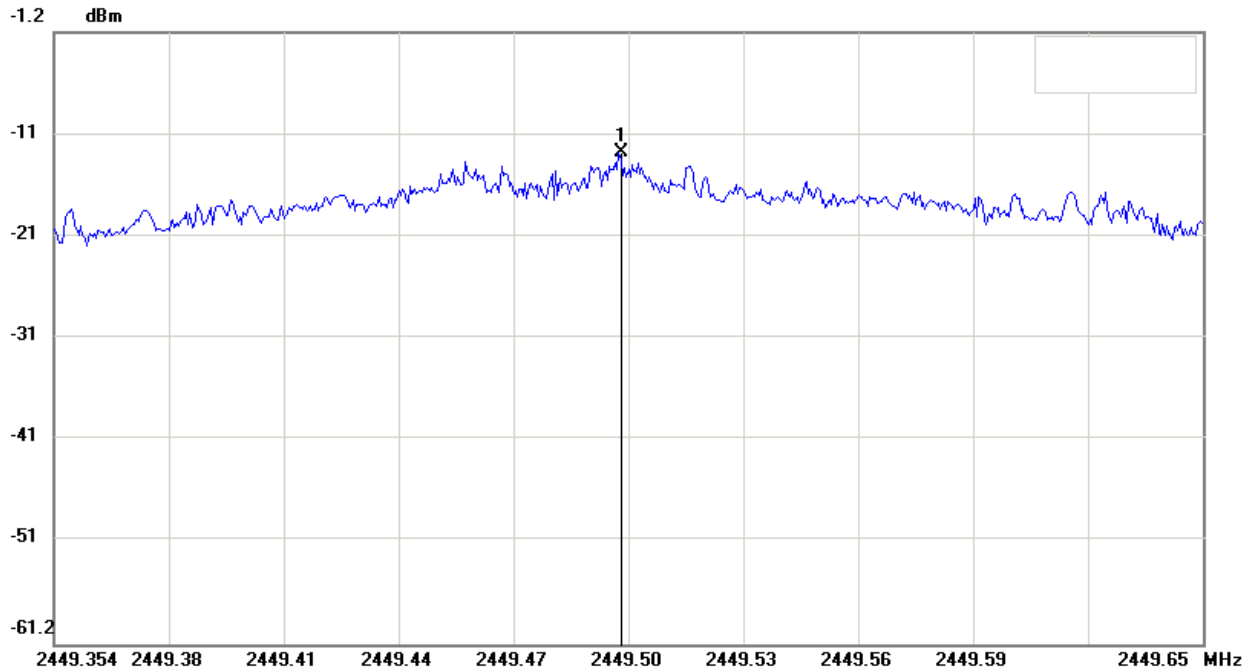
Condition:	Chain 0+Chain 1	RF Conducted
EUT:	Wi-Fi Invite Home Router	Sweep Time: 10000ms Att.: 10dB
Model:	RF-HTN104	RBW: 3 KHz VBW: 10 KHz
Test Mode:	Transmitting	
Note:	FCC-802.11gn_HT40 Channel 03-Power Density (PK)	

No.	Frequency(MHz)	Level(dBm)
1	2419.19640	-15.40



Condition:	Chain 0+Chain 1	RF Conducted
EUT:	Wi-Fi Invite Home Router	Sweep Time: 10000ms Att.: 20dB
Model:	RF-HTN104	RBW: 3 KHz VBW: 10 KHz
Test Mode:	Transmitting	
Note:	FCC-802.11gn_HT40 Channel 06-Power Density (PK)	

No.	Frequency(MHz)	Level(dBm)
1	2439.50230	-6.56

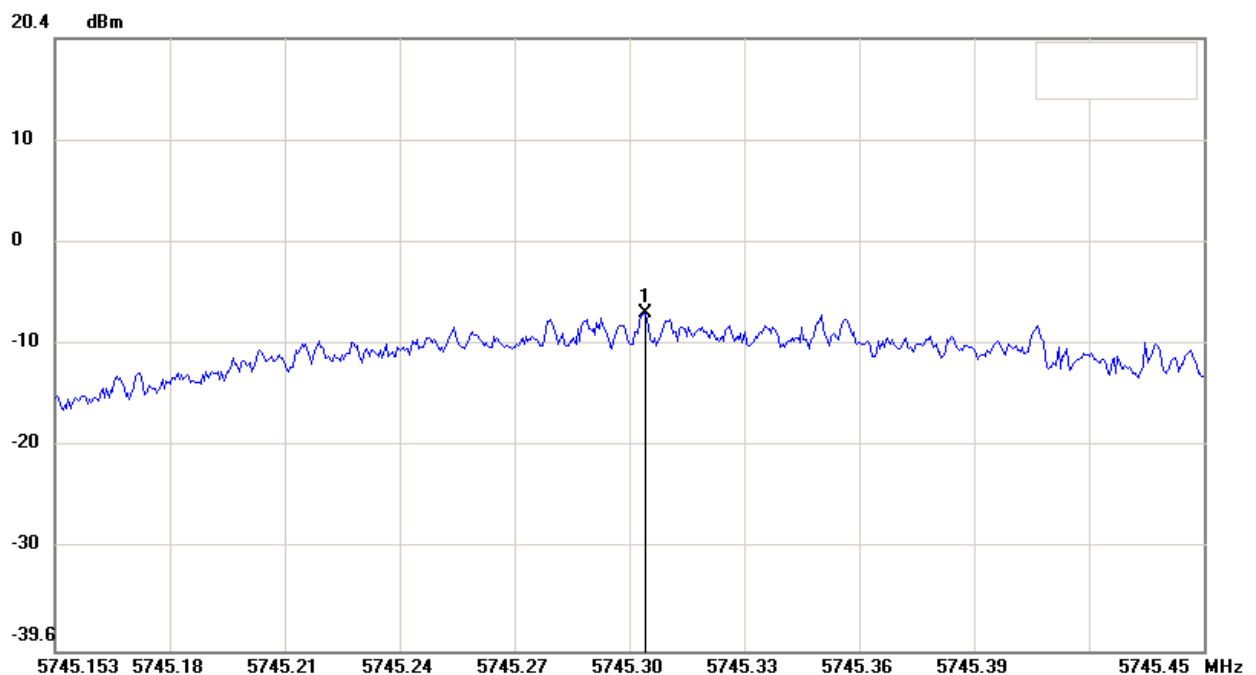


Condition:	Chain 0+Chain 1	RF Conducted
EUT:	Wi-Fi Invite Home Router	Sweep Time: 10000ms Att.: 10dB
Model:	RF-HTN104	RBW: 3 KHz VBW: 10 KHz
Test Mode:	Transmitting	
Note:	FCC-802.11gn_HT40 Channel 09-Power Density (PK)	

No.	Frequency(MHz)	Level(dBm)
1	2449.50110	-12.94

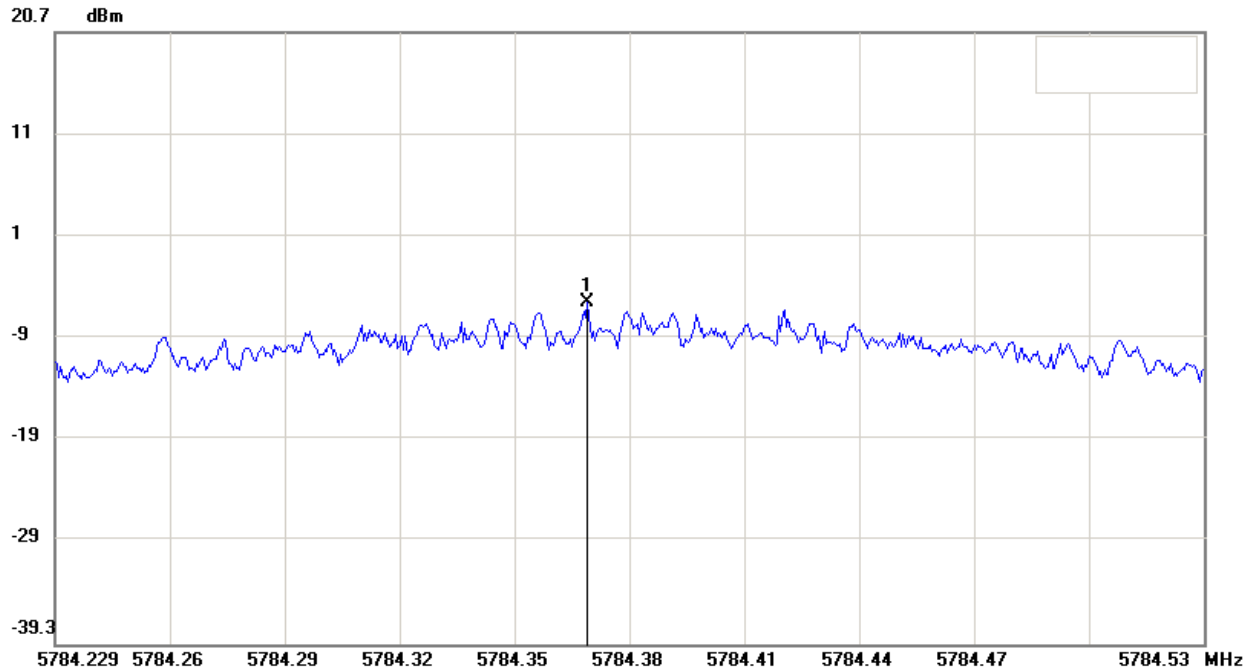
Table 25: Test result of Power Spectral Density, 802.11a

Channel	Channel Frequency (MHz)	Power Spectral Density (dBm)			Limit (dBm)
		Chain 0	Chain 1	Total	
Low Channel	5745	-6.60	-7.63	4.40	8
Mid Channel	5785	-5.84	-7.45	3.85	8
High Channel	5825	-4.84	2.32	4.14	8



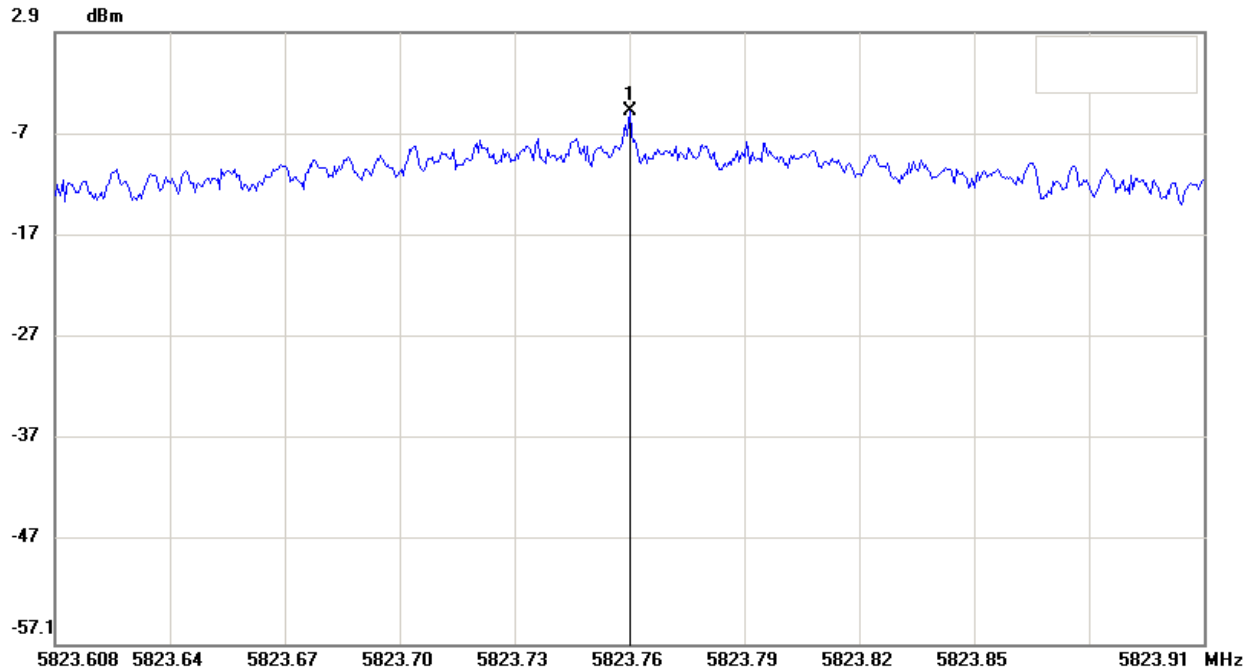
Condition:	Chain 0	RF Conducted
EUT:	Wi-Fi Invite Home Router	Sweep Time: 10000ms Att.: 30dB
Model:	RF-HTN104	RBW: 3 KHz VBW: 10 KHz
Test Mode:	Transmitting	
Note:	FCC-802.11a Channel 149-Power Density (PK)	

No.	Frequency(MHz)	Level(dBm)
1	5745.3073	-6.60



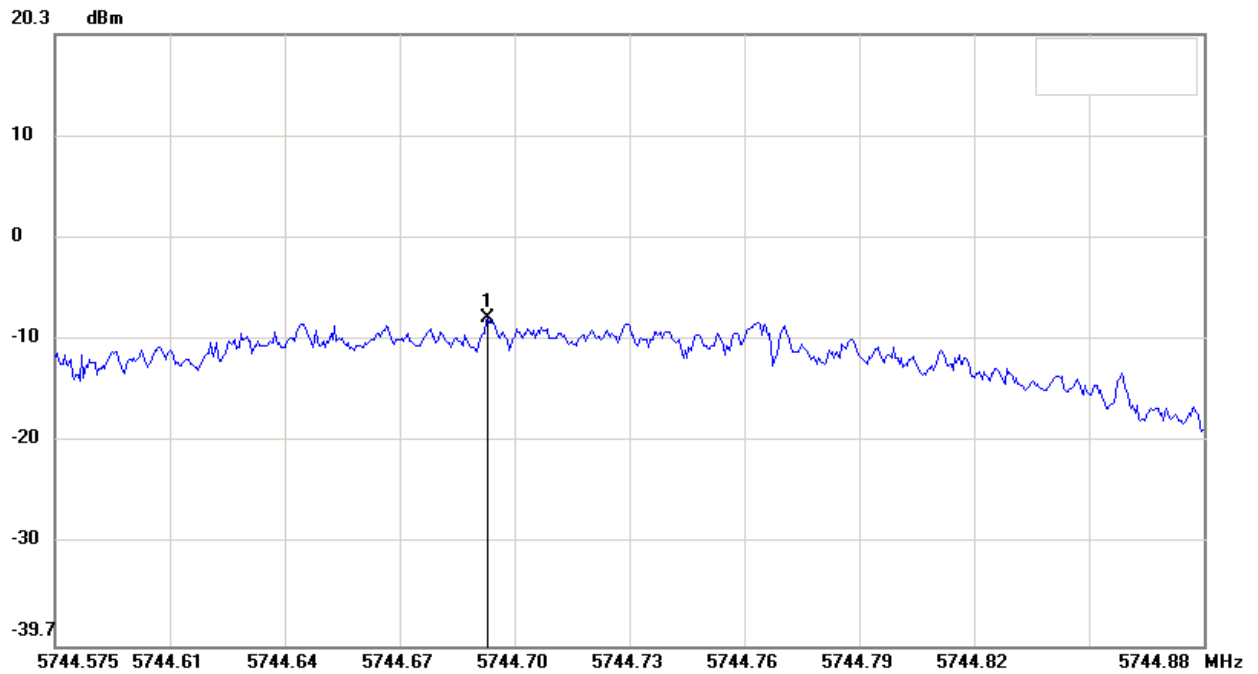
Condition:	Chain 0	RF Conducted
EUT:	Wi-Fi Invite Home Router	Sweep Time: 10000ms Att.: 30dB
Model:	RF-HTN104	RBW: 3 KHz VBW: 10 KHz
Test Mode:	Transmitting	
Note:	FCC-802.11a Channel 157-Power Density (PK)	

No.	Frequency(MHz)	Level(dBm)
1	5784.3677	-5.85



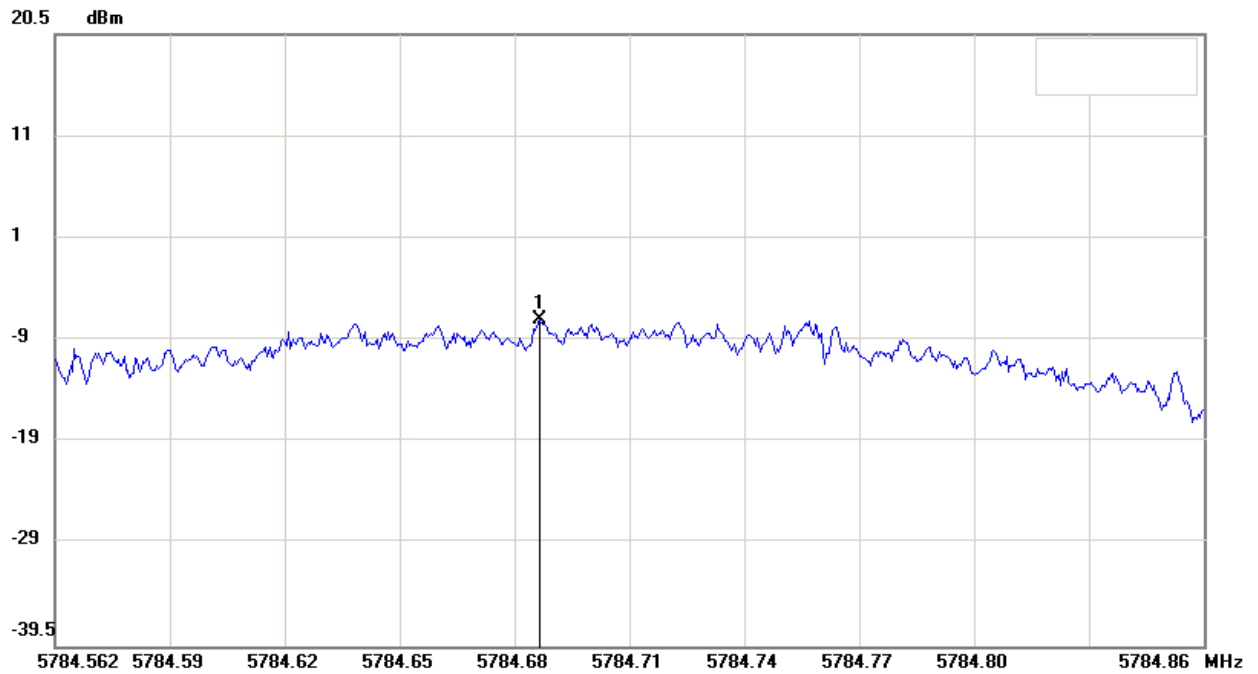
Condition:	Chain 0	RF Conducted
EUT:	Wi-Fi Invite Home Router	Sweep Time: 10000ms Att.: 10dB
Model:	RF-HTN104	RBW: 3 KHz VBW: 10 KHz
Test Mode:	Transmitting	
Note:	FCC-802.11a Channel 165-Power Density (PK)	

No.	Frequency(MHz)	Level(dBm)
1	5823.7576	-4.84



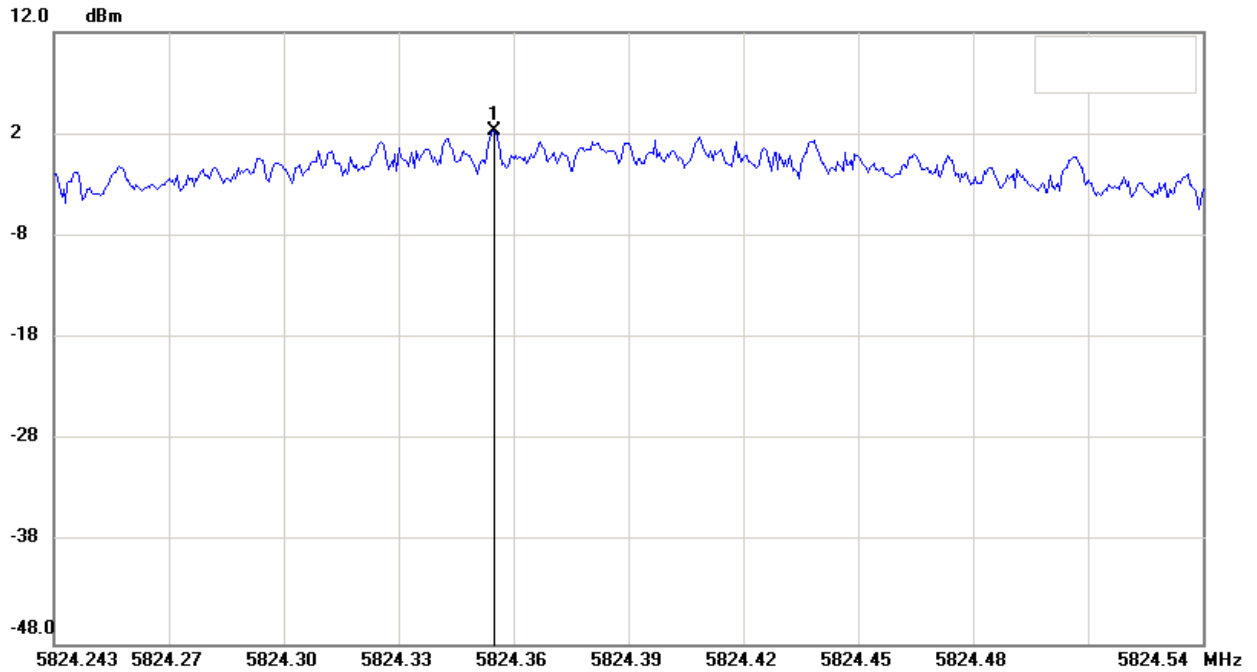
Condition:	Chain 1	RF Conducted
EUT:	Wi-Fi Invite Home Router	Sweep Time: 10000ms Att.: 30dB
Model:	RF-HTN104	RBW: 3 KHz VBW: 10 KHz
Test Mode:	Transmitting	
Note:	FCC-802.11a Channel 149-Power Density (PK)	

No.	Frequency(MHz)	Level(dBm)
1	5744.6885	-7.63



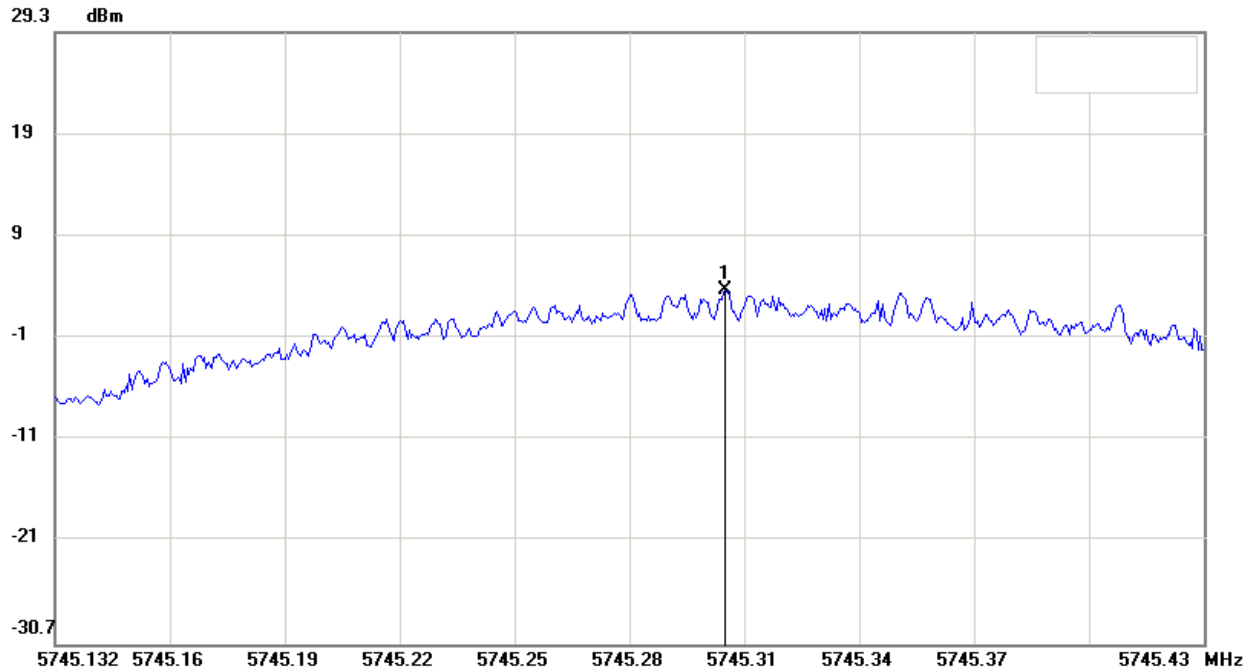
Condition:	Chain 1	RF Conducted
EUT:	Wi-Fi Invite Home Router	Sweep Time: 10000ms Att.: 30dB
Model:	RF-HTN104	RBW: 3 KHz VBW: 10 KHz
Test Mode:	Transmitting	
Note:	FCC-802.11a Channel 157-Power Density (PK)	

No.	Frequency(MHz)	Level(dBm)
1	5784.6888	-7.45



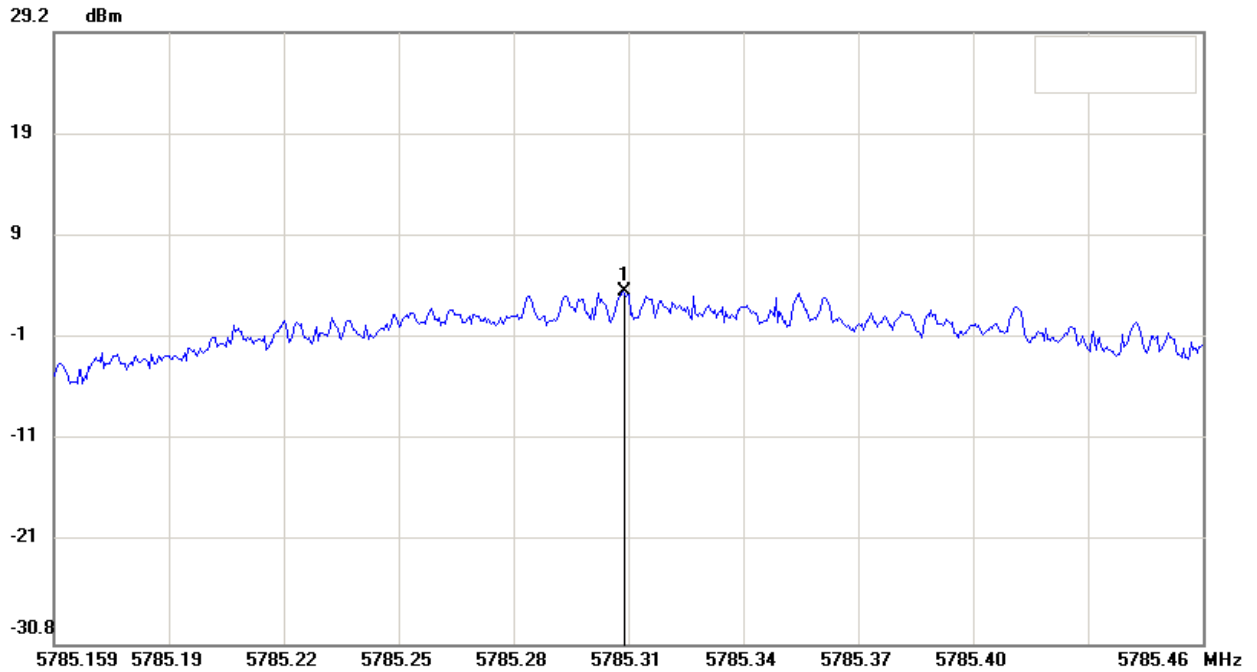
Condition:	Chain 1	RF Conducted
EUT:	Wi-Fi Invite Home Router	Sweep Time: 10000ms Att.: 20dB
Model:	RF-HTN104	RBW: 3 KHz VBW: 10 KHz
Test Mode:	Transmitting	
Note:	FCC-802.11a Channel 165-Power Density (PK)	

No.	Frequency(MHz)	Level(dBm)
1	5824.35720	2.32



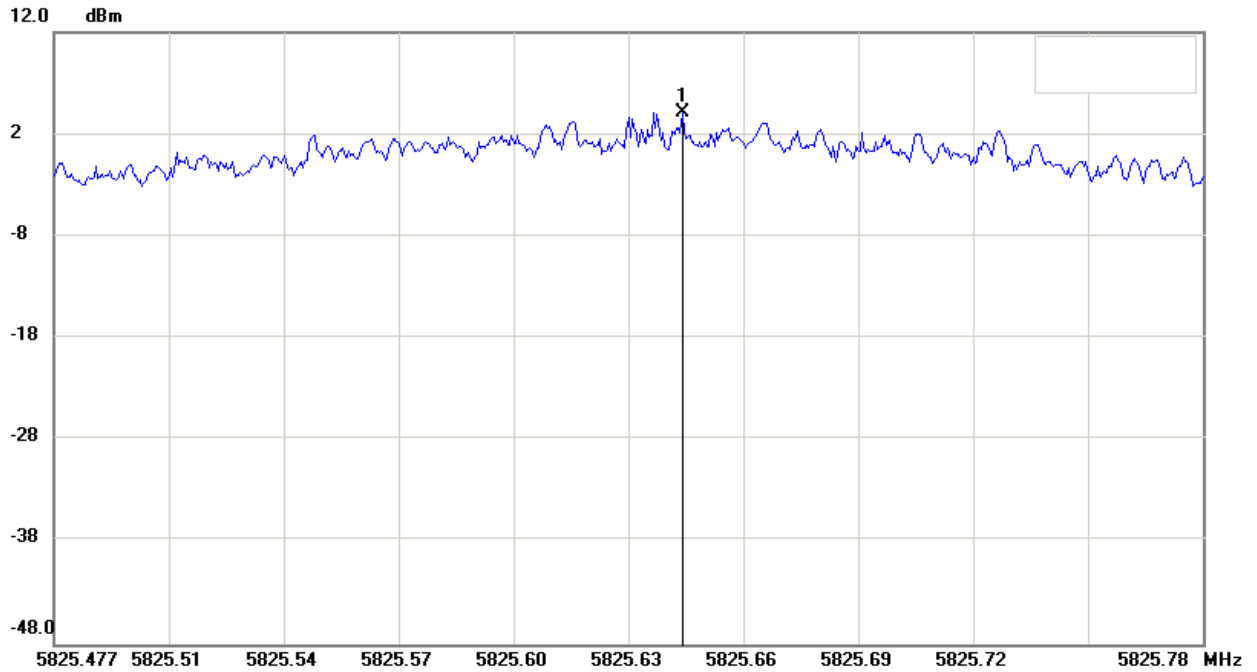
Condition:	Chain 0+Chain 1	RF Conducted
EUT:	Wi-Fi Invite Home Router	Sweep Time: 10000ms Att.: 30dB
Model:	RF-HTN104	RBW: 3 KHz VBW: 10 KHz
Test Mode:	Transmitting	
Note:	FCC-802.11a Channel 149-Power Density (PK)	

No.	Frequency(MHz)	Level(dBm)
1	5745.30710	4.04



Condition:	Chain 0+Chain 1	RF Conducted
EUT:	Wi-Fi Invite Home Router	Sweep Time: 10000ms Att.: 30dB
Model:	RF-HTN104	RBW: 3 KHz VBW: 10 KHz
Test Mode:	Transmitting	
Note:	FCC-802.11a Channel 157-Power Density (PK)	

No.	Frequency(MHz)	Level(dBm)
1	5785.30770	3.85

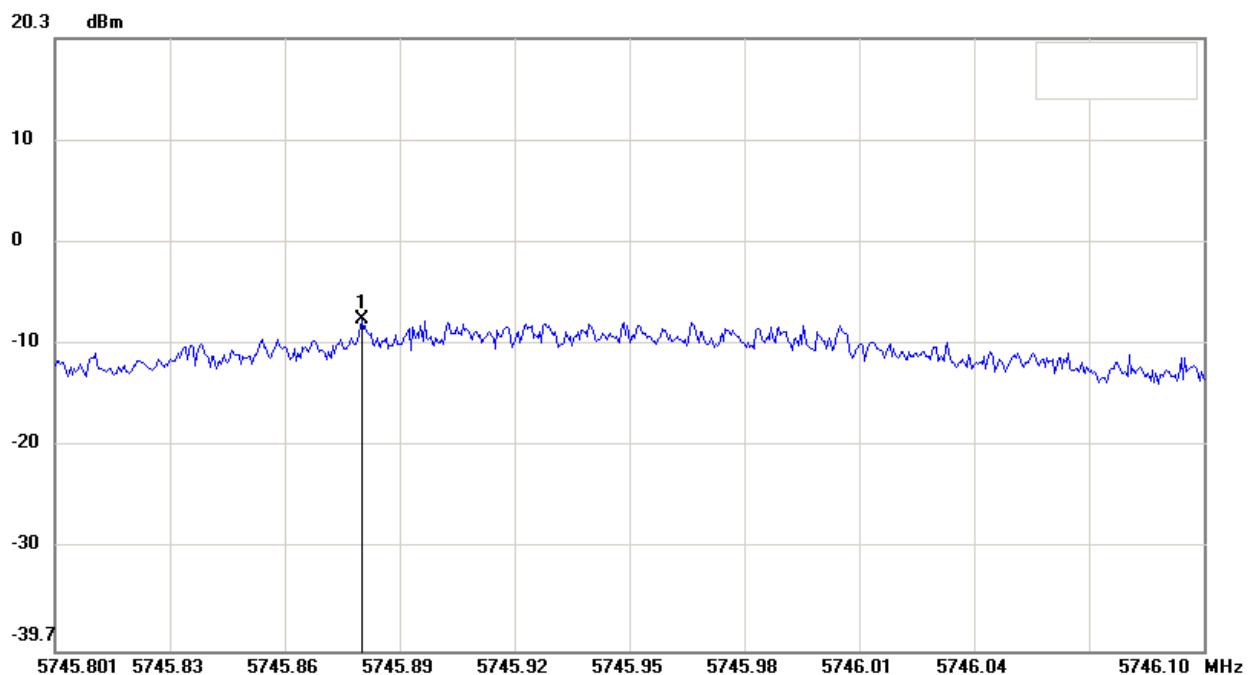


Condition:	Chain 0+Chain 1	RF Conducted
EUT:	Wi-Fi Invite Home Router	Sweep Time: 10000ms Att.: 10dB
Model:	RF-HTN104	RBW: 3 KHz VBW: 10 KHz
Test Mode:	Transmitting	
Note:	FCC-802.11a Channel 165-Power Density (PK)	

No.	Frequency(MHz)	Level(dBm)
1	5825.64100	4.14

Table 26: Test result of Power Spectral Density, 802.11an, HT20

Channel	Channel Frequency (MHz)	Power Spectral Density (dBm)			Limit (dBm)
		Chain 0	Chain 1	Total	
Low Channel	5745	-7.16	-7.49	-4.95	8
Mid Channel	5785	-6.54	-6.46	-5.52	8
High Channel	5825	-6.89	-7.98	-2.40	8



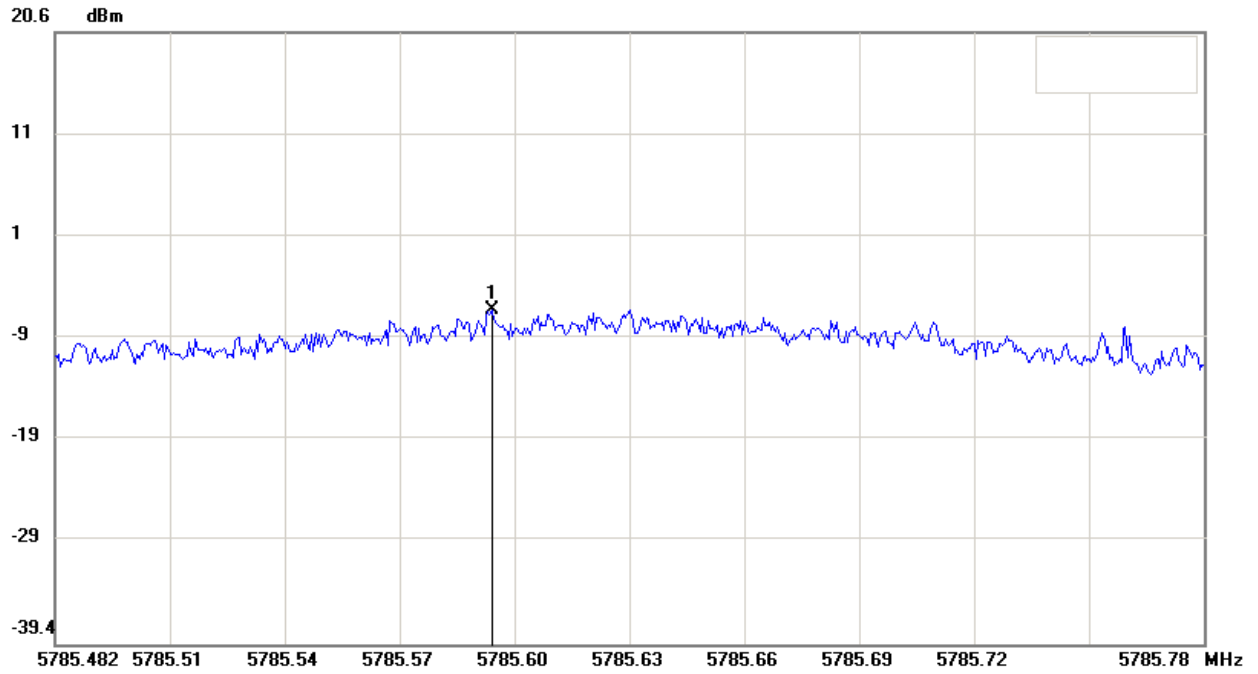
Condition:	Chain 0	RF Conducted
EUT:	Wi-Fi Invite Home Router	Sweep Time: 10000ms Att.: 30dB
Model:	RF-HTN104	RBW: 3 KHz VBW: 10 KHz
Test Mode:	Transmitting	
Note:	FCC-802.11an_HT20 Channel 149-Power Density (PK)	

No.	Frequency(MHz)	Level(dBm)
1	5745.8813	-7.16

Produkte
Products

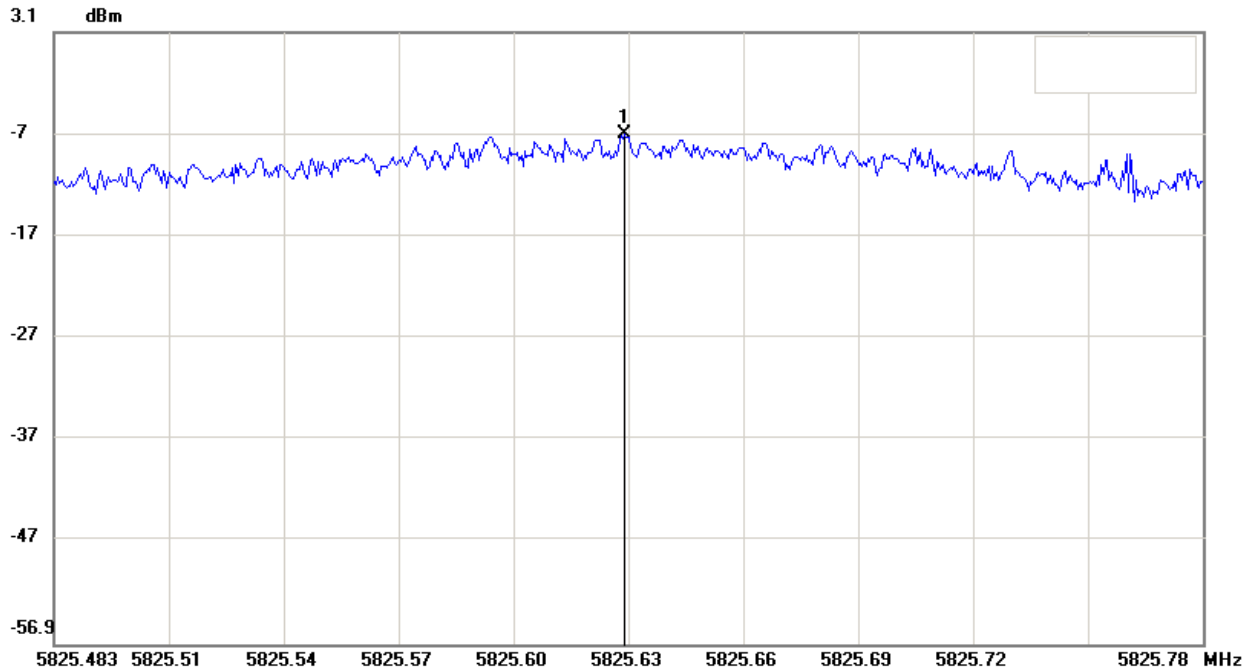
Prüfbericht - Nr.: 17018980 001
Test Report No.

Seite 202 von 283
Page 202 of 283



Condition: Chain 0 **RF Conducted**
EUT: Wi-Fi Invite Home Router **Sweep Time: 10000ms Att.: 30dB**
Model: RF-HTN104 **RBW: 3 KHz VBW: 10 KHz**
Test Mode: Transmitting
Note: FCC-802.11an_HT20 Channel 157-Power Density (PK)

No.	Frequency(MHz)	Level(dBm)
1	5785.5964	-6.54



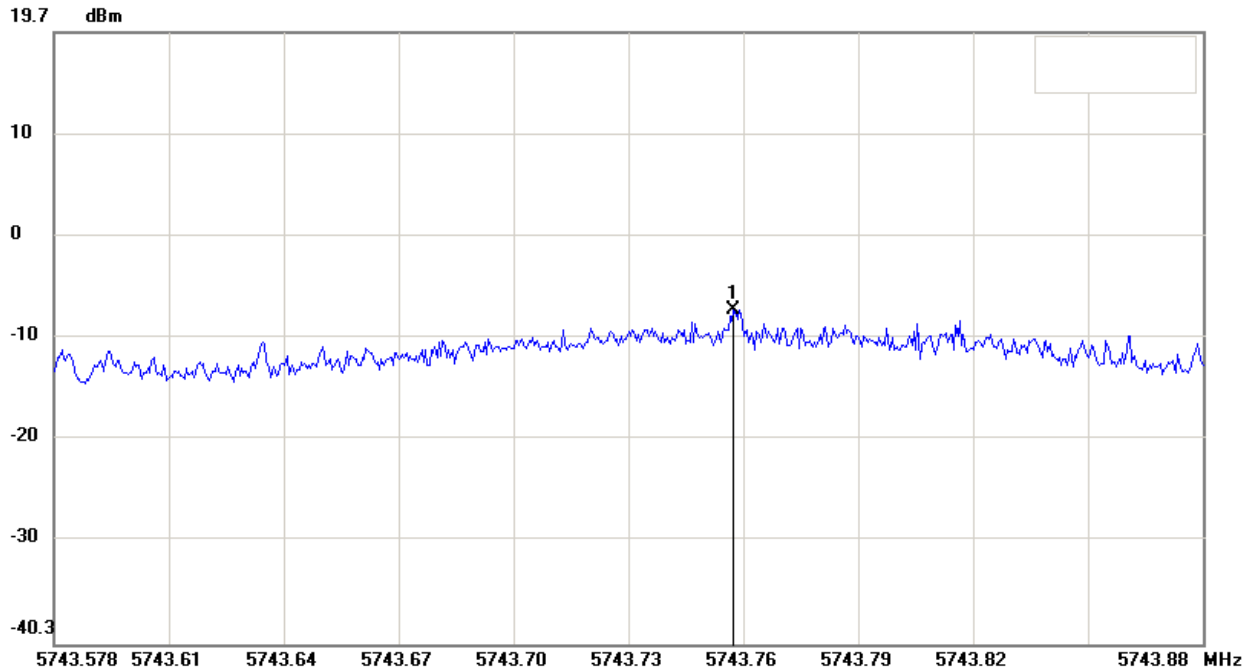
Condition:	Chain 0	RF Conducted
EUT:	Wi-Fi Invite Home Router	Sweep Time: 10000ms Att.: 10dB
Model:	RF-HTN104	RBW: 3 KHz VBW: 10 KHz
Test Mode:	Transmitting	
Note:	FCC-802.11an_HT20 Channel 165-Power Density (PK)	

No.	Frequency(MHz)	Level(dBm)
1	5825.6317	-6.89

Produkte
Products

Prüfbericht - Nr.: 17018980 001
Test Report No.

Seite 204 von 283
Page 204 of 283



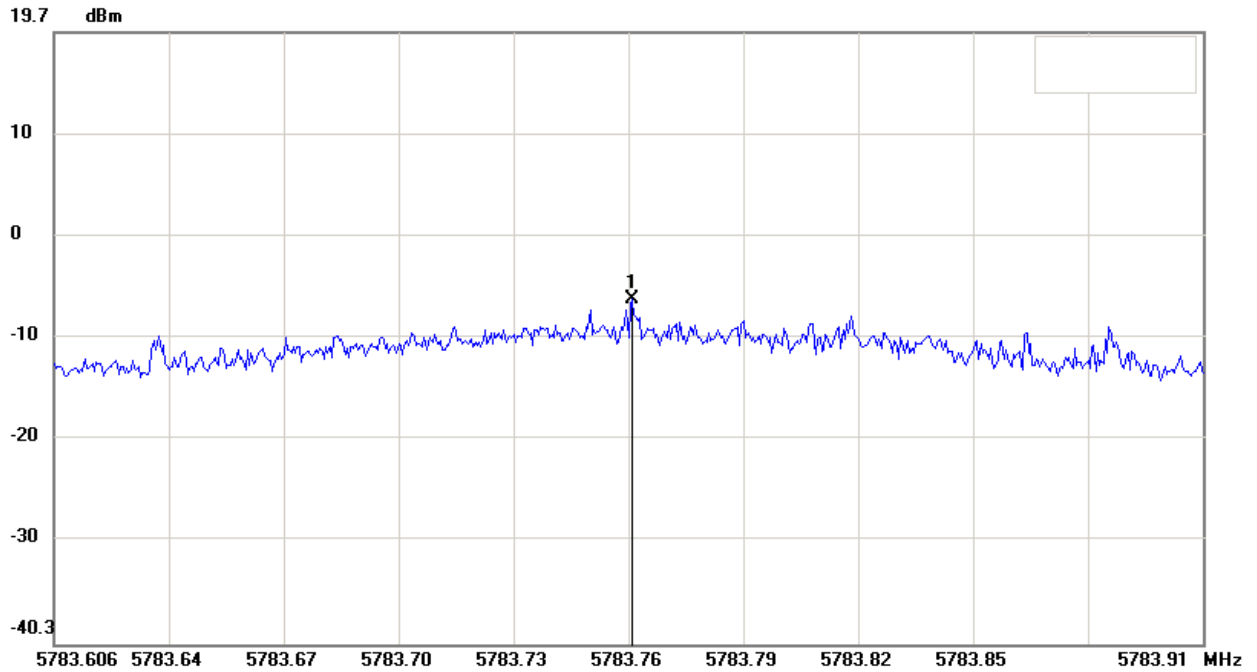
Condition: Chain 1 **RF Conducted**
EUT: Wi-Fi Invite Home Router **Sweep Time: 10000ms Att.: 20dB**
Model: RF-HTN104 **RBW: 3 KHz VBW: 10 KHz**
Test Mode: Transmitting
Note: FCC-802.11an_HT20 Channel 149-Power Density (PK)

No.	Frequency(MHz)	Level(dBm)
1	5743.7555	-7.49

Produkte
Products

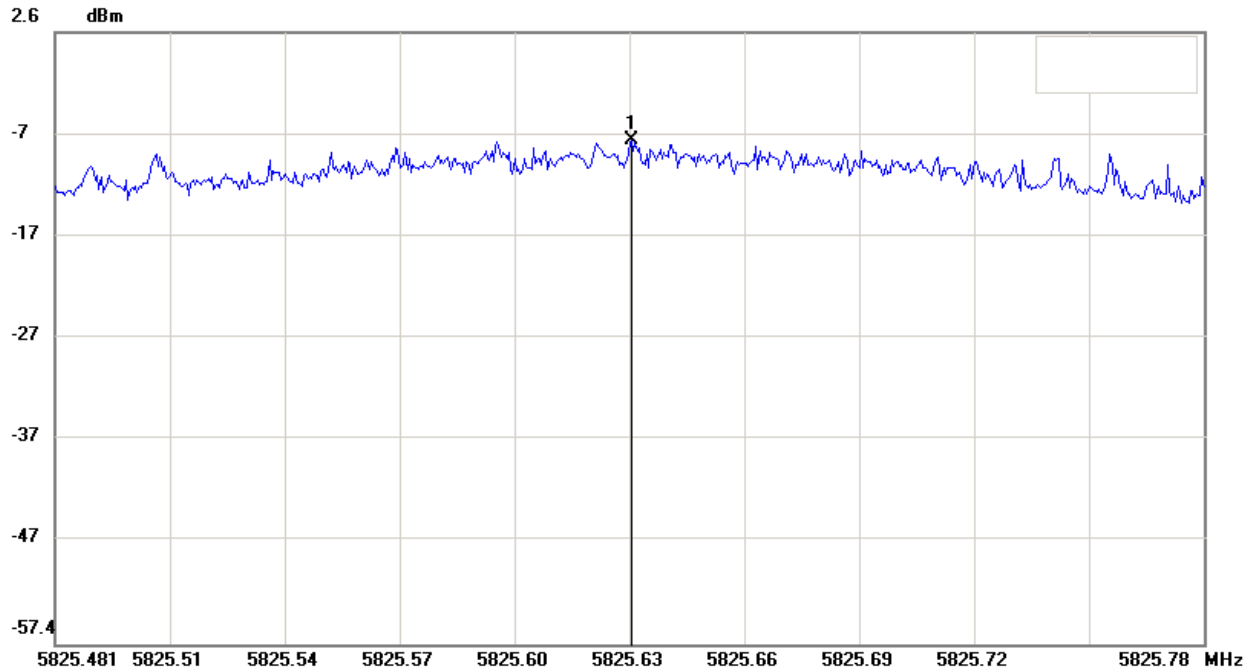
Prüfbericht - Nr.: 17018980 001
Test Report No.

Seite 205 von 283
Page 205 of 283



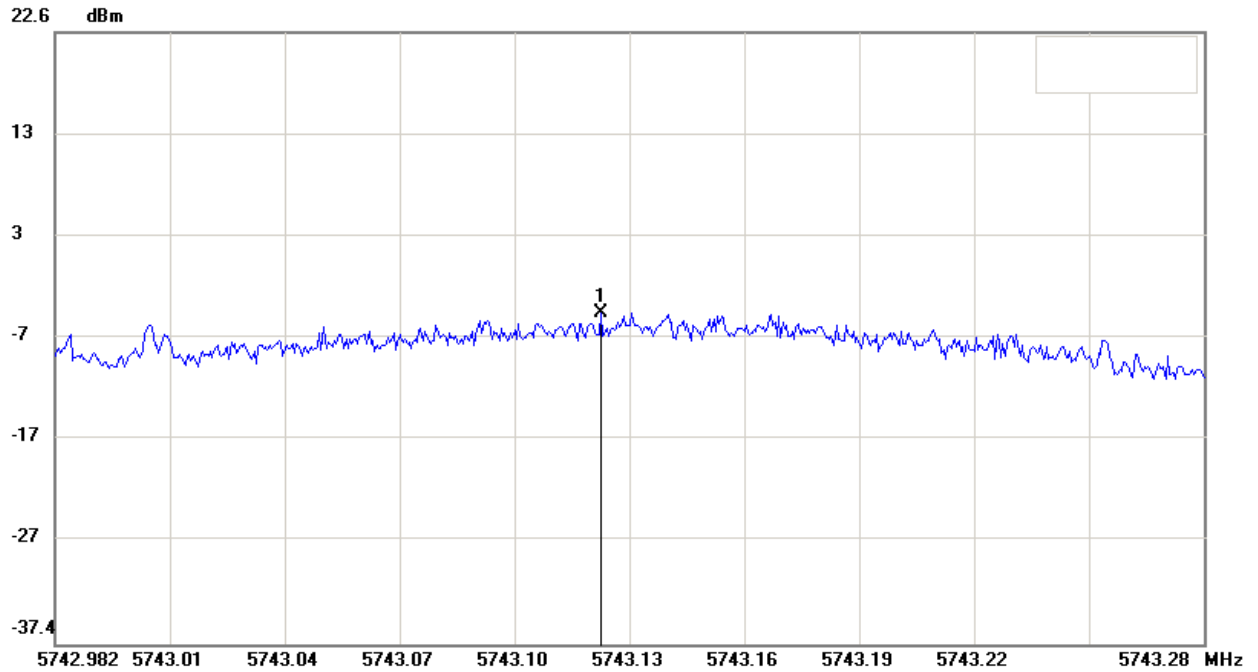
Condition:	Chain 1	RF Conducted
EUT:	Wi-Fi Invite Home Router	Sweep Time: 10000ms Att.: 20dB
Model:	RF-HTN104	RBW: 3 KHz VBW: 10 KHz
Test Mode:	Transmitting	
Note:	FCC-802.11an_HT20 Channel 157-Power Density (PK)	

No.	Frequency(MHz)	Level(dBm)
1	5783.7569	-6.46



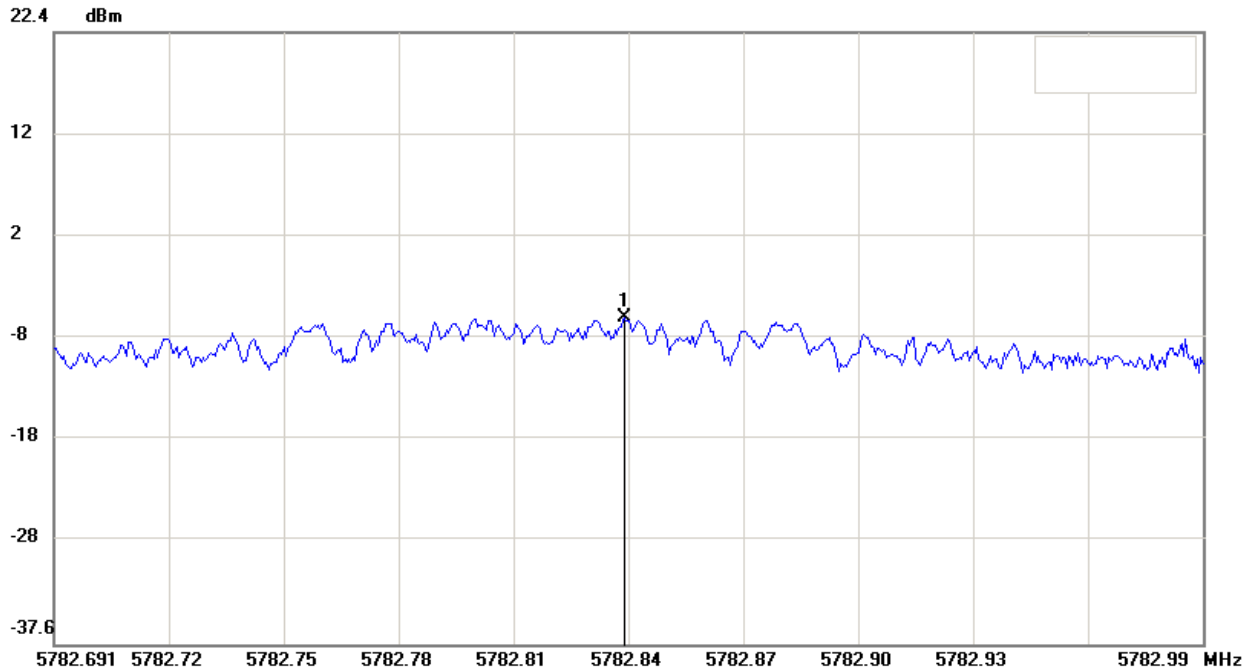
Condition:	Chain 1	RF Conducted
EUT:	Wi-Fi Invite Home Router	Sweep Time: 10000ms Att.: 10dB
Model:	RF-HTN104	RBW: 3 KHz VBW: 10 KHz
Test Mode:	Transmitting	
Note:	FCC-802.11an_HT20 Channel 165-Power Density (PK)	

No.	Frequency(MHz)	Level(dBm)
1	5825.6318	-7.98



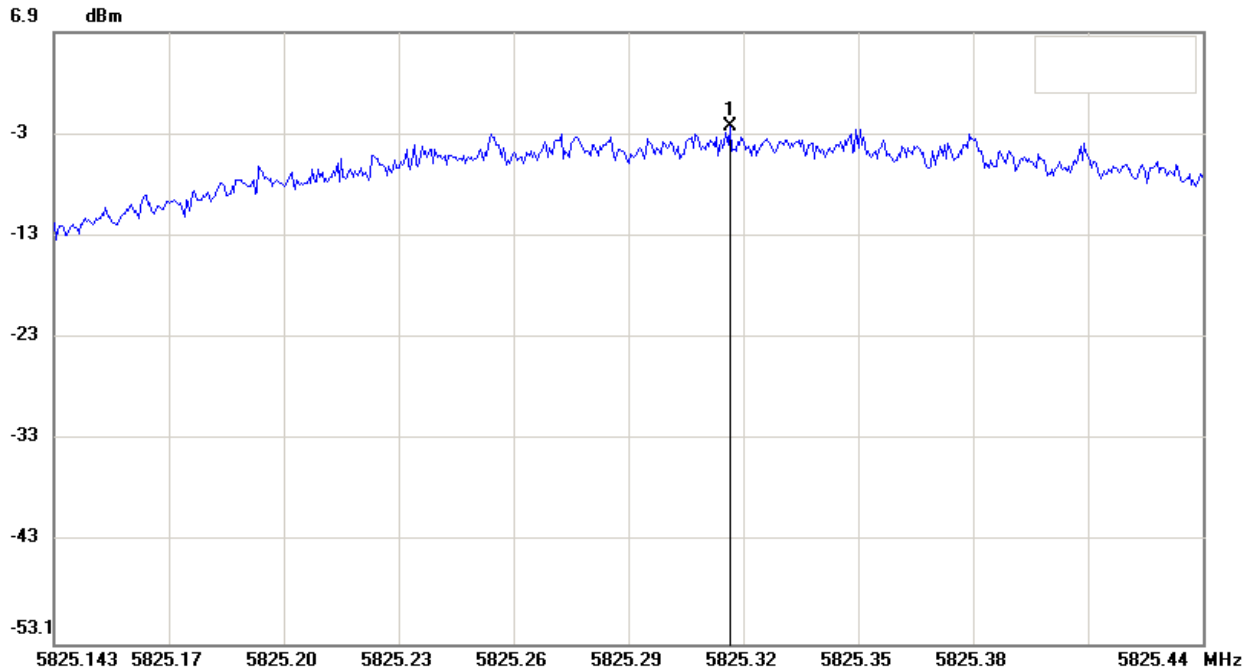
Condition:	Chain 0+Chain 1	RF Conducted
EUT:	Wi-Fi Invite Home Router	Sweep Time: 10000ms Att.: 20dB
Model:	RF-HTN104	RBW: 3 KHz VBW: 10 KHz
Test Mode:	Transmitting	
Note:	FCC-802.11an_HT20 Channel 149-Power Density (PK)	

No.	Frequency(MHz)	Level(dBm)
1	5743.1248	-4.95



Condition:	Chain 0+Chain 1	RF Conducted
EUT:	Wi-Fi Invite Home Router	Sweep Time: 10000ms Att.: 20dB
Model:	RF-HTN104	RBW: 3 KHz VBW: 10 KHz
Test Mode:	Transmitting	
Note:	FCC-802.11an_HT20 Channel 157-Power Density (PK)	

No.	Frequency(MHz)	Level(dBm)
1	5782.8401	-5.52

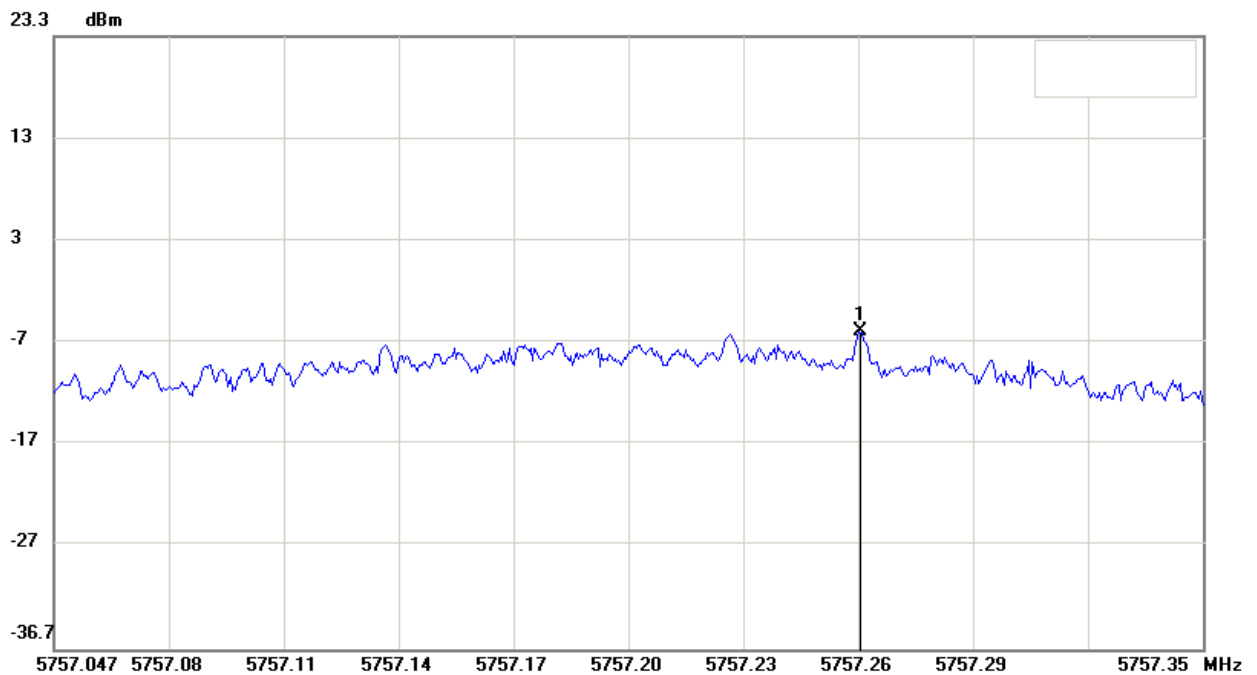


Condition:	Chain 0+Chain 1	RF Conducted
EUT:	Wi-Fi Invite Home Router	Sweep Time: 10000ms Att.: 10dB
Model:	RF-HTN104	RBW: 3 KHz VBW: 10 KHz
Test Mode:	Transmitting	
Note:	FCC-802.11an_HT20 Channel 165-Power Density (PK)	

No.	Frequency(MHz)	Level(dBm)
1	5825.3194	-2.40

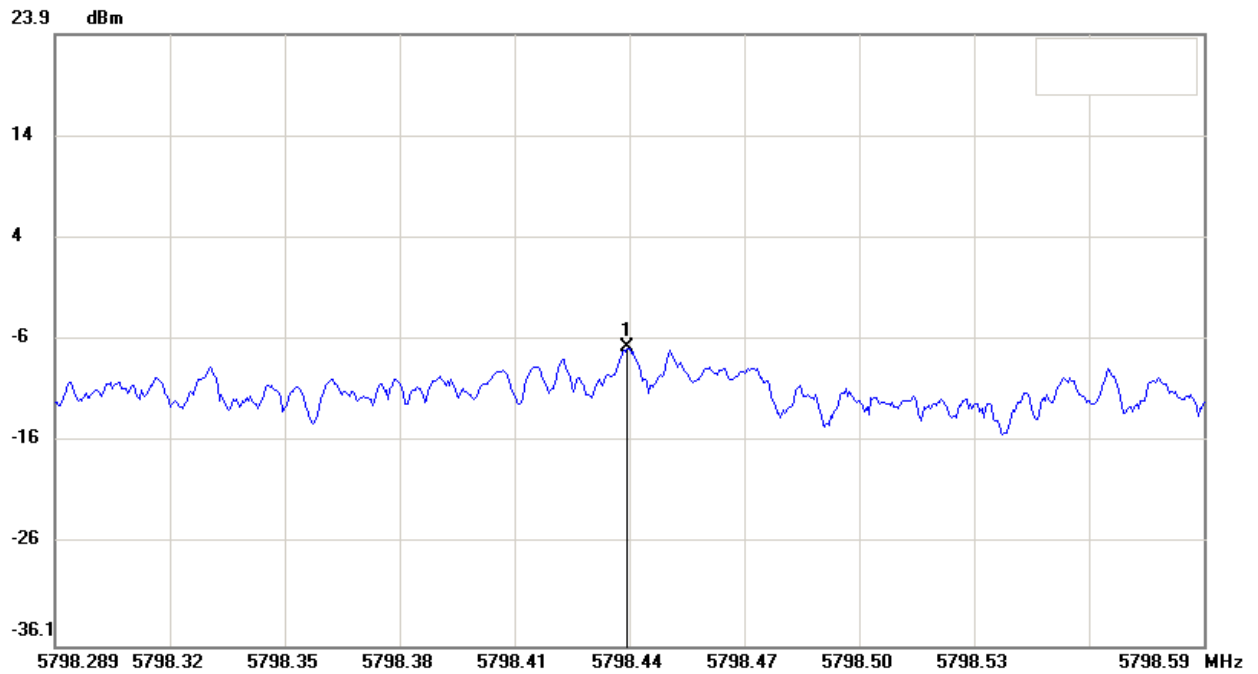
Table 27: Test result of Power Spectral Density, 802.11an, HT40

Channel	Channel Frequency (MHz)	Power Spectral Density (dBm)			Limit (dBm)
		Chain 0	Chain 1	Total	
Low Channel	5755	-5.59	-4.28	-3.27	8
High Channel	5795	-6.85	-6.50	-2.22	8



Condition:	Chain 0	RF Conducted
EUT:	Wi-Fi Invite Home Router	Sweep Time: 10000ms Att.: 30dB
Model:	RF-HTN104	RBW: 3 KHz VBW: 10 KHz
Test Mode:	Transmitting	
Note:	FCC-802.11an_HT40 Channel 151-Power Density (PK)	

No.	Frequency(MHz)	Level(dBm)
1	5757.25720	-5.59



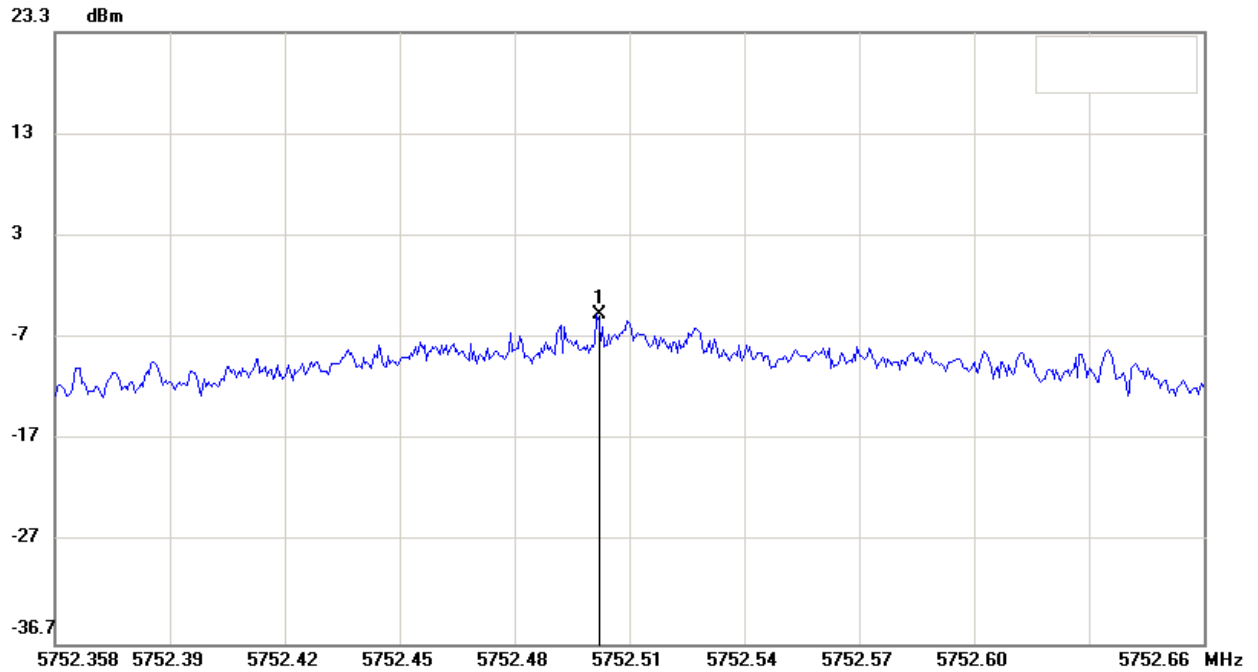
Condition:	Chain 0	RF Conducted
EUT:	Wi-Fi Invite Home Router	Sweep Time: 10000ms Att.: 30dB
Model:	RF-HTN104	RBW: 3 KHz VBW: 10 KHz
Test Mode:	Transmitting	
Note:	FCC-802.11an_HT40 Channel 159-Power Density (PK)	

No.	Frequency(MHz)	Level(dBm)
1	5798.43880	-6.85

Produkte
Products

Prüfbericht - Nr.: 17018980 001
Test Report No.

Seite 212 von 283
Page 212 of 283



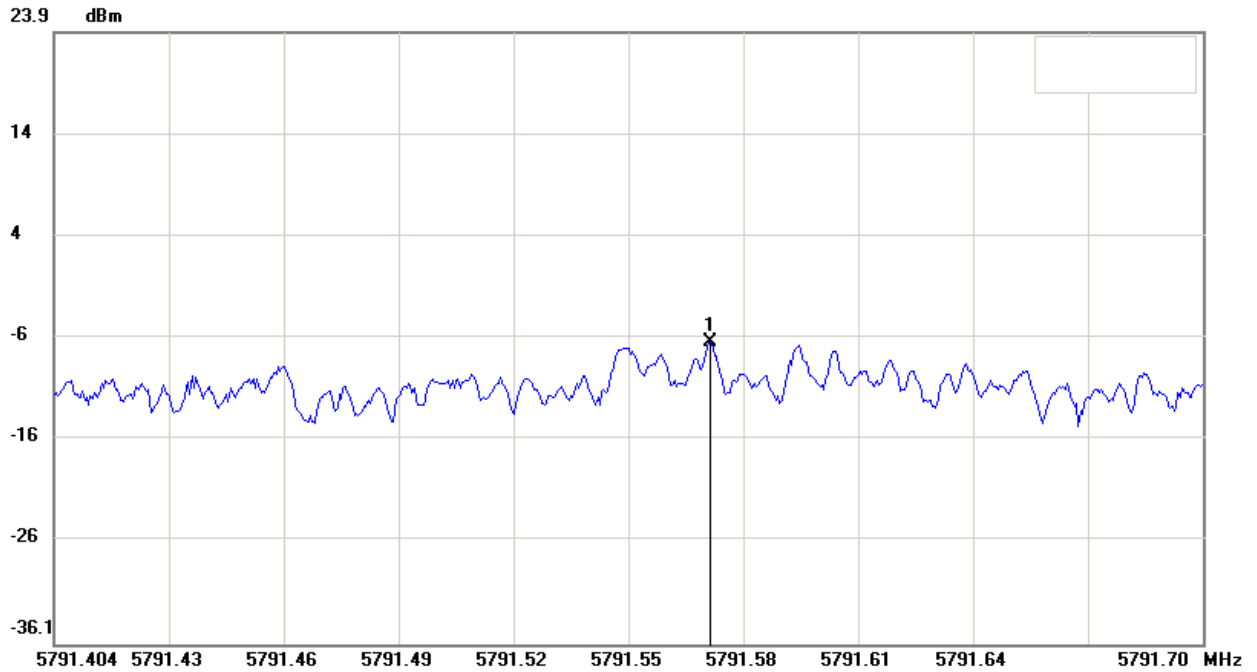
Condition:	Chain 1	RF Conducted
EUT:	Wi-Fi Invite Home Router	Sweep Time: 10000ms Att.: 30dB
Model:	RF-HTN104	RBW: 3 KHz VBW: 10 KHz
Test Mode:	Transmitting	
Note:	FCC-802.11an_HT40 Channel 151-Power Density (PK)	

No.	Frequency(MHz)	Level(dBm)
1	5752.49960	-4.28

Produkte
Products

Prüfbericht - Nr.: 17018980 001
Test Report No.

Seite 213 von 283
Page 213 of 283



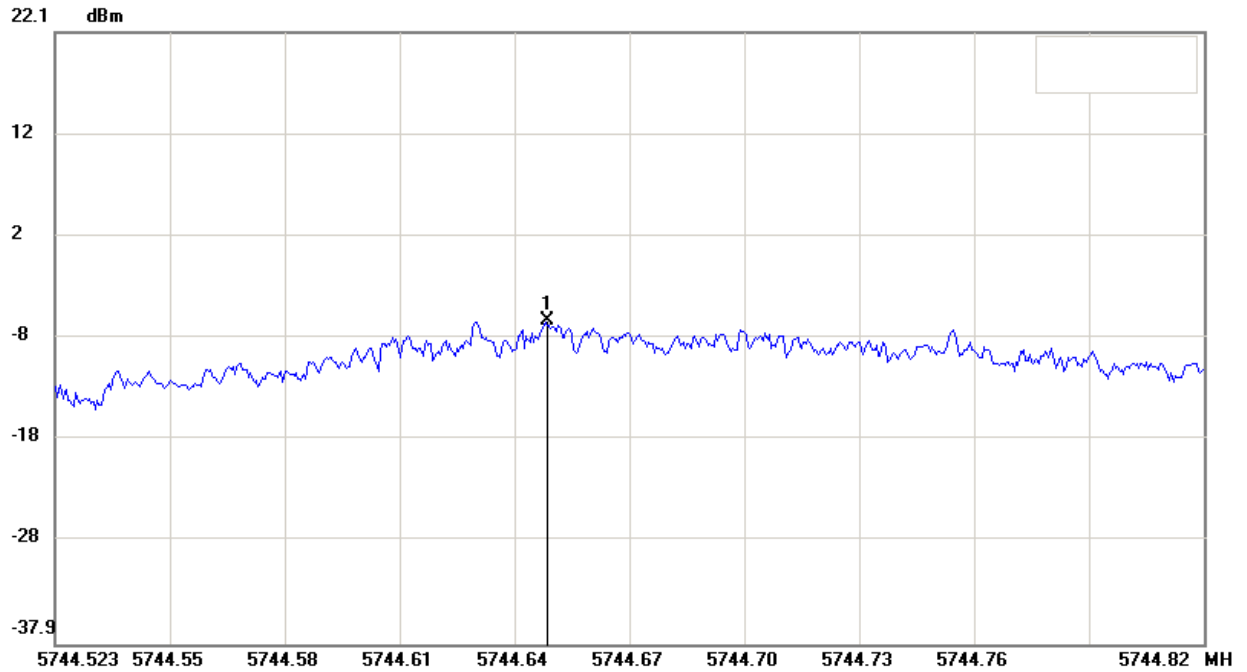
Condition:	Chain 1	RF Conducted
EUT:	Wi-Fi Invite Home Router	Sweep Time: 10000ms Att.: 30dB
Model:	RF-HTN104	RBW: 3 KHz VBW: 10 KHz
Test Mode:	Transmitting	
Note:	FCC-802.11an_HT40 Channel 159-Power Density (PK)	

No.	Frequency(MHz)	Level(dBm)
1	5791.57550	-6.50

Produkte
Products

Prüfbericht - Nr.: 17018980 001
Test Report No.

Seite 214 von 283
Page 214 of 283



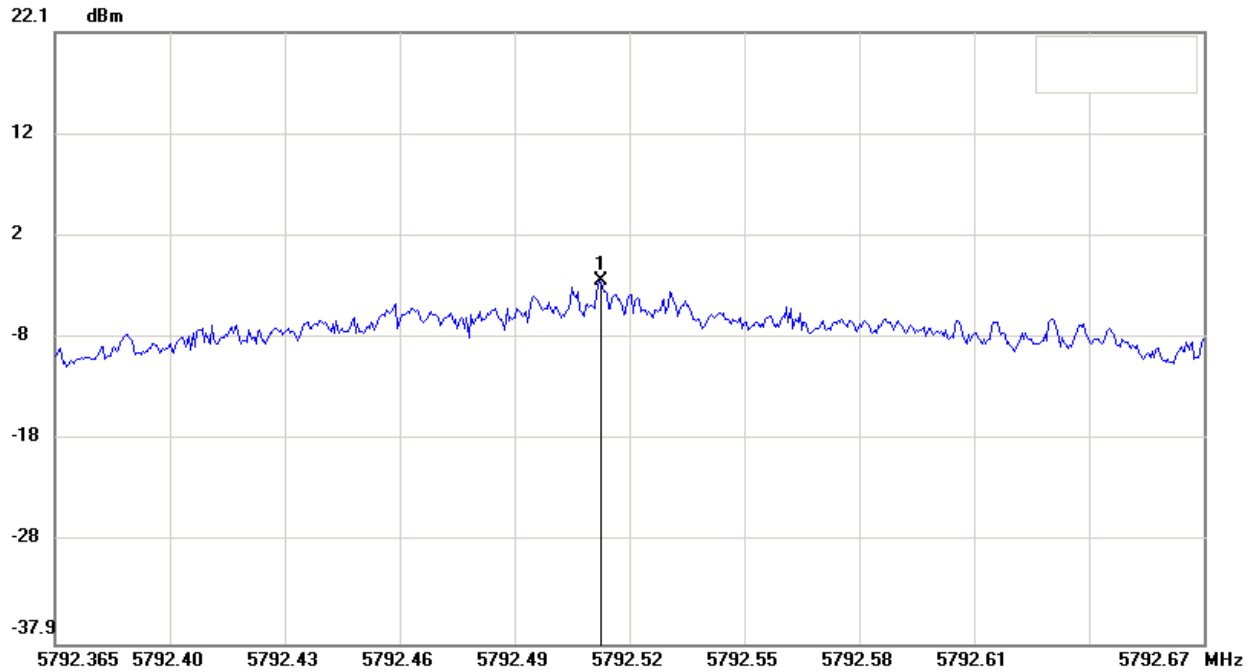
Condition:	Chain 0+Chain 1	RF Conducted
EUT:	Wi-Fi Invite Home Router	Sweep Time: 10000ms Att.: 20dB
Model:	RF-HTN104	RBW: 3 KHz VBW: 10 KHz
Test Mode:	Transmitting	
Note:	FCC-802.11an_HT40 Channel 151-Power Density (PK)	

No.	Frequency(MHz)	Level(dBm)
1	5744.65100	-3.27

Produkte
Products

Prüfbericht - Nr.: 17018980 001
Test Report No.

Seite 215 von 283
Page 215 of 283



Condition: Chain 0+Chain 1 **RF Conducted**
EUT: Wi-Fi Invite Home Router **Sweep Time: 10000ms Att.: 20dB**
Model: RF-HTN104 **RBW: 3 KHz VBW: 10 KHz**
Test Mode: Transmitting
Note: FCC-802.11an_HT40 Channel 159-Power Density (PK)

No.	Frequency(MHz)	Level(dBm)
1	5792.50750	-2.22

5.1.6 Spurious Emission

RESULT:**Passed**

Date of testing : 2010-12-29 to 2011-01-10
Test standard : FCC part 15.247(d)
Basic standard : ANSI C63.4: 2003
Limits : Refer to 15.209(a)
Kind of test site : 3m Semi-Anechoic Chamber

Test setup

Test Channel : Low/ Middle/ High
Operation mode : A, B
Ambient temperature : 20°C
Relative humidity : 56%
Atmospheric pressure : 101.0 kPa

Pre-test performed within frequency range 9kHz to 30Mhz, and the emissions level of below 30MHz are too far below the limit, hence test result below 30Mhz are omitted.

Refer to appendix 1 for details.

Table 28: Test result of Spurious Emissions, 802.11b
a) Channel 1

Fundamental Frequency: 2412 MHz

Frequency (MHz)	Reading (dBuV)				Factor (dB) Corr.	Result @3m (dBuV/m)		Limit @3m (dBuV/m)	
	H		V			Peak	Ave	Peak	Ave.
	Peak	Ave	Peak	Ave					
4824.000	---	---	---	---	-2.3	---	---	74.0	54.0
7236.000	---	---	---	---	-0.3	---	---	74.0	54.0
14472.000	---	---	---	---	8.8	---	---	74.0	54.0
19296.000	---	---	---	---	-6.4	---	---	74.0	54.0

b) Channel 6

Fundamental Frequency: 2437 MHz

Frequency (MHz)	Reading (dBuV)				Factor (dB) Corr.	Result @3m (dBuV/m)		Limit @3m (dBuV/m)	
	H		V			Peak	Ave	Peak	Ave.
	Peak	Ave	Peak	Ave					
4874.000	---	---	---	---	-2.3	---	---	74.0	54.0
7311.000	---	---	---	---	0.9	---	---	74.0	54.0
12185.000	---	---	---	---	4.2	---	---	74.0	54.0
19496.000	---	---	---	---	-6.4	---	---	74.0	54.0

c) Channel 11

Fundamental Frequency: 2462 MHz

Frequency (MHz)	Reading (dBuV)				Factor (dB) Corr.	Result @3m (dBuV/m)		Limit @3m (dBuV/m)	
	H		V			Peak	Ave	Peak	Ave.
	Peak	Ave	Peak	Ave					
4924.000	---	---	---	---	-2.3	---	---	74.0	54.0
7386.000	---	---	---	---	0.9	---	---	74.0	54.0
12310.000	---	---	---	---	4.4	---	---	74.0	54.0
19696.000	---	---	---	---	-6.4	---	---	74.0	54.0
22158.000	---	---	---	---	-4.5	---	---	74.0	54.0

Note :

1. Item of margin shown in above table refers to average limit.
2. Remark "---" means that the emissions level is too low to be measured.

Table 29: Test result of Spurious Emissions, 802.11g
a) Channel 1

Fundamental Frequency: 2412 MHz

Frequency (MHz)	Reading (dBuV)				Factor (dB) Corr.	Result @3m (dBuV/m)		Limit @3m (dBuV/m)	
	H		V			Peak	Ave	Peak	Ave.
	Peak	Ave	Peak	Ave					
4824.000	---	---	---	---	-2.3	---	---	74.0	54.0
7236.000	---	---	---	---	-0.3	---	---	74.0	54.0
9648.000	---	---	---	---	2.0	---	---	74.0	54.0
19296.000	---	---	---	---	-6.4	---	---	74.0	54.0

b) Channel 6

Fundamental Frequency: 2437 MHz

Frequency (MHz)	Reading (dBuV)				Factor (dB) Corr.	Result @3m (dBuV/m)		Limit @3m (dBuV/m)	
	H		V			Peak	Ave	Peak	Ave.
	Peak	Ave	Peak	Ave					
4874.000	---	---	---	---	-2.3	---	---	74.0	54.0
7311.000	---	---	---	---	0.9	---	---	74.0	54.0
9748.000	---	---	---	---	2.3	---	---	74.0	54.0
19496.000	---	---	---	---	-6.4	---	---	74.0	54.0

c) Channel 11

Fundamental Frequency: 2462 MHz

Frequency (MHz)	Reading (dBuV)				Factor (dB) Corr.	Result @3m (dBuV/m)		Limit @3m (dBuV/m)	
	H		V			Peak	Ave	Peak	Ave.
	Peak	Ave	Peak	Ave					
4924.000	---	---	---	---	-2.3	---	---	74.0	54.0
7386.000	---	---	---	---	0.9	---	---	74.0	54.0
9848.000	---	---	---	---	2.3	---	---	74.0	54.0
19696.000	---	---	---	---	-6.4	---	---	74.0	54.0
22158.000	---	---	---	---	-4.5	---	---	74.0	54.0

Note :

1. Item of margin shown in above table refers to average limit.
2. Remark "---" means that the emissions level is too low to be measured.

Table 30: Test result of Spurious Emissions, 802.11gn, HT20
a) Channel 1

Fundamental Frequency: 2412 MHz

Frequency (MHz)	Reading (dBuV)				Factor (dB) Corr.	Result @3m (dBuV/m)		Limit @3m (dBuV/m)	
	H		V			Peak	Ave	Peak	Ave.
	Peak	Ave	Peak	Ave					
4824.000	---	---	---	---	-2.3	---	---	74.0	54.0
7236.000	---	---	---	---	-0.3	---	---	74.0	54.0
9648.000	---	---	---	---	2.0	---	---	74.0	54.0
19296.000	---	---	---	---	-6.4	---	---	74.0	54.0

b) Channel 6

Fundamental Frequency: 2437 MHz

Frequency (MHz)	Reading (dBuV)				Factor (dB) Corr.	Result @3m (dBuV/m)		Limit @3m (dBuV/m)	
	H		V			Peak	Ave	Peak	Ave.
	Peak	Ave	Peak	Ave					
4874.000	---	---	---	---	-2.3	---	---	74.0	54.0
7311.000	---	---	---	---	0.9	---	---	74.0	54.0
12185.000	---	---	---	---	4.2	---	---	74.0	54.0
19496.000	---	---	---	---	-6.4	---	---	74.0	54.0

c) Channel 11

Fundamental Frequency: 2462 MHz

Frequency (MHz)	Reading (dBuV)				Factor (dB) Corr.	Result @3m (dBuV/m)		Limit @3m (dBuV/m)	
	H		V			Peak	Ave	Peak	Ave.
	Peak	Ave	Peak	Ave					
4924.000	---	---	---	---	-2.3	---	---	74.0	54.0
7386.000	---	---	---	---	0.9	---	---	74.0	54.0
12310.000	---	---	---	---	4.4	---	---	74.0	54.0
19696.000	---	---	---	---	-6.4	---	---	74.0	54.0
22158.000	---	---	---	---	-4.5	---	---	74.0	54.0

Note :

1. Item of margin shown in above table refers to average limit.
2. Remark "----" means that the emissions level is too low to be measured.

Table 31: Test result of Spurious Emissions, 802.11gn, HT40
a) Channel 3

Fundamental Frequency: 2422 MHz

Frequency (MHz)	Reading (dBuV)				Factor (dB) Corr.	Result @3m (dBuV/m)		Limit @3m (dBuV/m)	
	H		V			Peak	Ave	Peak	Ave.
	Peak	Ave	Peak	Ave					
4844.000	---	---	---	---	-2.3	---	---	74.0	54.0
7266.000	---	---	---	---	0.9	---	---	74.0	54.0
9688.000	---	---	---	---	2.0	---	---	74.0	54.0
19376.000	---	---	---	---	-6.4	---	---	74.0	54.0

b) Channel 6

Fundamental Frequency: 2437 MHz

Frequency (MHz)	Reading (dBuV)				Factor (dB) Corr.	Result @3m (dBuV/m)		Limit @3m (dBuV/m)	
	H		V			Peak	Ave	Peak	Ave.
	Peak	Ave	Peak	Ave					
4874.000	---	---	---	---	-2.3	---	---	74.0	54.0
7311.000	---	---	---	---	0.9	---	---	74.0	54.0
9748.000	---	---	---	---	2.3	---	---	74.0	54.0
19496.000	---	---	---	---	-6.4	---	---	74.0	54.0

c) Channel 9

Fundamental Frequency: 2452 MHz

Frequency (MHz)	Reading (dBuV)				Factor (dB) Corr.	Result @3m (dBuV/m)		Limit @3m (dBuV/m)	
	H		V			Peak	Ave	Peak	Ave.
	Peak	Ave	Peak	Ave					
4904.000	---	---	---	---	-2.3	---	---	74.0	54.0
7356.000	---	---	---	---	0.9	---	---	74.0	54.0
9808.000	---	---	---	---	2.3	---	---	74.0	54.0
19616.000	---	---	---	---	-6.4	---	---	74.0	54.0
22068.000	---	---	---	---	-4.5	---	---	74.0	54.0

Note :

1. Item of margin shown in above table refers to average limit.
2. Remark "---" means that the emissions level is too low to be measured.

Table 32: Test result of Spurious Emissions, 802.11a

a) Channel 149
 Fundamental Frequency: 5745 MHz

Frequency (MHz)	Reading (dBuV)				Factor (dB) Corr.	Result @3m (dBuV/m)		Limit @3m (dBuV/m)	
	H		V			Peak	Ave	Peak	Ave.
	Peak	Ave	Peak	Ave					
11450.000	---	---	---	---	4.3	---	---	74.0	54.0
17175.000	---	---	---	---	7.4	---	---	74.0	54.0

b) Channel 157
 Fundamental Frequency: 5785 MHz

Frequency (MHz)	Reading (dBuV)				Factor (dB) Corr.	Result @3m (dBuV/m)		Limit @3m (dBuV/m)	
	H		V			Peak	Ave	Peak	Ave.
	Peak	Ave	Peak	Ave					
11570.000	---	---	---	---	4.3	---	---	74.0	54.0
17355.000	---	---	---	---	10.1	---	---	74.0	54.0

c) Channel 165
 Fundamental Frequency: 5825 MHz

Frequency (MHz)	Reading (dBuV)				Factor (dB) Corr.	Result @3m (dBuV/m)		Limit @3m (dBuV/m)	
	H		V			Peak	Ave	Peak	Ave.
	Peak	Ave	Peak	Ave					
11650.000	---	---	---	---	4.3	---	---	74.0	54.0
17475.000	---	---	---	---	10.1	---	---	74.0	54.0

Note :

1. Item of margin shown in above table refers to average limit.
2. Remark "---" means that the emissions level is too low to be measured.

Table 33: Test result of Spurious Emissions, 802.11an, HT20

a) Channel 149
 Fundamental Frequency: 5725 MHz

Frequency (MHz)	Reading (dBuV)				Factor (dB) Corr.	Result @3m (dBuV/m)		Limit @3m (dBuV/m)	
	H		V			Peak	Ave	Peak	Ave.
	Peak	Ave	Peak	Ave					
11450.000	---	---	---	---	4.3	---	---	74.0	54.0
17175.000	---	---	---	---	7.4	---	---	74.0	54.0

b) Channel 157
 Fundamental Frequency: 5785 MHz

Frequency (MHz)	Reading (dBuV)				Factor (dB) Corr.	Result @3m (dBuV/m)		Limit @3m (dBuV/m)	
	H		V			Peak	Ave	Peak	Ave.
	Peak	Ave	Peak	Ave					
11570.000	---	---	---	---	4.3	---	---	74.0	54.0
17355.000	---	---	---	---	10.1	---	---	74.0	54.0

c) Channel 165
 Fundamental Frequency: 5825 MHz

Frequency (MHz)	Reading (dBuV)				Factor (dB) Corr.	Result @3m (dBuV/m)		Limit @3m (dBuV/m)	
	H		V			Peak	Ave	Peak	Ave.
	Peak	Ave	Peak	Ave					
11650.000	---	---	---	---	4.3	---	---	74.0	54.0
17475.000	---	---	---	---	10.1	---	---	74.0	54.0

Note :

1. Item of margin shown in above table refers to average limit.
2. Remark "---" means that the emissions level is too low to be measured.

Table 34: Test result of Spurious Emissions, 802.11an, HT40

a) Channel 151
 Fundamental Frequency: 5755 MHz

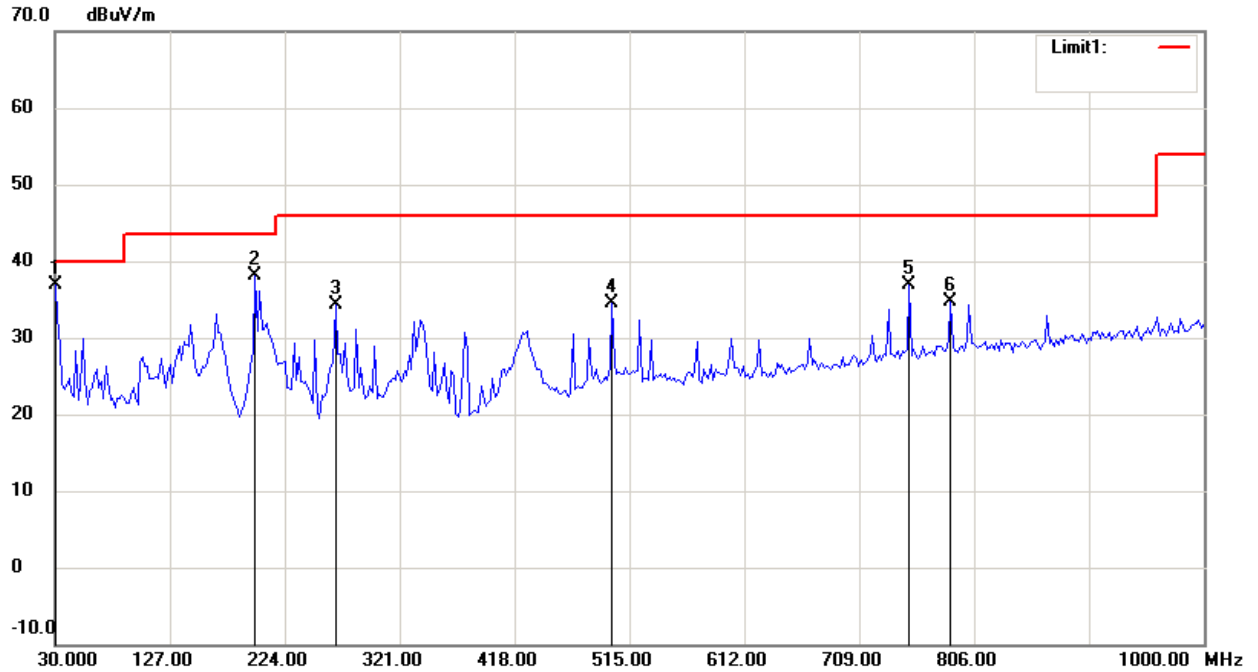
Frequency (MHz)	Reading (dBUV)				Factor (dB) Corr.	Result @3m (dBUV/m)		Limit @3m (dBUV/m)	
	H		V			Peak	Ave	Peak	Ave.
	Peak	Ave	Peak	Ave				Peak	Ave.
11510.000	59.6	44.1	64.8	49.1	4.4	69.2	53.5	74.0	54.0
17265.000	---	---	---	---	8.93	---	---	74.0	54.0

b) Channel 159
 Fundamental Frequency: 5795 MHz

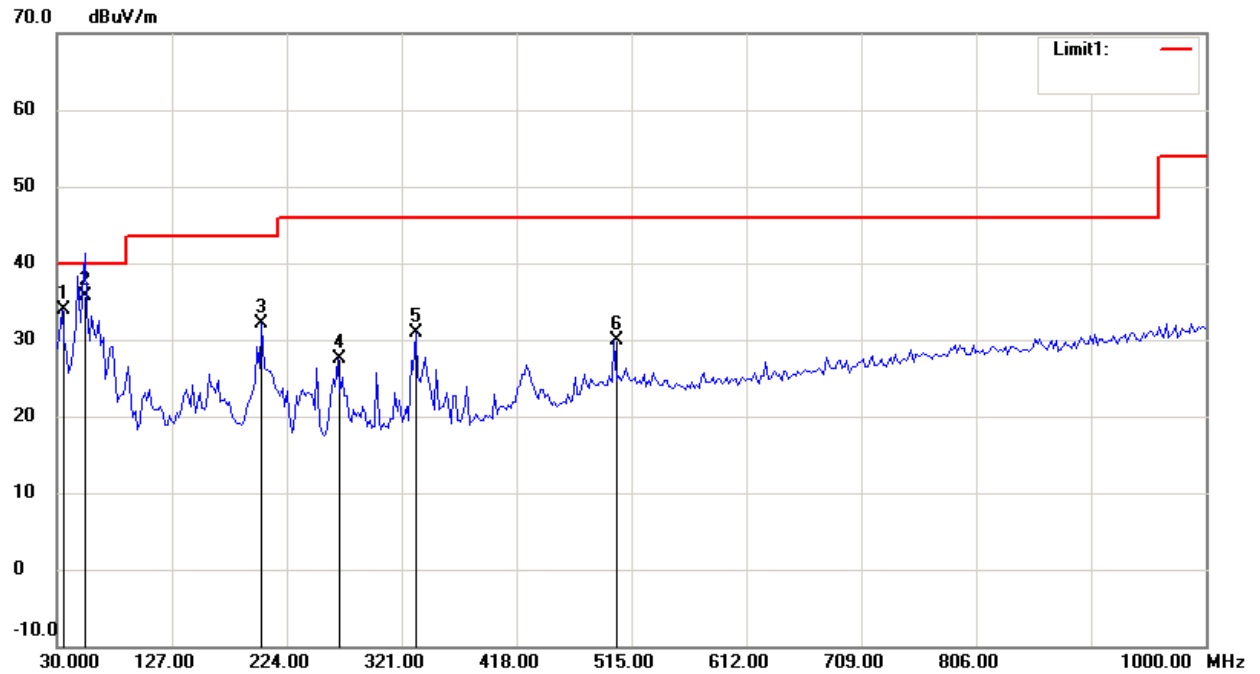
Frequency (MHz)	Reading (dBUV)				Factor (dB) Corr.	Result @3m (dBUV/m)		Limit @3m (dBUV/m)	
	H		V			Peak	Ave	Peak	Ave.
	Peak	Ave	Peak	Ave				Peak	Ave.
11590.000	59.8	44.3	64.2	49.2	4.4	68.6	53.6	74.0	54.0
17385.000	---	---	---	---	9.58	---	---	74.0	54.0

Note :

1. Item of margin shown in above table refer to average limit.
2. Remark "---" means that the emissions level is too low to be measured.

Table 35: Test result of Radiated Emissions below 1GHz, Horizontal polarization


No.	Frequency	Reading	Detector	Corrected	Result	Limit	Margin
	(MHz)	(dBuV/m)		dB/m	(dBuV/m)	(dBuV/m)	(dB)
1	30.0000	17.11	peak	19.84	36.95	40.00	-3.05
2	199.1182	20.17	peak	17.90	38.07	43.50	-5.43
3	267.1543	18.74	peak	15.58	34.32	46.00	-11.68
4	500.4208	11.54	peak	23.03	34.57	46.00	-11.43
5	751.1824	11.35	peak	25.57	36.92	46.00	-9.08
6	786.1723	8.68	peak	26.04	34.72	46.00	-11.28

Table 36: Test result of Radiated Emissions below 1GHz, Vertical polarization


No.	Frequency	Reading	Detector	Corrected	Result	Limit	Margin
	(MHz)	(dBuV/m)		dB/m	(dBuV/m)	(dBuV/m)	(dB)
1	33.8878	15.51	peak	18.39	33.90	40.00	-6.10
2	53.3267	26.51	QP	9.16	35.67	40.00	-4.33
3	203.0060	17.71	peak	14.44	32.15	43.50	-11.35
4	267.1543	11.86	peak	15.56	27.42	46.00	-18.58
5	333.2465	13.88	peak	17.09	30.97	46.00	-15.03
6	500.4208	9.17	peak	20.75	29.92	46.00	-16.08

Table 37: Test result of Radiated Emissions above 1GHz

Frequency (MHz)	Ant-Pol H/V	Meter Reading (dBuV)	Corrected Factor (dB)	Result @3m (dBuV/m)	Limit @3m (dBuV/m)	Margin (dB)
Radiated emission frequencies above 1 GHz to 25 GHz were too low to be measured.						

Table 38: Test result of Spurious Emissions in restrict band

a) 802.11b

Operation Channel	Test Frequency (MHz)	Reading (dBuV)				Factor (dB) Corr.	Result @3m (dBuV/m)		Limit @3m (dBuV/m)	
		H		V			Peak	Ave	Peak	Ave.
		Peak	Ave	Peak	Ave					
1	2390.000	18.51	7.96	29.68	11.84	29.8	59.48	41.64	74	54
11	2483.500	18.43	7.78	29.24	11.23	29.8	59.04	41.03	74	54

b) 802.11g

Operation Channel	Test Frequency (MHz)	Reading (dBuV)				Factor (dB) Corr.	Result @3m (dBuV/m)		Limit @3m (dBuV/m)	
		H		V			Peak	Ave	Peak	Ave.
		Peak	Ave	Peak	Ave					
1	2390.000	24.76	11.16	41.62	23.74	29.8	71.42	53.54	74	54
11	2483.500	18.69	11.03	35.12	23.09	29.8	64.92	52.89	74	54

Note :

1. Remark "---" means that the emissions level is too low to be measured.
2. The result is the highest value of radiated emission from restrict band of 2310 ~ 2390 MHz and 2483.5 ~ 2500 MHz.

c) 802.11gn, HT20

Operation Channel	Test Frequency (MHz)	Reading (dBuV)				Factor (dB) Corr.	Result @3m (dBuV/m)		Limit @3m (dBuV/m)	
		H		V			Peak	Ave	Peak	Ave.
		Peak	Ave	Peak	Ave					
1	2390.000	24.39	11.46	39.21	22.13	29.8	69.01	51.93	74	54
11	2483.500	17.36	11.22	34.28	22.05	29.8	64.08	51.85	74	54

d) 802.11gn, HT40

Operation Channel	Test Frequency (MHz)	Reading (dBuV)				Factor (dB) Corr.	Result @3m (dBuV/m)		Limit @3m (dBuV/m)	
		H		V			Peak	Ave	Peak	Ave.
		Peak	Ave	Peak	Ave					
3	2390.000	29.21	10.49	40.23	22.02	29.8	70.03	51.82	74	54
9	2483.500	29.36	10.28	40.01	23.23	29.8	69.81	53.03	74	54

Note :

1. Remark "---" means that the emissions level is too low to be measured.
2. The result is the highest value of radiated emission from restrict band of 2310 ~ 2390 MHz and 2483.5 ~ 2500 MHz.

Prüfbericht - Nr.: 17018980 001

Test Report No.

Seite 227 von 283

Page 227 of 283

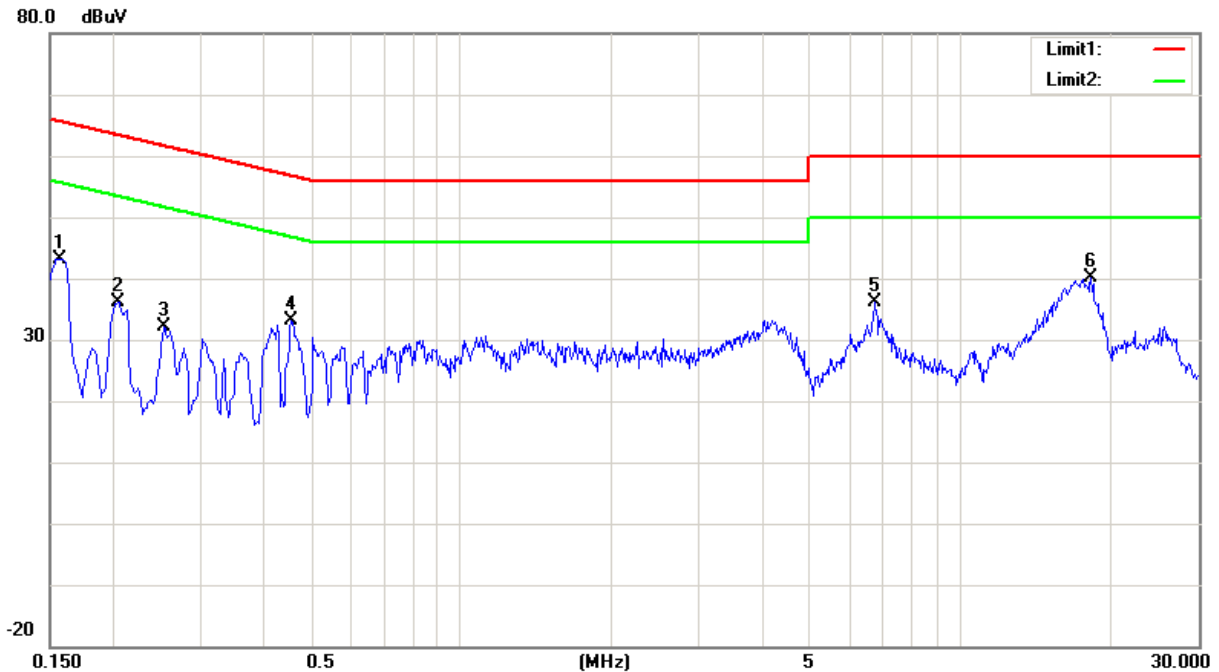
5.1.7 Conducted emissions

RESULT:**Passed**

Date of testing : 2010-12-29 to 2011-01-10
Test standard : FCC Part 15.207(a)
Basic standard : ANSI C63.4: 2003
Frequency range : 0.15 – 30MHz
Limits : FCC Part 15.207(a)
Kind of test site : Shield room

Test setup

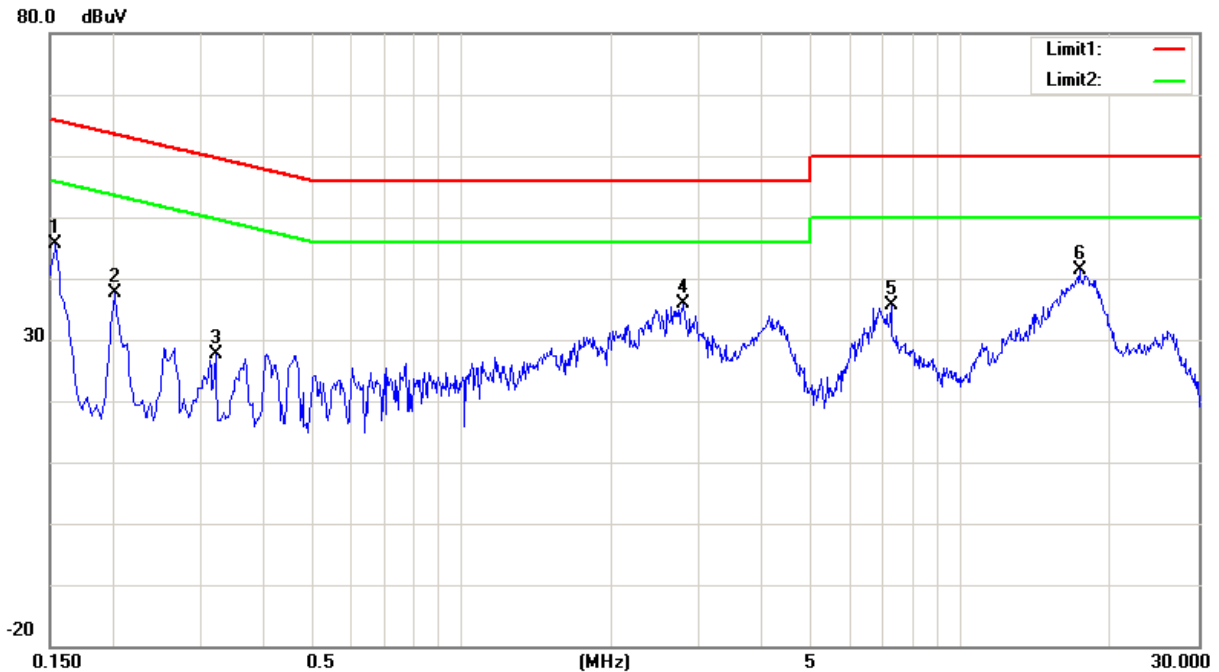
Input Voltage : DC 8V (via AC/DC Adaptor)
Operation Mode : A&B&C
Earthing : Not Connected
Ambient temperature : 20°C
Relative humidity : 56%
Atmospheric pressure : 101.0 kPa


Condition:
Phase:
L1

No.	Frequency (MHz)	Reading (dBuV)	Detector	Corrected dB	Result (dBuV)	Limit (dBuV)	Margin (dB)
1	0.1580	33.56	peak	9.66	43.22	65.57	-22.35
2	0.2060	26.51	peak	9.65	36.16	63.37	-27.21
3	0.2540	22.50	peak	9.65	32.15	61.63	-29.48
4	0.4580	23.41	peak	9.66	33.07	56.73	-23.66
5	6.7660	26.23	peak	9.79	36.02	60.00	-23.98
6	18.2420	30.23	peak	10.01	40.24	60.00	-19.76

Note:

1. "****" means the value was too low to be measured.
2. If the data table appeared symbol of "----" means the Q.P. value is under the limit of AVG. so, the AVG. value doesn't need to be measured.
3. "#" means the noise was too low, so record the peak value.
4. The estimated measurement uncertainty of the result measurement is $\pm 2.5\text{dB}$.


Condition:
Phase:
N

No.	Frequency (MHz)	Reading (dBuV)	Detector	Corrected dB	Result (dBuV)	Limit (dBuV)	Margin (dB)
1	0.1540	36.00	peak	9.66	45.66	65.78	-20.12
2	0.2020	28.05	peak	9.65	37.70	63.53	-25.83
3	0.3220	18.03	peak	9.65	27.68	59.66	-31.98
4	2.7820	26.16	peak	9.71	35.87	56.00	-20.13
5	7.2620	25.72	peak	9.79	35.51	60.00	-24.49
6	17.3340	31.39	peak	10.00	41.39	60.00	-18.61

Note:

1. "****" means the value was too low to be measured.
2. If the data table appeared symbol of "----" means the Q.P. value is under the limit of AVG. so, the AVG. value doesn't need to be measured.
3. "#" means the noise was too low, so record the peak value.
4. The estimated measurement uncertainty of the result measurement is $\pm 2.5\text{dB}$.

5.2 Transmitter Requirement & Test Suites – Part 15 Subpart E

5.2.1 Antenna Requirement

RESULT:
Passed

Test date : 2011-01-03 to 2011-01-10
 Test standard : FCC Part 15.407(a) and Part 15.203
 Limit : the use of antennas with directional gains that do not exceed 6 dBi, if transmitting antennas of directional gain greater than 6 dBi are used, the power shall be reduced by the amount in dB that the directional gain of the antenna exceeds 6 dBi

The maximum gains of each type of antennas for all legacy / SISO modes test.

Band	Ant 1 gain (dBi)	Ant 2 gain (dBi)
5150 ~ 5250MHz	4.15	4.39

The antenna combinations for 2x2 (CCD) modes test:

Frequency Band	Antennas combination	Ant 1 gain	Ant 2 gain	$10^{(Ant1/10)}$	$10^{(Ant2/10)}$	$10^{(Ant1/10)} + 10^{(Ant2/10)}$	Combination Gains
5150 ~ 5250MHz HT20&HT40	Ant1/Ant2	4.15	4.39	2.600	2.748	5.348	7.28

Prüfbericht - Nr.: 17018980 001

Test Report No.

Seite 231 von 283

Page 231 of 283

5.2.2 26dB Bandwidth and 99% Bandwidth

RESULT:**Passed**

Date of testing : 2010-12-29 to 2011-01-10
Test standard : FCC Part 15.407(a)(1)
Basic standard : ANSI C63.4: 2003
Kind of test site : Shielded room

Test setup

Test Channel : Low/ Middle/ High
Operation Mode : A
Ambient temperature : 20°C
Relative humidity : 56%
Atmospheric pressure : 101.0 kPa

Table 39: Test result of 26dB Bandwidth & 99% Bandwidth, 802.11a

Channel	Channel Frequency (MHz)	26dB Bandwidth (MHz)		99% Bandwidth (MHz)		Limit
		Chain 0	Chain 1	Chain 0	Chain 1	
Low Channel	5180	18.417	19.201	16.1773	16.3171	500kHz
Mid Channel	5200	18.712	18.807	16.2512	16.3203	500kHz
High Channel	5240	18.032	18.551	16.3018	16.3595	500kHz

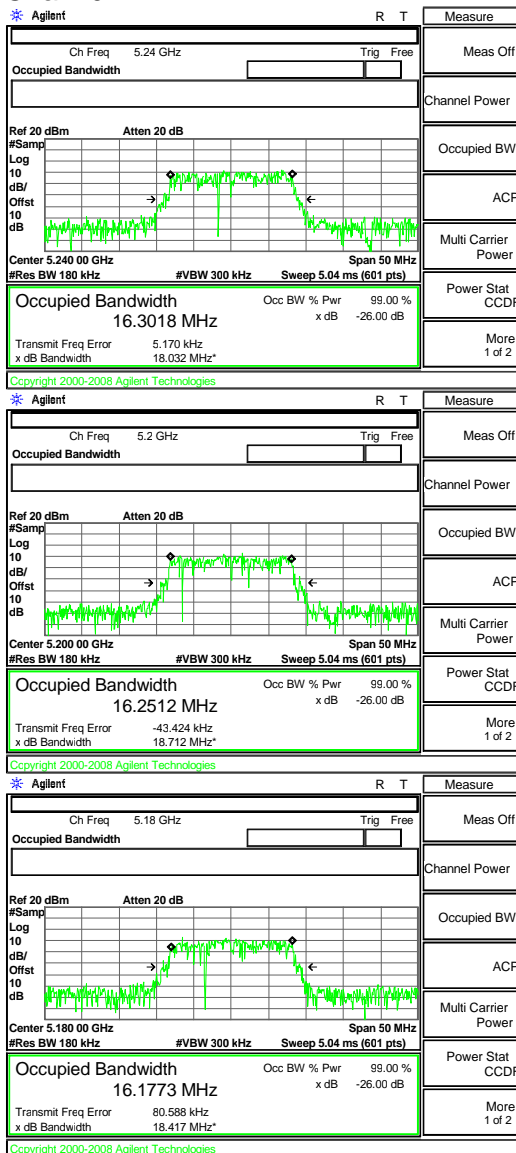
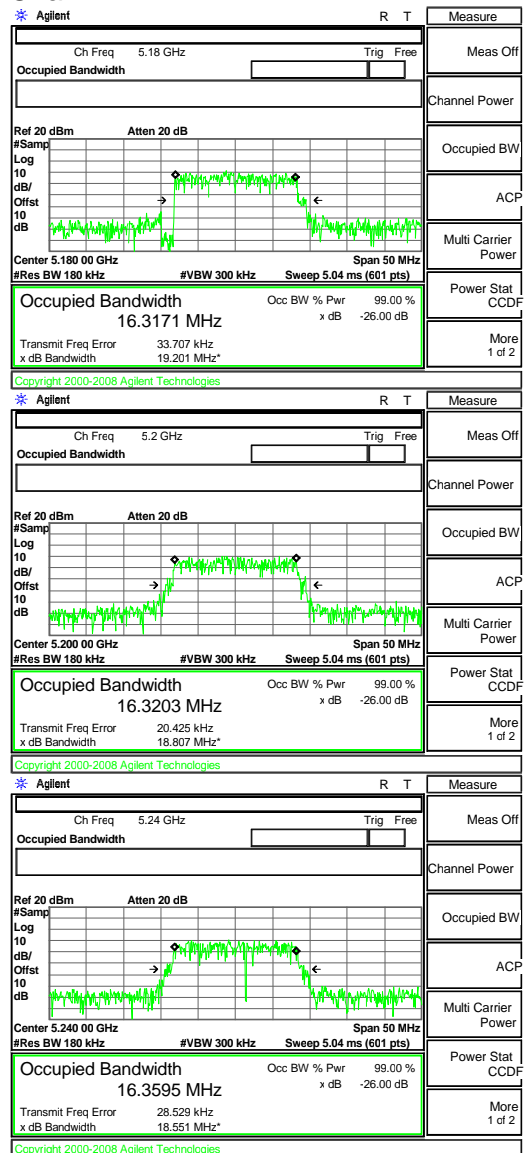
Chain 0

Chain 1


Table 40: Test result of 26dB Bandwidth & 99% Bandwidth, 802.11an, HT20

Channel	Channel Frequency (MHz)	26dB Bandwidth (MHz)		99% Bandwidth (MHz)		Limit
		Chain 0	Chain 1	Chain 0	Chain 1	
Low Channel	5180	18.620	18.727	17.5417	17.5536	500kHz
Mid Channel	5200	18.941	18.929	17.5310	17.5570	500kHz
High Channel	5240	18.758	18.840	17.5946	17.6339	500kHz

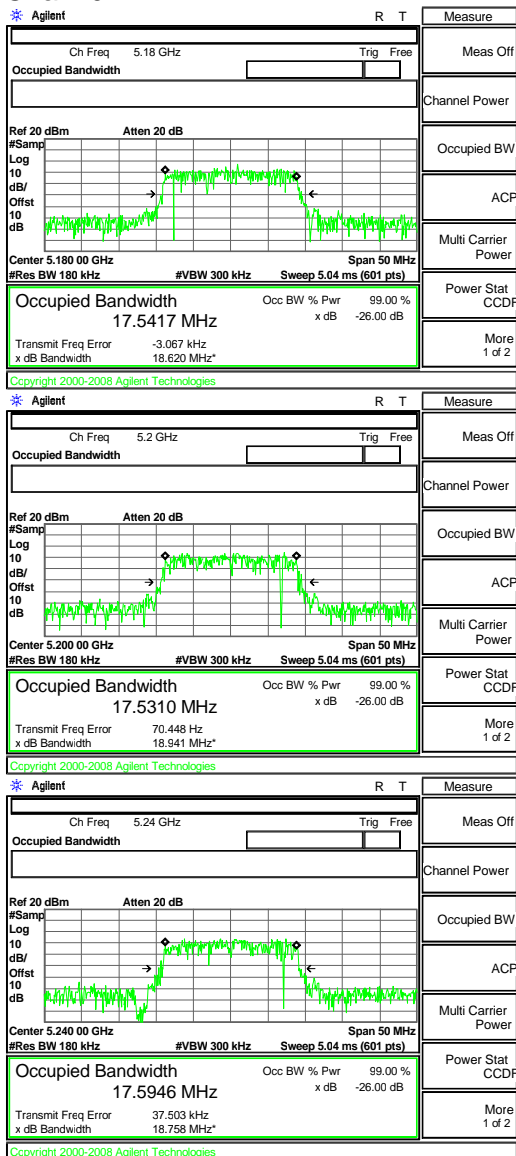
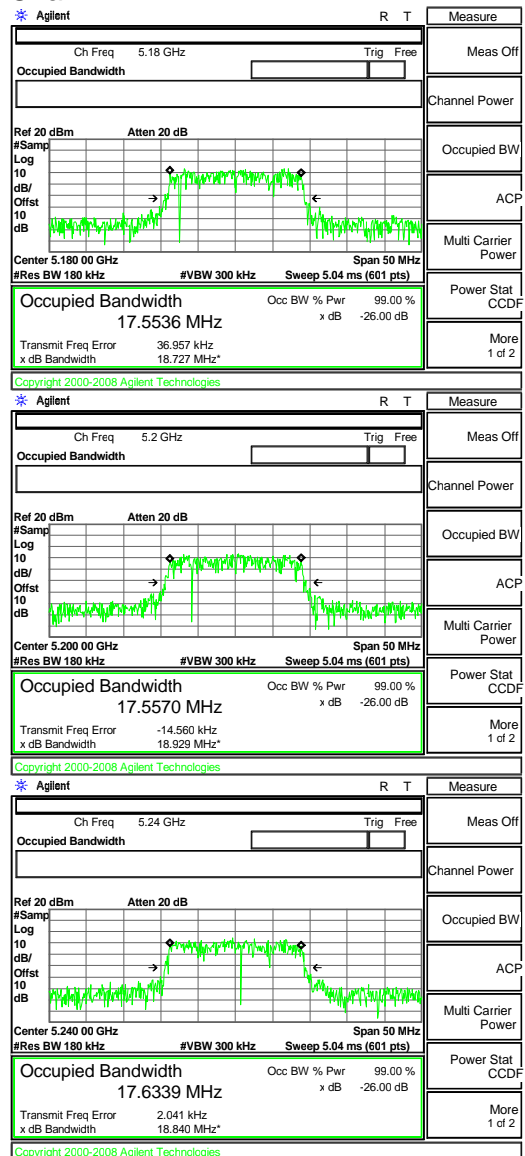
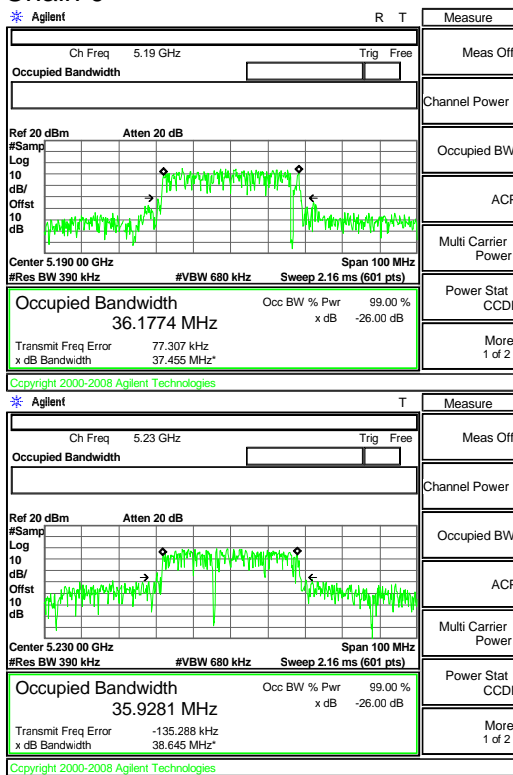
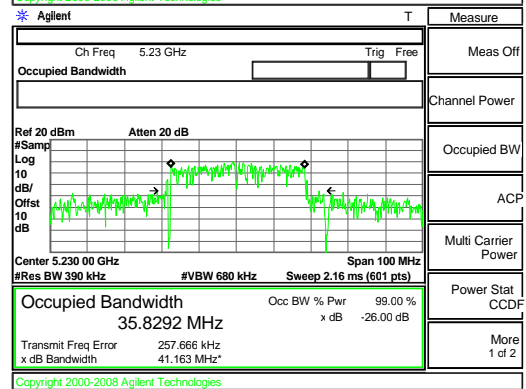
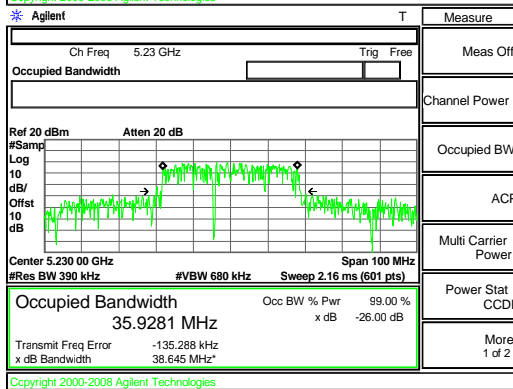
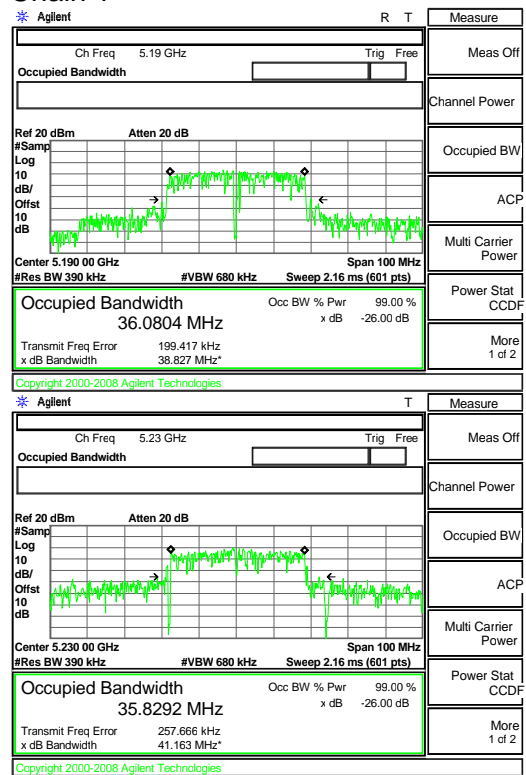
Chain 0

Chain 1


Table 41: Test result of 26dB Bandwidth & 99% Bandwidth, 802.11an, HT40

Channel	Channel Frequency (MHz)	26dB Bandwidth (MHz)		99% Bandwidth (MHz)		Limit
		Chain 0	Chain 1	Chain 0	Chain 1	
Low Channel	5190	37.455	38.827	36.1774	36.0804	500kHz
High Channel	5230	38.645	41.163	35.9281	35.8292	500kHz

Chain 0

Chain 1


5.2.3 Peak Output Power

RESULT:**Passed**

Test date	:	2010-12-29 to 2011-01-10
Test standard	:	FCC Part 15.407(a)(1)
Basic standard	:	ANSI C63.4: 2003
Limit	:	the lesser of 50mW or 4 dBm+10logB
Kind of test site	:	Shielded room

Test setup

Test Channel	:	Low/ Middle/ High
Operation Mode	:	A
Ambient temperature	:	20°C
Relative humidity	:	56%
Atmospheric pressure	:	101.0 kPa

Remark:

1. Fixed Limit = 50mW=17dBm
2. Calculated Limit = 4dBm + 10 log (26dB BW)
3. If antenna gain \leq 6dBi, FCC Limit = (Minimum of Fixed Limit and Calculated Limit) dBm
4. If antenna gain > 6dBi, FCC Limit = (Minimum of Fixed Limit and Calculated Limit) dBm – (highest antenna gain – 6 dBi)

Table 42: Test result of Peak Output Power, 802.11a

Channel	Channel Frequency (MHz)	Peak Output Power			Limit		
		Chain 0 (dBm)	Chain 1 (dBm)	Total Power (dBm)	Chain 0 (dBm)	Chain 1 (dBm)	Total Power (dBm)
Low Channel	5180	5.67	4.86	8.29	16.65	16.83	15.37
Middle Channel	5200	5.91	4.84	8.42	16.72	16.74	15.44
High Channel	5240	5.99	5.07	8.56	16.56	16.68	15.28

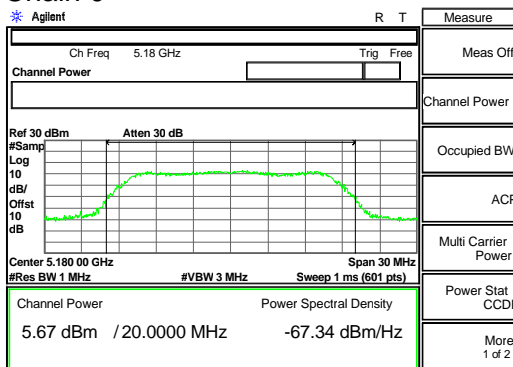
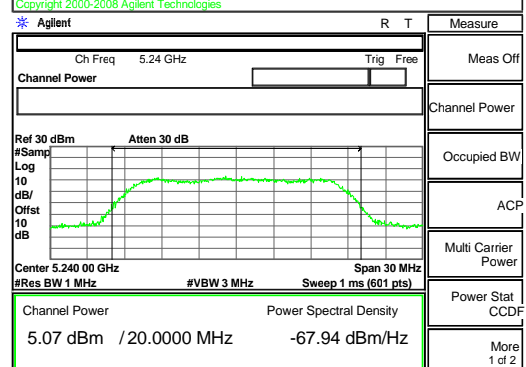
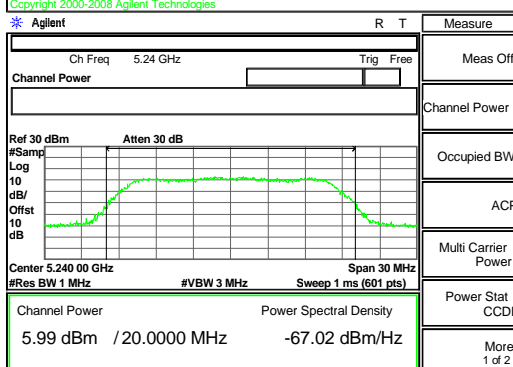
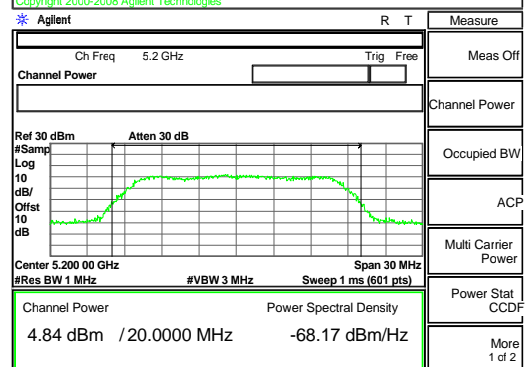
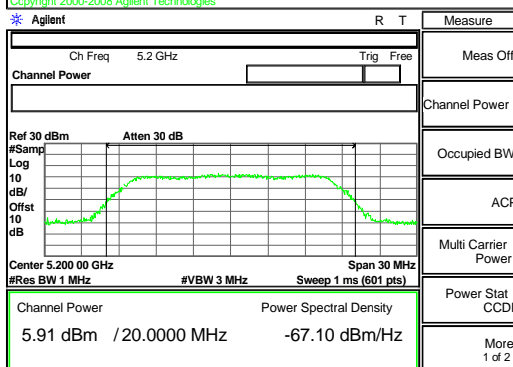
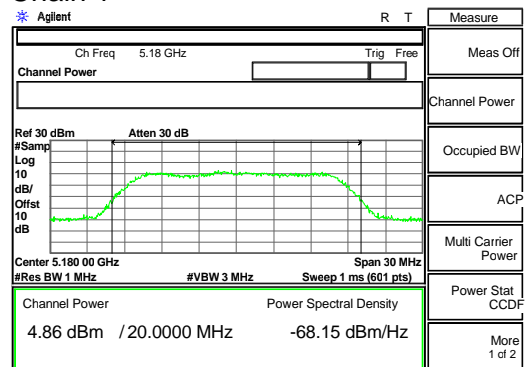
Chain 0

Chain 1


Table 43: Test result of Peak Output Power, 802.11an, HT20

Channel	Channel Frequency (MHz)	Peak Output Power			Limit		
		Chain 0 (dBm)	Chain 1 (dBm)	Total Power (dBm)	Chain 0 (dBm)	Chain 1 (dBm)	Total Power (dBm)
Low Channel	5180	8.00	7.40	10.72	16.70	16.72	16.70
Middle Channel	5200	8.02	6.64	10.39	16.77	16.77	16.77
High Channel	5240	8.28	8.35	11.33	16.73	16.75	16.73

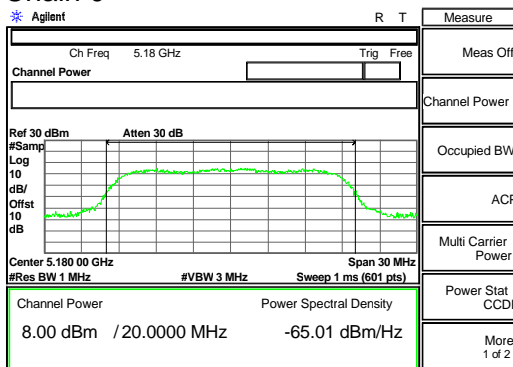
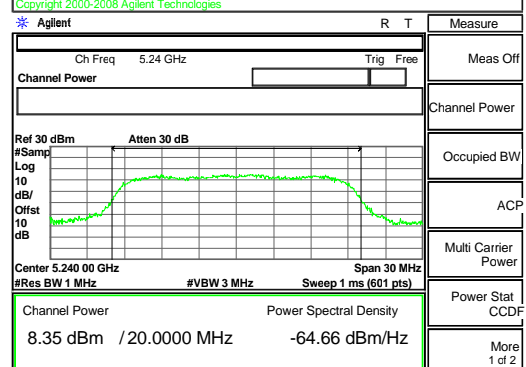
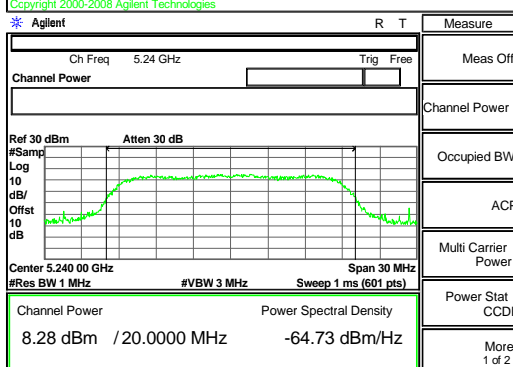
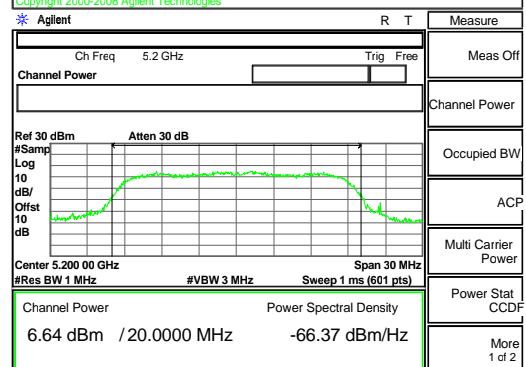
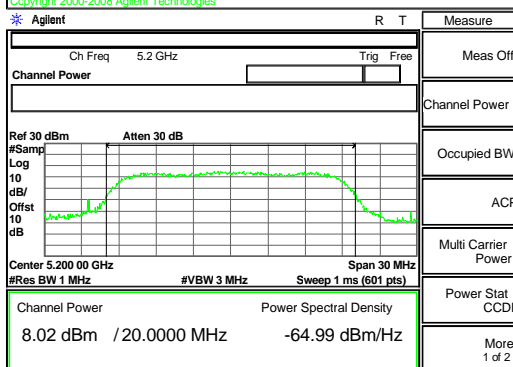
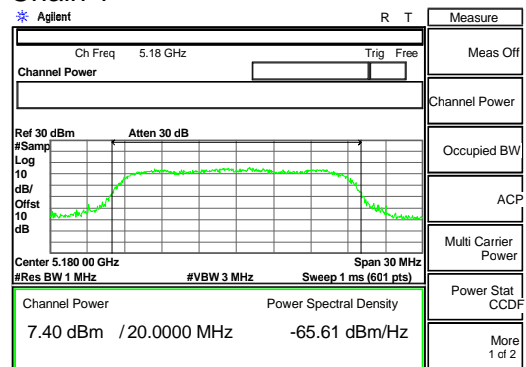
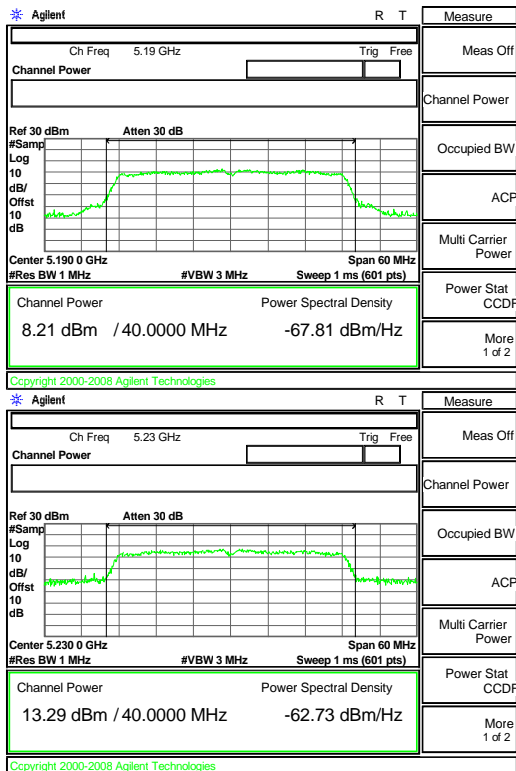
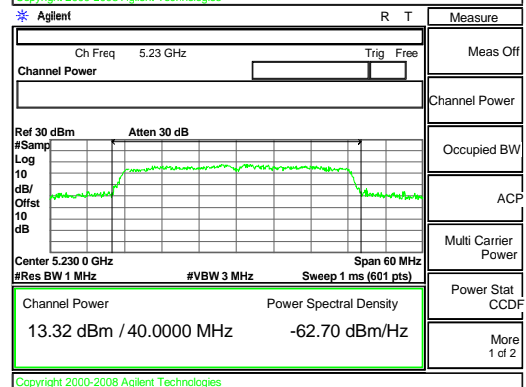
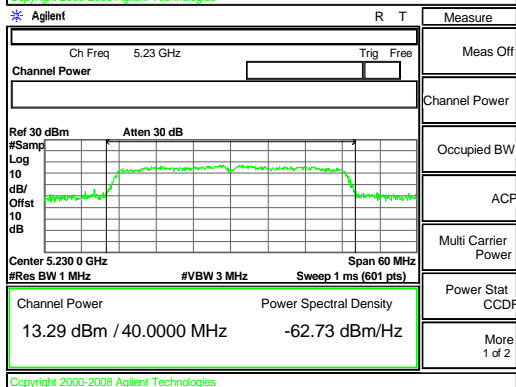
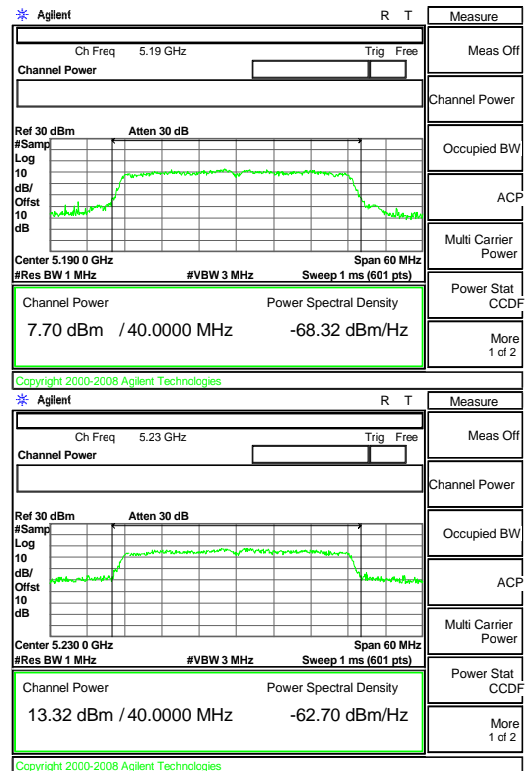
Chain 0

Chain 1


Table 44: Test result of Peak Output Power, 802.11an, HT40

Channel	Channel Frequency (MHz)	Peak Output Power			Limit		
		Chain 0 (dBm)	Chain 1 (dBm)	Total Power (dBm)	Chain 0 (dBm)	Chain 1 (dBm)	Total Power (dBm)
Low Channel	5190	8.21	7.70	10.97	17	17	17
High Channel	5230	13.29	13.32	16.32	17	17	17

Chain 0

Chain 1


Prüfbericht - Nr.: 17018980 001

Test Report No.

Seite 239 von 283

Page 239 of 283

5.2.4 Power Spectral Density

RESULT:**Passed**

Date of testing : 2010-12-29 to 2011-01-10
Test standard : FCC part 15.407(a)(1)
Basic standard : ANSI C63.4: 2003
Limits : 4.0 dBm (in any 1MHz band)
Kind of test site : Shield room

Test Setup

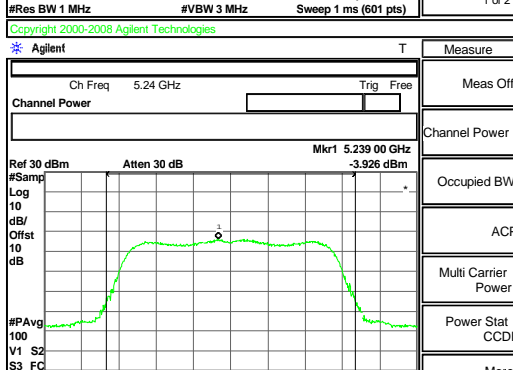
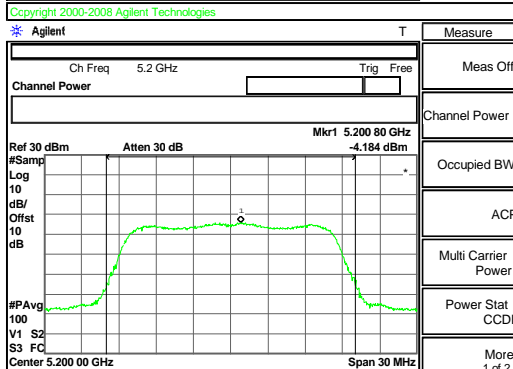
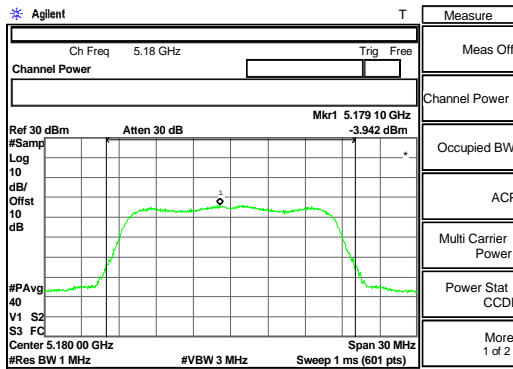
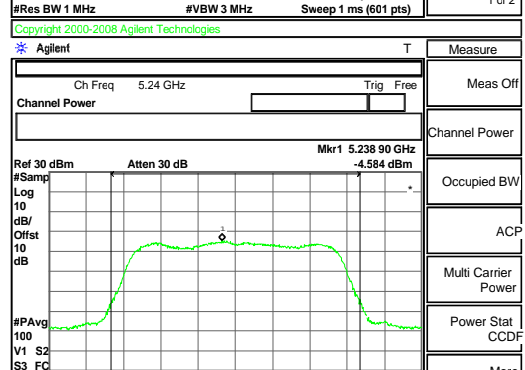
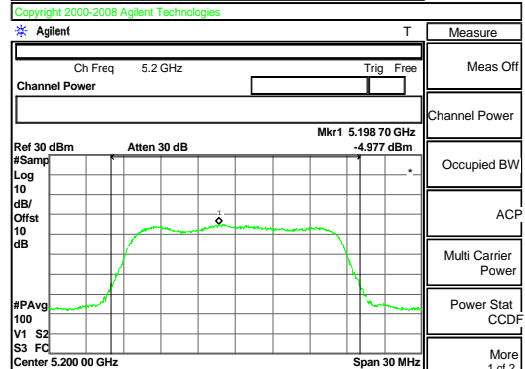
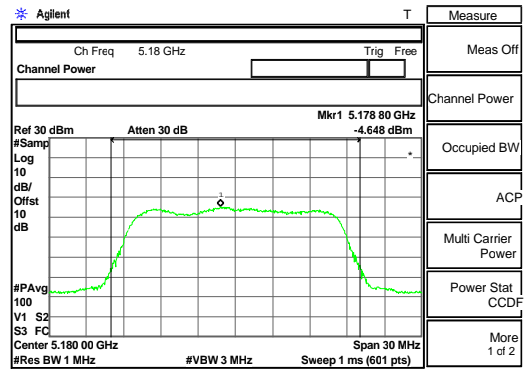
Test Channel : Low/ Middle/ High
Operation mode : A
Ambient temperature : 20°C
Relative humidity : 56%
Atmospheric pressure : 101.0 kPa

Remark:

1. If antenna gain \leq 6dBi, FCC Limit =4 dBm
2. If antenna gain > 6dBi, FCC Limit =4 dBm – (highest antenna gain – 6 dBi)

Table 45: Test result of Power Spectral Density, 802.11a

Channel	Channel Frequency (MHz)	Power Spectral Density (dBm)			Limit (dBm)		
		Chain 0	Chain 1	Total	Chain 0	Chain 1	Total
Low Channel	5180	-3.94	-4.65	1.16	4	4	2.72
Mid Channel	5200	-4.18	-4.98	0.83	4	4	2.72
High Channel	5240	-3.93	-4.58	0.27	4	4	2.72

Chain 0

Chain 1


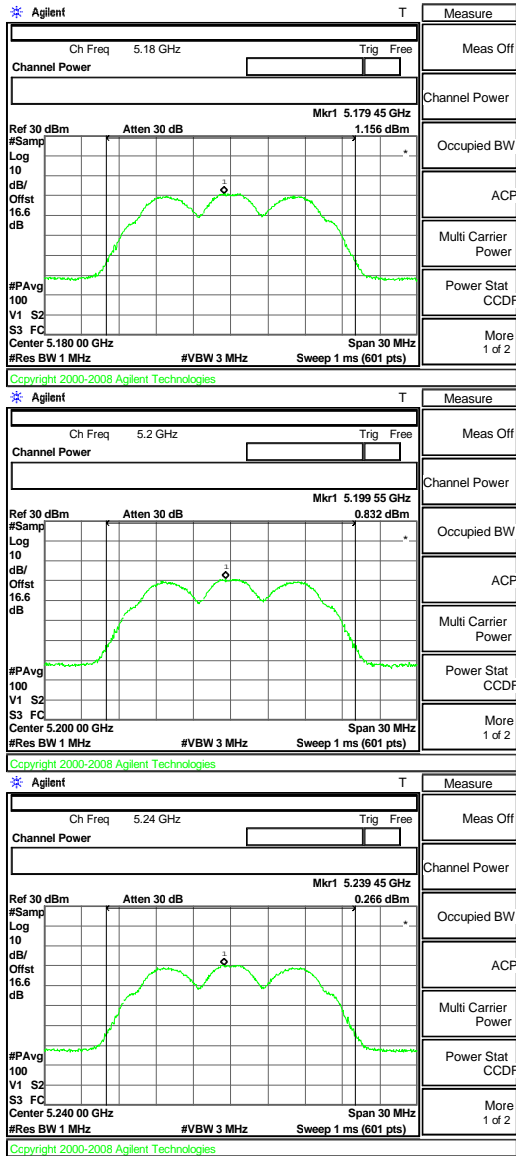
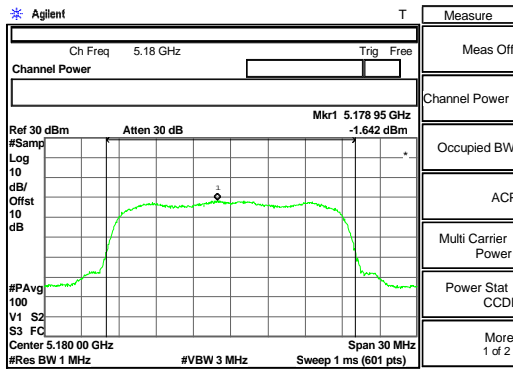
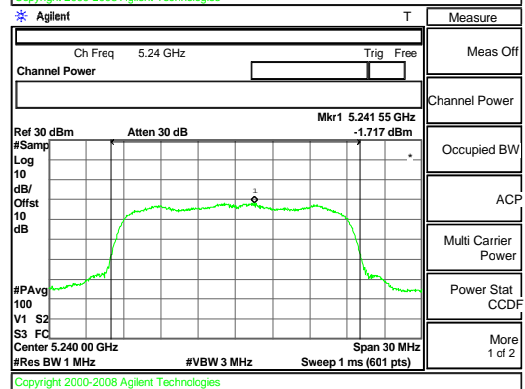
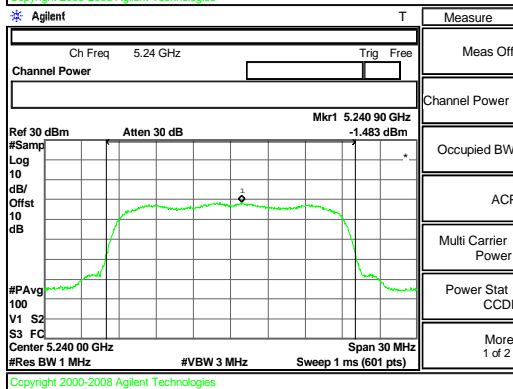
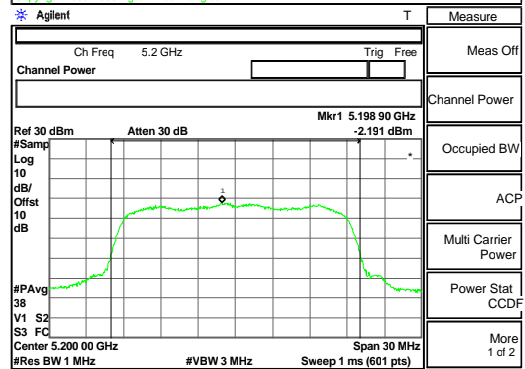
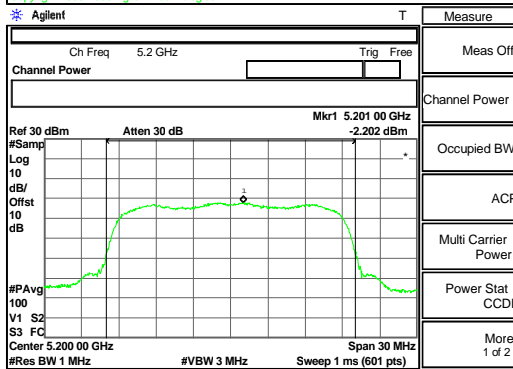
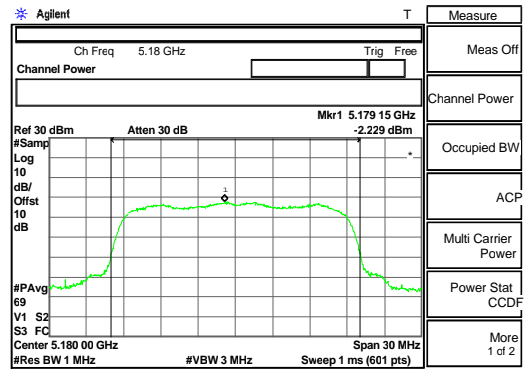
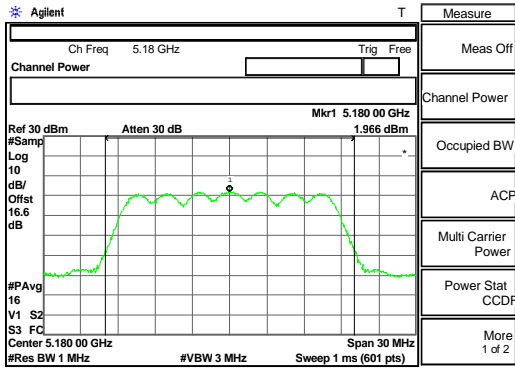
Chain 0+Chain 1


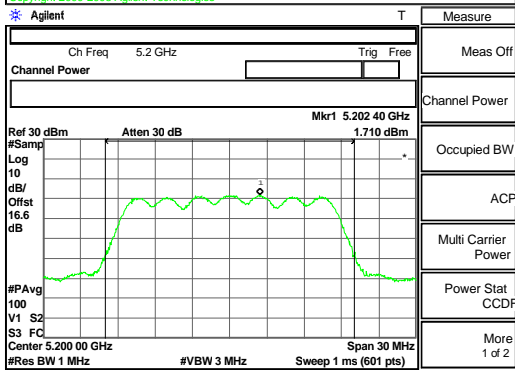
Table 46: Test result of Power Spectral Density, 802.11an, HT20

Channel	Channel Frequency (MHz)	Power Spectral Density (dBm)			Limit (dBm)		
		Chain 0	Chain 1	Total	Chain 0	Chain 1	Total
Low Channel	5180	-1.64	-2.23	1.97	4	4	4
Mid Channel	5200	-2.20	-2.19	1.71	4	4	4
High Channel	5240	-1.48	-1.72	1.40	4	4	4

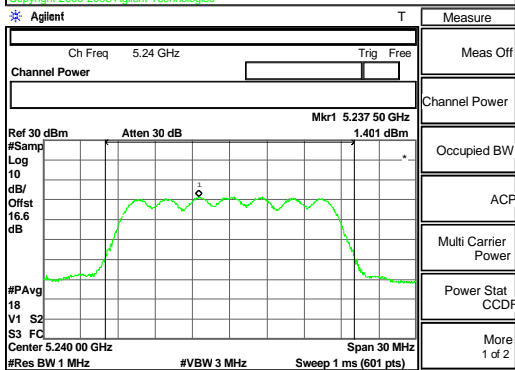
Chain 0

Chain 1


Chain 0+Chain 1


Copyright 2000-2008 Agilent Technologies



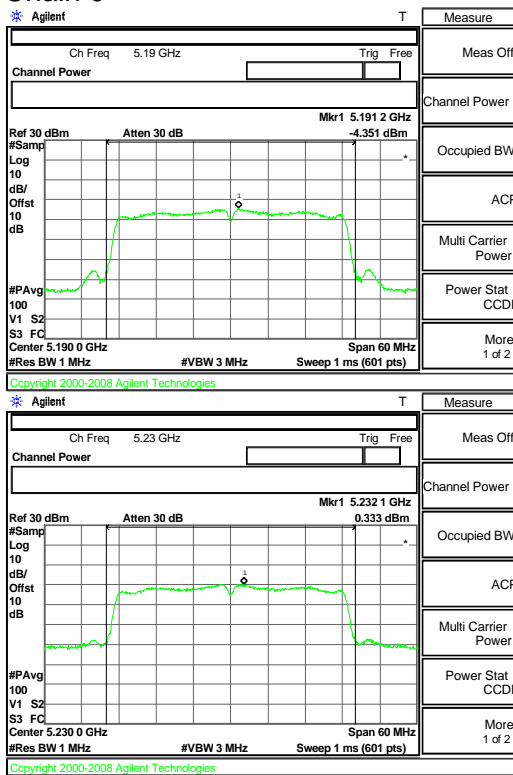
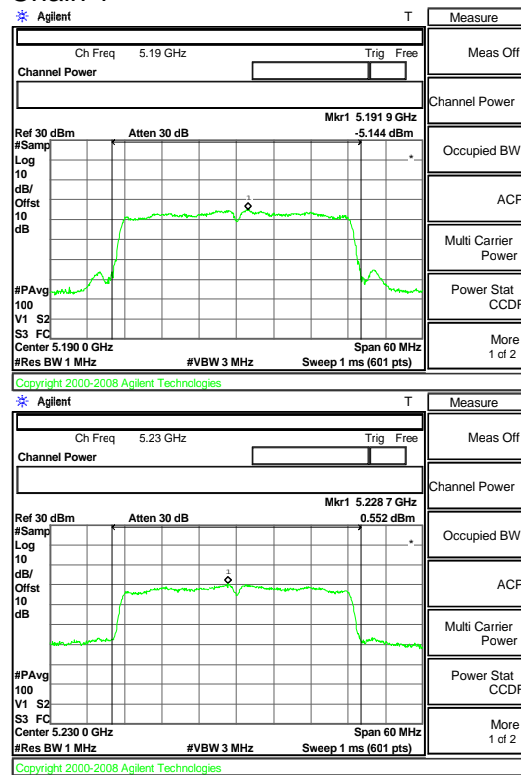
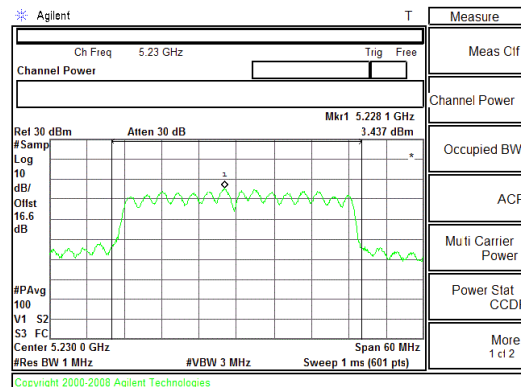
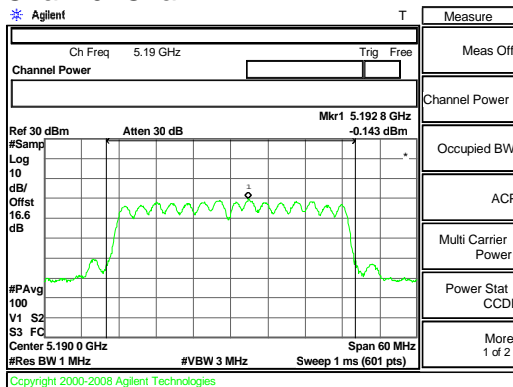
Copyright 2000-2008 Agilent Technologies



Copyright 2000-2008 Agilent Technologies

Table 47: Test result of Power Spectral Density, 802.11an, HT40

Channel	Channel Frequency (MHz)	Power Spectral Density (dBm)			Limit (dBm)		
		Chain 0	Chain 1	Total	Chain 0	Chain 1	Total
Low Channel	5190	-4.35	-5.14	-0.14	4	4	4
High Channel	5230	0.33	0.55	3.44	4	4	4

Chain 0

Chain 1

Chain 0+Chain 1


Prüfbericht - Nr.: 17018980 001

Test Report No.

Seite 245 von 283

Page 245 of 283

5.2.5 Peak Power Excursion

RESULT:**Passed**

Date of testing : 2010-12-29 to 2011-01-10
Test standard : FCC Part 15.407(a)(6)
Basic standard : ANSI C63.4: 2003
Limits : 13dB
Kind of test site : Shield room

Test Setup

Test Channel : Low/ Middle/ High
Operation mode : A
Ambient temperature : 20°C
Relative humidity : 56%
Atmospheric pressure : 101.0 kPa

Table 48: Test result of Power Spectral Density, 802.11a

Channel	Channel Frequency (MHz)	Peak Power Excursion (dB)		Limit (dB)	
		Chain 0	Chain 1	Chain 0	Chain 1
Low Channel	5180	6.267	5.858	13	13
Mid Channel	5200	7.254	7.779	13	13
High Channel	5240	7.277	7.049	13	13

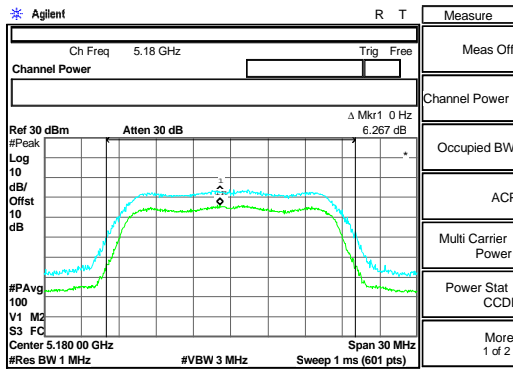
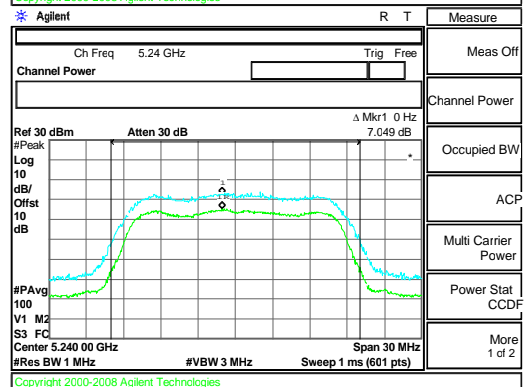
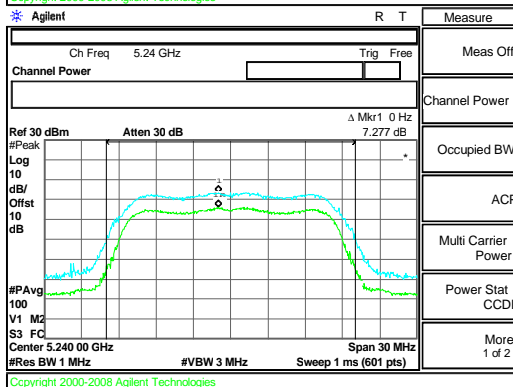
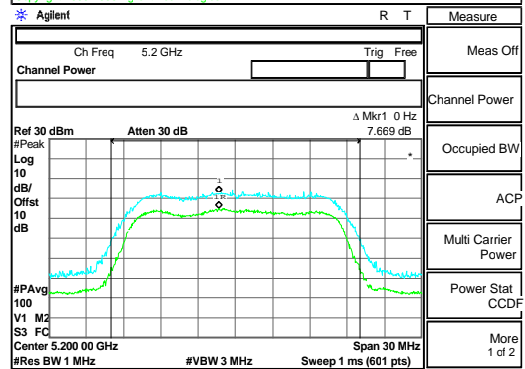
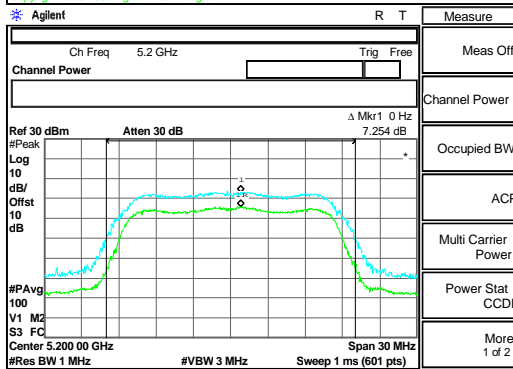
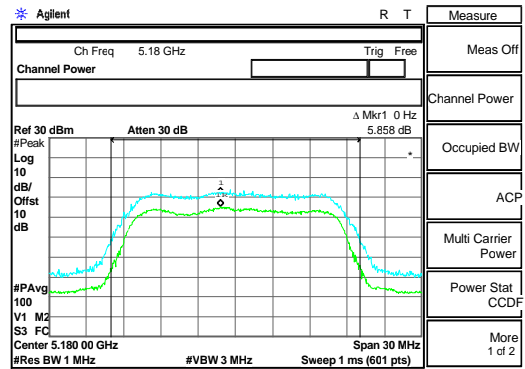
Chain 0

Chain 1


Table 49: Test result of Power Spectral Density, 802.11an, HT20

Channel	Channel Frequency (MHz)	Peak Power Excursion (dB)		Limit (dB)	
		Chain 0	Chain 1	Chain 0	Chain 1
Low Channel	5180	7.204	6.956	13	13
Mid Channel	5200	7.489	7.347	13	13
High Channel	5240	7.104	6.708	13	13

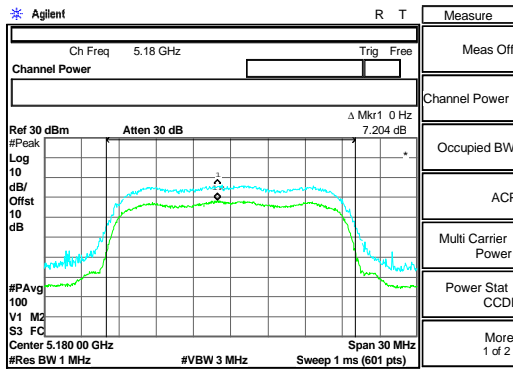
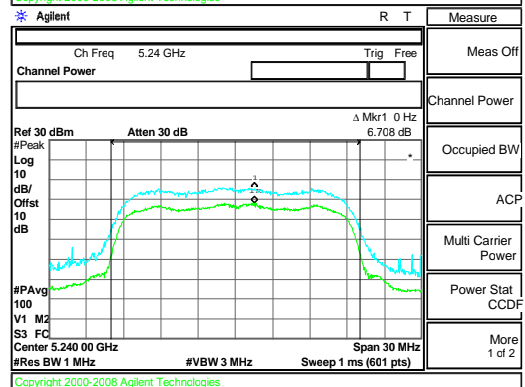
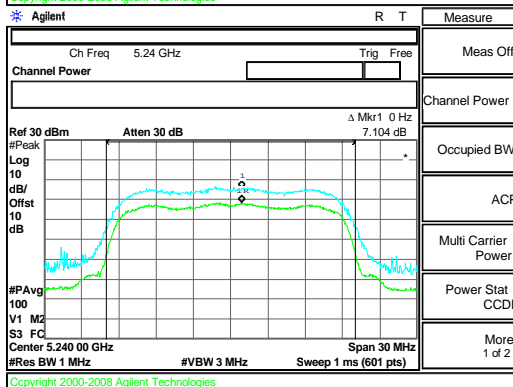
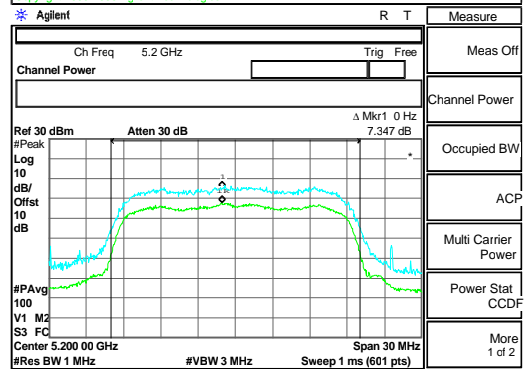
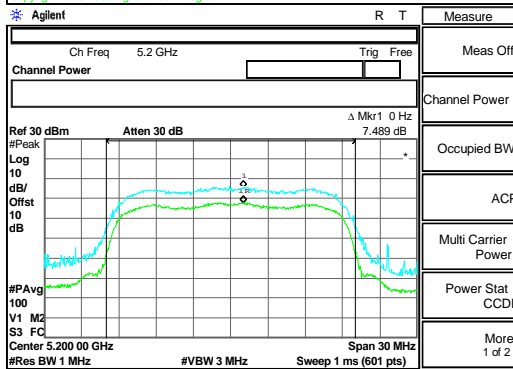
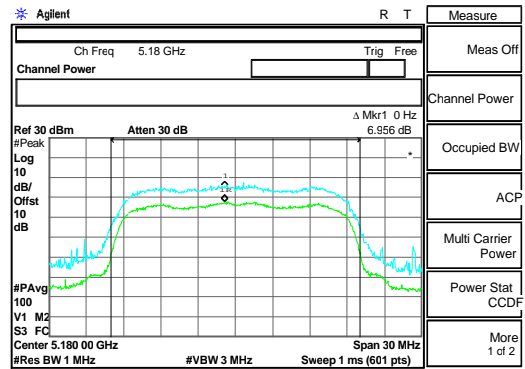
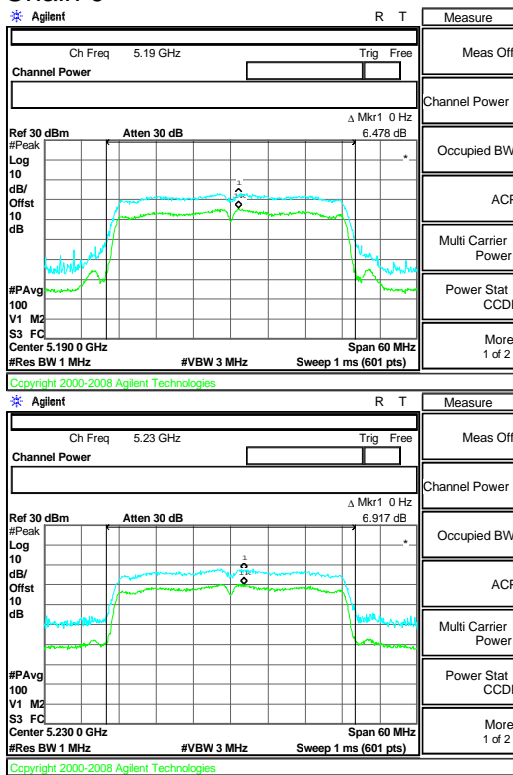
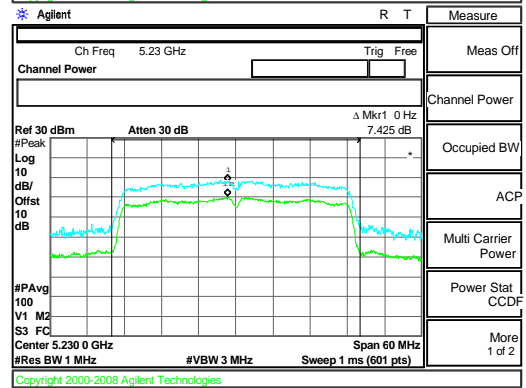
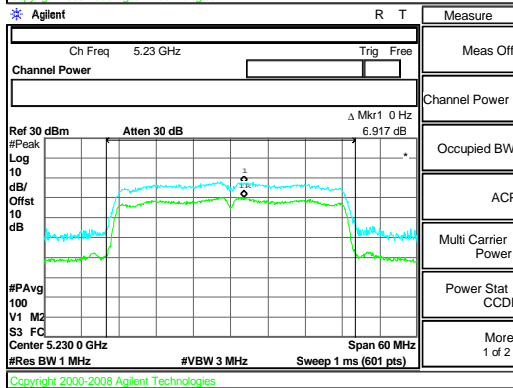
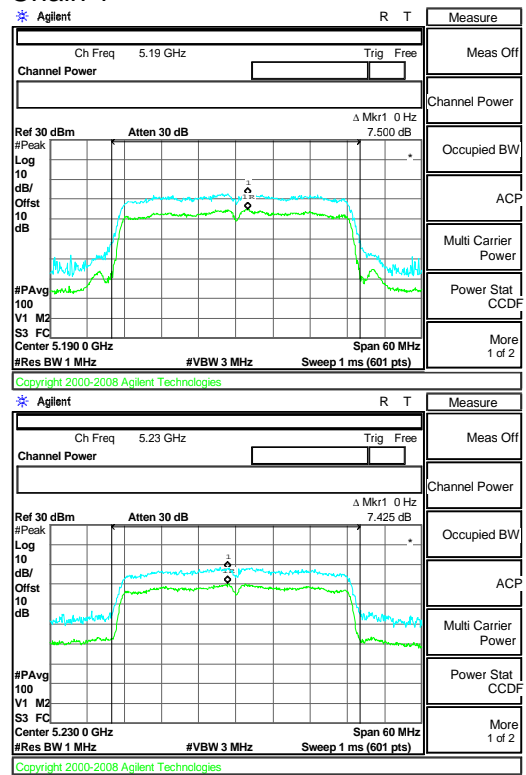
Chain 0

Chain 1


Table 50: Test result of Power Spectral Density, 802.11an, HT40

Channel	Channel Frequency (MHz)	Peak Power Excursion (dB)		Limit (dB)	
		Chain 0	Chain 1	Chain 0	Chain 1
Low Channel	5190	6.478	7.500	13	13
High Channel	5230	6.917	7.425	13	13

Chain 0

Chain 1


5.2.6 RF Conducted Spurious Emissions

RESULT:**Passed**

Date of testing : 2010-12-29 to 2011-01-10
Test standard : FCC part 15.407(b)(1)
Basic standard : ANSI C63.4: 2003
Limit : all emissions outside of the 5.15-5.35GHz band
shall not exceed an EIRP of -27dBm/MHz
Kind of test site : Shield room

Test setup

Test Channel : Low/ Middle/ High
Operation mode : A
Ambient temperature : 20°C
Relative humidity : 56%
Atmospheric pressure : 101.0 kPa

Remark:

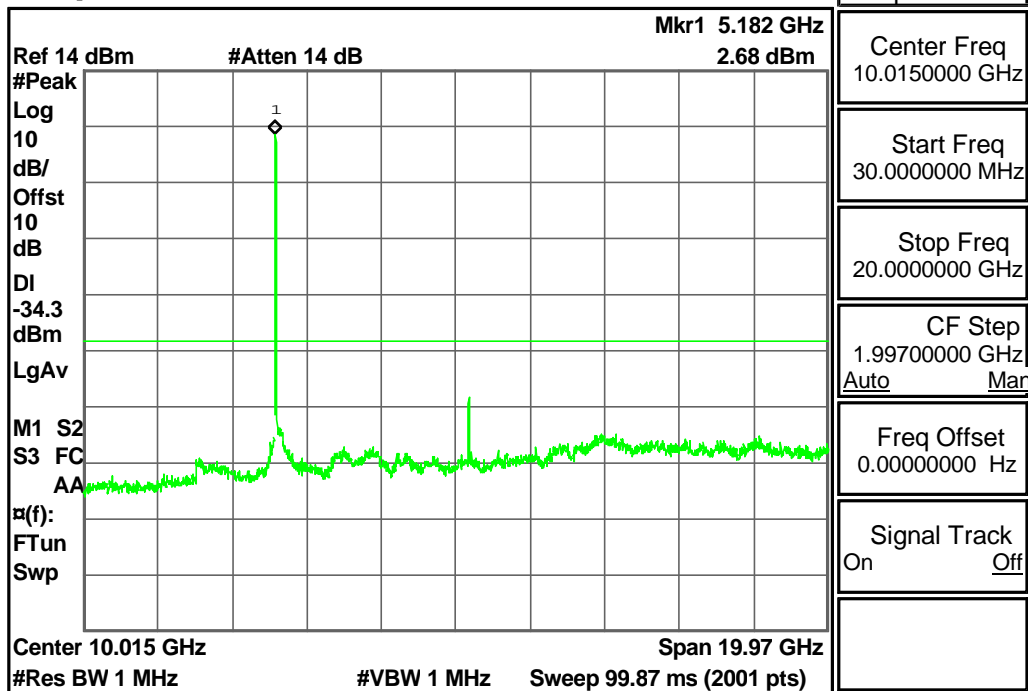
Set limit line according to calculation of the limit and antenna gain as below:
Value of limit line = E.I.R.P. Limit - Antenna Gain

Refer to following pages for details.

802.11a, Chain 0, low channel

 Agilent

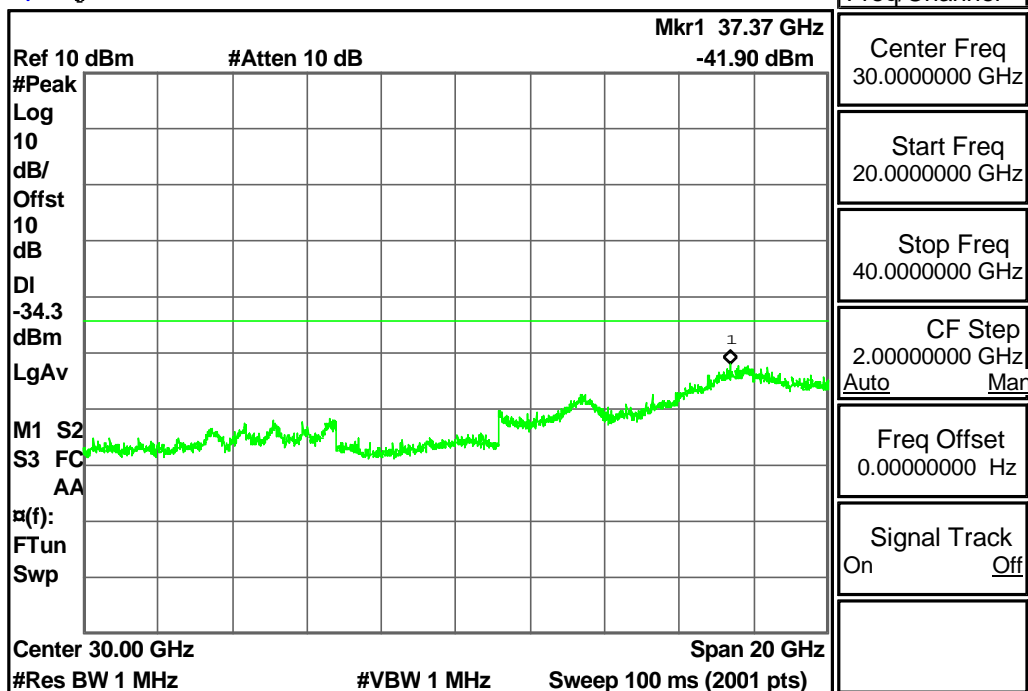
R T



Copyright 2000-2008 Agilent Technologies

 Agilent

R T

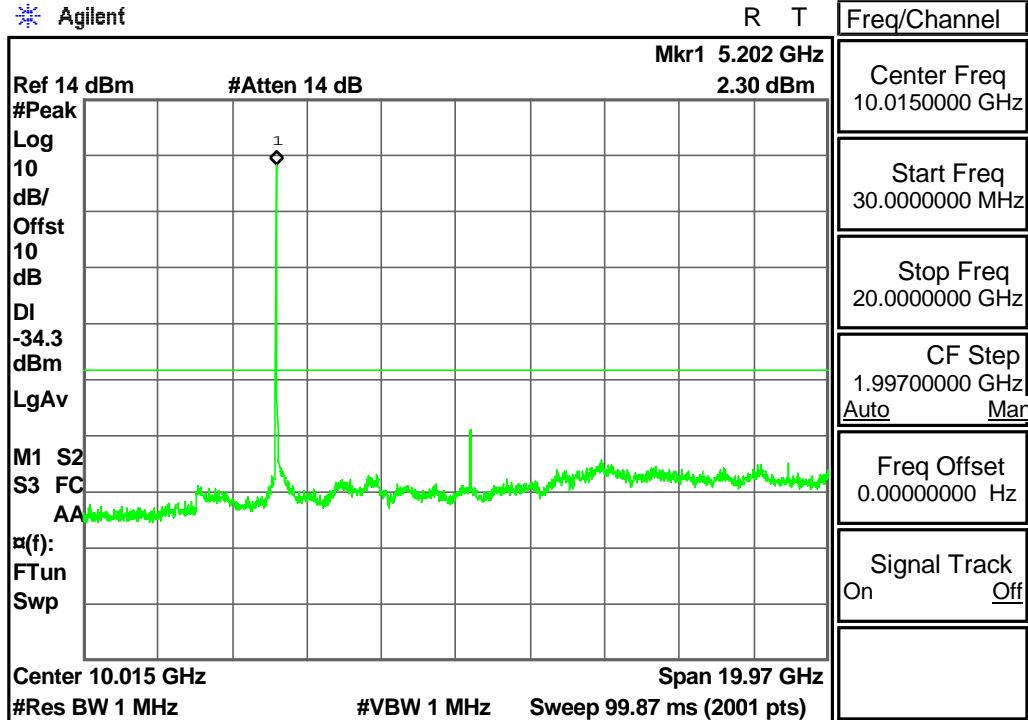


Copyright 2000-2008 Agilent Technologies

802.11a, Chain 0, middle channel

 Agilent

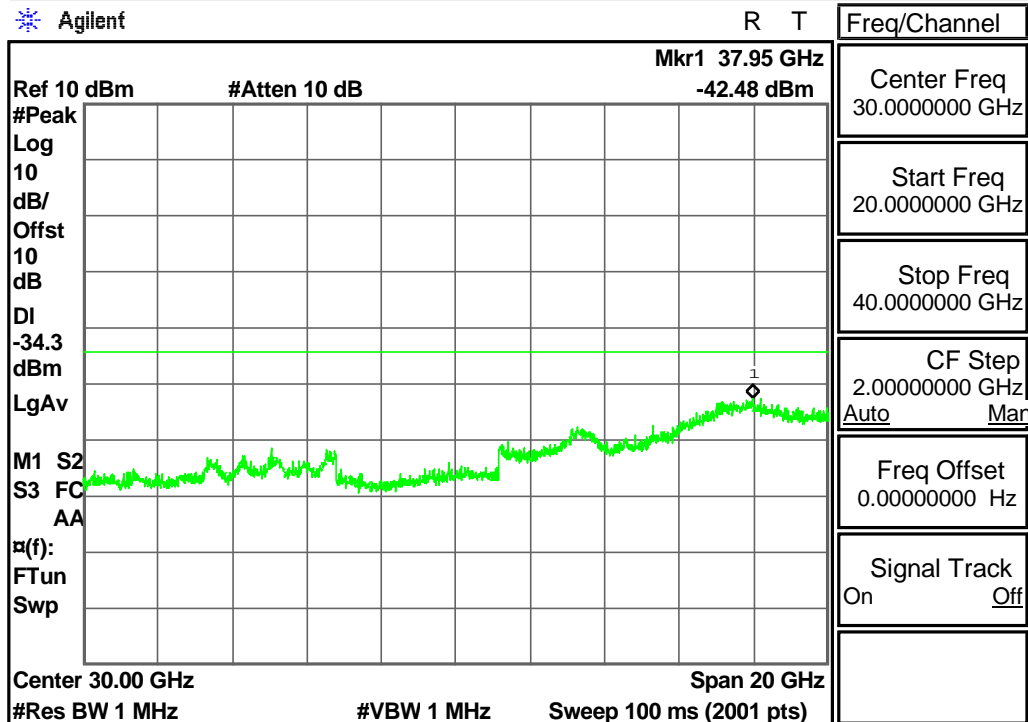
R T



Copyright 2000-2008 Agilent Technologies

 Agilent

R T

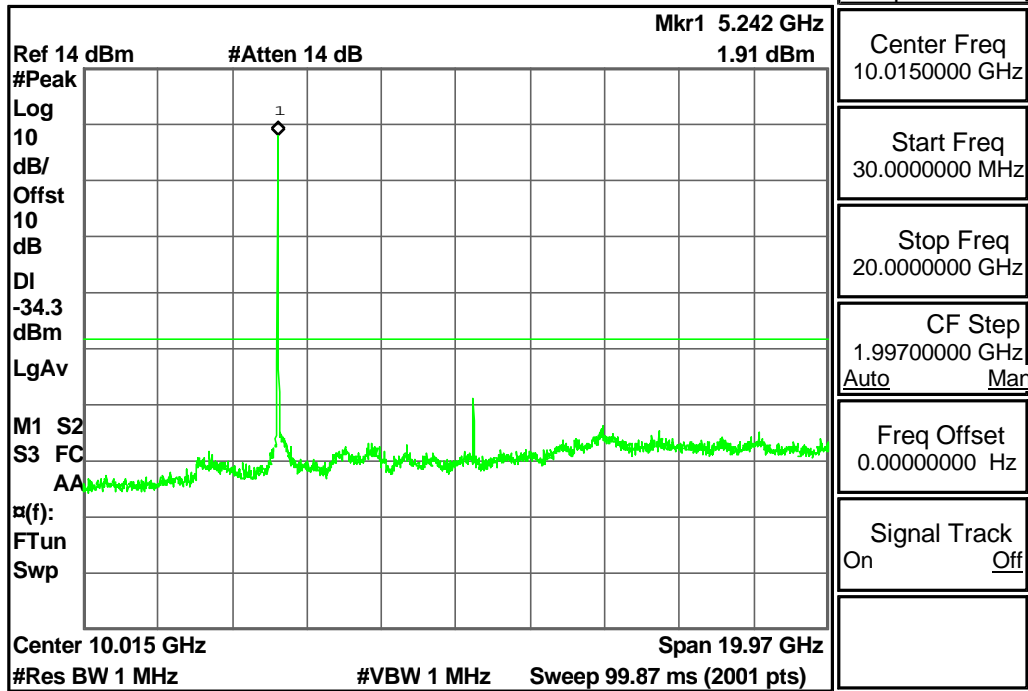


Copyright 2000-2008 Agilent Technologies

802.11a, Chain 0, high channel

 Agilent

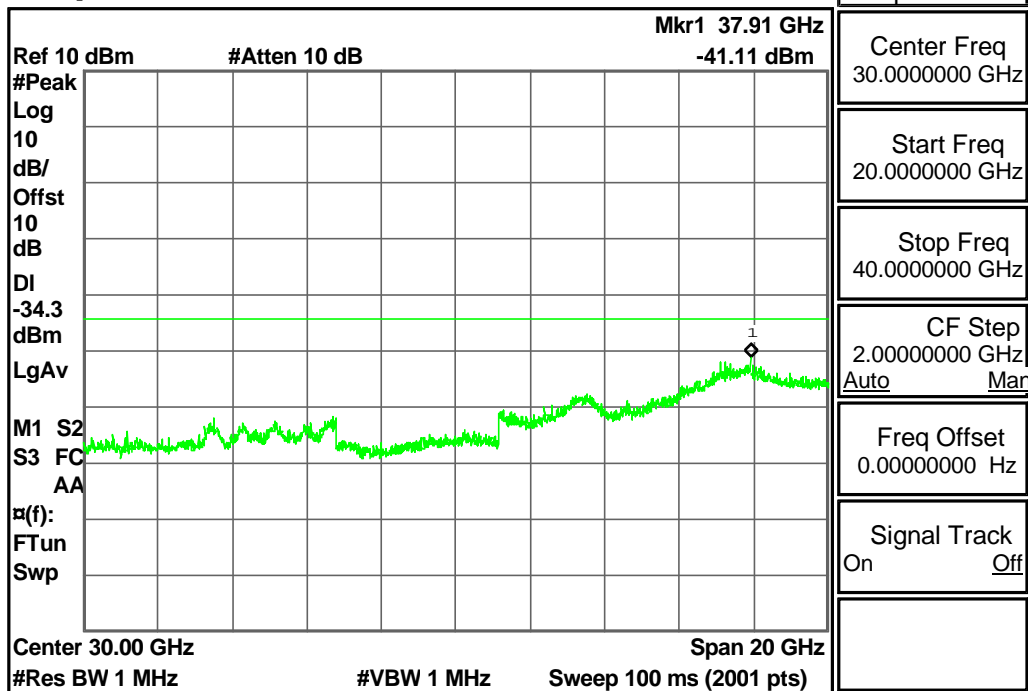
R T



Copyright 2000-2008 Agilent Technologies

 Agilent

R T

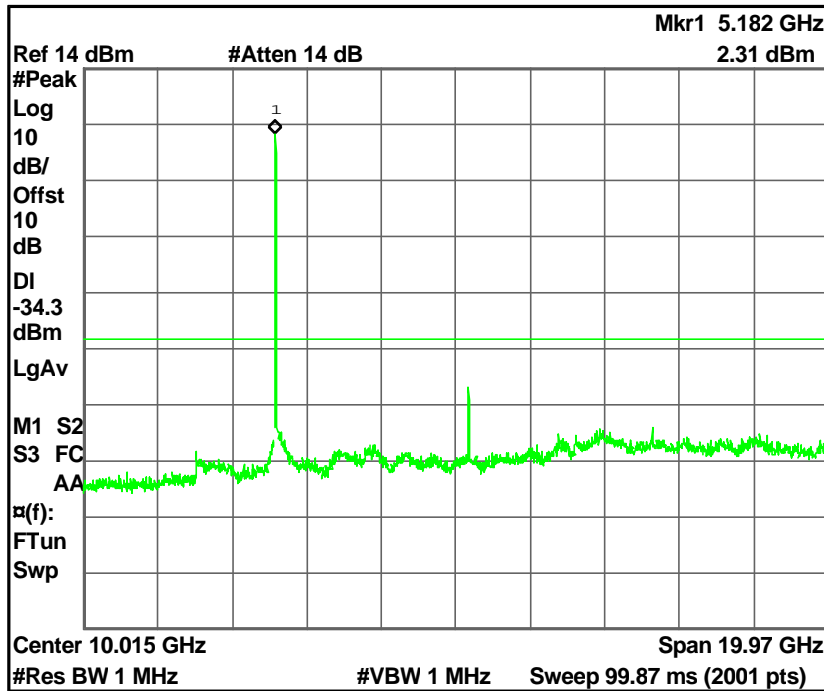


Copyright 2000-2008 Agilent Technologies

802.11a, Chain 1, low channel

 Agilent

R T

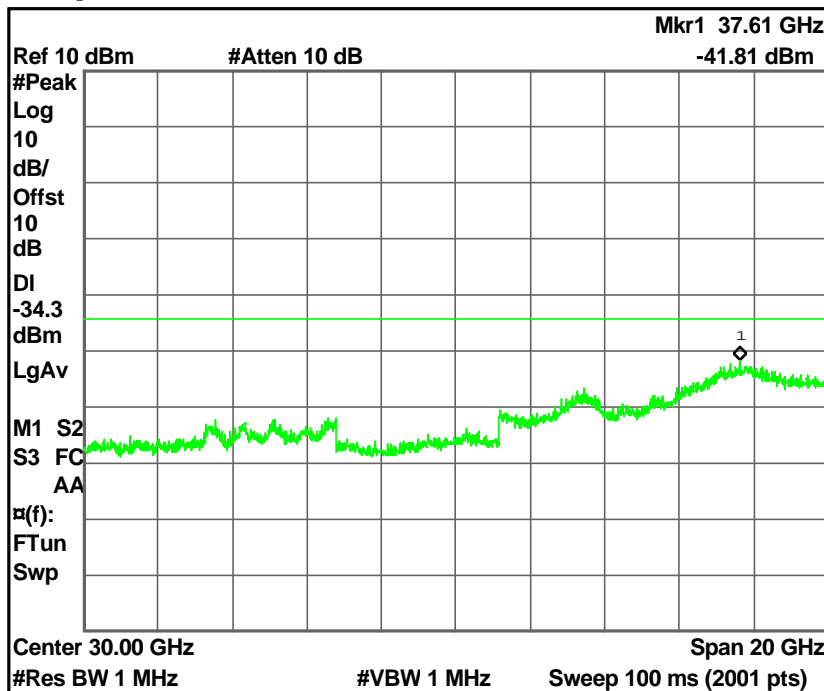


Freq/Channel
Center Freq 10.0150000 GHz
Start Freq 30.0000000 MHz
Stop Freq 20.0000000 GHz
CF Step 1.99700000 GHz Auto Man
Freq Offset 0.00000000 Hz
Signal Track On Off

Copyright 2000-2008 Agilent Technologies

 Agilent

R T



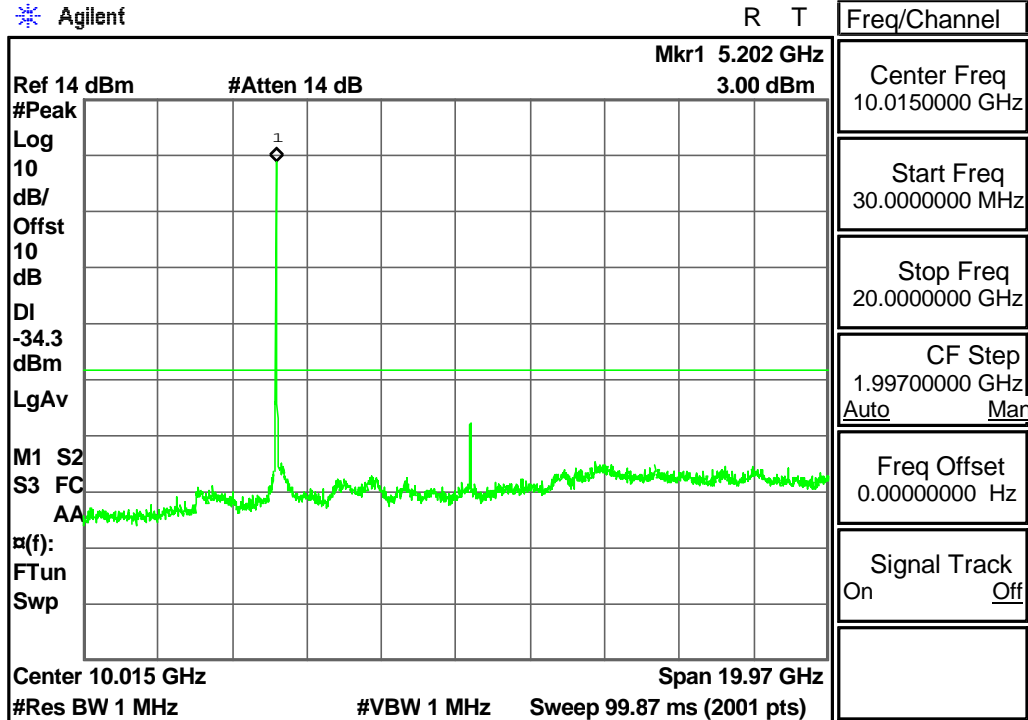
Freq/Channel
Center Freq 30.0000000 GHz
Start Freq 20.0000000 GHz
Stop Freq 40.0000000 GHz
CF Step 2.00000000 GHz Auto Man
Freq Offset 0.00000000 Hz
Signal Track On Off

Copyright 2000-2008 Agilent Technologies

802.11a, Chain 1, middle channel

 Agilent

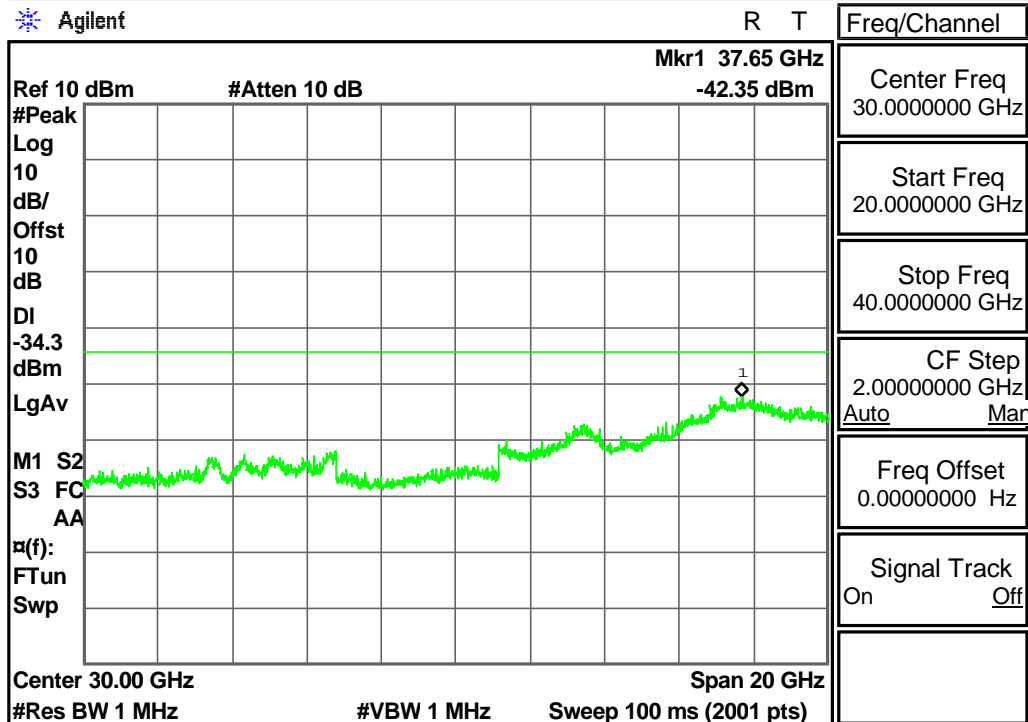
R T



Copyright 2000-2008 Agilent Technologies

 Agilent

R T

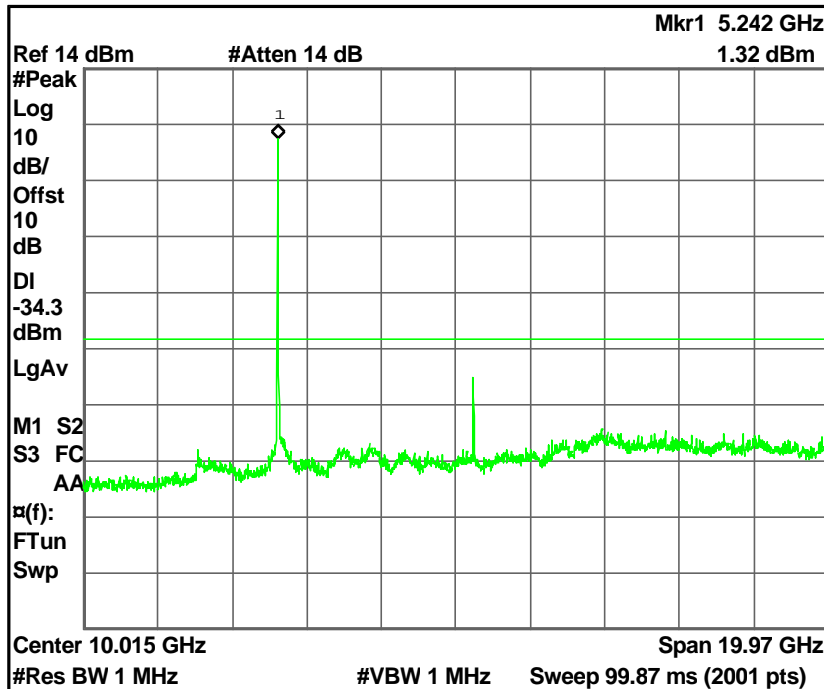


Copyright 2000-2008 Agilent Technologies

802.11a, Chain 1, high channel

 Agilent

R T

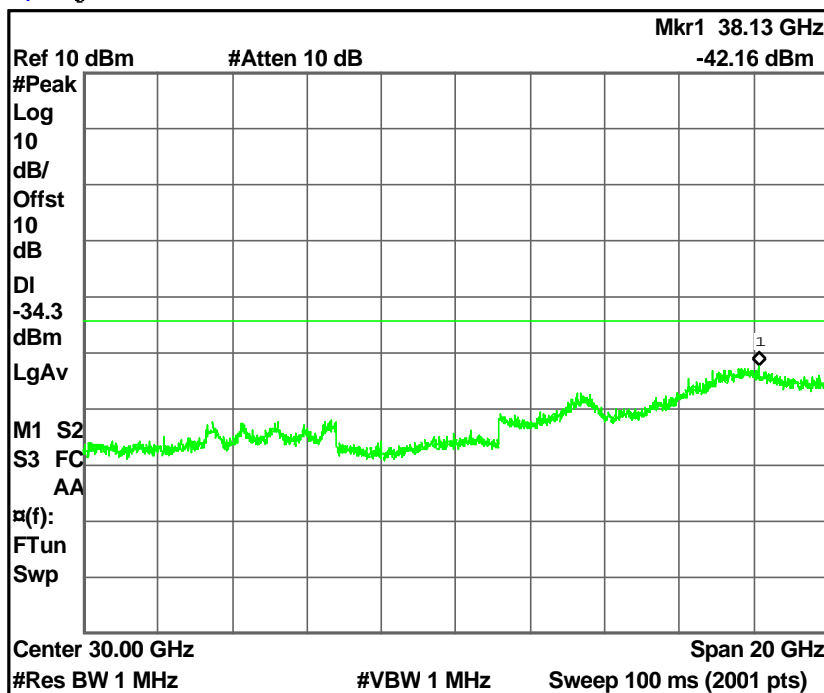


Freq/Channel	
Center Freq	10.0150000 GHz
Start Freq	30.0000000 MHz
Stop Freq	20.0000000 GHz
CF Step	1.99700000 GHz
Auto	Man
Freq Offset	0.00000000 Hz
Signal Track	On Off

Copyright 2000-2008 Agilent Technologies

 Agilent

R T



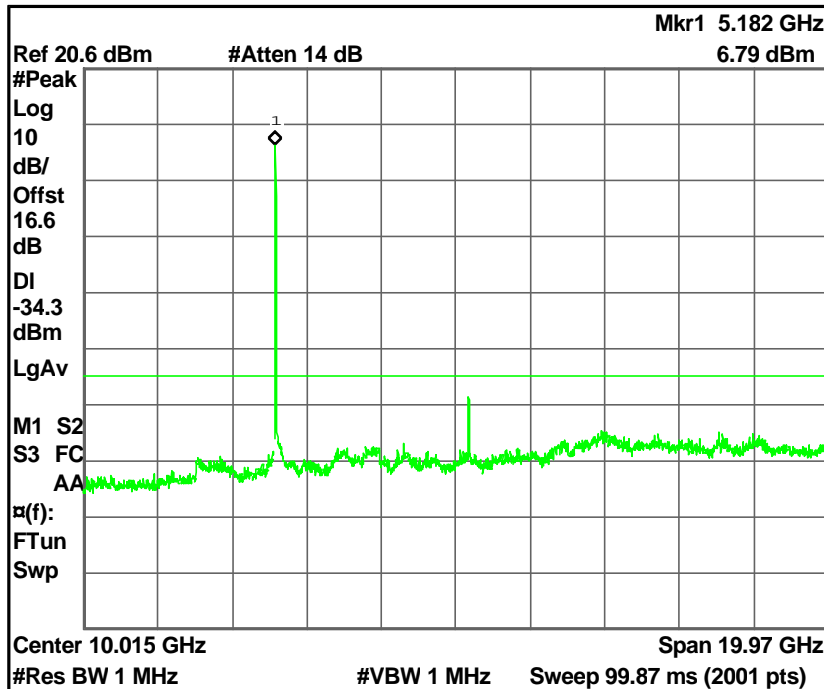
Freq/Channel	
Center Freq	30.0000000 GHz
Start Freq	20.0000000 GHz
Stop Freq	40.0000000 GHz
CF Step	2.00000000 GHz
Auto	Man
Freq Offset	0.00000000 Hz
Signal Track	On Off

Copyright 2000-2008 Agilent Technologies

802.11a, Chain 0+Chain 1, low channel

 Agilent

R T

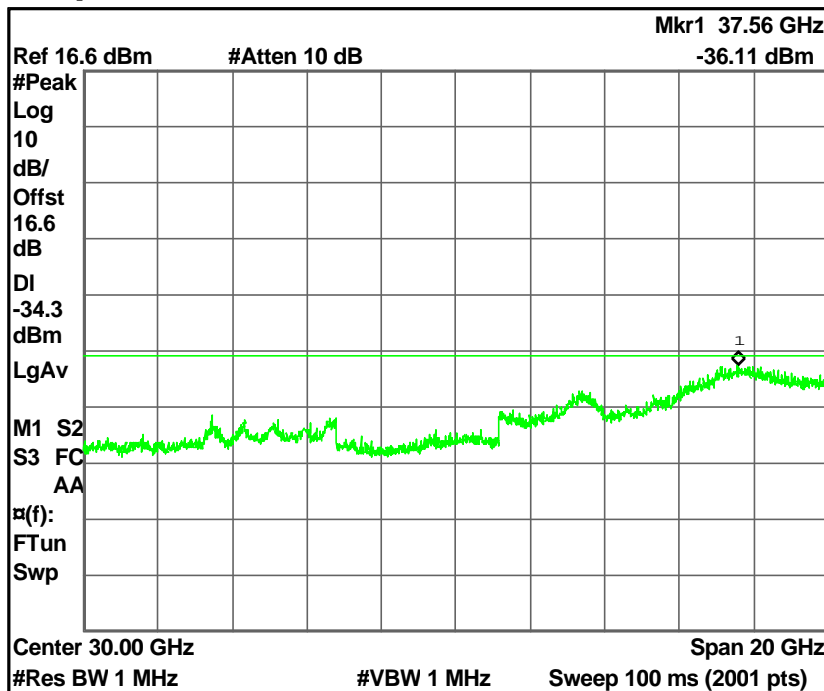


Freq/Channel
Center Freq 10.0150000 GHz
Start Freq 30.0000000 MHz
Stop Freq 20.0000000 GHz
CF Step 1.99700000 GHz Auto Man
Freq Offset 0.00000000 Hz
Signal Track On Off

Copyright 2000-2008 Agilent Technologies

 Agilent

R T



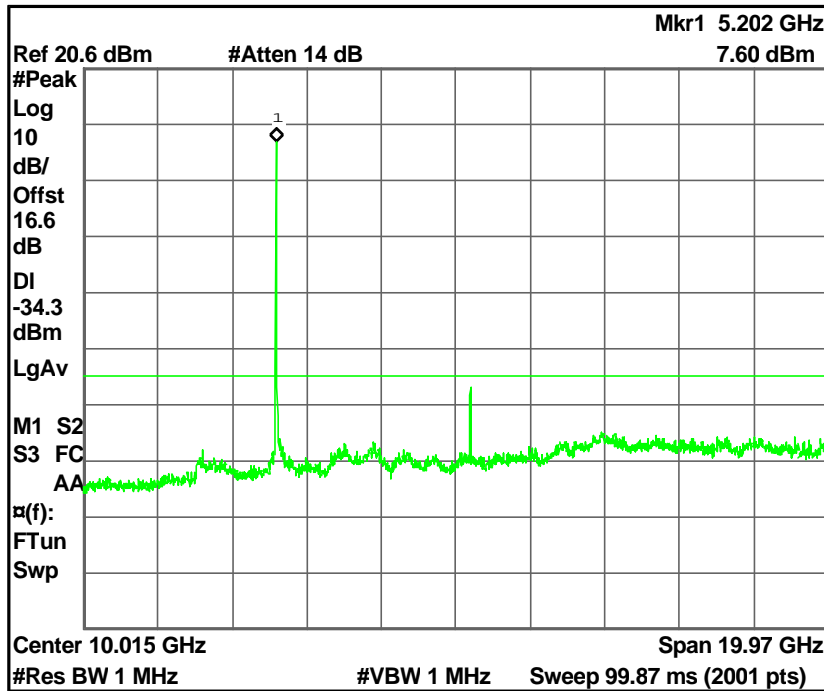
Freq/Channel
Center Freq 30.0000000 GHz
Start Freq 20.0000000 GHz
Stop Freq 40.0000000 GHz
CF Step 2.00000000 GHz Auto Man
Freq Offset 0.00000000 Hz
Signal Track On Off

Copyright 2000-2008 Agilent Technologies

802.11a, Chain 0+Chain 1, middle channel

 Agilent

R T

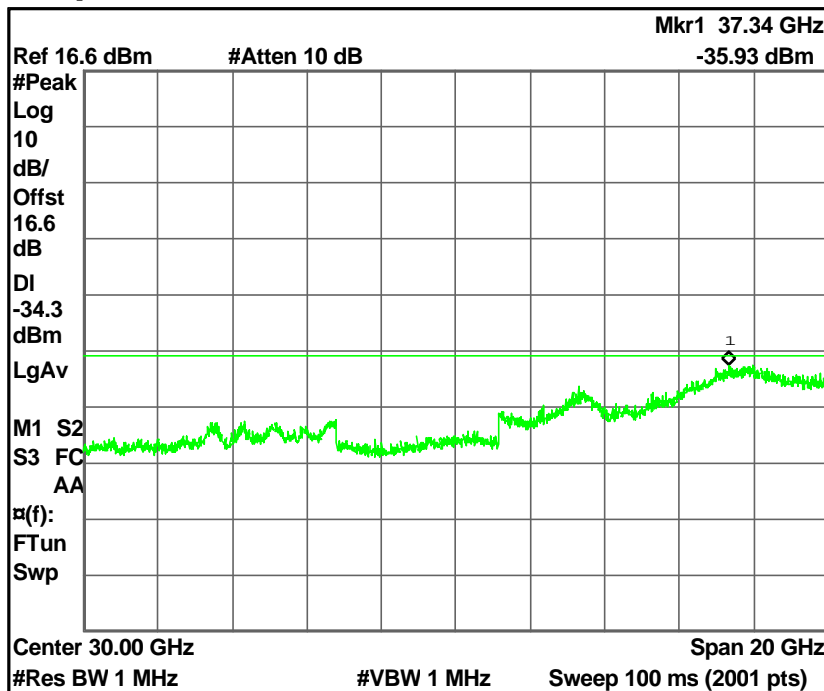


Freq/Channel
Center Freq 10.0150000 GHz
Start Freq 30.0000000 MHz
Stop Freq 20.0000000 GHz
CF Step 1.99700000 GHz Auto Man
Freq Offset 0.00000000 Hz
Signal Track On Off

Copyright 2000-2008 Agilent Technologies

 Agilent

R T



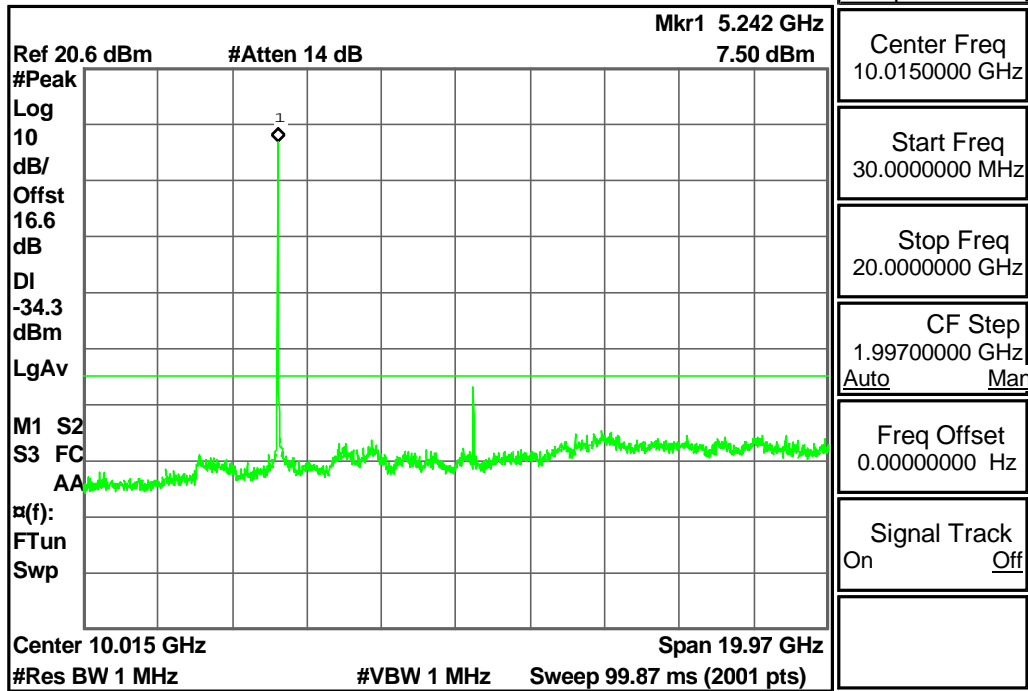
Freq/Channel
Center Freq 30.0000000 GHz
Start Freq 20.0000000 GHz
Stop Freq 40.0000000 GHz
CF Step 2.00000000 GHz Auto Man
Freq Offset 0.00000000 Hz
Signal Track On Off

Copyright 2000-2008 Agilent Technologies

802.11a, Chain 0+Chain 1, high channel

 Agilent

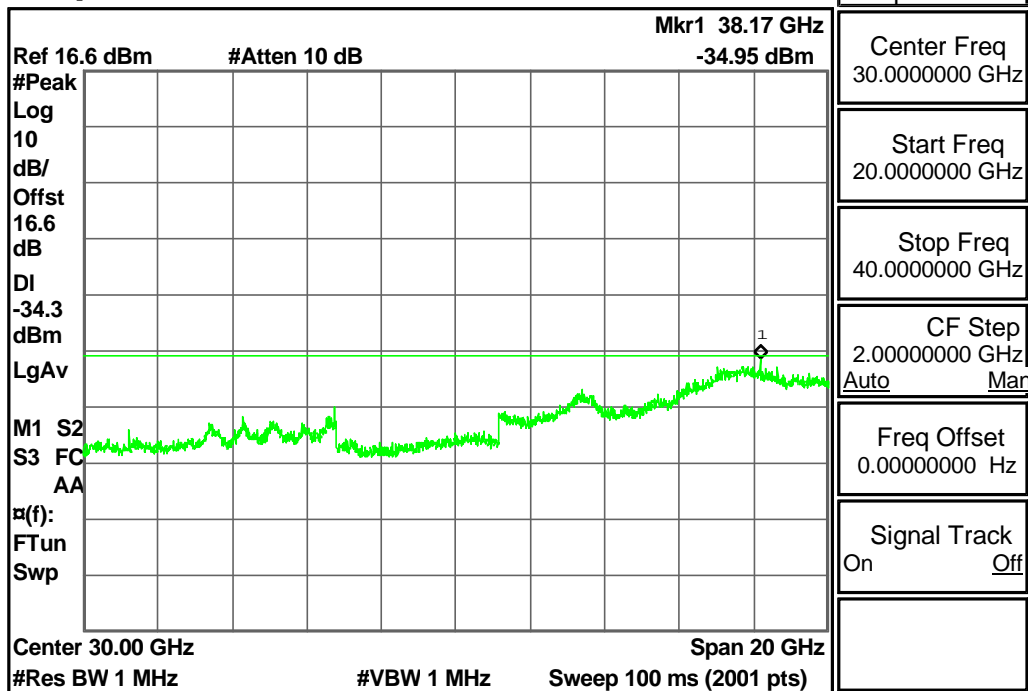
R T



Copyright 2000-2008 Agilent Technologies

 Agilent

R T

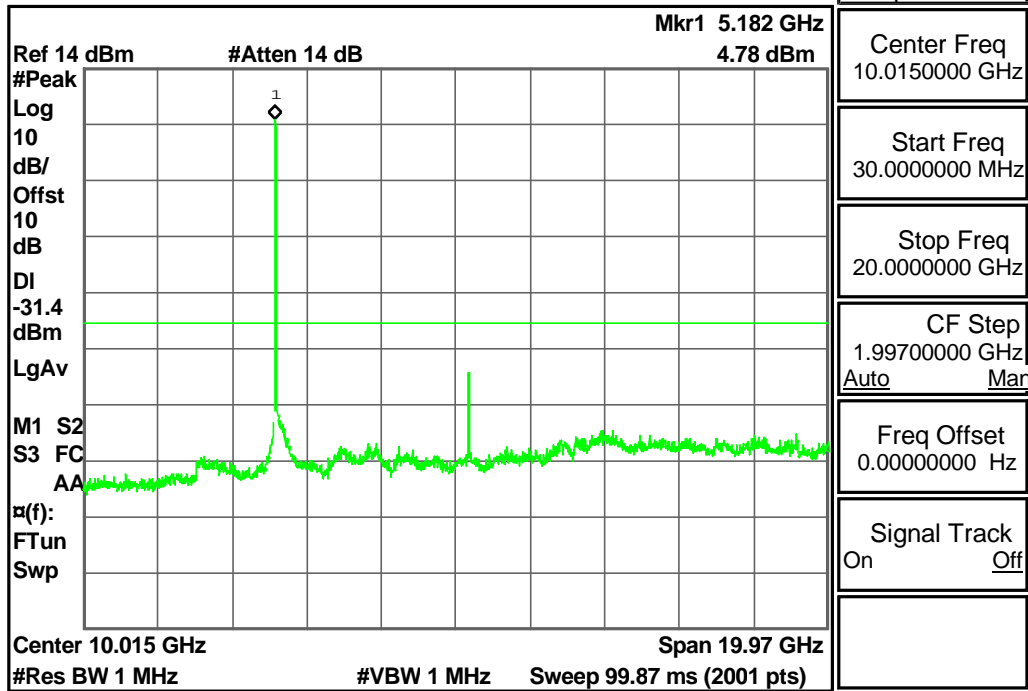


Copyright 2000-2008 Agilent Technologies

802.11an, HT20, Chain 0, low channel

 Agilent

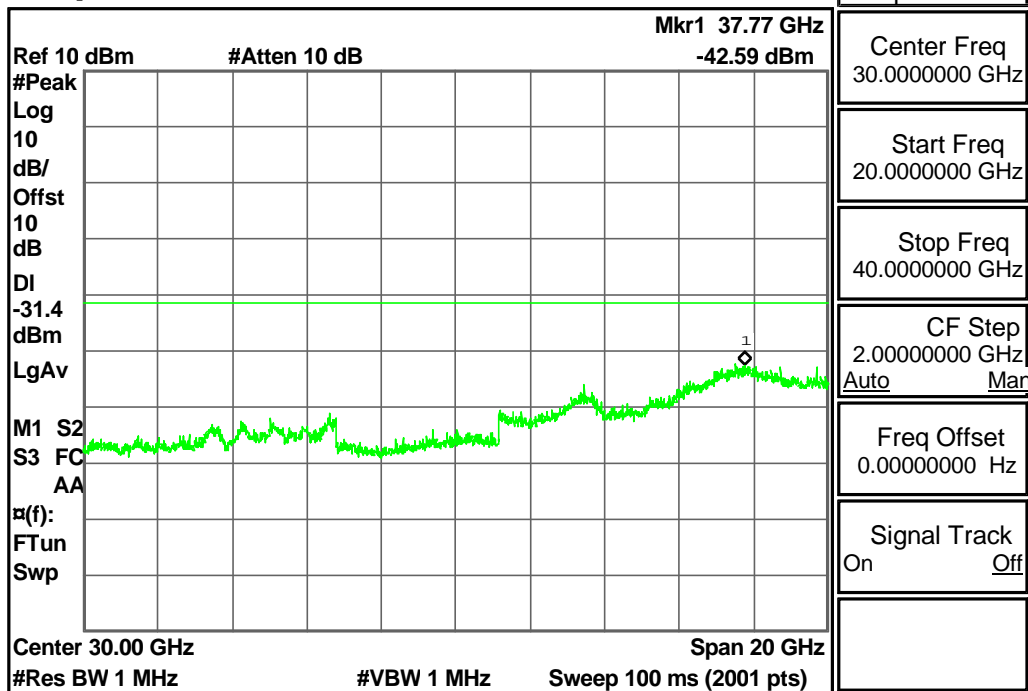
R T



Copyright 2000-2008 Agilent Technologies

 Agilent

R T

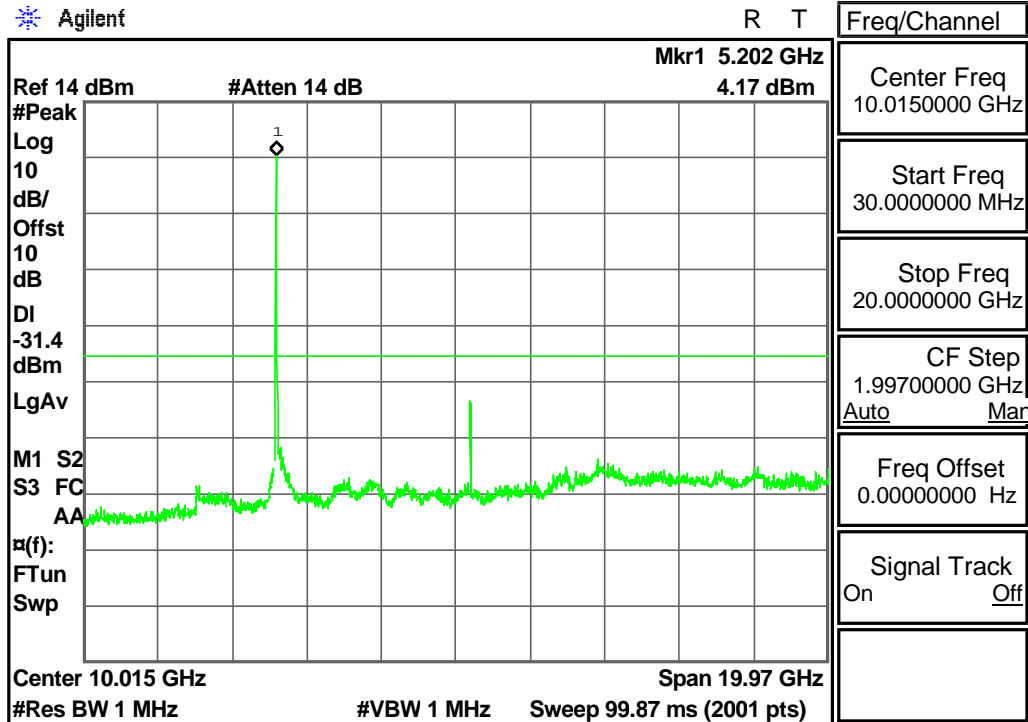


Copyright 2000-2008 Agilent Technologies

802.11an, HT20, Chain 0, middle channel

 Agilent

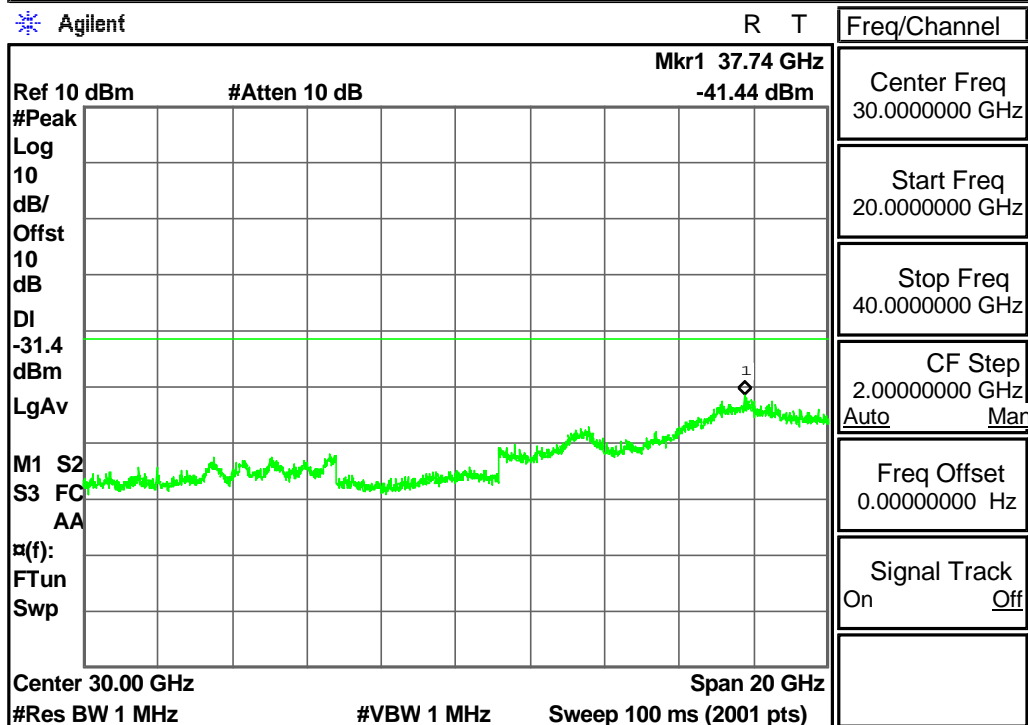
R T



Copyright 2000-2008 Agilent Technologies

 Agilent

R T

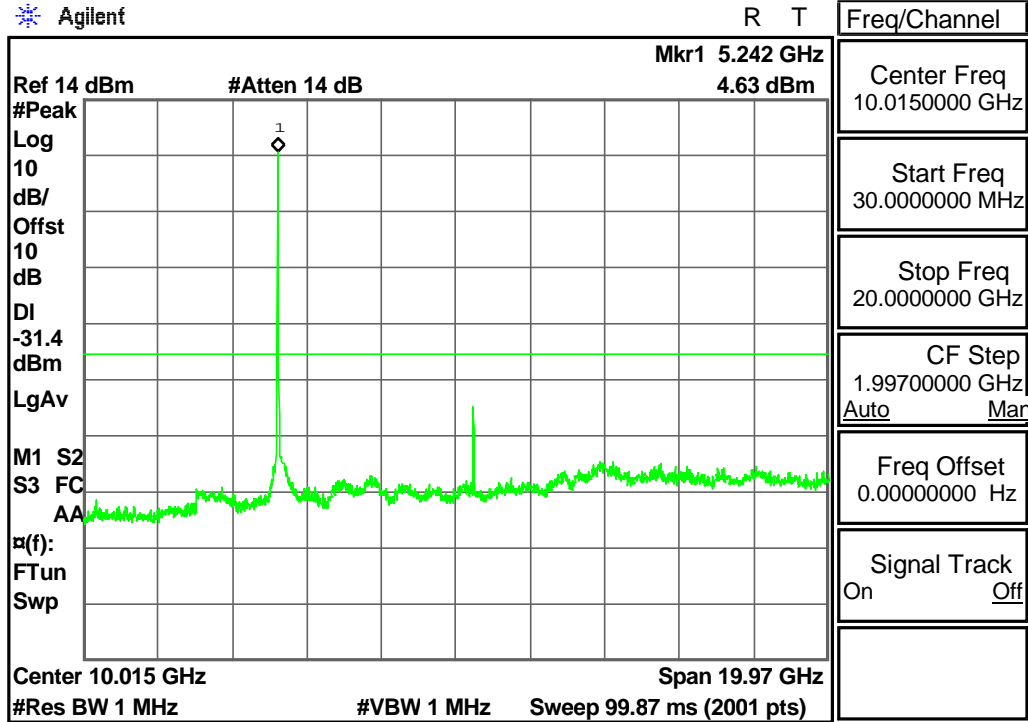


Copyright 2000-2008 Agilent Technologies

802.11an, HT20, Chain 0, high channel

 Agilent

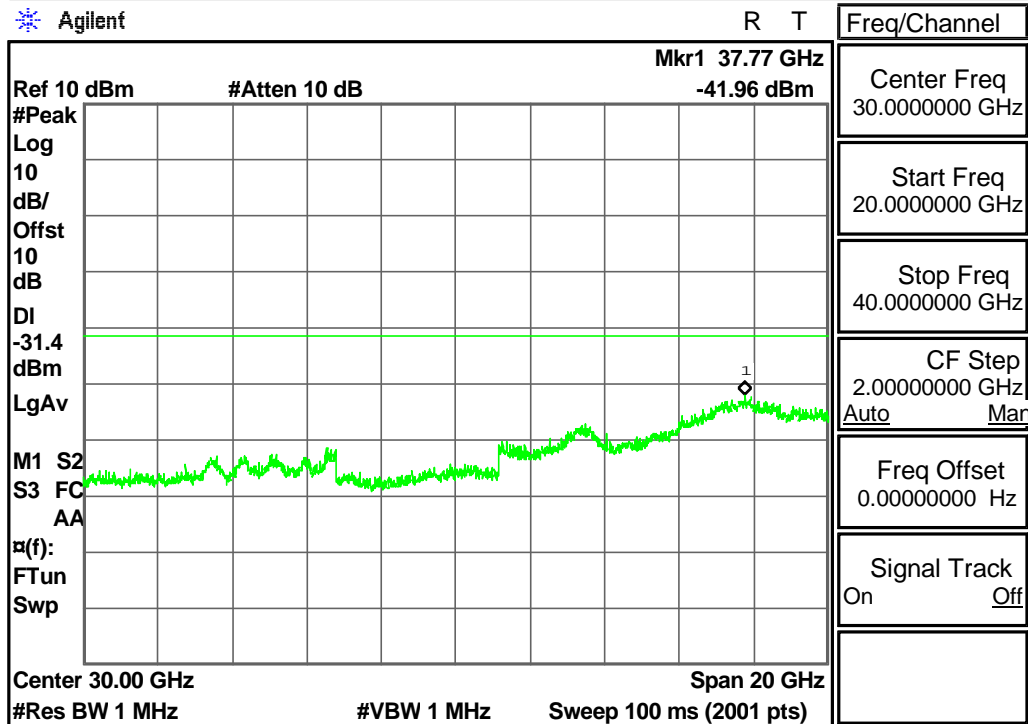
R T



Copyright 2000-2008 Agilent Technologies

 Agilent

R T

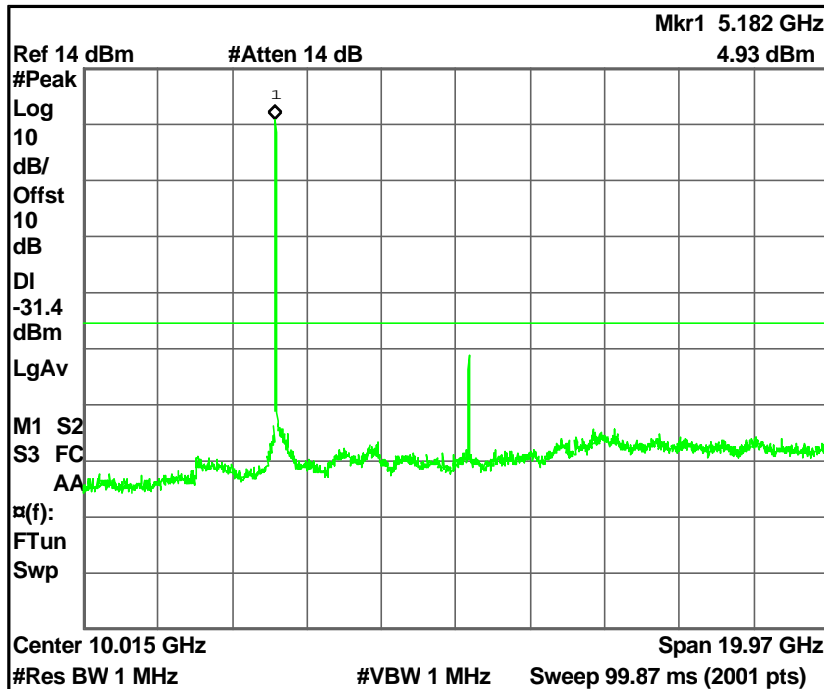


Copyright 2000-2008 Agilent Technologies

802.11an, HT20, Chain 1, low channel

 Agilent

R T

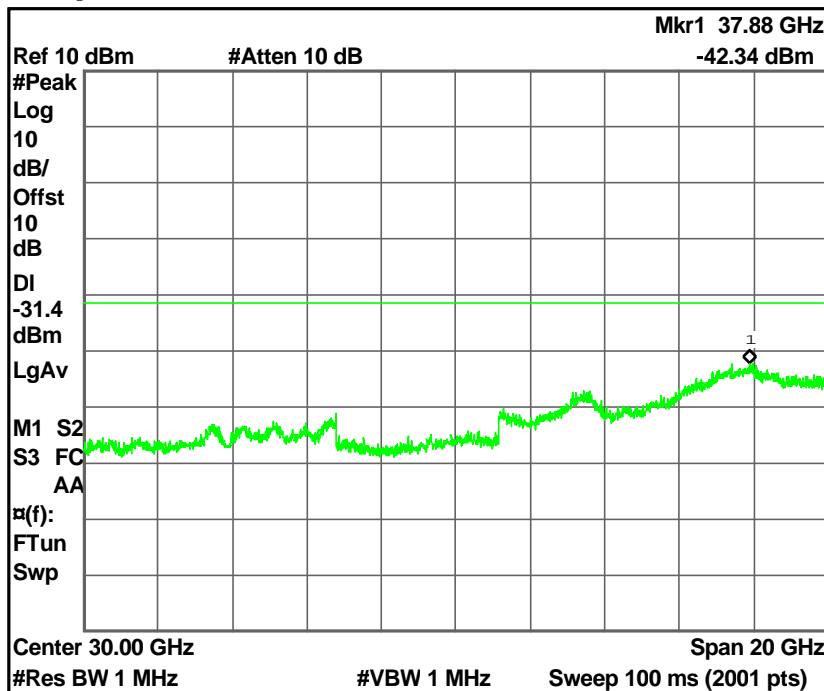


Freq/Channel
Center Freq 10.0150000 GHz
Start Freq 30.0000000 MHz
Stop Freq 20.0000000 GHz
CF Step 1.99700000 GHz Auto Man
Freq Offset 0.00000000 Hz
Signal Track On Off

Copyright 2000-2008 Agilent Technologies

 Agilent

R T



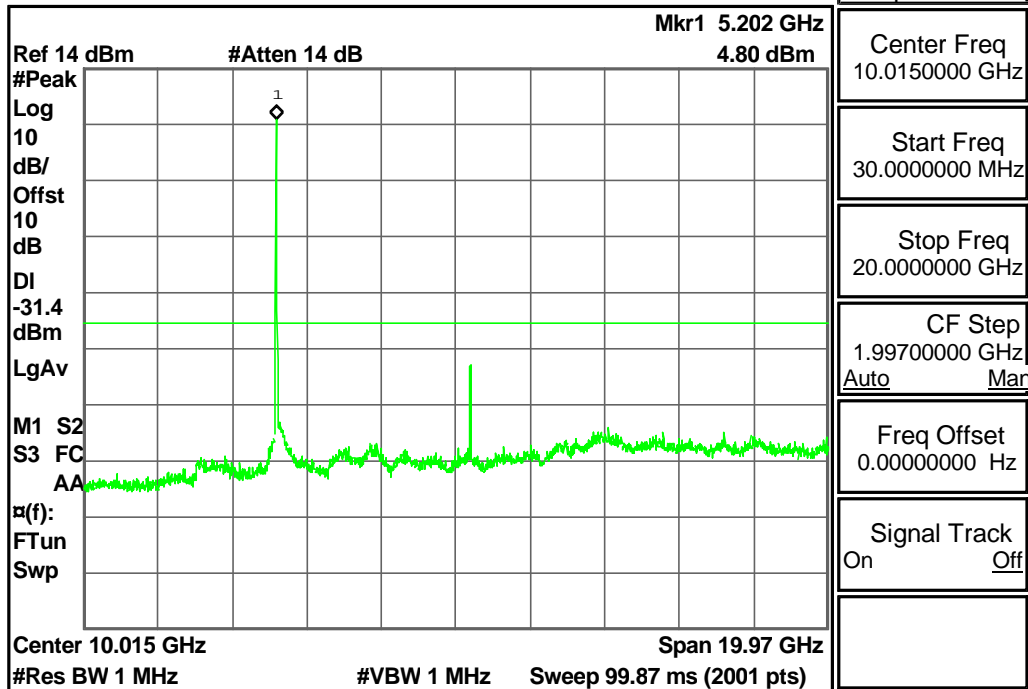
Freq/Channel
Center Freq 30.0000000 GHz
Start Freq 20.0000000 GHz
Stop Freq 40.0000000 GHz
CF Step 2.00000000 GHz Auto Man
Freq Offset 0.00000000 Hz
Signal Track On Off

Copyright 2000-2008 Agilent Technologies

802.11an, HT20, Chain 1, middle channel

 Agilent

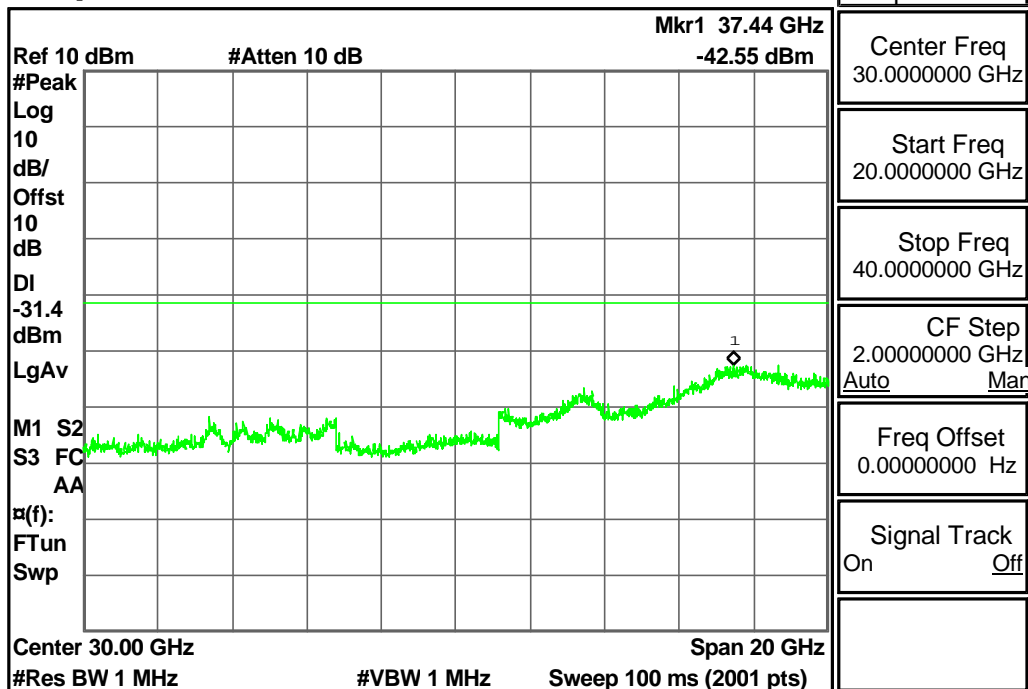
R T



Copyright 2000-2008 Agilent Technologies

 Agilent

R T

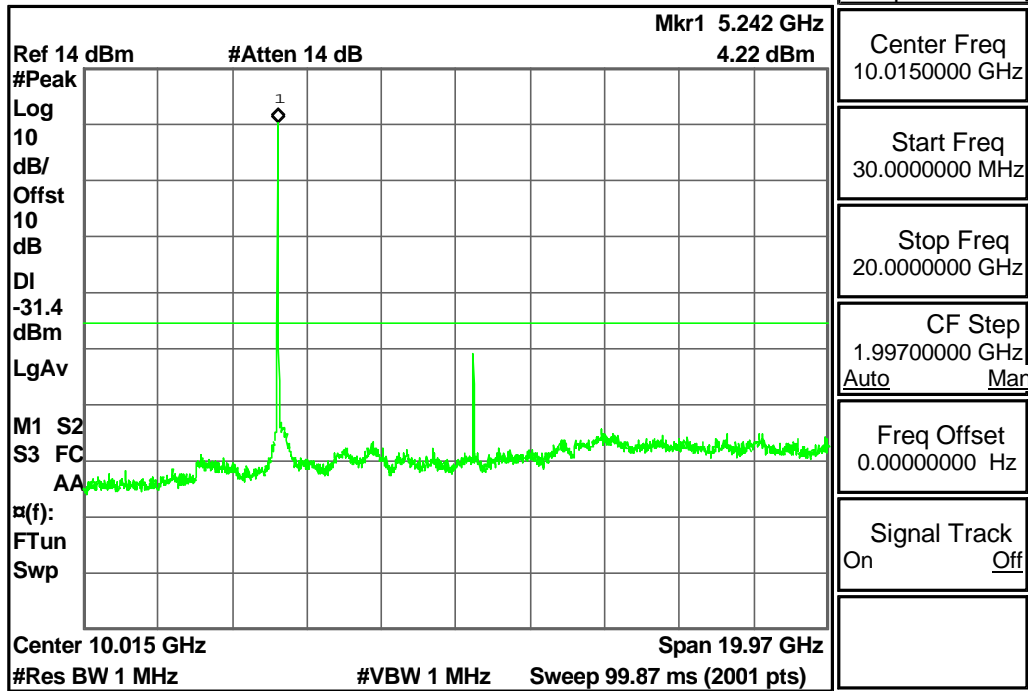


Copyright 2000-2008 Agilent Technologies

802.11an, HT20, Chain 1, high channel

 Agilent

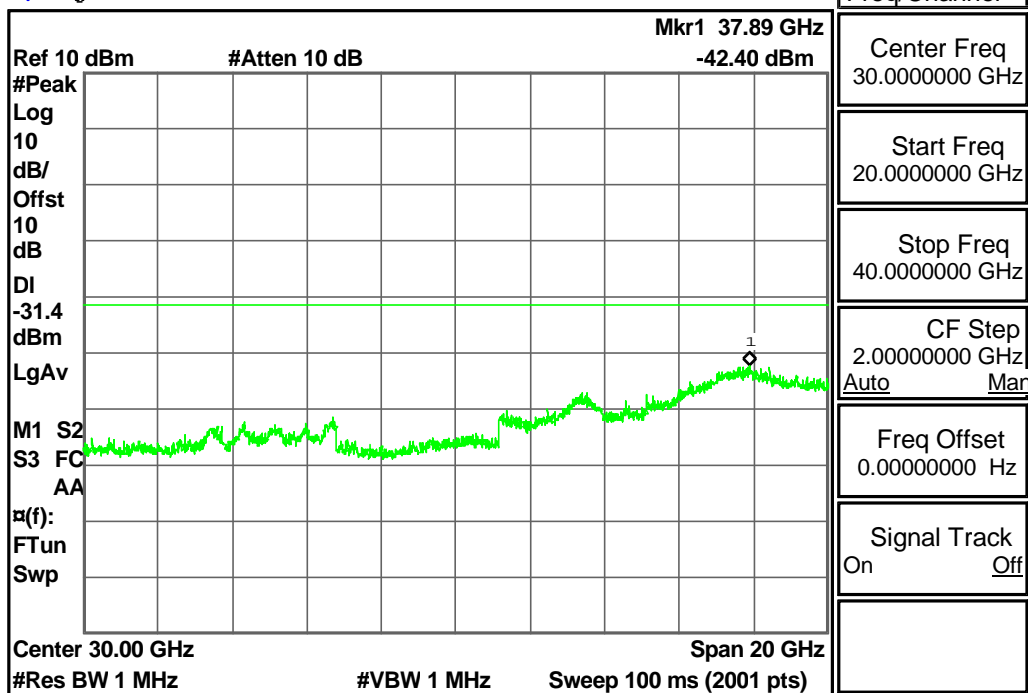
R T



Copyright 2000-2008 Agilent Technologies

 Agilent

R T

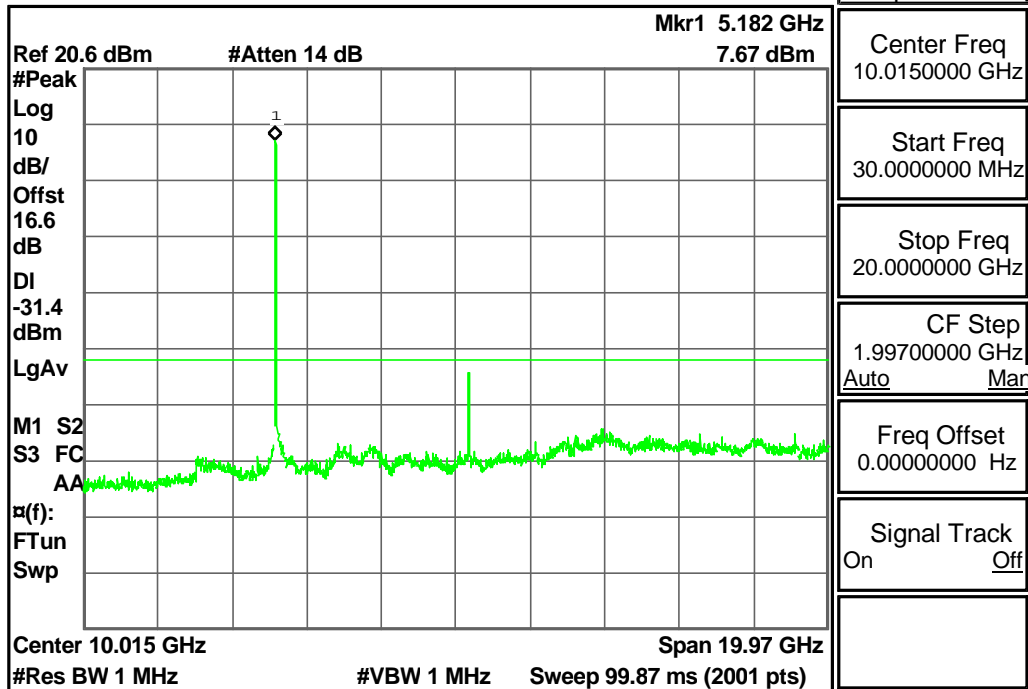


Copyright 2000-2008 Agilent Technologies

802.11an, HT20, Chain 0+Chain 1, low channel

 Agilent

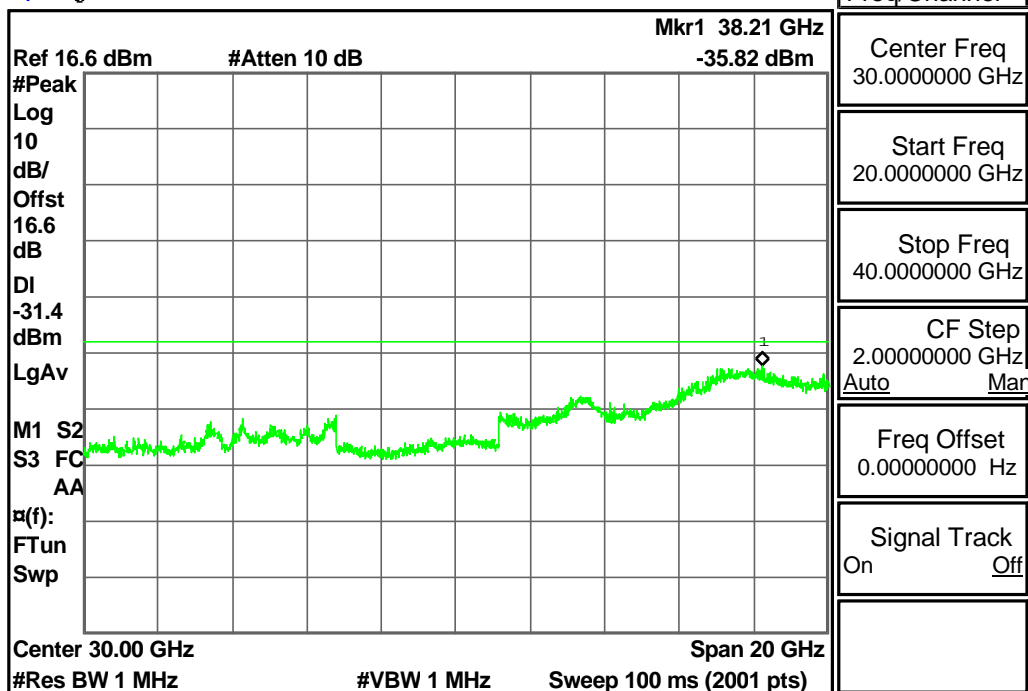
R T



Copyright 2000-2008 Agilent Technologies

 Agilent

R T

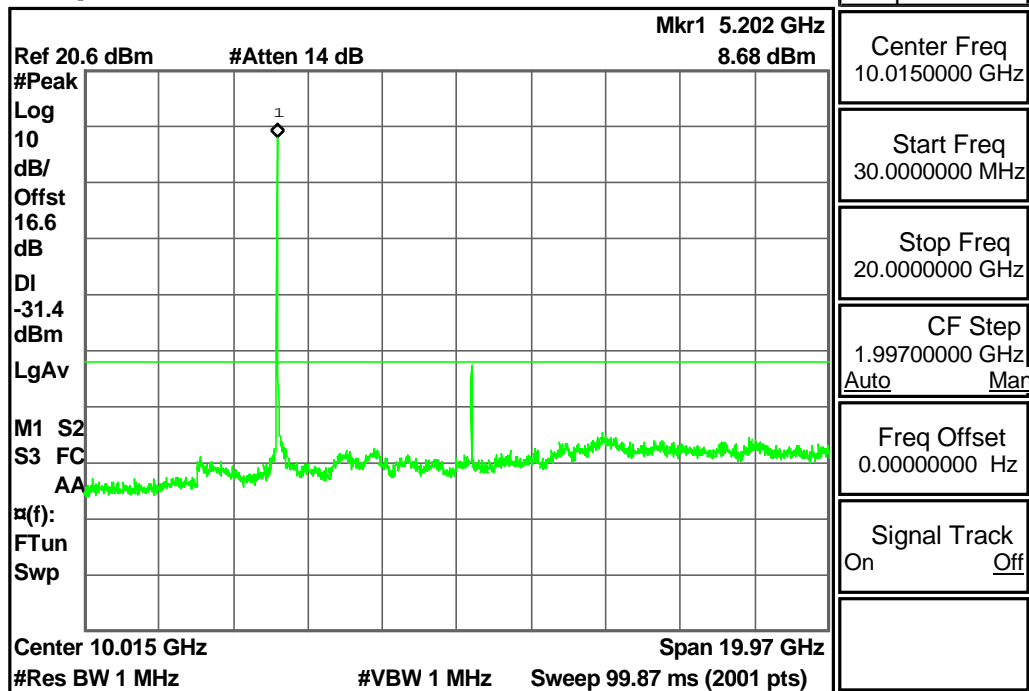


Copyright 2000-2008 Agilent Technologies

802.11an, HT20, Chain 0+Chain 1, middle channel

 Agilent

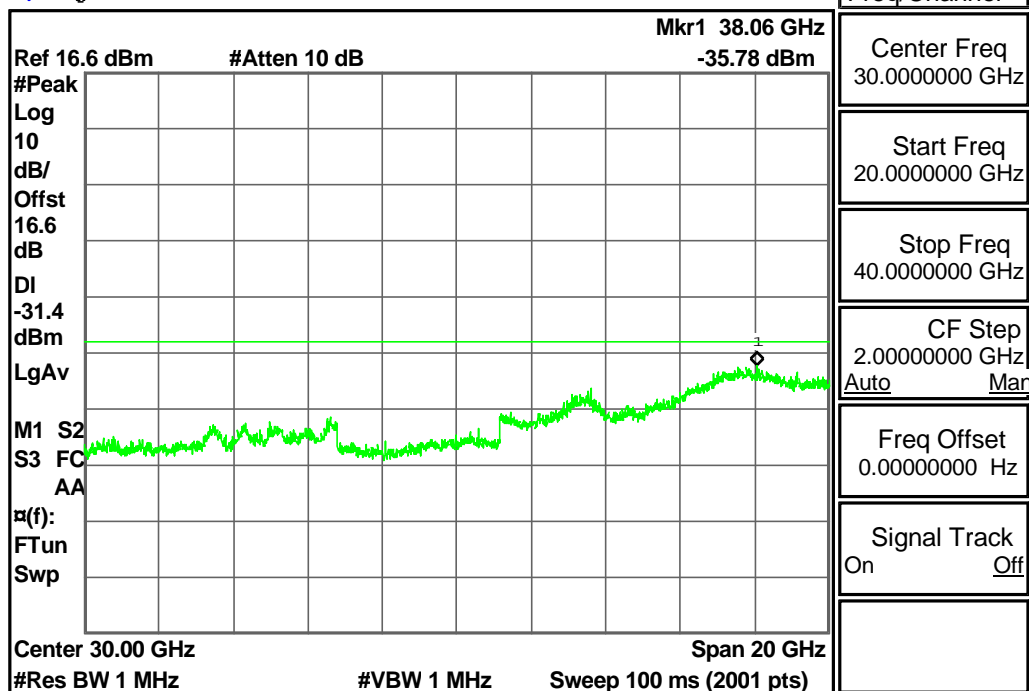
R T



Copyright 2000-2008 Agilent Technologies

 Agilent

R T

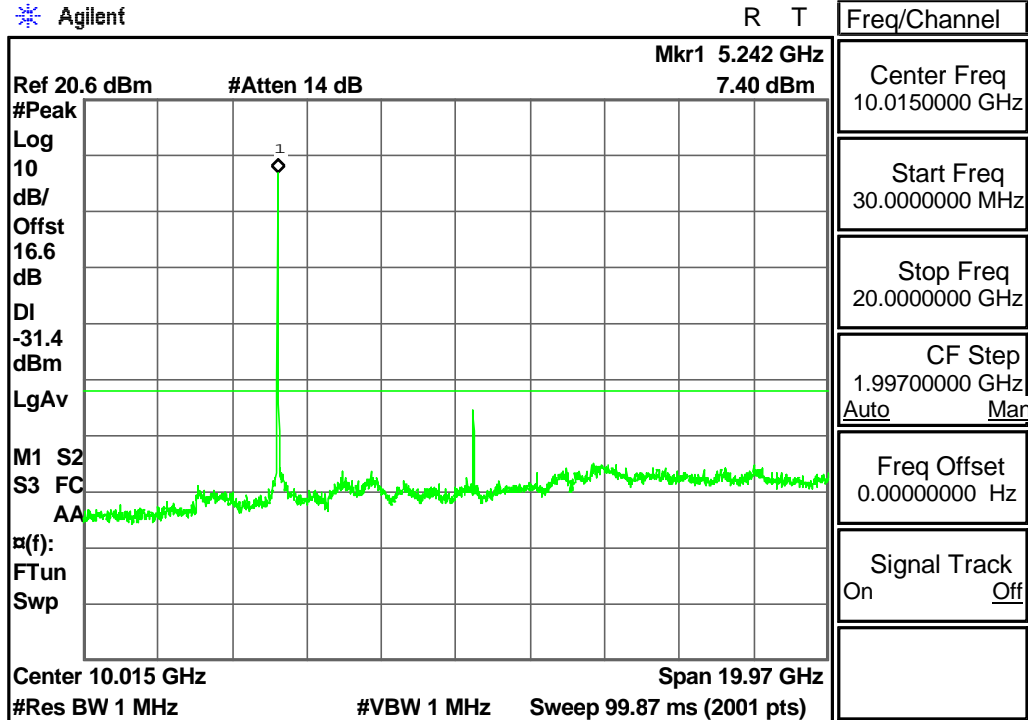


Copyright 2000-2008 Agilent Technologies

802.11an, HT20, Chain 0+Chain 1, high channel

 Agilent

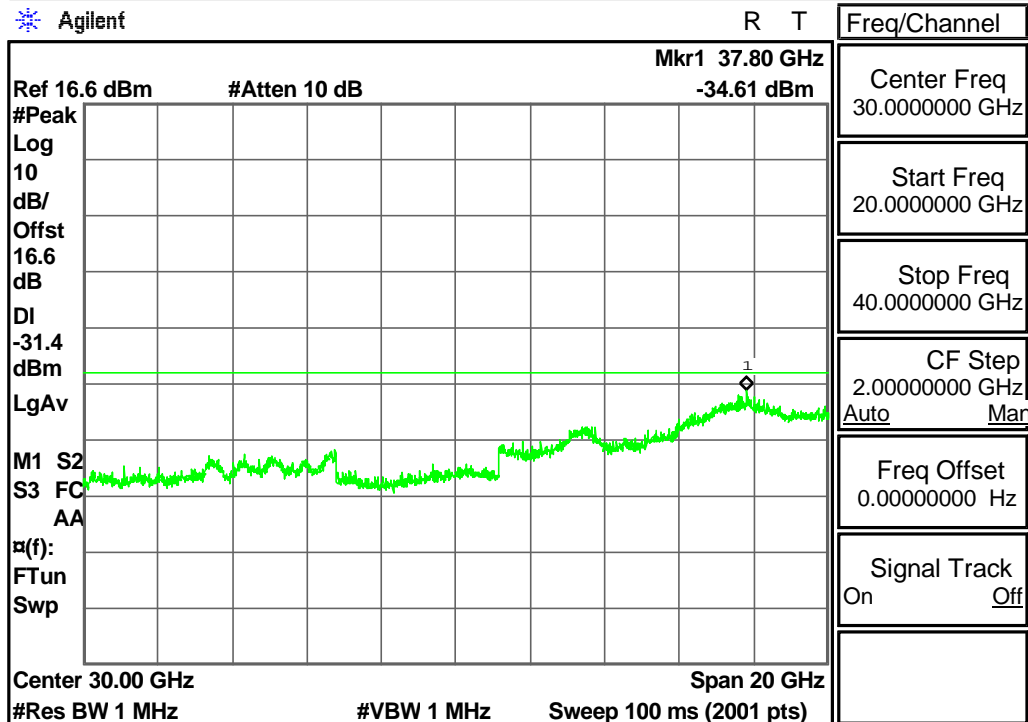
R T



Copyright 2000-2008 Agilent Technologies

 Agilent

R T

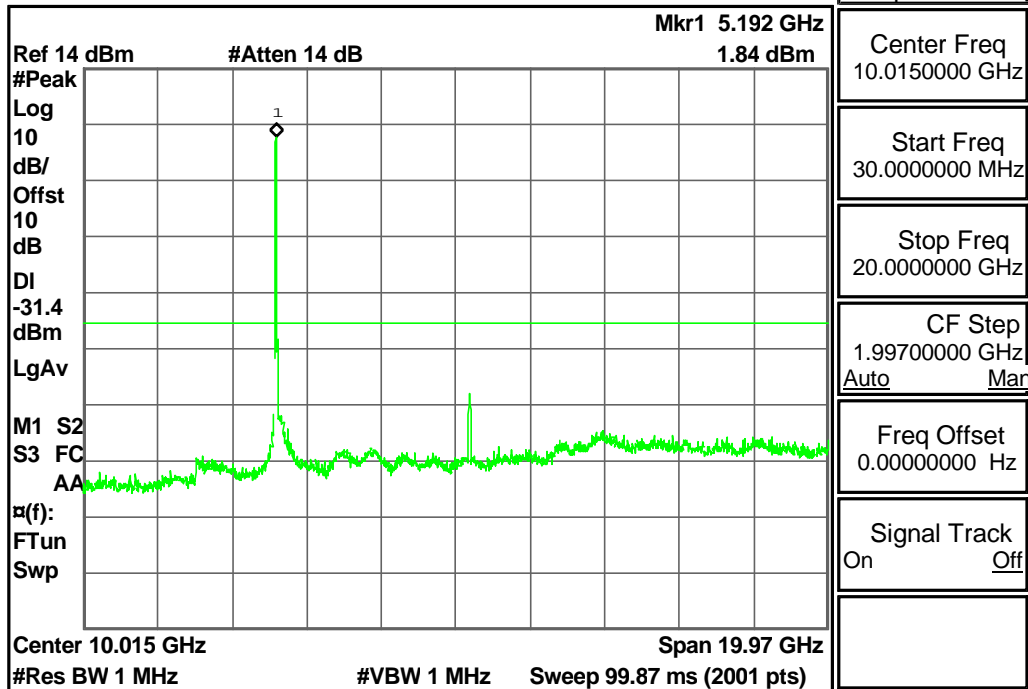


Copyright 2000-2008 Agilent Technologies

802.11an, HT40, Chain 0, low channel

 Agilent

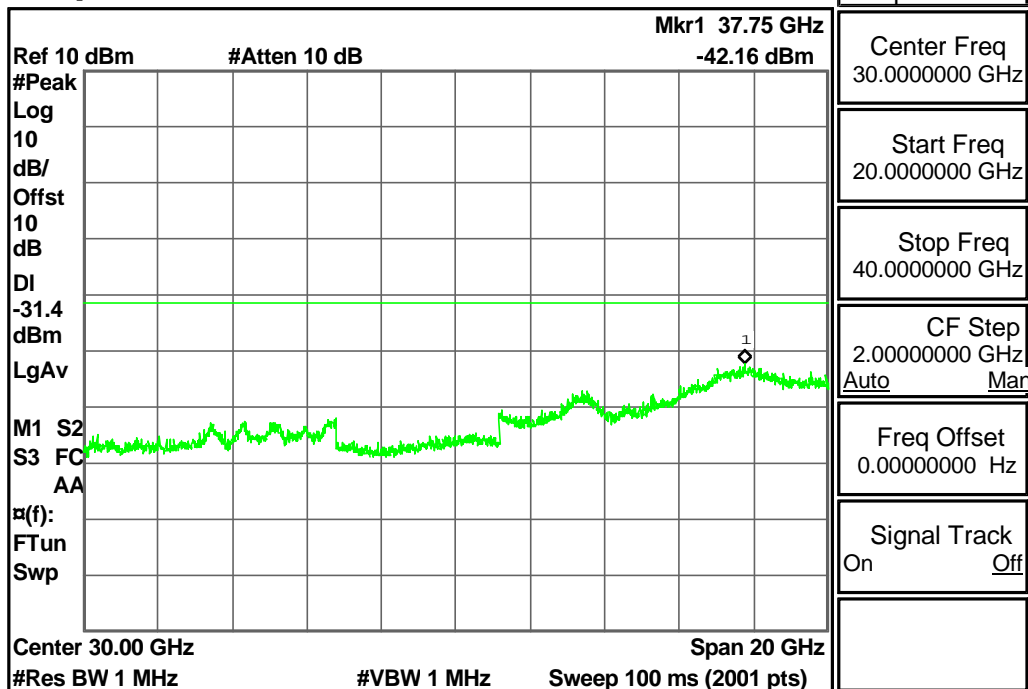
R T



Copyright 2000-2008 Agilent Technologies

 Agilent

R T

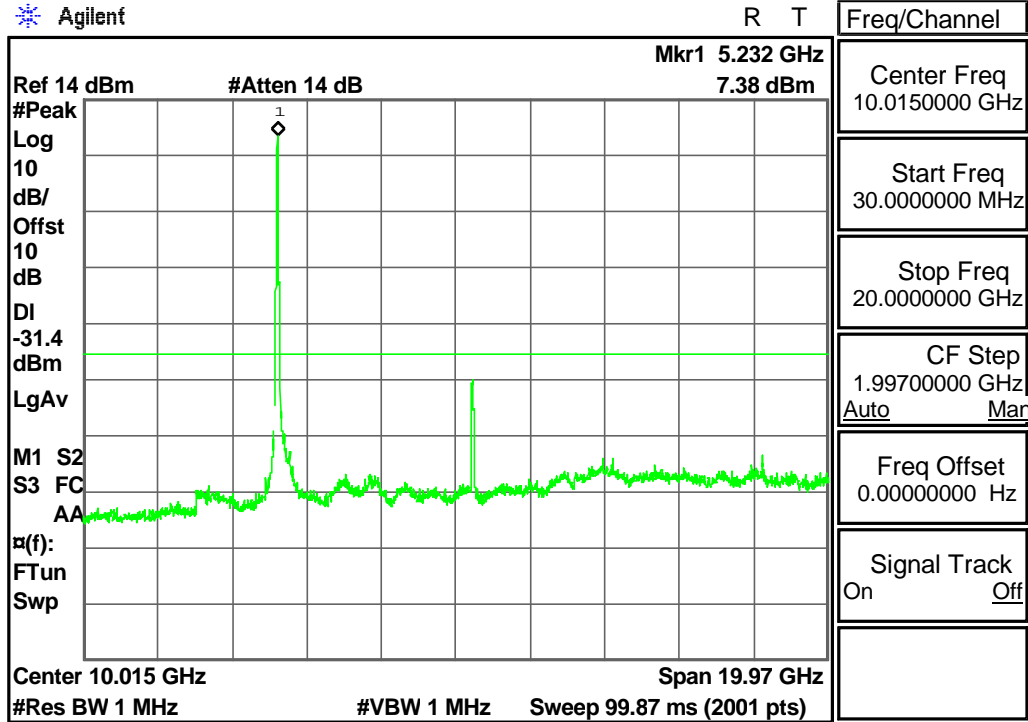


Copyright 2000-2008 Agilent Technologies

802.11an, HT40, Chain 0, high channel

 Agilent

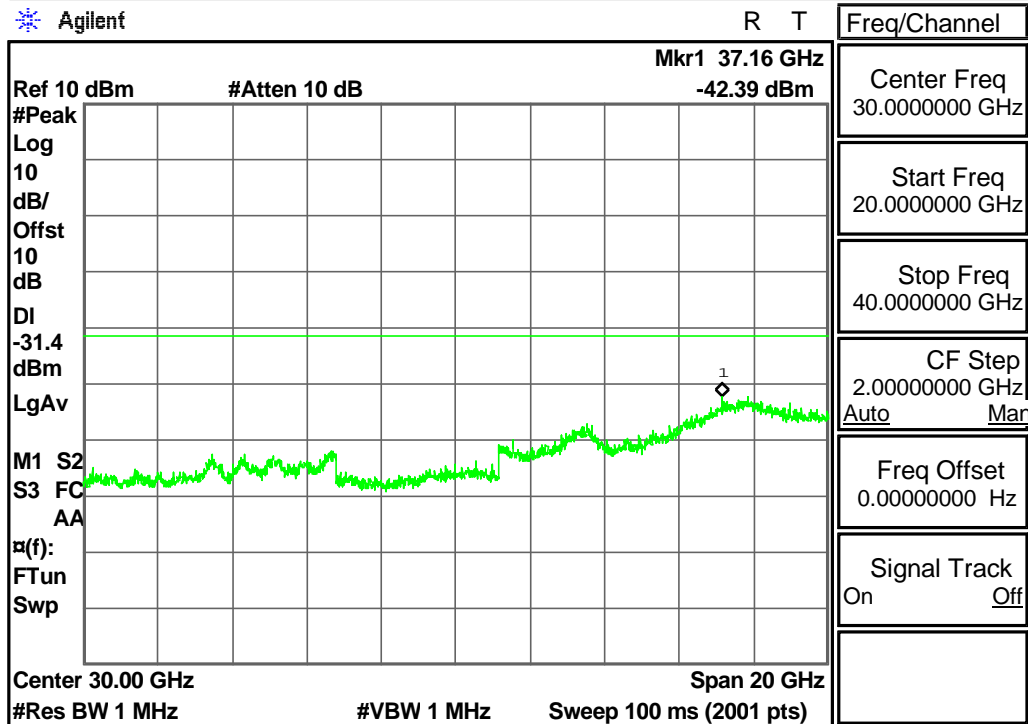
R T



Copyright 2000-2008 Agilent Technologies

 Agilent

R T

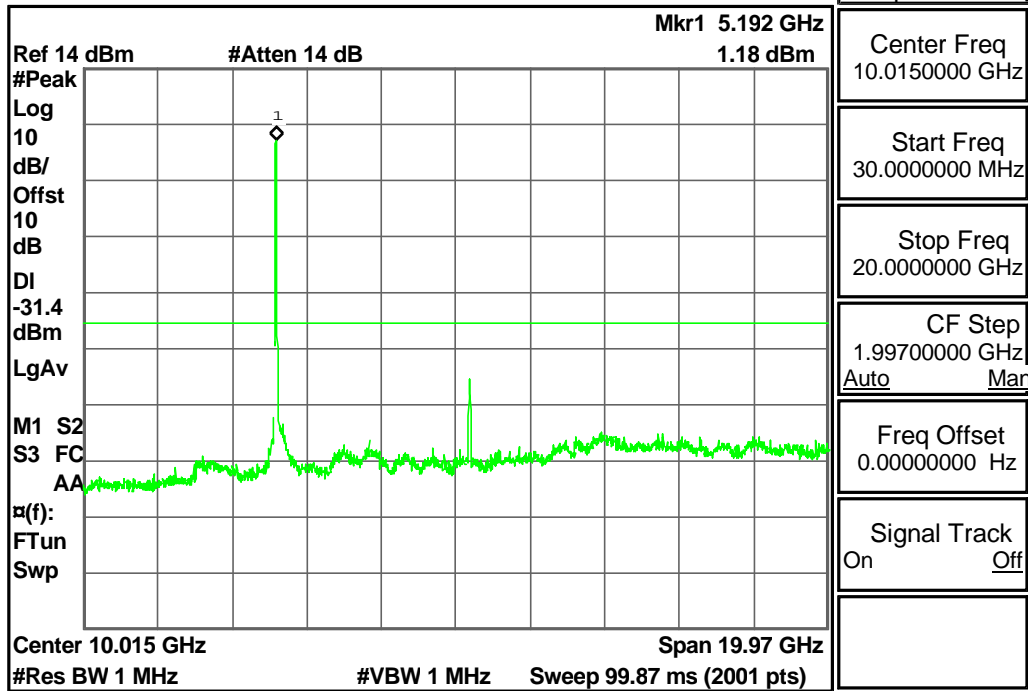


Copyright 2000-2008 Agilent Technologies

802.11an, HT40, Chain 1, low channel

 Agilent

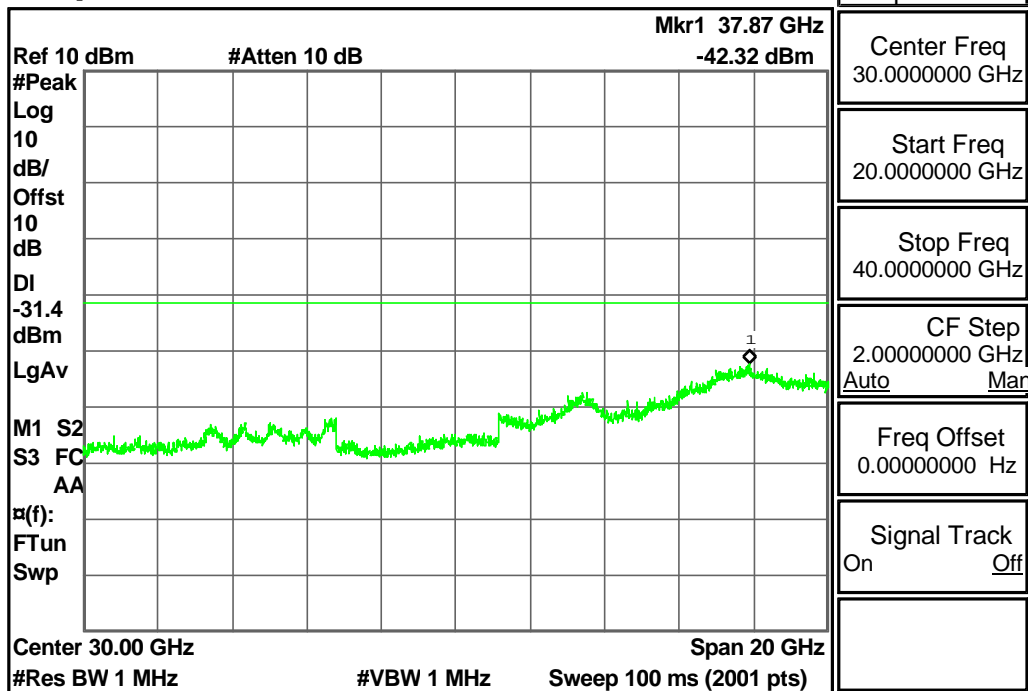
R T



Copyright 2000-2008 Agilent Technologies

 Agilent

R T

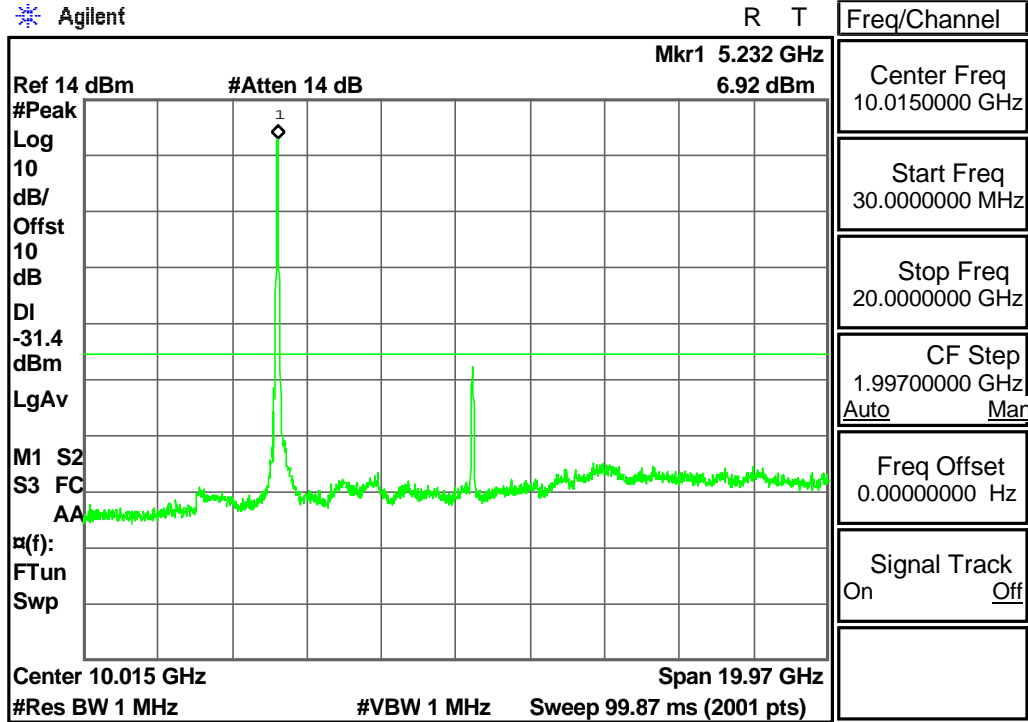


Copyright 2000-2008 Agilent Technologies

802.11an, HT40, Chain 1, high channel

 Agilent

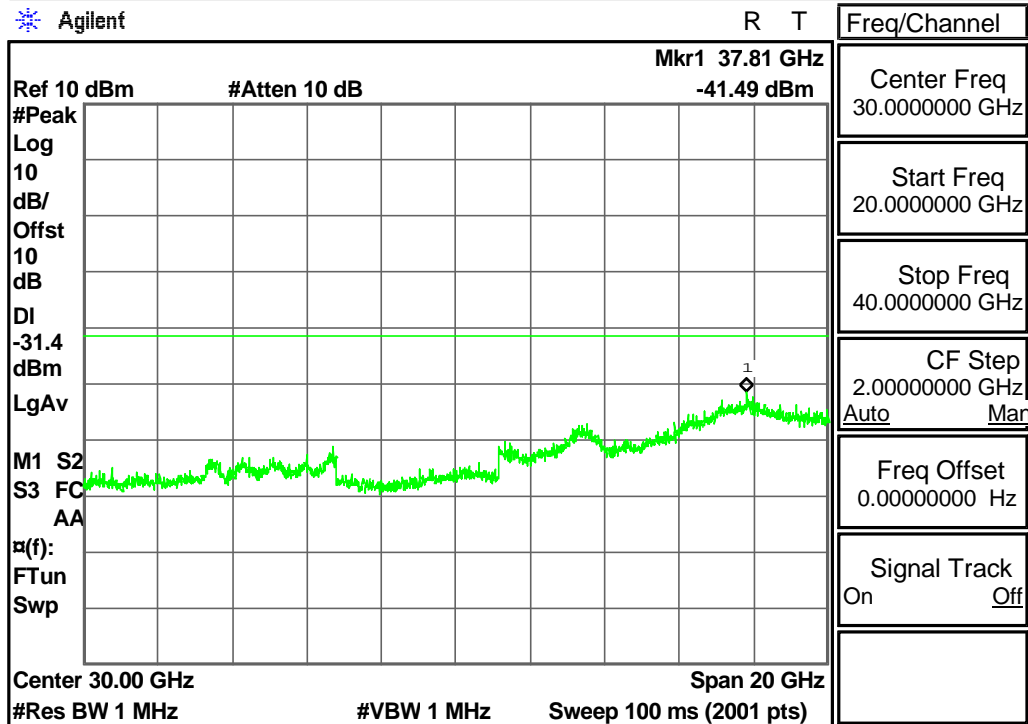
R T



Copyright 2000-2008 Agilent Technologies

 Agilent

R T

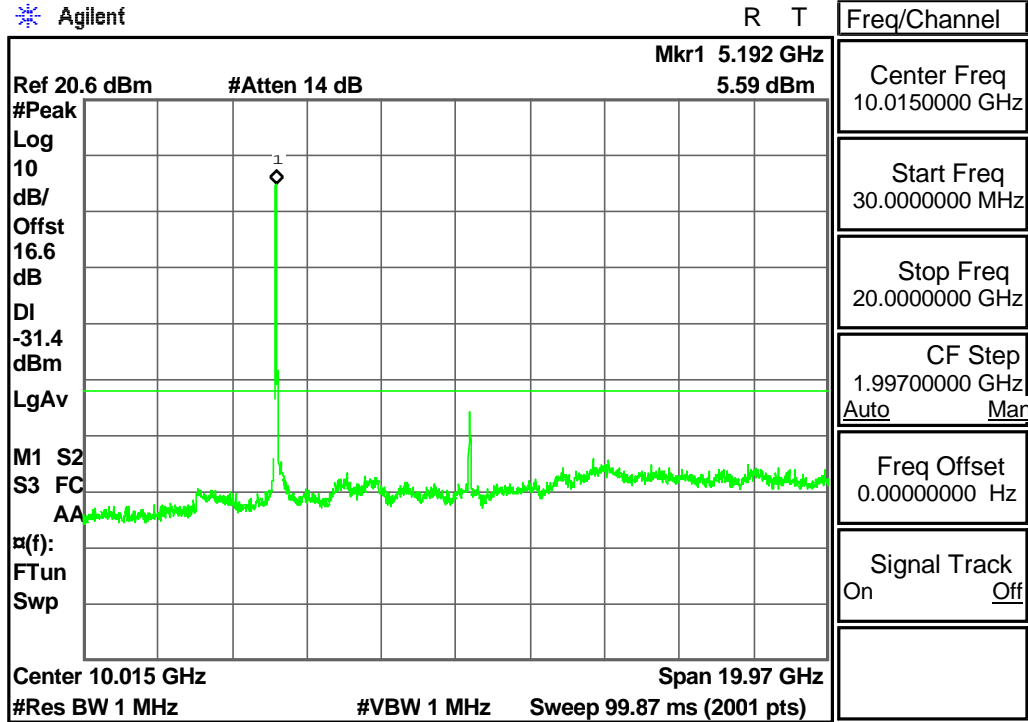


Copyright 2000-2008 Agilent Technologies

802.11an, HT40, Chain 0+Chain 1, low channel

 Agilent

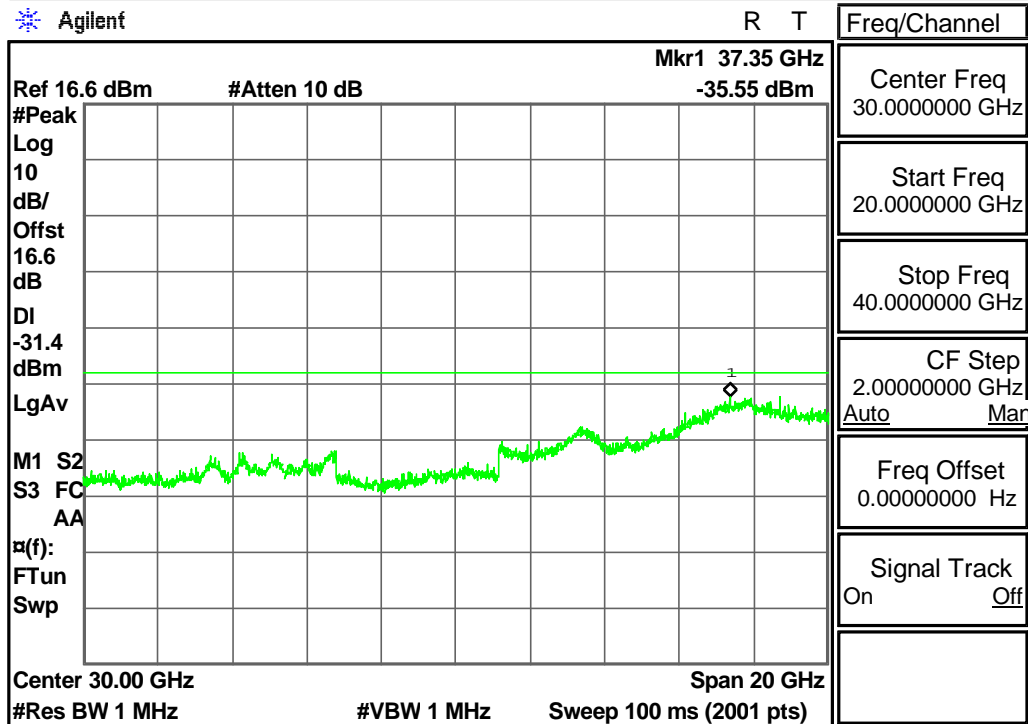
R T



Copyright 2000-2008 Agilent Technologies

 Agilent

R T

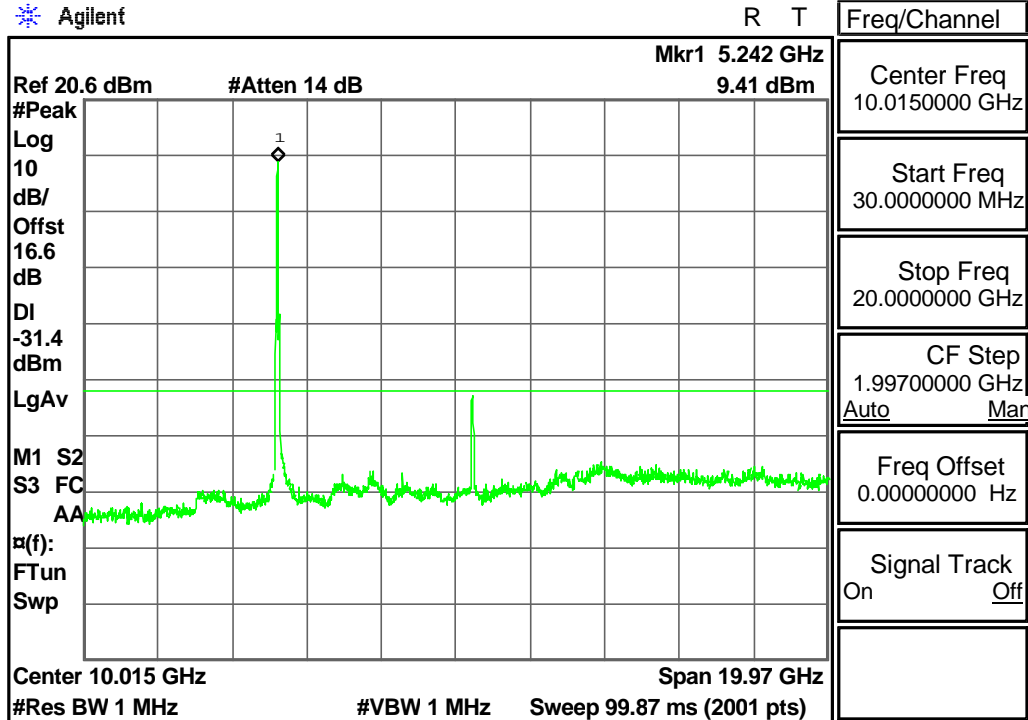


Copyright 2000-2008 Agilent Technologies

802.11an, HT40, Chain 0+Chain 1, high channel

 Agilent

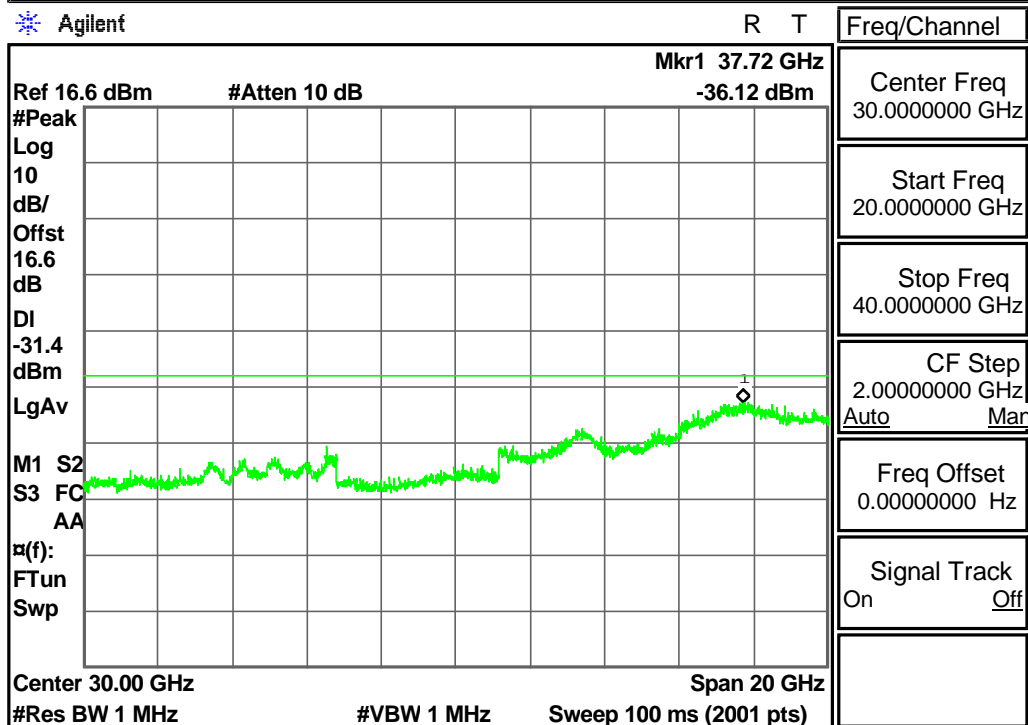
R T



Copyright 2000-2008 Agilent Technologies

 Agilent

R T



Copyright 2000-2008 Agilent Technologies

5.2.7 Spurious Emission

RESULT:**Passed**

Date of testing : 2010-12-29 to 2011-01-10
Test standard : FCC part 15.407(b)(6)
Basic standard : ANSI C63.4: 2003
Limits : Refer to 15.209(a)
Kind of test site : 3m Semi-Anechoic Chamber

Test setup

Test Channel : Low/ Middle/ High
Operation mode : A, B
Ambient temperature : 20°C
Relative humidity : 56%
Atmospheric pressure : 101.0 kPa

Pre-test performed within frequency range 9kHz to 30Mhz, and the emissions level of below 30MHz are too far below the limit, hence test result below 30Mhz are omitted.

Table 51: Test result of Spurious Emissions, 802.11a

a) Channel Low
 Fundamental Frequency: 5180 MHz

Frequency (MHz)	Reading (dBuV)				Factor (dB) Corr.	Result @3m (dBuV/m)		Limit @3m (dBuV/m)	
	H		V			Peak	Ave	Peak	Ave.
	Peak	Ave	Peak	Ave					
10360.000	62.9	46.4	64.0	48.7	3.07	67.1	51.8	74.0	54.0
15540.000	---	---	---	---	3.56	---	---	74.0	54.0
20720.000	---	---	---	---	-5.38	---	---	74.0	54.0

b) Channel Mid
 Fundamental Frequency: 5200 MHz

Frequency (MHz)	Reading (dBuV)				Factor (dB) Corr.	Result @3m (dBuV/m)		Limit @3m (dBuV/m)	
	H		V			Peak	Ave	Peak	Ave.
	Peak	Ave	Peak	Ave					
10400.000	64.0	47.5	6.4	50.6	3.14	68.5	53.7	74.0	54.0
15600.000	---	---	---	---	3.50	---	---	74.0	54.0
20800.000	---	---	---	---	-5.30	---	---	74.0	54.0
31200.000	---	---	---	---	-1.14	---	---	74.0	54.0

c) Channel High
 Fundamental Frequency: 5240 MHz

Frequency (MHz)	Reading (dBuV)				Factor (dB) Corr.	Result @3m (dBuV/m)		Limit @3m (dBuV/m)	
	H		V			Peak	Ave	Peak	Ave.
	Peak	Ave	Peak	Ave					
10480.000	64.5	47.3	65.7	50.4	3.27	69.0	53.7	74.0	54.0
15720.000	---	---	---	---	3.38	---	---	74.0	54.0
20960.000	---	---	---	---	-5.14	---	---	74.0	54.0
31440.000	---	---	---	---	-0.95	---	---	74.0	54.0

Note:

1. Item of margin shown in above table refers to average limit.
2. Remark "---" means that the emissions level is too low to be measured.

Table 52: Test result of Spurious Emissions, 802.11a, HT20

a) Channel Low
 Fundamental Frequency: 5180 MHz

Frequency (MHz)	Reading (dBuV)				Factor (dB) Corr.	Result @3m (dBuV/m)		Limit @3m (dBuV/m)	
	H		V			Peak	Ave	Peak	Ave.
	Peak	Ave	Peak	Ave					
10360.000	55.5	41.3	58.2	42.9	3.07	61.3	46.0	74.0	54.0
15540.000	---	---	---	---	3.56	---	---	74.0	54.0
20720.000	---	---	---	---	-5.38	---	---	74.0	54.0

b) Channel Mid
 Fundamental Frequency: 5200 MHz

Frequency (MHz)	Reading (dBuV)				Factor (dB) Corr.	Result @3m (dBuV/m)		Limit @3m (dBuV/m)	
	H		V			Peak	Ave	Peak	Ave.
	Peak	Ave	Peak	Ave					
10400.000	55.8	41.3	58.7	42.7	3.14	61.8	45.8	74.0	54.0
15600.000	---	---	---	---	3.50	---	---	74.0	54.0
20800.000	---	---	---	---	-5.30	---	---	74.0	54.0
31200.000	---	---	---	---	-1.14	---	---	74.0	54.0

c) Channel High
 Fundamental Frequency: 5240 MHz

Frequency (MHz)	Reading (dBuV)				Factor (dB) Corr.	Result @3m (dBuV/m)		Limit @3m (dBuV/m)	
	H		V			Peak	Ave	Peak	Ave.
	Peak	Ave	Peak	Ave					
10480.000	55.4	41.5	58.8	42.5	3.27	62.1	45.8	74.0	54.0
15720.000	---	---	---	---	3.38	---	---	74.0	54.0
20960.000	---	---	---	---	-5.14	---	---	74.0	54.0
31440.000	---	---	---	---	-0.95	---	---	74.0	54.0

Note:

1. Item of margin shown in above table refers to average limit.
2. Remark "---" means that the emissions level is too low to be measured.

Table 53: Test result of Spurious Emissions, 802.11a, HT40

a) Channel Low
 Fundamental Frequency: 5190 MHz

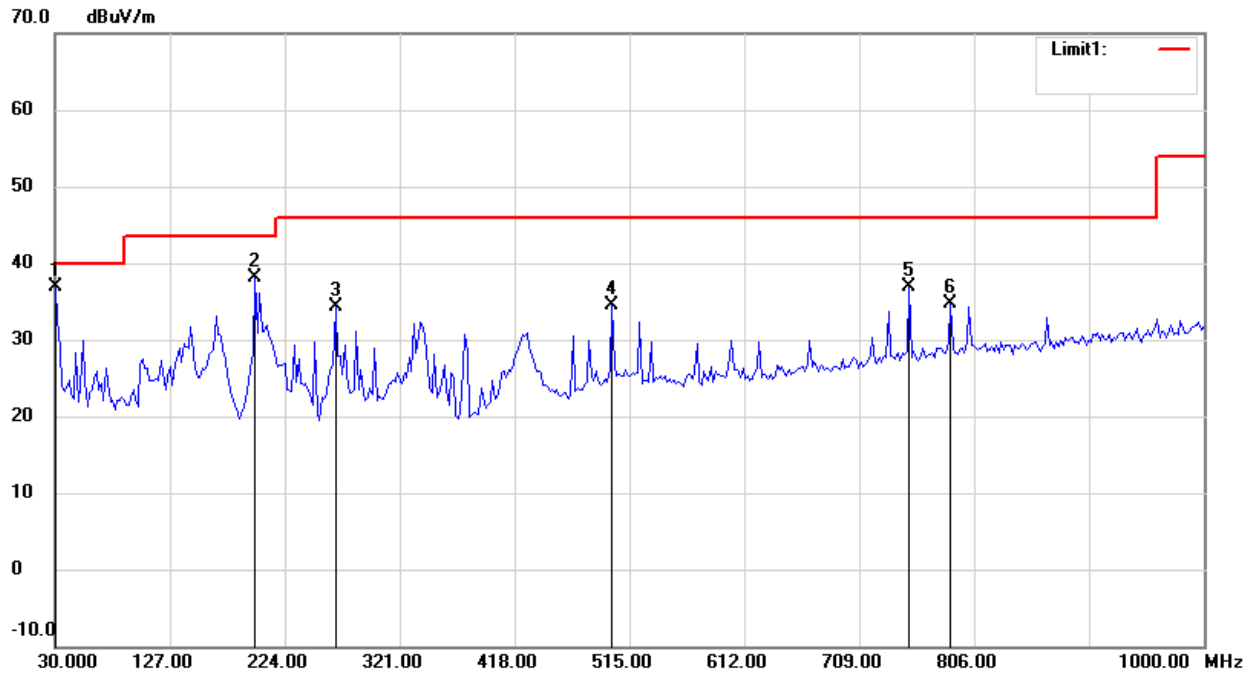
Frequency (MHz)	Reading (dBuV)				Factor (dB) Corr.	Result @3m (dBuV/m)		Limit @3m (dBuV/m)	
	H		V			Peak	Ave	Peak	Ave.
	Peak	Ave	Peak	Ave					
10380.000	55.0	39.9	59.8	44.0	3.11	62.9	47.1	74.0	54.0
15570.000	---	---	---	---	3.53	---	---	74.0	54.0
20760.000	---	---	---	---	-5.34	---	---	74.0	54.0

b) Channel High
 Fundamental Frequency: 5230 MHz

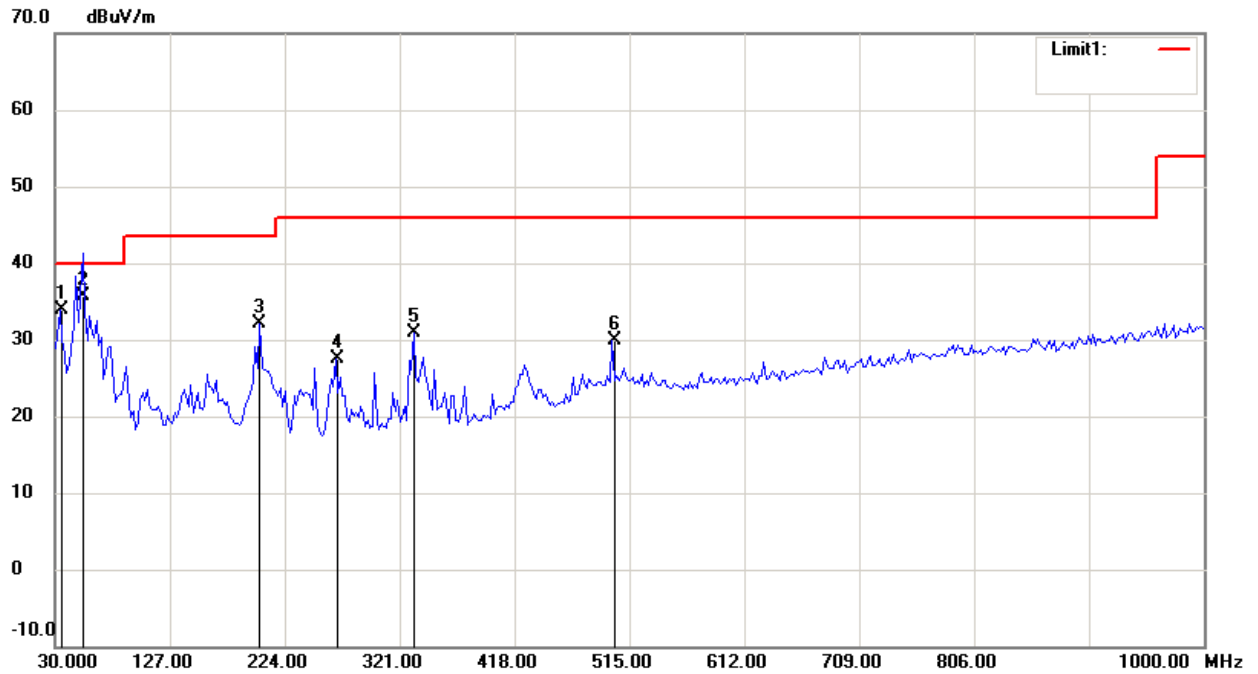
Frequency (MHz)	Reading (dBuV)				Factor (dB) Corr.	Result @3m (dBuV/m)		Limit @3m (dBuV/m)	
	H		V			Peak	Ave	Peak	Ave.
	Peak	Ave	Peak	Ave					
10460.000	59.4	47.5	61.9	49.3	3.23	65.1	52.5	74.0	54.0
15690.000	---	---	---	---	3.41	---	---	74.0	54.0
20920.000	---	---	---	---	-5.18	---	---	74.0	54.0
31380.000	---	---	---	---	-0.99	---	---	74.0	54.0

Note:

1. Item of margin shown in above table refers to average limit.
2. Remark "---" means that the emissions level is too low to be measured.

Table 54: Test result of Radiated Emissions below 1GHz, Horizontal polarization


No.	Frequency (MHz)	Reading (dBuV/m)	Detector	Corrected dB/m	Result (dBuV/m)	Limit (dBuV/m)	Margin (dB)
1	30.0000	17.11	peak	19.84	36.95	40.00	-3.05
2	199.1182	20.17	peak	17.90	38.07	43.50	-5.43
3	267.1543	18.74	peak	15.58	34.32	46.00	-11.68
4	500.4208	11.54	peak	23.03	34.57	46.00	-11.43
5	751.1824	11.35	peak	25.57	36.92	46.00	-9.08
6	786.1723	8.68	peak	26.04	34.72	46.00	-11.28

Table 55: Test result of Radiated Emissions below 1GHz, Vertical polarization


No.	Frequency (MHz)	Reading (dBuV/m)	Detector	Corrected dB/m	Result (dBuV/m)	Limit (dBuV/m)	Margin (dB)
1	33.8878	15.51	peak	18.39	33.90	40.00	-6.10
2	53.3267	26.51	QP	9.16	35.67	40.00	-4.33
3	203.0060	17.71	peak	14.44	32.15	43.50	-11.35
4	267.1543	11.86	peak	15.56	27.42	46.00	-18.58
5	333.2465	13.88	peak	17.09	30.97	46.00	-15.03
6	500.4208	9.17	peak	20.75	29.92	46.00	-16.08

Table 56: Test result of Radiated Emissions above 1GHz

Frequency (MHz)	Ant-Pol H/V	Meter Reading (dBuV)	Corrected Factor (dB)	Result @3m (dBuV/m)	Limit @3m (dBuV/m)	Margin (dB)
Radiated emission frequencies above 1 GHz to 25 GHz were too low to be measured.						

Table 57: Test result of Spurious Emissions in restrict band
a) 802.11a

Test Frequency (MHz)	Reading (dBuV)				Factor (dB) Corr.	Result @3m (dBuV/m)		Limit @3m (dBuV/m)	
	H		V			Peak	Ave	Peak	Ave.
	Peak	Ave	Peak	Ave					
5150.000	28.27	8.30	32.60	16.20	33.5	66.10	49.70	74	54
5350.000	15.48	6.33	17.13	6.63	33.5	50.63	40.13	74	54

b) 802.11a, HT20

Test Frequency (MHz)	Reading (dBuV)				Factor (dB) Corr.	Result @3m (dBuV/m)		Limit @3m (dBuV/m)	
	H		V			Peak	Ave	Peak	Ave.
	Peak	Ave	Peak	Ave					
5150.000	30.27	10.39	36.81	19.40	33.5	70.31	52.90	74	54
5350.000	15.29	6.34	17.91	6.69	33.5	51.41	40.19	74	54

c) 802.11a, HT40


Test Frequency (MHz)	Reading (dBuV)				Factor (dB) Corr.	Result @3m (dBuV/m)		Limit @3m (dBuV/m)	
	H		V			Peak	Ave	Peak	Ave.
	Peak	Ave	Peak	Ave					
5150.000	32.67	11.38	37.70	20.05	33.5	71.20	53.55	74	54
5350.000	16.58	6.37	17.24	6.66	33.5	50.74	40.16	74	54

Note:

1. Remark "---" means that the emissions level is too low to be measured.
2. The result is the highest value of radiated emission from restrict band of 4500 ~ 5150 MHz and 5350 ~ 5460 MHz.

6. Photographs of the Test Set-Up

Photograph 1: Set-up for Conducted Emissions



Photograph 2: Set-up for Radiated Emissions



7. List of Tables

Table 1: List of Test and Measurement Equipment	5
Table 2: Measurement Uncertainty	6
Table 3: Rating of EUT	7
Table 4: Technical Specification.....	7
Table 5: Carrier Frequency.....	8
Table 6: Test Auxiliary Equipments.....	11
Table 7: Test result of Peak Output Power, 802.11b	15
Table 8: Test result of Peak Output Power, 802.11g	15
Table 9: Test result of Peak Output Power, 802.11gn, HT20	16
Table 10: Test result of Peak Output Power, 802.11gn, HT40	16
Table 11: Test result of Peak Output Power, 802.11a	16
Table 12: Test result of Peak Output Power, 802.11an, HT20	16
Table 13: Test result of Peak Output Power, 802.11an, HT40	16
Table 14: Test result of 6dB Bandwidth & 99% Bandwidth, 802.11b.....	18
Table 15: Test result of 6dB Bandwidth & 99% Bandwidth, 802.11g.....	22
Table 16: Test result of 6dB Bandwidth & 99% Bandwidth, 802.11gn, HT20.....	30
Table 17: Test result of 6dB Bandwidth & 99% Bandwidth, 802.11gn, HT40.....	38
Table 18: Test result of 6dB Bandwidth & 99% Bandwidth, 802.11a.....	46
Table 19: Test result of 6dB Bandwidth & 99% Bandwidth, 802.11an, HT20.....	54
Table 20: Test result of 6dB Bandwidth & 99% Bandwidth, 802.11an, HT40.....	62
Table 21: Test result of Power Spectral Density, 802.11b.....	162
Table 22: Test result of Power Spectral Density, 802.11g.....	165
Table 23: Test result of Power Spectral Density, 802.11gn, HT20	174
Table 24: Test result of Power Spectral Density, 802.11gn, HT40	183
Table 25: Test result of Power Spectral Density, 802.11a	192
Table 26: Test result of Power Spectral Density, 802.11an, HT20	201
Table 27: Test result of Power Spectral Density, 802.11an, HT40	210
Table 28: Test result of Spurious Emissions, 802.11b.....	217
Table 29: Test result of Spurious Emissions, 802.11g.....	218
Table 30: Test result of Spurious Emissions, 802.11gn, HT20	219
Table 31: Test result of Spurious Emissions, 802.11gn, HT40	220
Table 32: Test result of Spurious Emissions, 802.11a	221
Table 33: Test result of Spurious Emissions, 802.11an, HT20	222
Table 34: Test result of Spurious Emissions, 802.11an, HT40	223
Table 35: Test result of Radiated Emissions below 1GHz, Horizontal polarization	224
Table 36: Test result of Radiated Emissions below 1GHz, Vertical polarization	225
Table 37: Test result of Radiated Emissions above 1GHz.....	225
Table 38: Test result of Spurious Emissions in restrict band	226
Table 39: Test result of 26dB Bandwidth & 99% Bandwidth, 802.11a.....	232
Table 40: Test result of 26dB Bandwidth & 99% Bandwidth, 802.11an, HT20.....	233
Table 41: Test result of 26dB Bandwidth & 99% Bandwidth, 802.11an, HT40.....	234
Table 42: Test result of Peak Output Power, 802.11a	236
Table 43: Test result of Peak Output Power, 802.11an, HT20	237
Table 44: Test result of Peak Output Power, 802.11an, HT40	238
Table 45: Test result of Power Spectral Density, 802.11a	240
Table 46: Test result of Power Spectral Density, 802.11an, HT20	242
Table 47: Test result of Power Spectral Density, 802.11an, HT40	244
Table 48: Test result of Power Spectral Density, 802.11a	246
Table 49: Test result of Power Spectral Density, 802.11an, HT20	247
Table 50: Test result of Power Spectral Density, 802.11an, HT40	248
Table 51: Test result of Spurious Emissions, 802.11a.....	275
Table 52: Test result of Spurious Emissions, 802.11a, HT20.....	276
Table 53: Test result of Spurious Emissions, 802.11a, HT40.....	277

Table 54: Test result of Radiated Emissions below 1GHz, Horizontal polarization	278
Table 55: Test result of Radiated Emissions below 1GHz, Vertical polarization	279
Table 56: Test result of Radiated Emissions above 1GHz.....	279
Table 57: Test result of Spurious Emissions in restrict band	280

8. List of Photographs

Photograph 1: Set-up for Conducted Emissions	281
Photograph 2: Set-up for Radiated Emissions	281