

RF Test Report

Applicant : D-Link Corporation

Product Name : AX6000 Wi-Fi 6 Smart Home Gateway
Wi-Fi 6 AX6000 IoT Gateway

Trade Name : D-Link

Model Number : MS60

Applicable Standard : FCC 47 CFR PART 15 SUBPART C
ANSI C63.10:2013

Received Date : Dec. 29, 2023

Test Period : Jan. 22, 2024 ~ Mar. 26, 2024

Issued Date : May 16, 2024

Issued by

Eurofins E&E Wireless Taiwan Co., Ltd.
No. 140-1, Changan Street, Bade District,
Taoyuan City 334025, Taiwan (R.O.C.)
Tel : +886-3-2710188 / Fax : +886-3-2710190
Taiwan Accreditation Foundation accreditation number: 1330
Frequency Range: 9 kHz to 325 GHz
Bade test site :
Test Firm Registration Number: 226252
Test Firm Designation Number: TW0010
Wugu test site :
Test Firm Registration Number: 191812
Test Firm Designation Number: TW0034



Note:

1. The test results are valid only for samples provided by customers and under the test conditions described in this report.
2. This report shall not be reproduced except in full, without the written approval of Eurofins E&E Wireless Taiwan Co., Ltd.
3. The relevant information is provided by customers in this test report. According to the correctness, appropriateness or completeness of the information provided by the customer, if there is any doubt or error in the information which affects the validity of the test results, the laboratory does not take the responsibility.

Revision History

Rev.	Issued Date	Description	Revised by
00	May 16, 2024	Initial Issue	Rowan Hsieh

Verification of Compliance

Applicant : D-Link Corporation

Product Name : AX6000 Wi-Fi 6 Smart Home Gateway
Wi-Fi 6 AX6000 IoT Gateway

Trade Name : D-Link

Model Number : MS60

FCC ID : KA2MS60A1

Applicable Standard : FCC 47 CFR PART 15 SUBPART C
ANSI C63.10:2013

Test Result : Complied

Performing Lab. : Eurofins E&E Wireless Taiwan Co., Ltd.
No. 140-1, Changan Street, Bade District,
Taoyuan City 334025, Taiwan (R.O.C.)
Tel : +886-3-2710188 / Fax : +886-3-2710190
Taiwan Accreditation Foundation accreditation number: 1330



Eurofins E&E Wireless Taiwan Co., Ltd. tested the above equipment in accordance with the requirements set forth in the above standards. All indications of Pass/Fail in this report are opinions expressed by Eurofins E&E Wireless Taiwan Co., Ltd. based on interpretations and/or observations of test results. The test results show that the equipment tested is capable of demonstrating compliance with the requirements as documented in this report.

Approved By : _____

TABLE OF CONTENTS

1	General Information	5
1.1.	Summary of Test Result	5
1.2.	Testing Location	6
1.3.	Measurement Uncertainty	6
1.4.	Test Site Environment.....	6
2	EUT Description.....	7
3	Test Methodology.....	9
3.1.	Mode of Operation.....	9
3.2.	EUT Test Step	10
3.3.	Configuration of Test System Details.....	11
3.4.	Test Instruments	12
4	Measurement Procedure.....	15
4.1.	AC Power Line Conducted Emission Measurement.....	15
4.2.	Radiated Emission Measurement.....	17
4.3.	Maximum Conducted Output Power Measurement.....	20
4.4.	6 dB RF Bandwidth Measurement.....	21
4.5.	Maximum Power Spectral Density Measurement.....	22
4.6.	Out of Band Conducted Emissions Measurement.....	23
4.7.	Antenna Measurement	24
5	Test Results	25
5.1.	Conducted Emission.....	25
5.2.	Conducted Test Results.....	27
5.3.	Radiated Emission Measurement.....	29

Appendix A. Test Data

Appendix B. Test Plots

Appendix C. Test Setup Photographs

1 General Information

1.1. Summary of Test Result

Standard	Item	Result	Remark
15.207	AC Power Conducted Emission	PASS	----
15.247(d)	Transmitter Radiated Emissions	PASS	----
15.247(b)(3)	Max. Output Power	PASS	----
15.247(a)(2)	6 dB RF Bandwidth	PASS	----
15.247(e)	Maximum Power Spectral Density	PASS	----
15.247(d)	Out of Band Conducted Spurious Emission	PASS	----
15.203	Antenna Requirement	PASS	----

Decision Rule

- Uncertainty is not included.
- Uncertainty is included.

Standard	Description
CFR47, Part 15, Subpart C	Intentional Radiators
ANSI C63. 10: 2013	American National Standard of Procedures for Compliance Testing of Unlicensed Wireless Devices
KDB 558074 D01 15.247 Meas Guidance v05r02	GUIDANCE FOR COMPLIANCE MEASUREMENTS ON DIGITAL TRANSMISSION SYSTEM, FREQUENCY HOPPING SPREAD SPECTRUM SYSTEM, AND HYBRID SYSTEM DEVICES OPERATING UNDER SECTION 15.247 OF THE FCC RULES
KDB 662911 D01 v02r01	Emissions Testing of Transmitters with Multiple Outputs in the Same Band (e.g., MIMO, Smart Antenna, etc)

1.2. Testing Location

Lab Name: Eurofins E&E Wireless Taiwan Co., Ltd.
 Site Address: No. 140-1, Changan Street, Bade District, Taoyuan City 334025, Taiwan (R.O.C.)
 Site Address: No. 2, Wuquan 5th Rd. Wugu Dist., New Taipei City, Taiwan (R.O.C.)

1.3. Measurement Uncertainty

Test Item	Frequency	Uncertainty			
		BD	WG		
Conducted Emission	150 kHz ~ 30 MHz	2.7 dB	2.6 dB		
Conducted Output Power		1.1 dB	1.1 dB		
RF Bandwidth		4.5 %	4.5 %		
Power Spectral Density		1.1 dB	1.1 dB		
Duty Cycle		1.1 %	1.0 %		
Test Item	Frequency	Uncertainty			
		96601-BD	96603-BD	96602-WG	96603-WG
Radiated Emission	9 kHz ~ 30 MHz	1.9 dB	1.9 dB	1.6 dB	1.6 dB
	30 MHz ~ 1000 MHz	4.9 dB	4.9 dB	4.8 dB	4.8 dB
	1000 MHz ~ 18000 MHz	4.9 dB	5.0 dB	5.0 dB	5.2 dB
	18000 MHz ~ 26500 MHz	4.3 dB	4.4 dB	4.4 dB	4.5 dB
	26500 MHz ~ 40000 MHz	4.5 dB	4.5 dB	4.6 dB	4.5 dB

1.4. Test Site Environment

Items	Required (IEC 60068-1)	Interval(*)
Temperature (°C)	15-35	20-30
Humidity (%RH)	25-75	45-75

(*)The measurement ambient temperature is within this range.

2 EUT Description

The product specifications of the EUT presented in the report are declared by the manufacturer who shall take full responsibility for the authenticity(except Max. RF Output Power).

Applicant	D-Link Corporation 14420 Myford Road Suite 100 Irvine California United States 92606			
Manufacturer	D-Link Corporation 14420 Myford Road Suite 100 Irvine California United States 92606			
Product Name	AX6000 Wi-Fi 6 Smart Home Gateway Wi-Fi 6 AX6000 IoT Gateway			
Difference description of product name	For marketing purpose, No physical difference in specifications.			
Trade Name	D-Link			
Model Number	MS60			
FCC ID	KA2MS60A1			
Operate Freq. Band	Frequency Range (MHz)	Modulation	Channel Bandwidth	Data Rate (ns)
802.11b	2412 ~ 2462	DSSS	20 MHz	Up to 11 Mbps
802.11g	2412 ~ 2462	OFDM	20 MHz	Up to 54 Mbps
802.11n HT20	2412 ~ 2462	OFDM (64QAM)	20 MHz	Up to MCS31
802.11n HT40	2422 ~ 2452	OFDM (64QAM)	40 MHz	Up to MCS31
802.11n VHT20	2412 ~ 2462	OFDM (256QAM)	20 MHz	Up to MCS8
802.11n VHT40	2422 ~ 2452	OFDM (256QAM)	40 MHz	Up to MCS9
802.11ax HE20	2412 ~ 2462	OFDMA	20 MHz	Up to MCS11
802.11ax HE40	2422 ~ 2452	OFDMA	40 MHz	Up to MCS11
Antenna information	ANT	Model Number	Type	Max. Gain (dBi)
	ANT-0 (ANT1)	FPC	Dipole Type Antenna	1.69
	ANT-1 (ANT2)	FPC	Dipole Type Antenna	1.73
	ANT-2 (ANT3)	FPC	Dipole Type Antenna	1.66
	ANT-3 (ANT4)	FPC	Dipole Type Antenna	1.86
Antenna Delivery	See section 3.1			
Operate Temp. Range	0 ~ +40 °C			
EUT Power Rating	12 V / 2.0 A			

Frequency Band	Max. RF Output Power (W)
802.11b	0.727
802.11g	0.432
802.11n HT20	0.522
802.11n HT40	0.282
802.11n VHT20	0.541
802.11n VHT40	0.286
802.11ax HE20	0.500
802.11ax HE40	0.267

Beamforming on

Frequency Band	Max. RF Output Power (W)
802.11n HT20	0.480
802.11n HT40	0.260
802.11n VHT20	0.503
802.11n VHT40	0.267
802.11ax HE20	0.456
802.11ax HE40	0.259

BW 20M	CH	1	2	3	4	5	6	7	8	9	10	11	12	13
	Freq. (MHz)	2412	2417	2422	2427	2432	2437	2442	2447	2452	2457	2462	---	---
BW 40M	CH	NA		3	4	5	6	7	8	9	10	11	NA	
	Freq. (MHz)			2422	2427	2432	2437	2442	2447	2452	---	---		

3 Test Methodology

3.1. Mode of Operation

Decision of Test Eurofins has verified the construction and function in typical operation. All the test modes were carried out with the EUT in normal operation, which was shown in this test report and defined as:

Pre-Test Mode	Final-Test Mode
Transmit Mode	V
802.11b	V
802.11g	V
802.11n HT20	-
802.11n HT40	-
802.11n VHT20	V
802.11n VHT40	V
802.11ax HE20	V
802.11ax HE40	V

Software used to control the EUT for staying in continuous transmitting mode was programmed.

After verification, all tests were carried out with the worst case test modes.

By preliminary testing and verifying three axis (X, Y and Z) position of EUT transmitted status, it was found that “X axis” position was the worst, then the final test was executed the worst condition and test data were recorded in this report.

Note 1: Investigation has been done on all the possible configurations for searching the worst cases (2.4 GHz VHT20/VHT40 256QAM covers 64QAM. The table is a list of the test modes show in this test report.

Note 2: 802.11 ax only support full RU.

Note 3: This product supports normal mode and Beamforming on mode. According to power table, the normal mode is worst power. So, normal mode has to test and record results for Conducted.

Test Mode	ANT-0	ANT-1	ANT-2	ANT-3	ANT-0+1+2+3
802.11b	V	V	V	V	V
802.11g	V	V	V	V	V
802.11n HT20	V	V	V	V	V
802.11n HT40	V	V	V	V	V
802.11n VHT20	V	V	V	V	V
802.11n VHT40	V	V	V	V	V
802.11ax HE20	V	V	V	V	V
802.11ax HE40	V	V	V	V	V

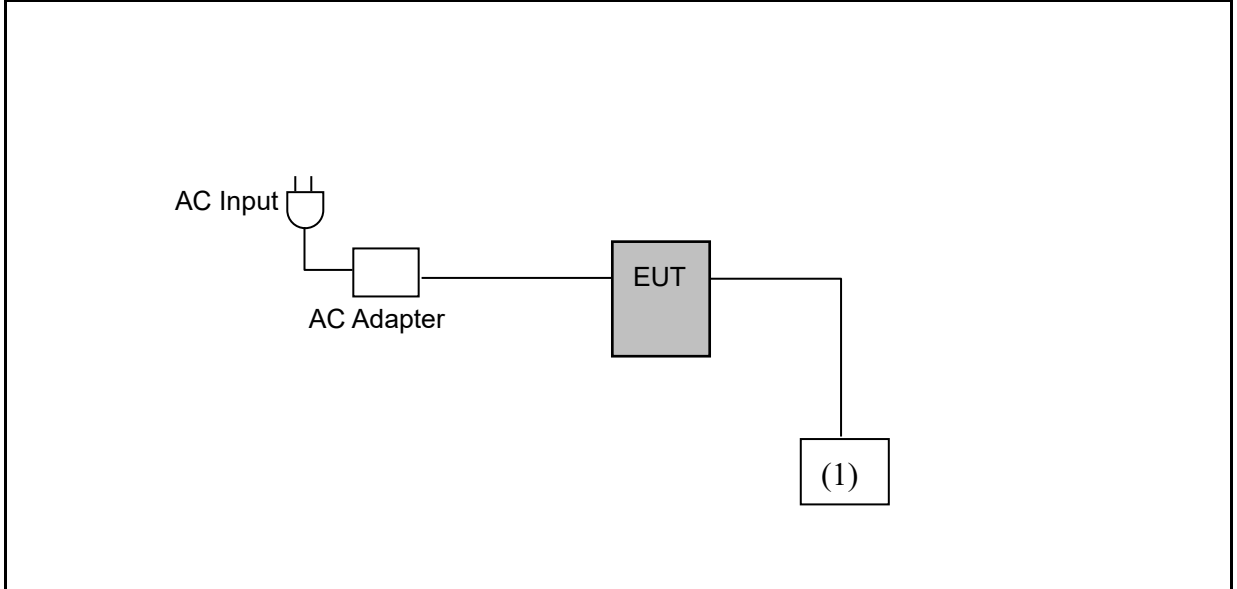
Test Mode	Antenna Delivery	Data Rate (Mbps)	Test Channel
802.11b	4TX (CDD)	1	1, 2, 3, 6, 9, 10, 11
802.11g	4TX (CDD)	6	1, 2, 6, 10, 11
802.11n HT20	4TX (MIMO/ Beamforming)	26	1, 2, 6, 10, 11
802.11n HT40	4TX (MIMO/ Beamforming)	54	3, 6, 9
802.11n VHT20	4TX (MIMO/ Beamforming)	MCS0	1, 2, 6, 10, 11
802.11n VHT40	4TX (MIMO/ Beamforming)	MCS0	3, 6, 9
802.11ax HE20	4TX (MIMO/ Beamforming)	MCS0	1, 2, 6, 10, 11
802.11ax HE40	4TX (MIMO/ Beamforming)	MCS0	3, 6, 9

3.2. EUT Test Step

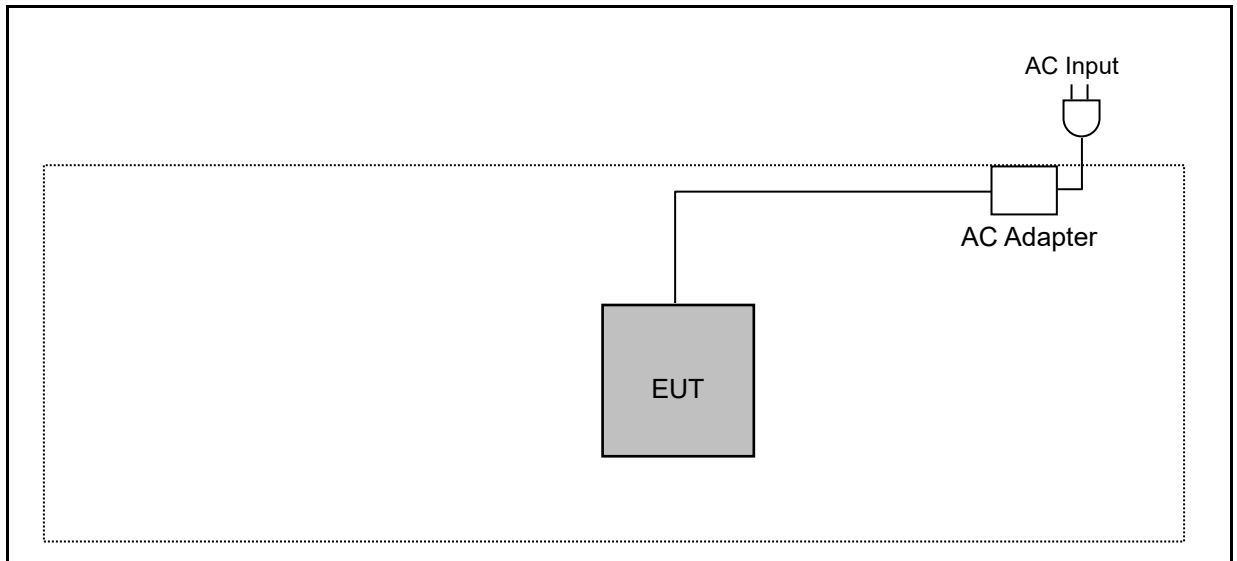
1.	Setup the EUT shown on "Configuration of Test System Details".
2.	Turn on the power of all equipment.
3.	Turn on TX function.
4.	EUT run test program.

3.3. Configuration of Test System Details

Conducted Emissions



Radiated Emission



Devices Description				
Product	Manufacturer	Model Number	Serial Number	Power Cord
(1) Switch	Edimax	GS-1005BE	GS1005BE15CD00224	

3.4. Test Instruments

For Conducted

Test Period: Jan. 24, 2024 ~ Mar. 26, 2024

Testing Engineer: Ethan Hsu, Joanne Tian

Test Site		RF04-WG				
Use	Equipment	Manufacturer	Model Number	Serial Number	Cal. Date	Cal. Period
<input checked="" type="checkbox"/>	Spectrum Analyzer (10 Hz~26.5 GHz)	Keysight	N9010B	MY63460164	Mar. 07, 2023	1 year
<input checked="" type="checkbox"/>	Spectrum Analyzer (10 Hz~26.5 GHz)	Keysight	N9010B	MY63460164	Mar. 08, 2024	1 year
<input checked="" type="checkbox"/>	Power Sensor	Anritsu	MA24418A	12662	Dec. 01, 2023	1 year

For Radiated Emissions

Test Period: Jan. 22, 2024 ~ Feb. 02, 2024

Testing Engineer: Jason Yeh

Radiation test sites		Semi Anechoic Room 96603-WG				
Use	Equipment	Manufacturer	Model Number	Serial Number	Cal. Date	Cal. Period
<input checked="" type="checkbox"/>	LOOP Antenna (9 kHz~30 MHz)	Schwarzbeck Mess-Elektronik	FMZB 1513-60	00031	Feb. 21, 2023	1 year
<input checked="" type="checkbox"/>	Trilog Broadband Antenna (30 kHz~1 GHz)	Schwarzbeck Mess-Elektronik	VULB9168	1276	Feb. 09, 2023	1 year
<input checked="" type="checkbox"/>	Broadband Horn Antenna (1 GHz~18 GHz)	RF SPIN	DRH18-E	210307A18ES	Dec. 15, 2023	1 year
<input checked="" type="checkbox"/>	Broadband Horn Antenna (15 GHz~40 GHz)	Schwarzbeck Mess-Elektronik	BBHA9170	1133	Feb. 13, 2023	1 year
<input checked="" type="checkbox"/>	Spectrum Analyzer (2 Hz~50 GHz)	KEYSIGHT	N9030B	MY57153537	Apr. 18, 2023	1 year
<input checked="" type="checkbox"/>	Pre-Amplifier	EMCI	EMC001330	980859	Nov. 29, 2023	1 year
<input checked="" type="checkbox"/>	Pre-Amplifier	EMCI	EMC118A45SE	980818	Dec. 15, 2023	1 year
<input checked="" type="checkbox"/>	Pre-Amplifier	EMCI	EMC184045SE	980861	Dec. 21, 2023	1 year
<input checked="" type="checkbox"/>	Coaxial Cable (10 kHz~3000 MHz)	EMCI	EMCCFD400-NM-NM-2000	211009	Dec. 28, 2023	1 year
<input checked="" type="checkbox"/>	Coaxial Cable (10 kHz~3000 MHz)	EMCI	EMCCFD400-NM-NM-2000	211010	Dec. 28, 2023	1 year
<input checked="" type="checkbox"/>	Coaxial Cable (10 kHz~3000 MHz)	EMCI	EMCCFD400-NM-NM-6000	211018	Dec. 28, 2023	1 year
<input checked="" type="checkbox"/>	Coaxial Cable (1 GHz~18 GHz)	EMCI	EMC104-SM-SM-1000	211029	Dec. 28, 2023	1 year
<input checked="" type="checkbox"/>	Coaxial Cable (1 GHz~18 GHz)	EMCI	EMC104-SM-SM-2000	211033	Dec. 28, 2023	1 year
<input checked="" type="checkbox"/>	Coaxial Cable (1 GHz~18 GHz)	EMCI	EMC104-SM-SM-8000	211038	Dec. 28, 2023	1 year
<input checked="" type="checkbox"/>	Coaxial Cable (18 GHz~40 GHz)	EMCI	EMC101G-KM-KM-600	211211	Dec. 28, 2023	1 year
<input checked="" type="checkbox"/>	Coaxial Cable (18 GHz~40 GHz)	EMCI	EMC101G-KM-KM-2000	211210	Dec. 28, 2023	1 year
<input checked="" type="checkbox"/>	Coaxial Cable (18 GHz~40 GHz)	EMCI	EMC101G-KM-KM-6000	211209	Dec. 28, 2023	1 year
<input checked="" type="checkbox"/>	Highpass Filter	Warison	WFIL-H3000-20000F	WR4BBFWC2B1	Nov. 13, 2023	1 year
<input checked="" type="checkbox"/>	Highpass Filter	Warison	WFIL-H8000-26000F	001	Nov. 13, 2023	1 year
<input checked="" type="checkbox"/>	Software	R_RAM	V1.3	N/A	N.C.R.	---

Note: N.C.R. = No Calibration Request.

For Conduction Emissions
 Test Period: Jan. 31, 2024
 Testing Engineer: Jason Yeh

Radiation test sites		Conducted Emission Measurement Conduction01-WG				
Use	Equipment	Manufacturer	Model Number	Serial Number	Cal. Date	Cal. Period
<input checked="" type="checkbox"/>	Test Receiver	R&S	ESR3	102919	Nov. 30, 2023	1 year
<input checked="" type="checkbox"/>	LISN	R&S	ENV216	101041	Apr. 12, 2023	1 year
<input checked="" type="checkbox"/>	Current Probe	R&S	EZ-17	101687	Jun. 15, 2023	1 year
<input checked="" type="checkbox"/>	Cable	EMCI	EMCCFD300-BM-NM-4000	220402	Jun. 08, 2023	1 year
<input checked="" type="checkbox"/>	Software	ELEKTRA	94.50.4	N.A.	N.C.R.	N.C.R.

Note: N.C.R. = No Calibration Request.

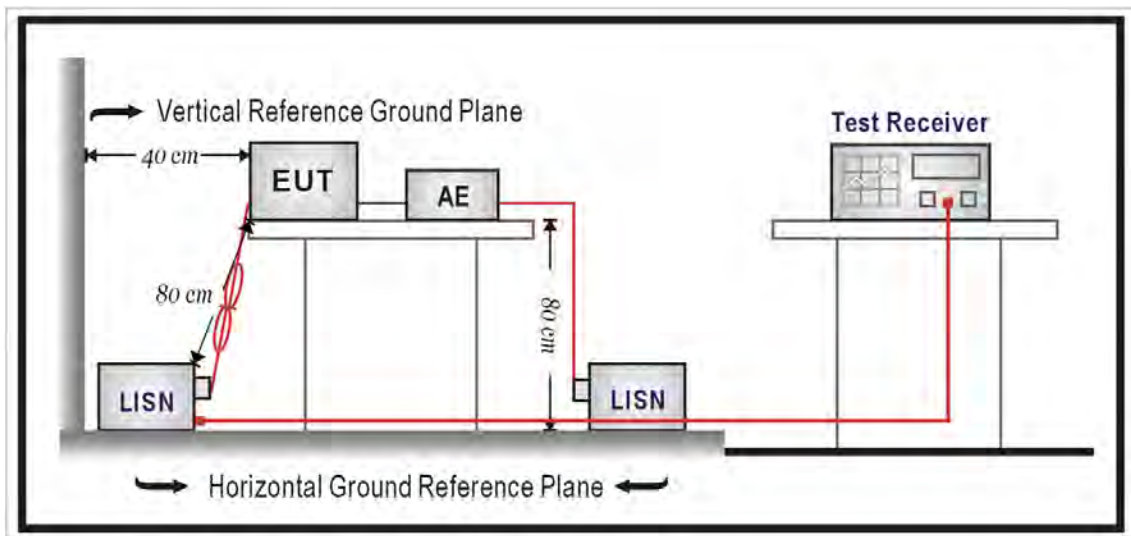
4 Measurement Procedure

4.1. AC Power Line Conducted Emission Measurement

■ Limit

Frequency (MHz)	Quasi-peak	Average
0.15 - 0.5	66 to 56	56 to 46
0.50 - 5.0	56	46
5.0 - 30.0	60	50

■ Test Setup



■ Test Procedure

The EUT and simulators are connected to the main power through a line impedance stabilization network (L.I.S.N.). This provides a $50 \Omega // 50 \mu\text{H}$ coupling impedance for the measuring equipment. The peripheral devices are also connected to the main power through a LISN that provides a $50 \Omega // 50 \mu\text{H}$ coupling impedance with 50Ω termination.

Tabletop device shall be placed on a non-conducting platform, of nominal size 1 m by 1.5 m, raised 80 cm above the reference ground plane. The wall of screened room shall be located 40 cm to the rear of the EUT. Other surfaces of tabletop or floor standing EUT shall be at least 80 cm from any other ground conducting surface including one or more LISNs. For floor-standing device shall be placed under the EUT with a 12 mm insulating material.

Conducted emissions were investigated over the frequency range from 0.15 MHz to 30 MHz using a resolution bandwidth of 9 kHz. The equipment under test (EUT) shall be meet the limits in section 4.1, as applicable, including the average limit and the quasi-peak limit when using respectively, an average detector and quasi-peak detector measured in accordance with the methods described of related standard. When all of peak value were complied with quasi-peak and average limit from 150 kHz to 30 MHz then quasi-peak and average measurement was unnecessary.

The AMN shall be placed 0.8 m from the boundary of the unit under test and bonded to a ground reference plane for AMNs mounted on top of the ground reference plane. This distance is between the closest points of the AMN and the EUT. All other units of the EUT and associated equipment shall be at least 0.8 m from the AMN. If the mains power cable is longer than 1 m then the cable shall be folded back and forth at the centre of the lead to form a bundle no longer than 0.4 m. All of interconnecting cables that hang closer than 40 cm to the ground plane shall be folded back and forth in the center forming a bundle 30 cm to 40 cm long. All of EUT and AE shall be separate place more than 0.1 m. All 50Ω ports of the LISN shall be resistively terminated into 50Ω loads when not connected to the measuring instrument.

If the reading of the measuring receiver shows fluctuations close to the limit, the reading shall be observed for at least 15 s at each measurement frequency; the higher reading shall be recorded with the exception of any brief isolated high reading which shall be ignored.

4.2. Radiated Emission Measurement

■ Limit

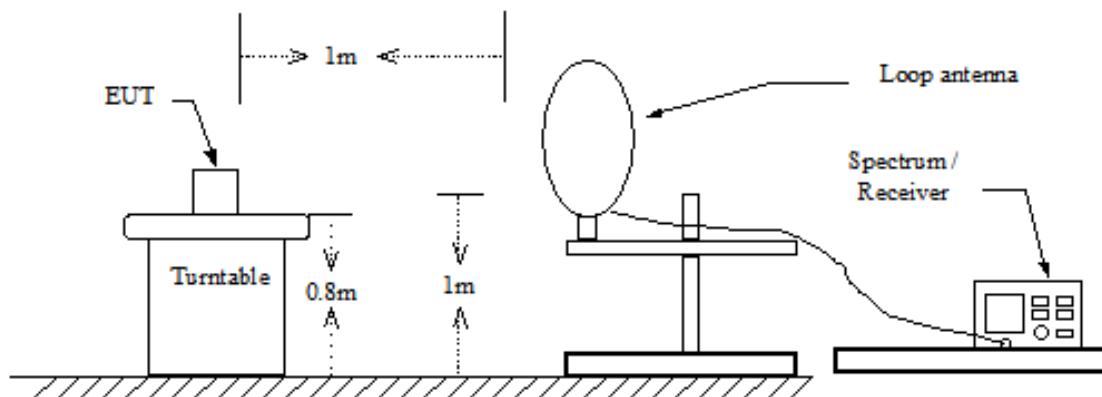
According to §15.209(a), except as provided elsewhere in this subpart, the emissions from an intentional radiator shall not exceed the field strength levels specified in the following table:

Frequency (MHz)	Field Strength ($\mu\text{V}/\text{m}$ at meter)	Measurement Distance (meters)
0.009 – 0.490	$2400 / F$ (kHz)	300
0.490 – 1.705	$24000 / F$ (kHz)	30
1.705 – 30.0	30	30
30 - 88	100**	3
88-216	150**	3
216-960	200**	3
Above 960	500	3

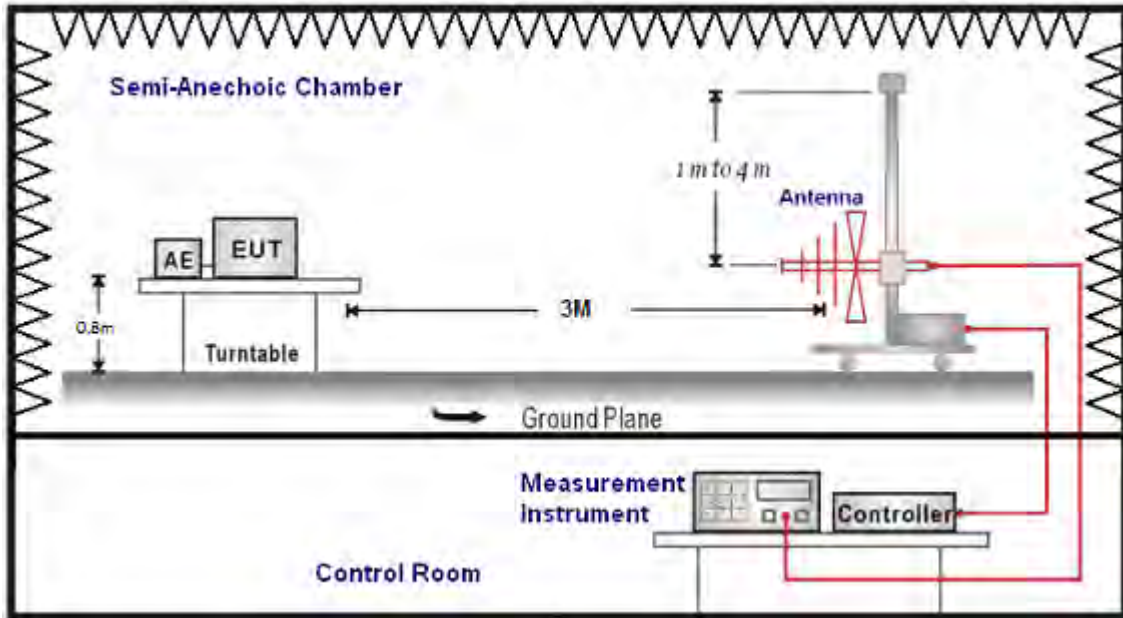
** Except as provided in paragraph (g), fundamental emissions from intentional radiators operating under this Section shall not be located in the frequency bands 54-72 MHz, 76-88 MHz, 174-216 MHz or 470-806 MHz. However, operation within these frequency bands is permitted under other sections of this Part, e.g., Sections 15.231 and 15.241.

■ Setup

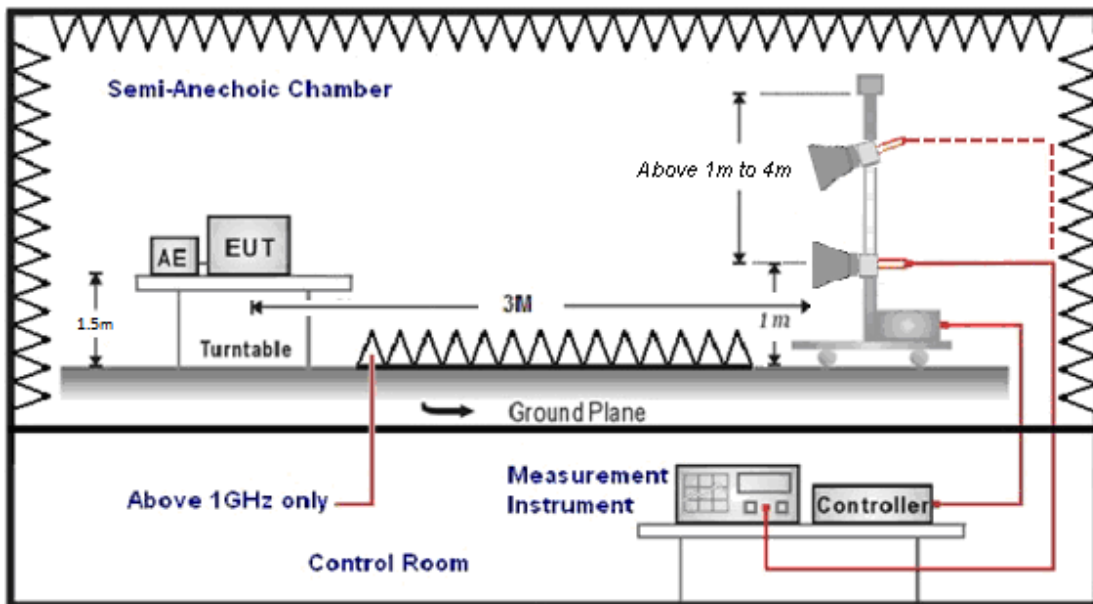
9 kHz ~ 30 MHz



Below 1 GHz



Above 1 GHz



■ Test Procedure

Final radiation measurements were made on a three-meter, Semi Anechoic Chamber. The EUT system was placed on a nonconductive turntable which is 0.8 or 1.5 meters height, top surface 1.0 x 1.5 meter. The spectrum was examined from 250 MHz to 2.5 GHz in order to cover the whole spectrum below 10th harmonic which could generate from the EUT. During the test, EUT was set to transmit continuously & Measurements spectrum range from 9 kHz to 26.5 GHz is investigated.

For measurements below 30 MHz the resolution bandwidth is set to 10 kHz for peak detection measurements or 9 kHz for quasi-peak detection measurements. The video bandwidth is 3 times of the resolution bandwidth.

For measurements below 1 GHz the resolution bandwidth is set to 100 kHz for peak detection measurements or 120 kHz for quasi-peak detection measurements. Peak detection is used unless otherwise noted as quasi-peak.

For measurements above 1 GHz the resolution bandwidth is set to 1 MHz, and then the video bandwidth is set to 3 MHz for peak measurements and 10 Hz for average measurements when Duty cycle >0.98 / 1/T for average measurements when Duty cycle <0.98. A nonconductive material surrounded the EUT to supporting the EUT for standing on three orthogonal planes. At each condition, the EUT was rotated 360 degrees, and the antenna was raised and lowered from one to four meters to find the maximum emission levels. Measurements were taken using both horizontal and vertical antenna polarization.

SCHWARZBECK MESS-ELEKTRONIK Biconilog Antenna at 3 Meter and the SCHWARZBECK Double Ridged Guide Antenna was used in frequencies 1 –26.5 GHz at a distance of 3 meter. The antenna at an angle toward the source of the emission. All test results were extrapolated to equivalent signal at 3 meters utilizing an inverse linear distance extrapolation Factor (20 dB/decade).

For testing above 1 GHz, the emission level of the EUT in peak mode was 20 dB lower than average limit (that means the emission level in peak mode also complies with the limit in average mode), then testing will be stopped and peak values of EUT will be reported, otherwise, the emissions will be measured in average mode again and reported.

Appropriate preamplifiers were used for improving sensitivity and precautions were taken to avoid overloading or desensitizing the spectrum analyzer. No post – detector video filters were used in the test.

The spectrum analyzer's 6 dB bandwidth was set to 1 MHz, and the analyzer was operated in the peak detection mode, for frequencies both below and up 1 GHz. The average levels were obtained by subtracting the duty cycle correction factor from the peak readings.

The following procedures were used to convert the emission levels measured in decibels referenced to 1 microvolt (dBuV) into field intensity in micro volts per meter (uV/m).

The actual field intensity in decibels referenced to 1 microvolt in to field intensity in micro volts per meter (dBuV/m).

The actual field intensity in referenced to 1 microvolt per meter (dBuV/m) is determined by algebraically adding the measured reading in dBuV, the antenna factor (dB), and cable loss (dB) and Subtracting the gain of preamplifier (dB) is auto calculate in spectrum analyzer.

$$(1) \text{ Amplitude (dBuV/m) = FI (dBuV) + AF (dBuV) + CL (dBuV) - Gain (dB)}$$

FI= Reading of the field intensity.

AF= Antenna factor.

CL= Cable loss.

P.S Amplitude is auto calculate in spectrum analyzer.

$$(2) \text{ Actual Amplitude (dBuV/m) = Amplitude (dBuV) - Dis(dB)}$$

The FCC specified emission limits were calculated according the EUT operating frequency and by following linear interpolation equations:

(a) For fundamental frequency : Transmitter Output < +30 dBm

(b) For spurious frequency : Spurious emission limits = fundamental emission limit /10

Data of measurement within this frequency range without mark in the table above means the reading of emissions are attenuated more than 20 dB below the permissible limits or the field strength is too small to be measured.

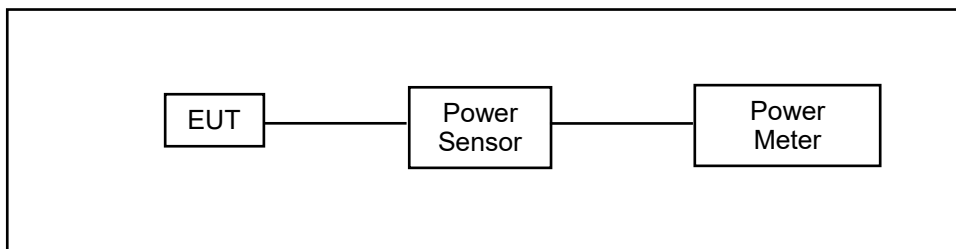
4.3. Maximum Conducted Output Power Measurement

■ **Limit**

For systems using digital modulation in the 2400-2483.5 MHz, the limit for maximum output power is 30 dBm.

And According to 15.247 (b), if transmitting antennas of directional gain greater than 6 dBi are used, the power shall be reduced by the amount in dB that the directional gain of the antenna exceeds 6 dBi.

■ **Test Setup**



■ **Test Procedure**

The testing follows the Measurement Procedure of ANSI C63.10:2013 section 11.9.2.3.2 Method AVGPM.

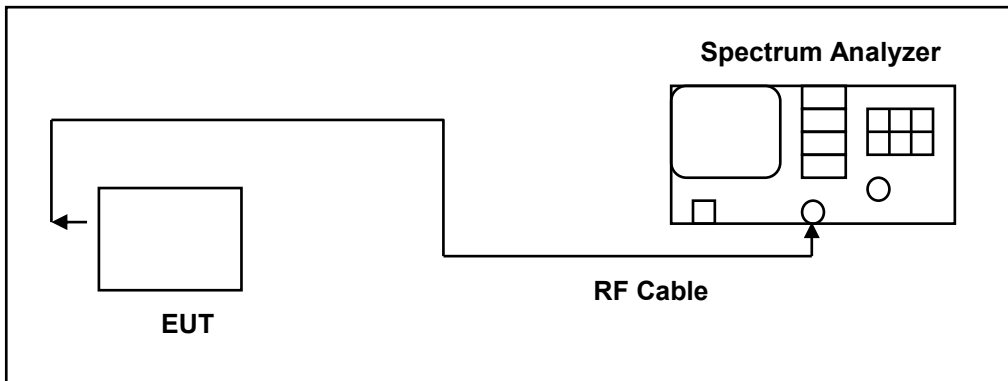
The tests below are run with the EUT's transmitter set at high power in TX mode. The EUT is needed to force selection of output power level and channel number. While testing, EUT was set to transmit continuously. Remove the Subjective device's antenna and connect the RF output port to power sensor.

4.4. 6 dB RF Bandwidth Measurement

■ **Limit**

6 dB RF Bandwidth: Systems using digital modulation techniques may operate in the 2400–2483.5 MHz bands. The minimum 6 dB band-width shall be at least 500 kHz.

■ **Test Setup**



■ **Test Procedure**

The EUT tested to DTS test procedure of ANSI C63.10:2013 section 11.8.2 option2 for compliance to FCC 47CFR 15.247 requirements.

6 dB RF Bandwidth: The antenna port of the EUT was connected to the input of a spectrum analyzer. Analyzer RBW was set to 100 kHz. For each RF output channel investigated, the spectrum analyzer center frequency was set to the channel carrier. A peak output reading was taken, a DISPLAY line was drawn 6 dB lower than peak level. The 6 dB bandwidth was determined from where the channel output spectrum intersected the display line.

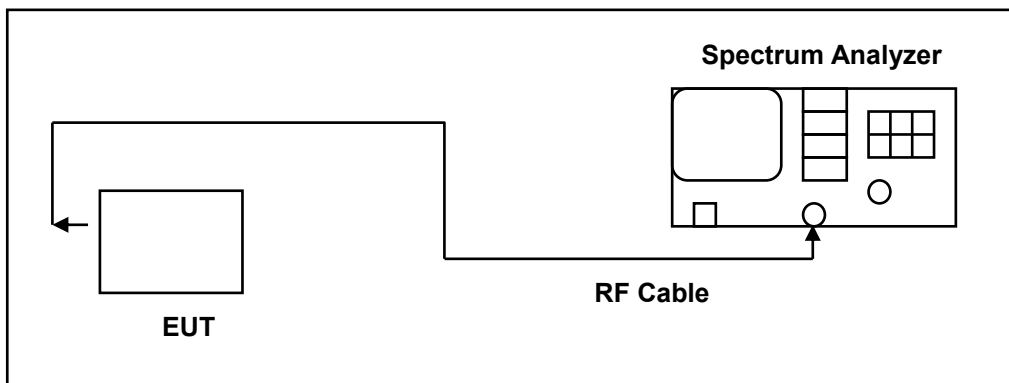
The test was performed at 3 channels (Channel low, middle, high)

4.5. Maximum Power Spectral Density Measurement

■ Limit

For digitally modulated systems, the power spectral density conducted from the intentional radiator to the antenna shall not be greater than 8 dBm in any 3 kHz band during any time interval of continuous transmission.

■ Test Setup



■ Test Procedure

The EUT tested to DTS test procedure of ANSI C63.10:2013 section 11.10.2 Method PKPSD for compliance to FCC 47CFR 15.247 requirements.

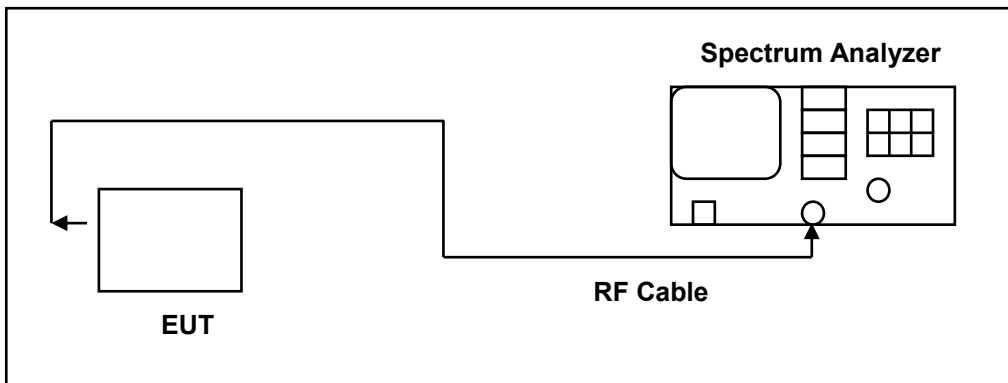
1. Set analyzer center frequency to DTS channel center frequency.
2. Set the span to 1.5 times the DTS bandwidth.
3. Set the RBW to: $3 \text{ kHz} \leq \text{RBW} \leq 100 \text{ kHz}$.
4. Set the VBW $\geq 3 \times \text{RBW}$.
5. Detector = peak.
6. Sweep time = auto couple.
7. Trace mode = max hold.
8. Allow trace to fully stabilize.
9. Use the peak marker function to determine the maximum amplitude level within the RBW.
10. If measured value exceeds limit, reduce RBW (no less than 3 kHz) and repeat.

4.6. Out of Band Conducted Emissions Measurement

■ Limit

In any 100 kHz bandwidth outside the frequency band in which the spread spectrum or digitally modulated intentional radiator is operating, the radio frequency power that is produced by the intentional radiator shall be at least 30 dB below that in the 100 kHz bandwidth within the band that contains the highest level of the desired power

■ Test Setup



■ Test Procedure

In any 100 kHz bandwidth outside the EUT pass band, the RF power produced by the modulation products of the spreading sequence, the information sequence, and the carrier frequency shall be at least 30 dB below that of the maximum in-band 100 kHz emission, antenna output of the EUT was coupled directly to spectrum analyzer; if an external attenuator and/or cable was used, these losses are compensated for with the analyzer OFFSET function.

All other types of emissions from the EUT shall meet the general limits for radiated frequencies outside the pass band.

The test was performed at 3 channels.

4.7. Antenna Measurement

■ Limit

For intentional device, according to 15.203, an intentional radiator shall be designed to ensure that no antenna other than that furnished by the responsible party shall be used with the device.

And According to 15.247 (b), if transmitting antennas of directional gain greater than 6 dBi are used, the power shall be reduced by the amount in dB that the directional gain of the antenna exceeds 6 dBi.

■ Antenna Description

See section 2 – antenna information.

■ Directional Gain Calculated

Test mode	Transmission Type	Antenna				Directional Gain for Power (dBi)	Directional Gain for PSD (dBi)	Power Limit Reduction (dB)	PSD Limit Reduction (dB)
		Ant-0 (dBi)	Ant-1 (dBi)	Ant-2 (dBi)	Ant-3 (dBi)				
802.11b	CDD	1.69	1.73	1.66	1.86	1.86	7.76	0.00	1.76
802.11g	CDD	1.69	1.73	1.66	1.86	1.86	7.76	0.00	1.76
802.11n HT20 802.11n HT40 802.11n VHT20 802.11n VHT40 802.11ax HE20 802.11ax HE40	MIMO/ Beamforming	1.69	1.73	1.66	1.86	7.76	7.76	1.76	1.76

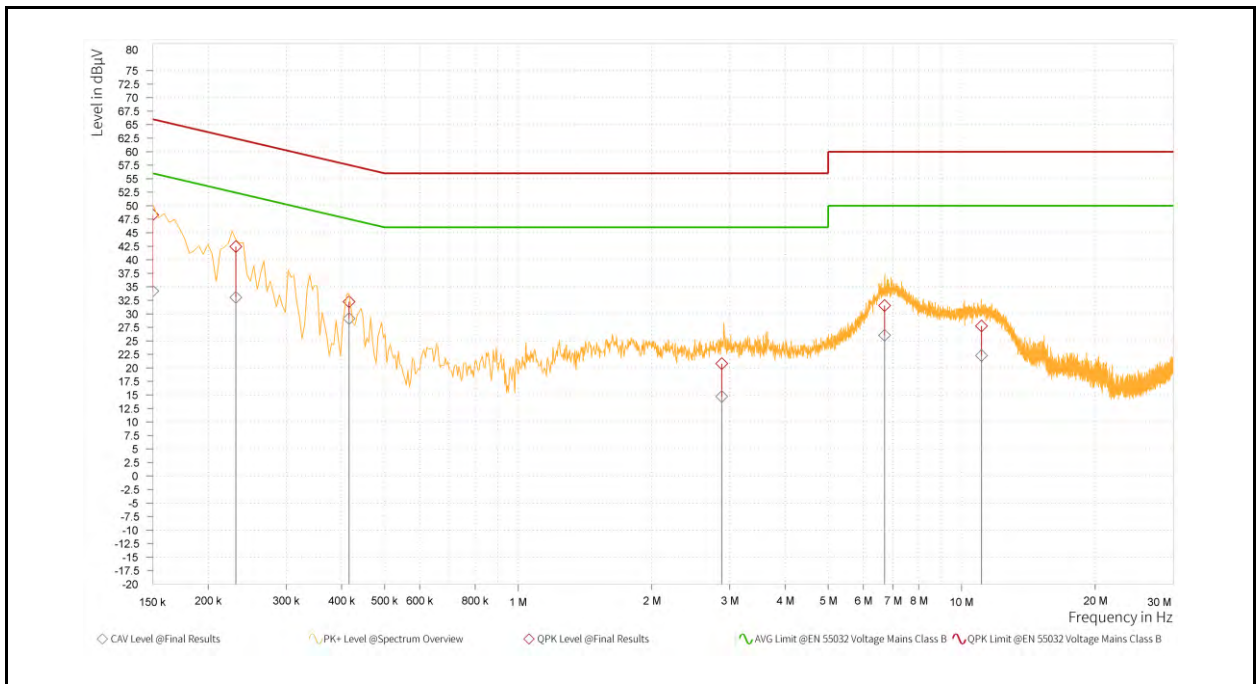
If transmit signals are correlated, then Directional gain = $10 \log[(10^{G1/20} + 10^{G2/20} + \dots + 10^{GN/20})^2 / NANT]$

If all transmit signals are completely uncorrelated, then Directional gain = $10 \log[(10^{G1/10} + 10^{G2/10} + \dots + 10^{GN/10}) / NANT]$

5 Test Results

5.1. Conducted Emission

Standard:	FCC Part 15.247	Line:	L1
Test item:	Conducted Emission	Power:	AC 120 V/60 Hz
Mode:	Transmit Mode		
Description:			

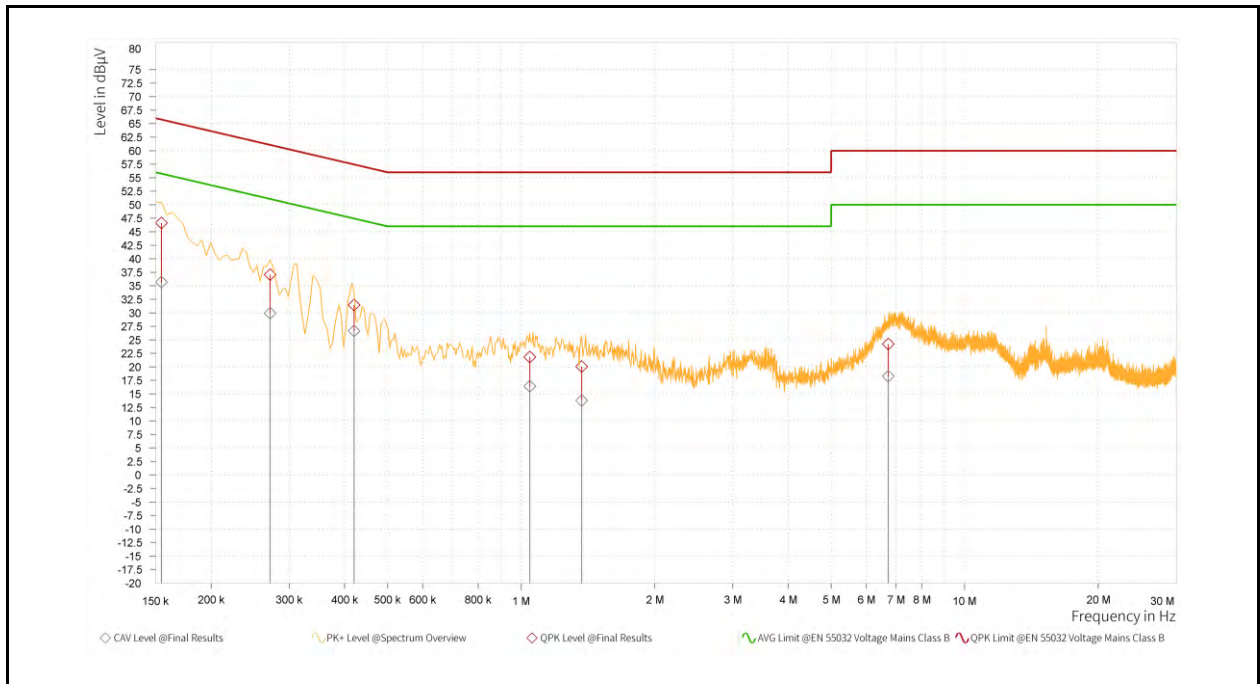


Rg	Frequency [MHz]	QP Result [dBµV]	QP Limit [dBµV]	QP Margin [dB]	AV Result [dBµV]	AV Limit [dBµV]	AV Margin [dB]	Correction factor [dB]	Line
1	0.150	48.33	66.00	17.67	34.23	56.00	21.77	9.65	L1
1	0.231	42.46	62.41	19.96	33.06	52.41	19.36	9.64	L1
1	0.416	32.26	57.54	25.27	29.14	47.54	18.39	9.65	L1
1	2.877	20.80	56.00	35.20	14.69	46.00	31.31	9.75	L1
1	6.702	31.52	60.00	28.48	26.05	50.00	23.95	9.85	L1
1	11.081	27.75	60.00	32.25	22.31	50.00	27.69	9.94	L1

Note: 1. Result (dBuV) = Correction factor (dB) + Reading(dBuV).

2. Correction factor (dB) = Cable loss (dB) + L.I.S.N. factor (dB).

Standard:	FCC Part 15.247	Line:	N
Test item:	Conducted Emission	Power:	AC 120 V/60 Hz
Mode:	Transmit Mode		
Description:			



Rg	Frequency [MHz]	QP Result [dBµV]	QP Limit [dBµV]	QP Margin [dB]	AV Result [dBµV]	AV Limit [dBµV]	AV Margin [dB]	Correction factor [dB]	Line
1	0.155	46.65	65.75	19.11	35.67	55.75	20.08	9.64	N
1	0.272	37.09	61.07	23.99	29.92	51.07	21.15	9.64	N
1	0.420	31.44	57.45	26.01	26.65	47.45	20.79	9.65	N
1	1.046	21.83	56.00	34.17	16.43	46.00	29.57	9.68	N
1	1.370	20.09	56.00	35.91	13.79	46.00	32.21	9.70	N
1	6.725	24.23	60.00	35.77	18.29	50.00	31.71	9.87	N

Note: 1. Result (dBuV) = Correction factor (dB) + Reading(dBuV).

2. Correction factor (dB) = Cable loss (dB) + L.I.S.N. factor (dB).

5.2. Conducted Test Results

Duty cycle

Reference Appendix A / Appendix B

Maximum Conducted Output Power Measurement

Reference Appendix A

Maximum Power Spectral Density Measurement

Reference Appendix A / Appendix B

6 dB RF Bandwidth Measurement

Reference Appendix A / Appendix B

Maximum Power Spectral Density Measurement

Reference Appendix A / Appendix B

Out of Band Conducted Emissions Measurement

Reference level

Reference Appendix B

Out of Band Conducted Emissions

Reference Appendix B

Conducted Band Edge

Reference Appendix B

Beamforming on

Duty cycle

Reference Appendix A / Appendix B

Maximum Conducted Output Power Measurement

Reference Appendix A

Maximum Power Spectral Density Measurement

Reference Appendix A / Appendix B

6 dB RF Bandwidth Measurement

Reference Appendix A / Appendix B

Maximum Power Spectral Density Measurement

Reference Appendix A / Appendix B

Out of Band Conducted Emissions Measurement

Reference level

Reference Appendix B

Out of Band Conducted Emissions

Reference Appendix B

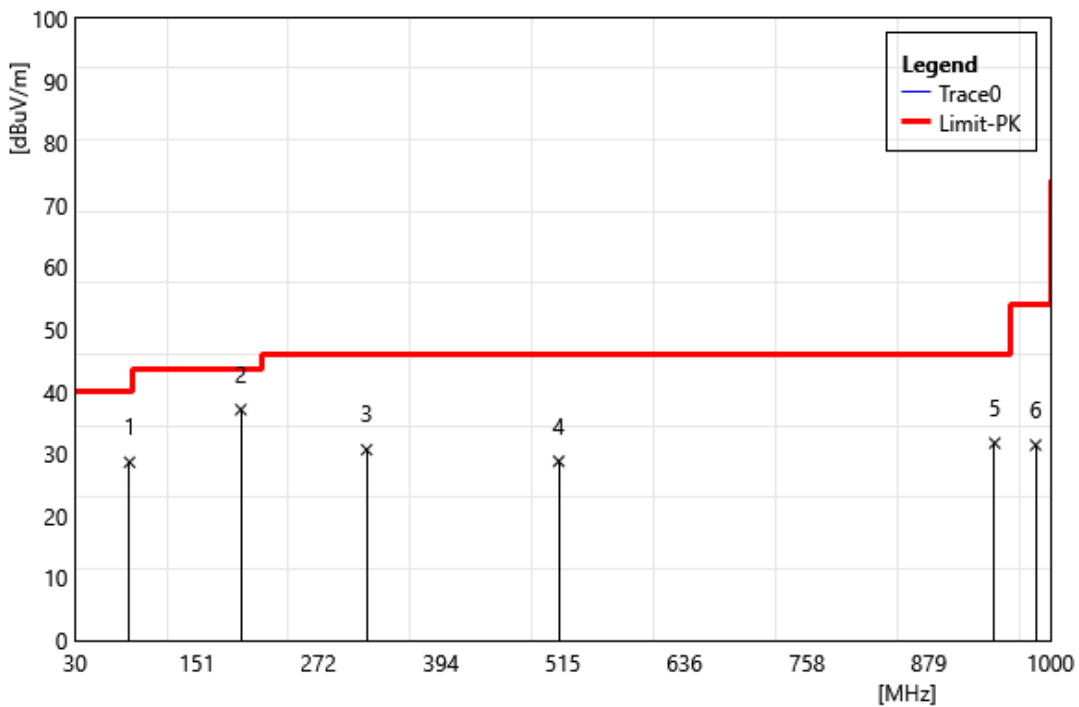
Conducted Band Edge

Reference Appendix B

5.3. Radiated Emission Measurement

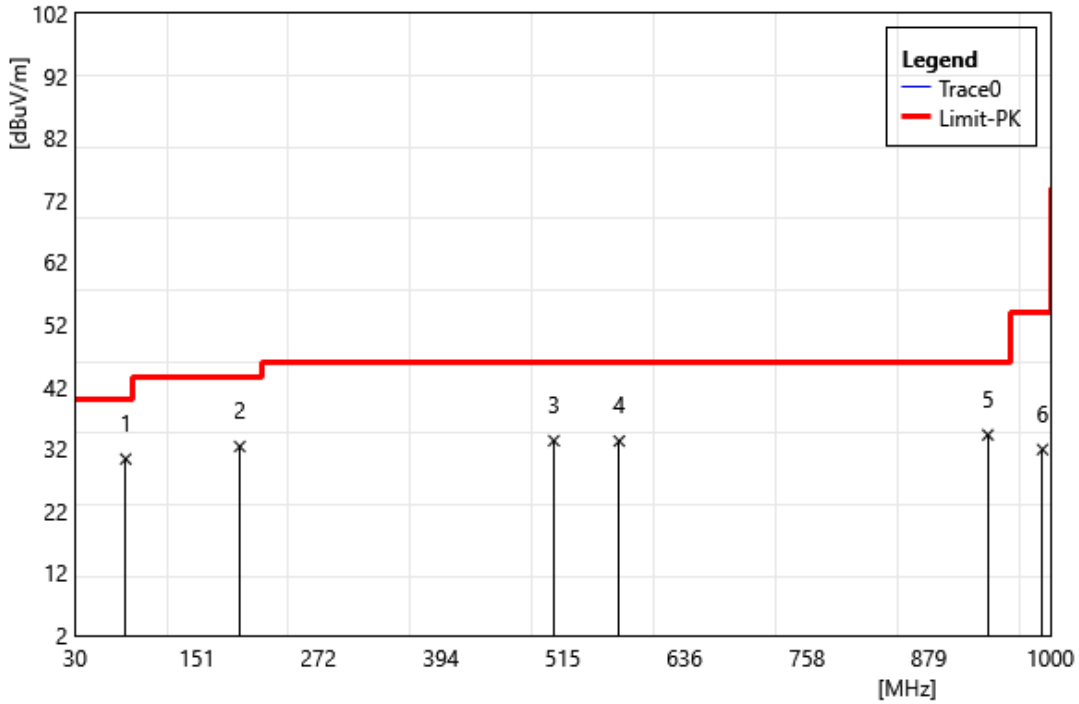
Below 1 GHz

Test Site:	96603-WG	Standard:	Part 15.247
Test Mode:	Transmit Mode		
Polarization:	Horizontal		
Remark:			



ID	Frequency [MHz]	Reading [dBuV]	Correct Factor [dB/m]	Result [dBuV/m]	Limit [dBuV/m]	Margin [dB]	Remark
1	84.32	46.14	-17.49	28.65	40.00	-11.35	QP
2	194.90	52.08	-14.97	37.11	43.50	-6.39	QP
3	320.03	41.85	-11.18	30.67	46.00	-15.33	QP
4	511.12	35.63	-6.82	28.81	46.00	-17.19	QP
5	944.71	31.35	0.38	31.73	46.00	-14.27	QP
6	985.45	31.34	0.09	31.43	54.00	-22.57	QP

Test Site:	96603-WG	Standard:	Part 15.247
Test Mode:	Transmit Mode		
Polarization:	Vertical		
Remark:			

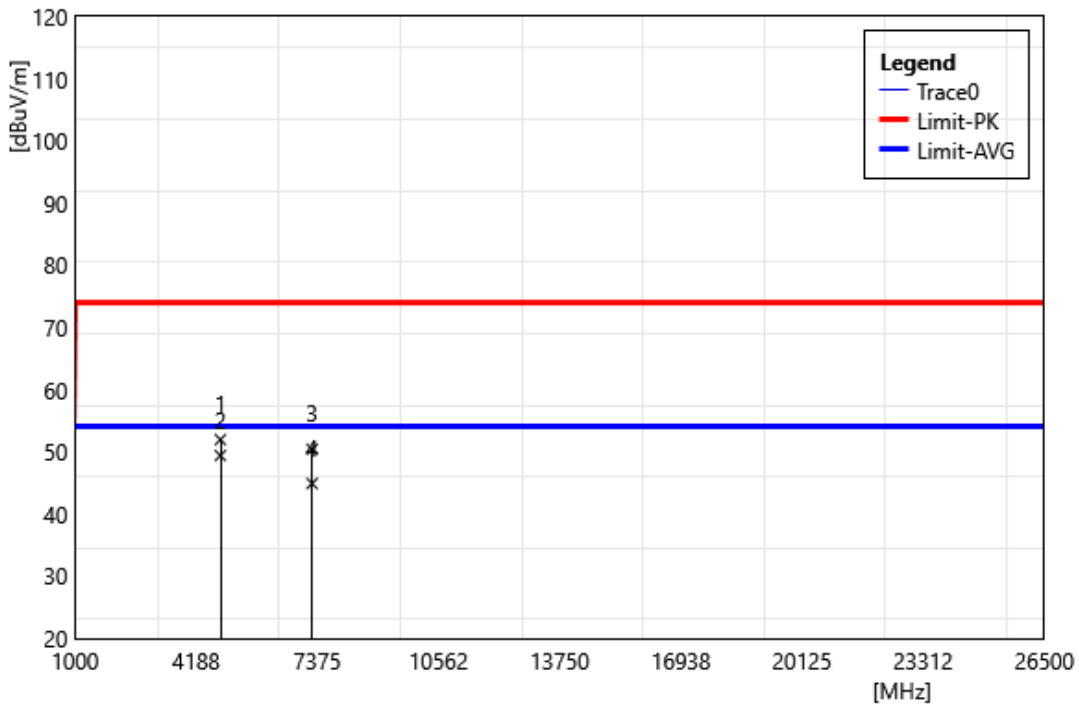


ID	Frequency MHz	Reading dBuV	Correct Factor dB/m	Result dBuV/m	Limit dBuV/m	Margin dB	Remark
1	80.44	47.36	-16.99	30.37	40.00	-9.63	QP
2	193.93	47.42	-15.04	32.38	43.50	-11.12	QP
3	506.27	40.21	-6.90	33.31	46.00	-12.69	QP
4	571.26	38.93	-5.68	33.25	46.00	-12.75	QP
5	937.92	34.12	0.13	34.25	46.00	-11.75	QP
6	992.24	31.73	0.17	31.90	54.00	-22.10	QP

Harmonic

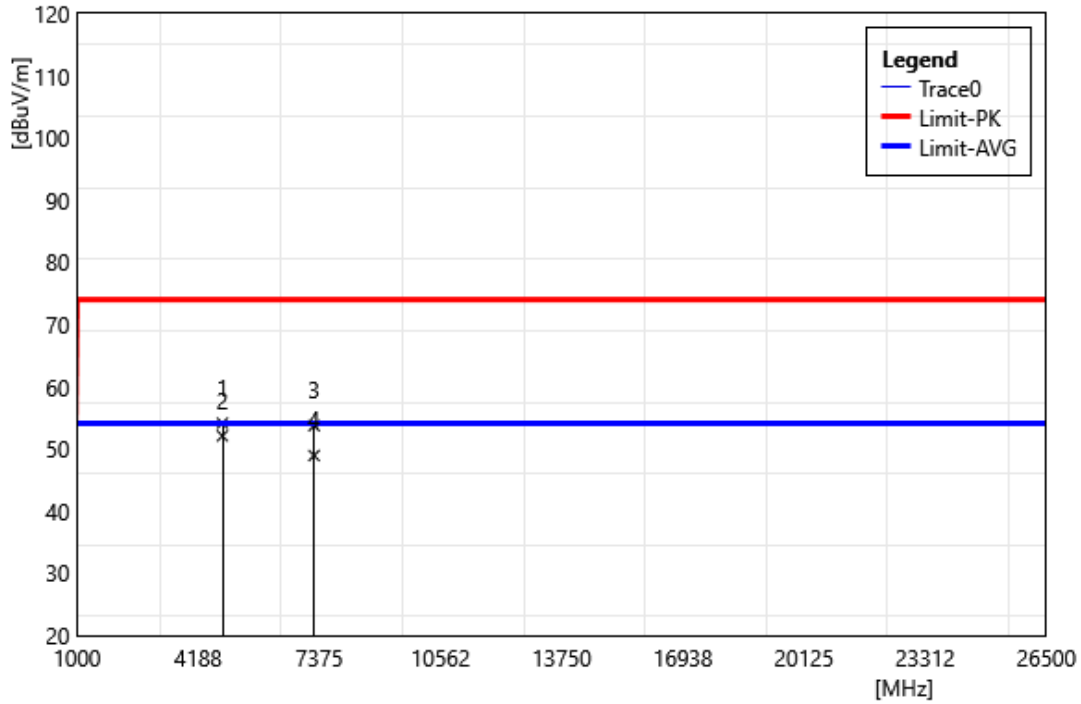
Above 1 GHz

Test Site:	96603-WG	Standard:	Part 15.247
Test Mode:	802.11b 2412 MHz		
Polarization:	Horizontal		
Remark:			



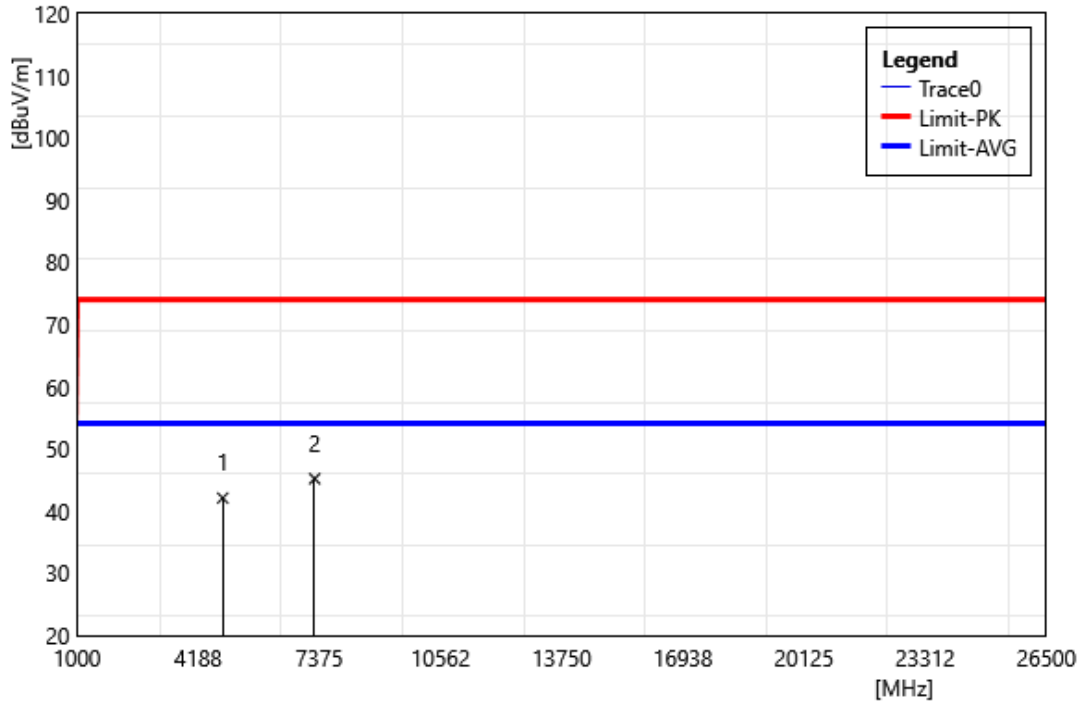
ID	Frequency MHz	Reading dBuV	Correct Factor dB/m	Result dBuV/m	Limit dBuV/m	Margin dB	Remark
1	4824.00	50.70	1.28	51.98	74.00	-22.02	PEAK
2	4824.00	48.14	1.28	49.42	54.00	-4.58	AVG
3	7236.00	43.95	6.48	50.43	74.00	-23.57	PEAK
4	7236.00	38.44	6.48	44.92	54.00	-9.08	AVG

Test Site:	96603-WG	Standard:	Part 15.247
Test Mode:	802.11b 2412 MHz		
Polarization:	Vertical		
Remark:			



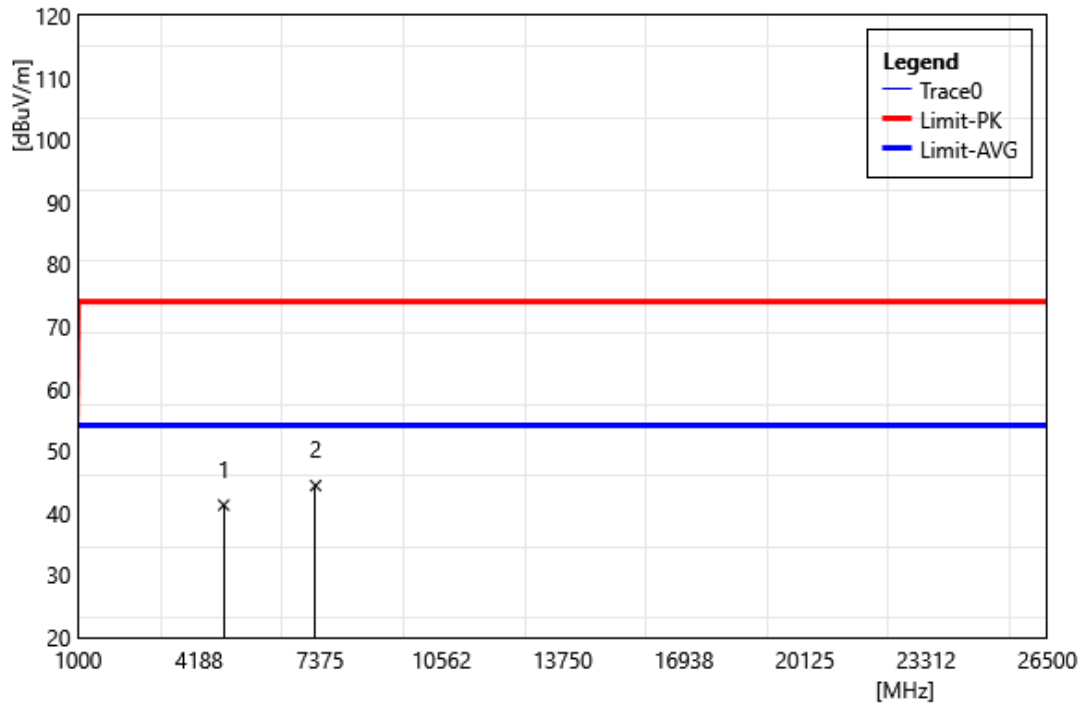
ID	Frequency MHz	Reading dBuV	Correct Factor dB/m	Result dBuV/m	Limit dBuV/m	Margin dB	Remark
1	4824.00	52.85	1.28	54.13	74.00	-19.87	PEAK
2	4824.00	50.81	1.28	52.09	54.00	-1.91	AVG
3	7236.00	47.26	6.48	53.74	74.00	-20.26	PEAK
4	7236.00	42.45	6.48	48.93	54.00	-5.07	AVG

Test Site:	96603-WG	Standard:	Part 15.247
Test Mode:	802.11b 2417 MHz		
Polarization:	Horizontal		
Remark:			



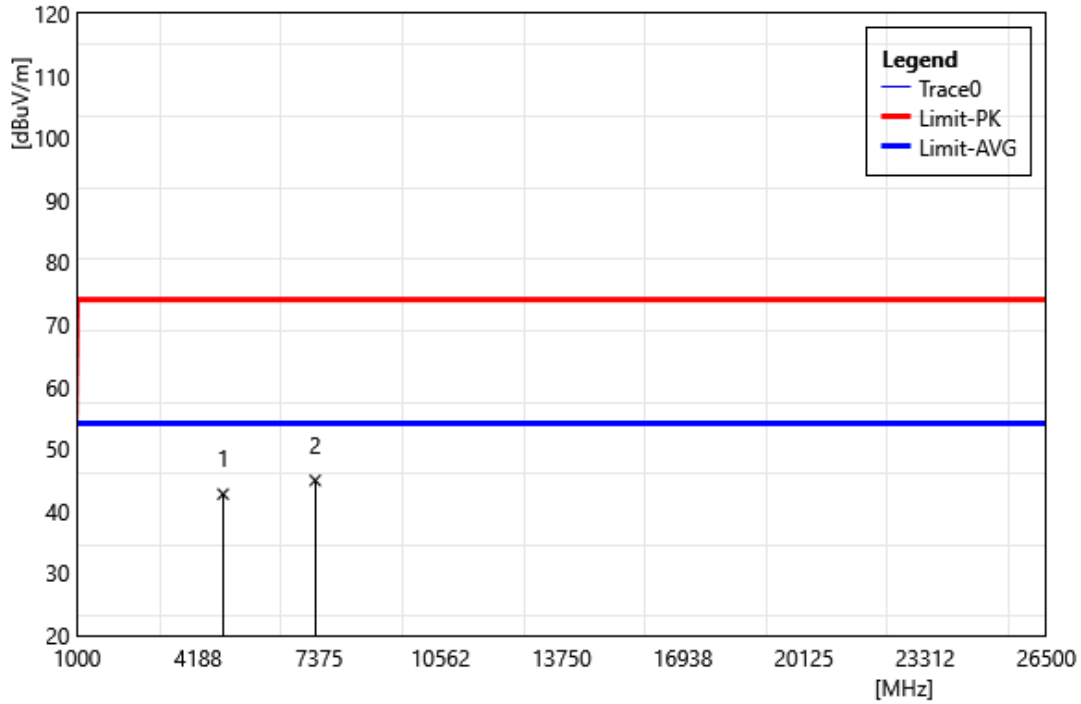
ID	Frequency MHz	Reading dBuV	Correct Factor dB/m	Result dBuV/m	Limit dBuV/m	Margin dB	Remark
1	4834.00	40.60	1.50	42.10	74.00	-31.90	PEAK
2	7251.00	38.55	6.65	45.20	74.00	-28.80	PEAK

Test Site:	96603-WG	Standard:	Part 15.247
Test Mode:	802.11b 2417 MHz		
Polarization:	Vertical		
Remark:			



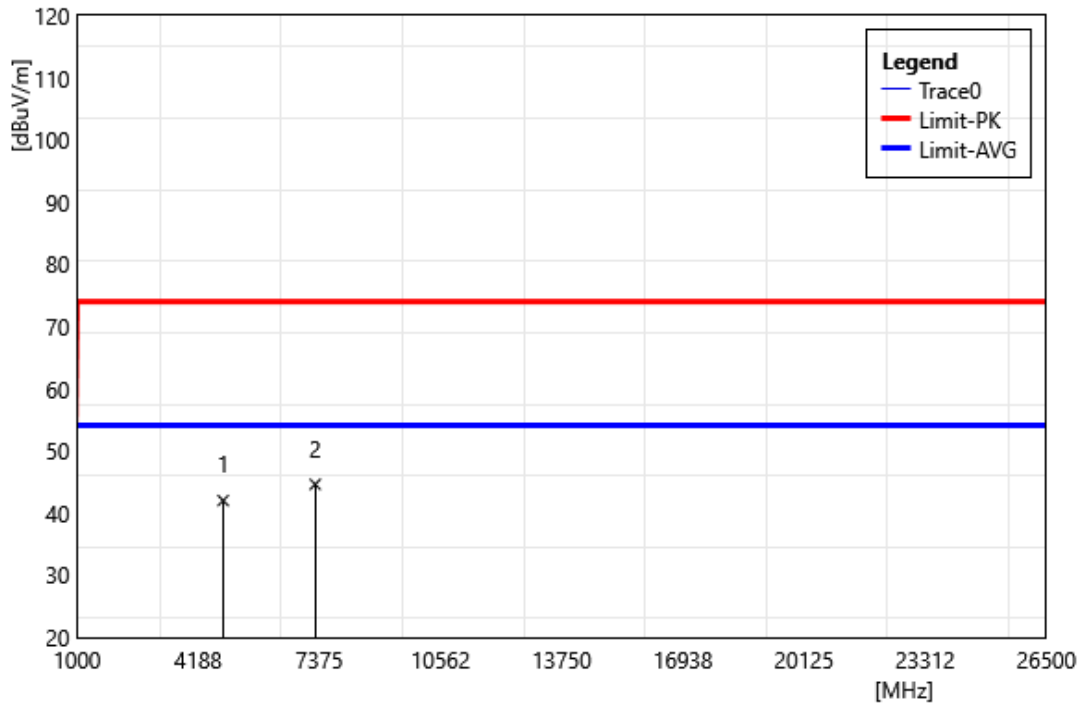
ID	Frequency MHz	Reading dBuV	Correct Factor dB/m	Result dBuV/m	Limit dBuV/m	Margin dB	Remark
1	4834.00	39.79	1.50	41.29	74.00	-32.71	PEAK
2	7251.00	37.76	6.65	44.41	74.00	-29.59	PEAK

Test Site:	96603-WG	Standard:	Part 15.247
Test Mode:	802.11b 2422 MHz		
Polarization:	Horizontal		
Remark:			



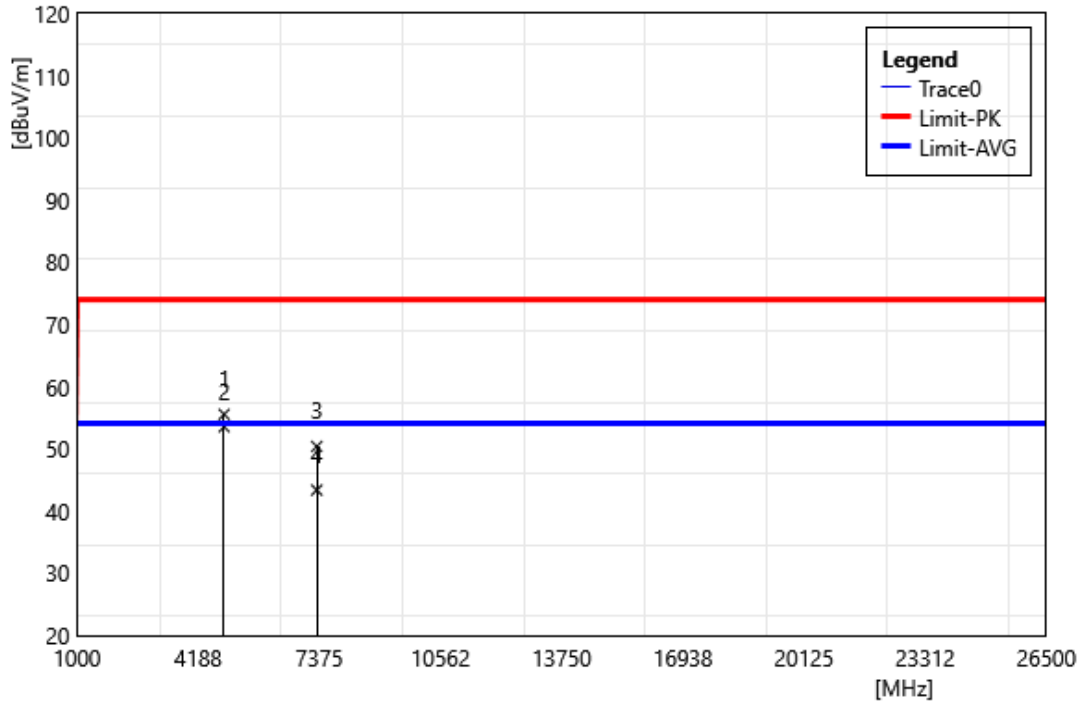
ID	Frequency MHz	Reading dBuV	Correct Factor dB/m	Result dBuV/m	Limit dBuV/m	Margin dB	Remark
1	4844.00	41.22	1.51	42.73	74.00	-31.27	PEAK
2	7266.00	38.31	6.62	44.93	74.00	-29.07	PEAK

Test Site:	96603-WG	Standard:	Part 15.247
Test Mode:	802.11b 2422 MHz		
Polarization:	Vertical		
Remark:			



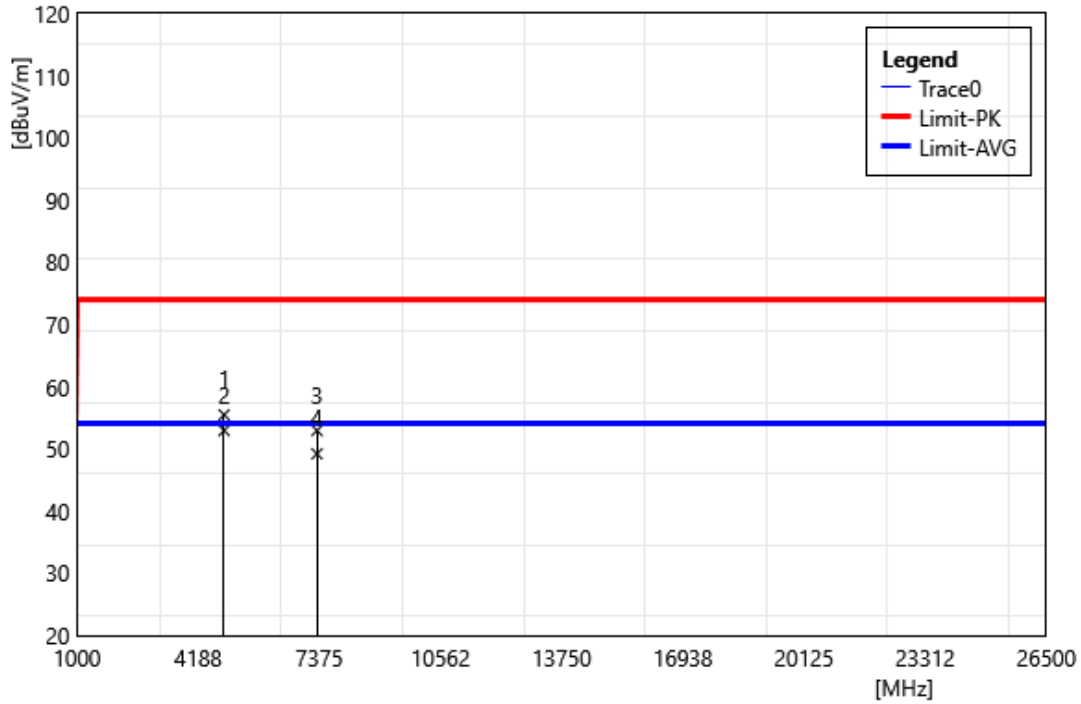
ID	Frequency MHz	Reading dBuV	Correct Factor dB/m	Result dBuV/m	Limit dBuV/m	Margin dB	Remark
1	4844.00	40.50	1.51	42.01	74.00	-31.99	PEAK
2	7266.00	38.00	6.62	44.62	74.00	-29.38	PEAK

Test Site:	96603-WG	Standard:	Part 15.247
Test Mode:	802.11b 2437 MHz		
Polarization:	Horizontal		
Remark:			



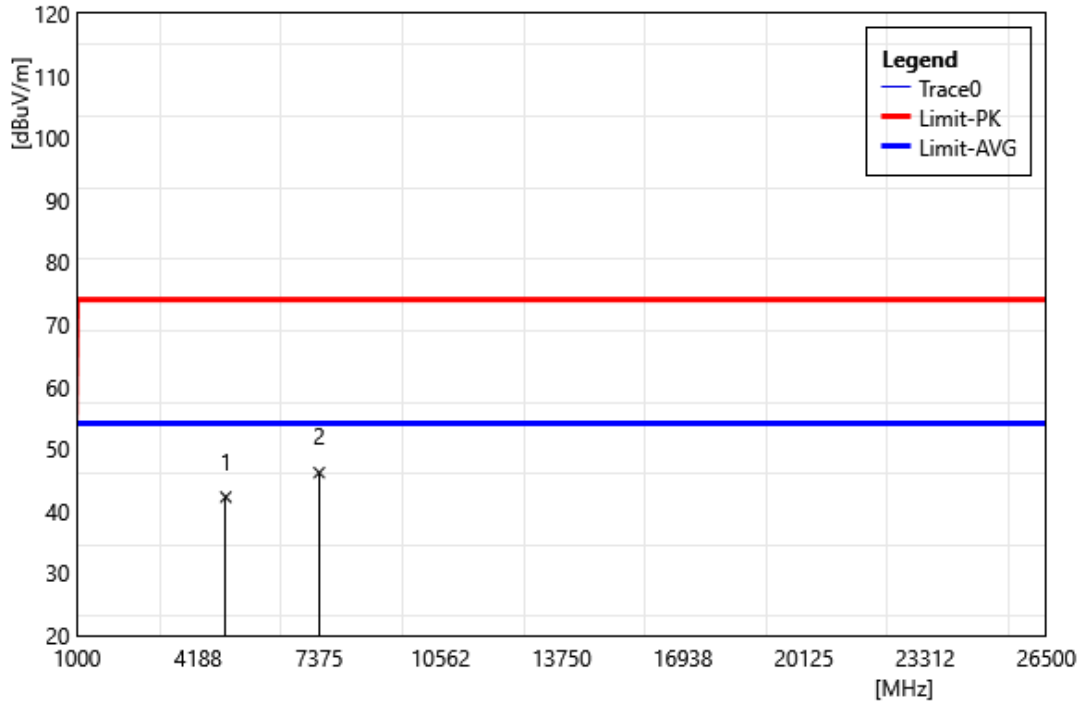
ID	Frequency MHz	Reading dBuV	Correct Factor dB/m	Result dBuV/m	Limit dBuV/m	Margin dB	Remark
1	4874.00	54.21	1.34	55.55	74.00	-18.45	PEAK
2	4874.00	52.22	1.34	53.56	54.00	-0.44	AVG
3	7311.00	44.06	6.34	50.40	74.00	-23.60	PEAK
4	7311.00	37.04	6.34	43.38	54.00	-10.62	AVG

Test Site:	96603-WG	Standard:	Part 15.247
Test Mode:	802.11b 2437 MHz		
Polarization:	Vertical		
Remark:			



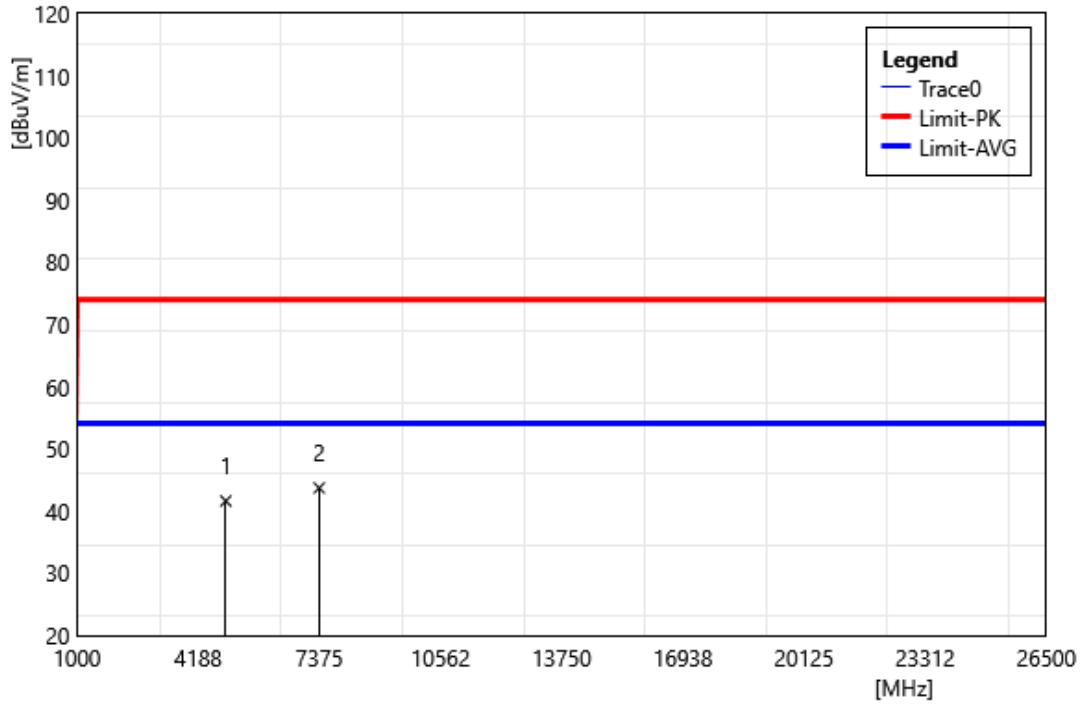
ID	Frequency MHz	Reading dBuV	Correct Factor dB/m	Result dBuV/m	Limit dBuV/m	Margin dB	Remark
1	4874.00	54.13	1.34	55.47	74.00	-18.53	PEAK
2	4874.00	51.61	1.34	52.95	54.00	-1.05	AVG
3	7311.00	46.58	6.38	52.96	74.00	-21.04	PEAK
4	7311.00	42.83	6.38	49.21	54.00	-4.79	AVG

Test Site:	96603-WG	Standard:	Part 15.247
Test Mode:	802.11b 2457 MHz		
Polarization:	Horizontal		
Remark:			



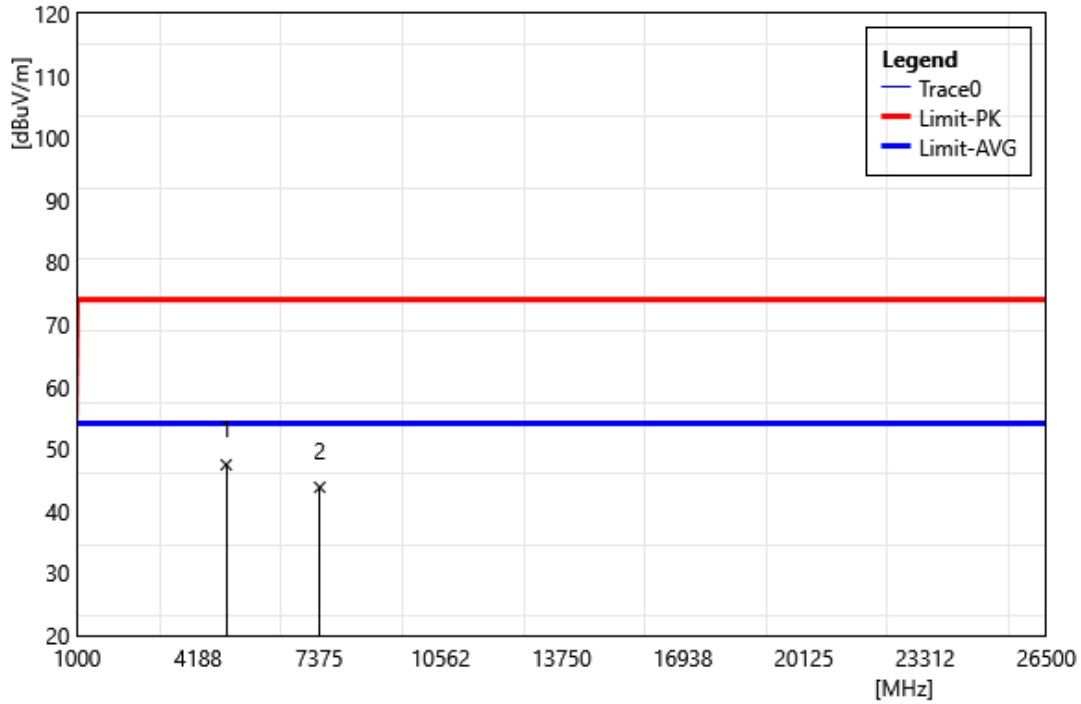
ID	Frequency MHz	Reading dBuV	Correct Factor dB/m	Result dBuV/m	Limit dBuV/m	Margin dB	Remark
1	4914.00	40.58	1.68	42.26	74.00	-31.74	PEAK
2	7371.00	39.40	6.77	46.17	74.00	-27.83	PEAK

Test Site:	96603-WG	Standard:	Part 15.247
Test Mode:	802.11b 2457 MHz		
Polarization:	Vertical		
Remark:			



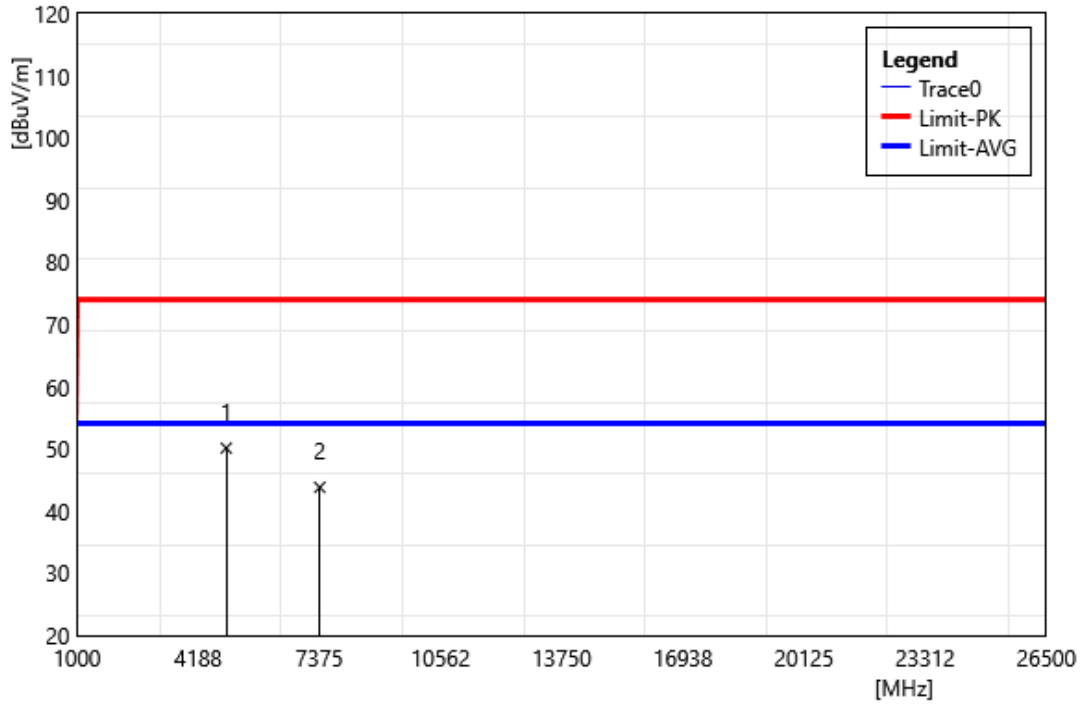
ID	Frequency MHz	Reading dBuV	Correct Factor dB/m	Result dBuV/m	Limit dBuV/m	Margin dB	Remark
1	4914.00	39.94	1.68	41.62	74.00	-32.38	PEAK
2	7371.00	36.96	6.77	43.73	74.00	-30.27	PEAK

Test Site:	96603-WG	Standard:	Part 15.247
Test Mode:	802.11b 2462 MHz		
Polarization:	Horizontal		
Remark:			



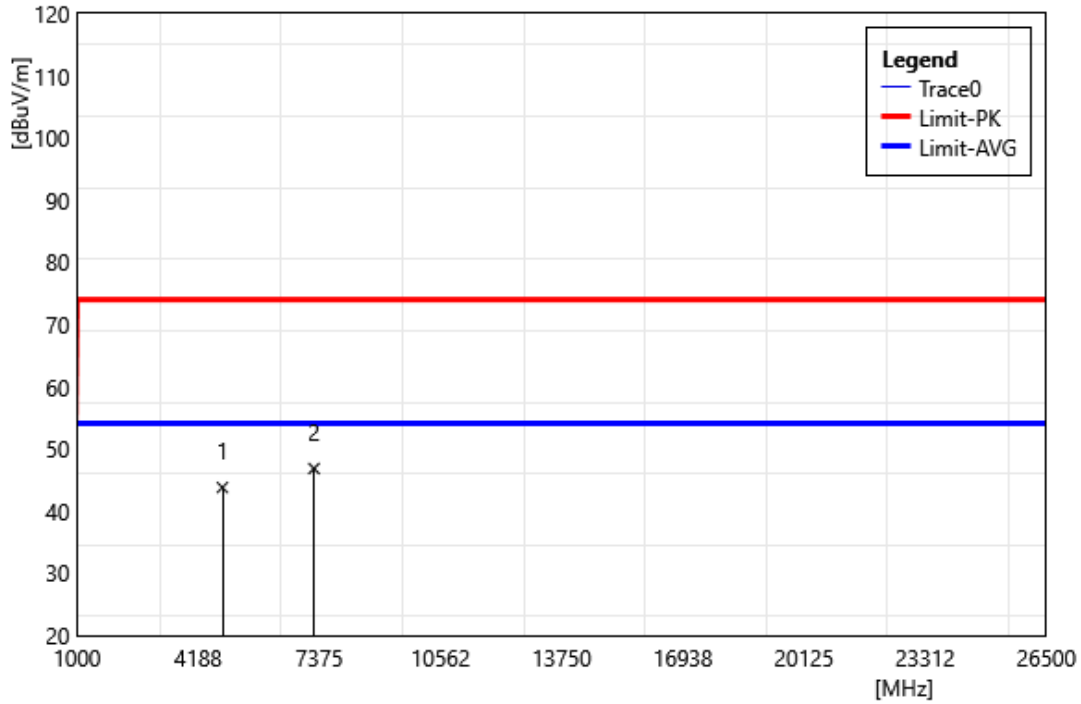
ID	Frequency MHz	Reading dBuV	Correct Factor dB/m	Result dBuV/m	Limit dBuV/m	Margin dB	Remark
1	4924.00	45.75	1.70	47.45	74.00	-26.55	PEAK
2	7386.00	36.97	6.84	43.81	74.00	-30.19	PEAK

Test Site:	96603-WG	Standard:	Part 15.247
Test Mode:	802.11b 2462 MHz		
Polarization:	Vertical		
Remark:			



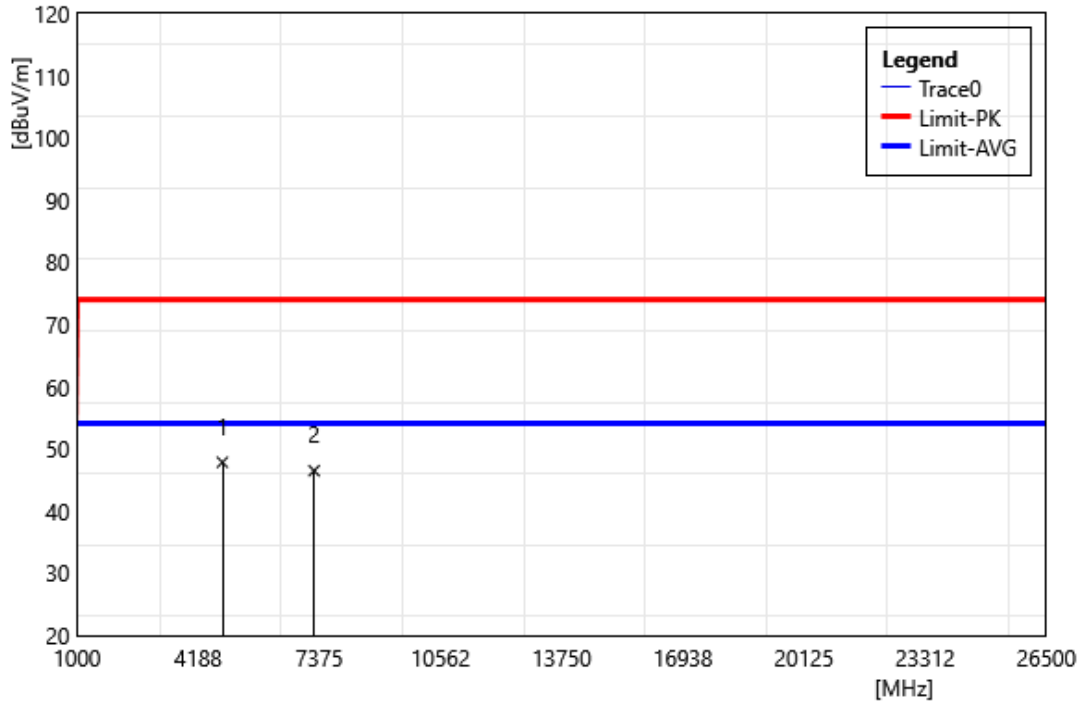
ID	Frequency MHz	Reading dBuV	Correct Factor dB/m	Result dBuV/m	Limit dBuV/m	Margin dB	Remark
1	4924.00	48.43	1.70	50.13	74.00	-23.87	PEAK
2	7386.00	36.97	6.84	43.81	74.00	-30.19	PEAK

Test Site:	96603-WG	Standard:	Part 15.247
Test Mode:	802.11g 2412 MHz		
Polarization:	Horizontal		
Remark:			



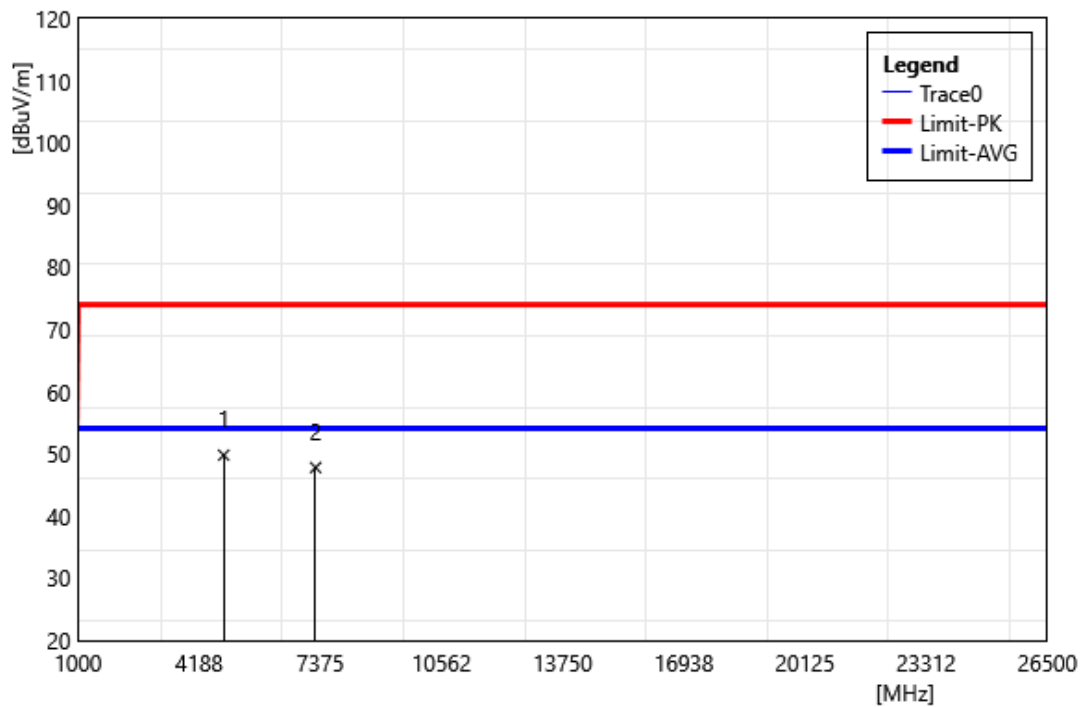
ID	Frequency MHz	Reading dBuV	Correct Factor dB/m	Result dBuV/m	Limit dBuV/m	Margin dB	Remark
1	4824.00	42.30	1.49	43.79	74.00	-30.21	PEAK
2	7236.00	40.23	6.61	46.84	74.00	-27.16	PEAK

Test Site:	96603-WG	Standard:	Part 15.247
Test Mode:	802.11g 2412 MHz		
Polarization:	Vertical		
Remark:			



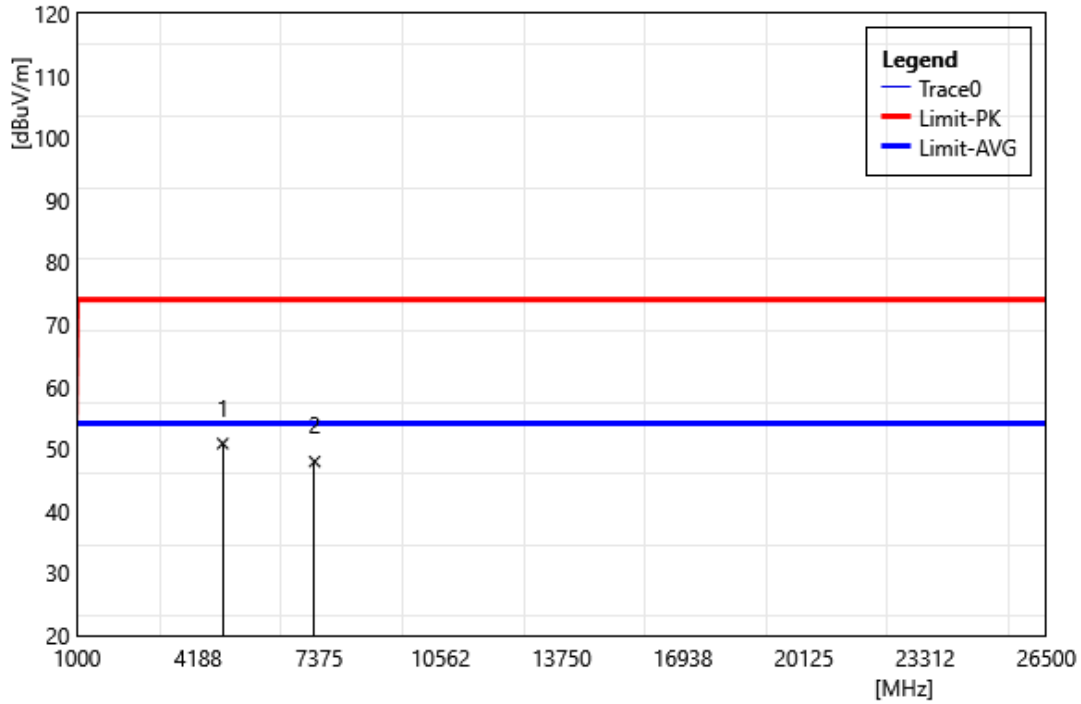
ID	Frequency MHz	Reading dBuV	Correct Factor dB/m	Result dBuV/m	Limit dBuV/m	Margin dB	Remark
1	4824.00	46.36	1.49	47.85	74.00	-26.15	PEAK
2	7236.00	39.87	6.61	46.48	74.00	-27.52	PEAK

Test Site:	96603-WG	Standard:	Part 15.247
Test Mode:	802.11g 2417 MHz		
Polarization:	Horizontal		
Remark:			



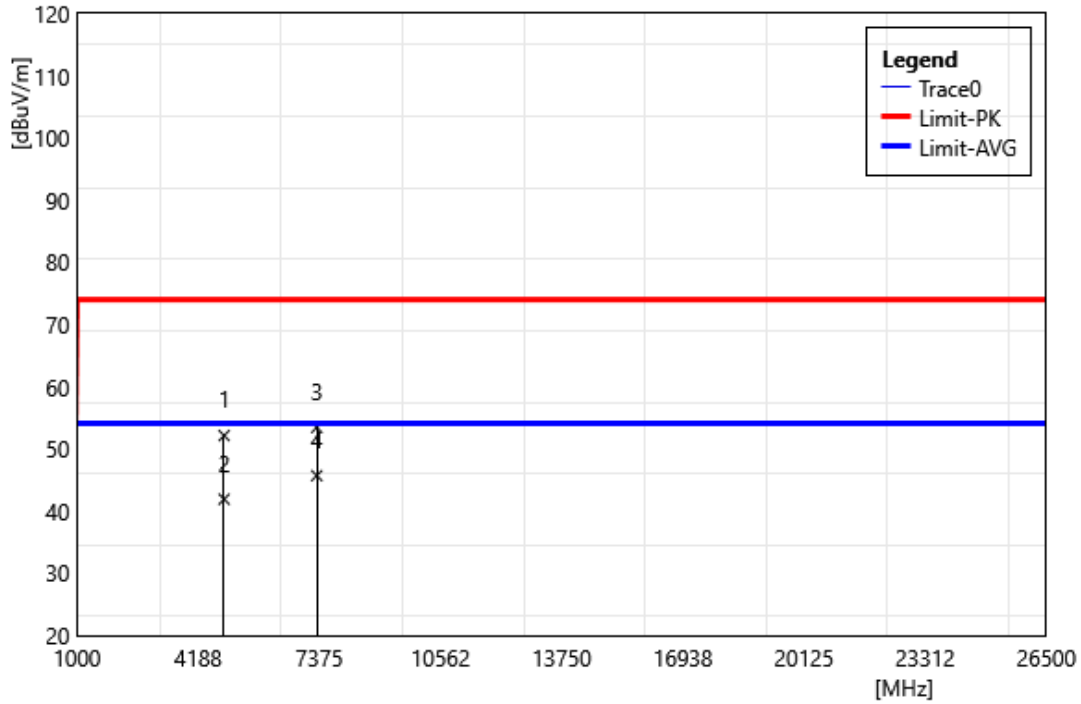
ID	Frequency MHz	Reading dBuV	Correct Factor dB/m	Result dBuV/m	Limit dBuV/m	Margin dB	Remark
1	4834.00	48.52	1.28	49.80	74.00	-24.20	PEAK
2	7251.00	41.36	6.44	47.80	74.00	-26.20	PEAK

Test Site:	96603-WG	Standard:	Part 15.247
Test Mode:	802.11g 2417 MHz		
Polarization:	Vertical		
Remark:			



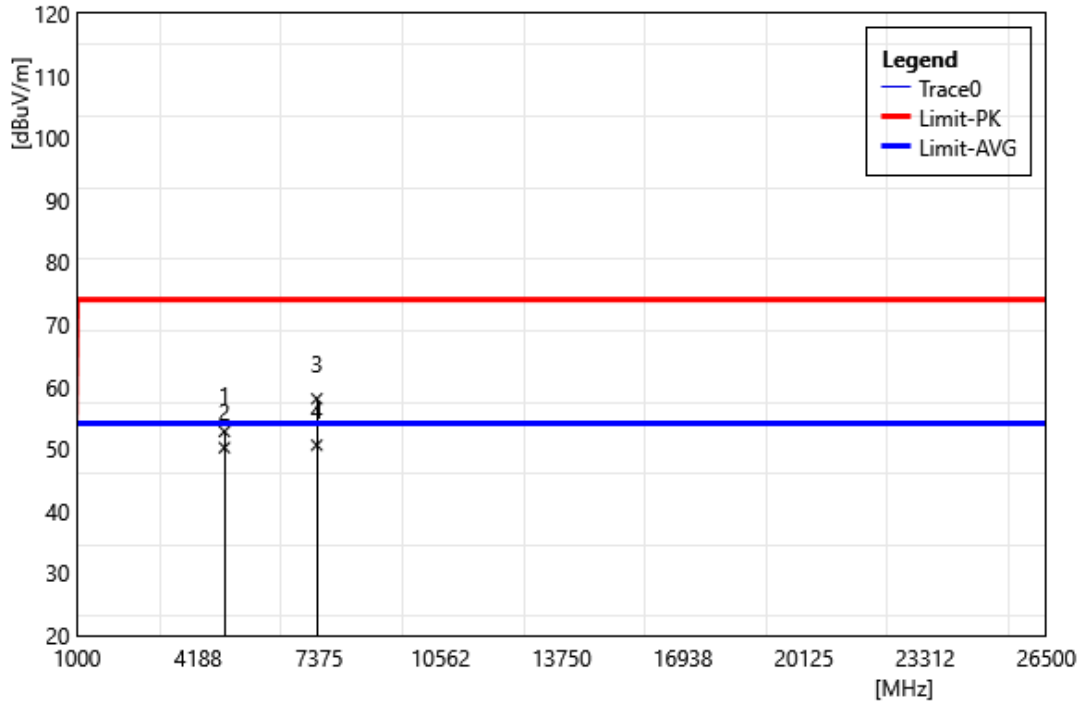
ID	Frequency MHz	Reading dBuV	Correct Factor dB/m	Result dBuV/m	Limit dBuV/m	Margin dB	Remark
1	4834.00	49.58	1.28	50.86	74.00	-23.14	PEAK
2	7251.00	41.52	6.44	47.96	74.00	-26.04	PEAK

Test Site:	96603-WG	Standard:	Part 15.247
Test Mode:	802.11g 2437 MHz		
Polarization:	Horizontal		
Remark:			



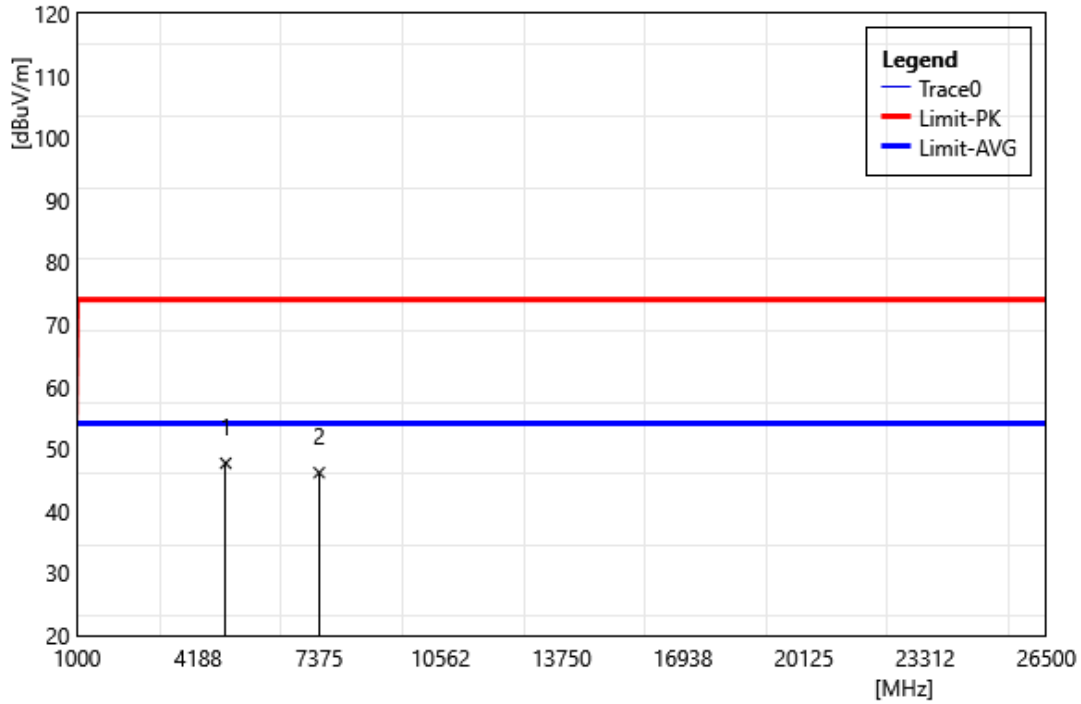
ID	Frequency MHz	Reading dBuV	Correct Factor dB/m	Result dBuV/m	Limit dBuV/m	Margin dB	Remark
1	4874.00	50.81	1.34	52.15	74.00	-21.86	PEAK
2	4874.00	40.56	1.34	41.90	54.00	-12.10	AVG
3	7311.00	47.10	6.34	53.44	74.00	-20.56	PEAK
4	7311.00	39.35	6.34	45.69	54.00	-8.31	AVG

Test Site:	96603-WG	Standard:	Part 15.247
Test Mode:	802.11g 2437 MHz		
Polarization:	Vertical		
Remark:			



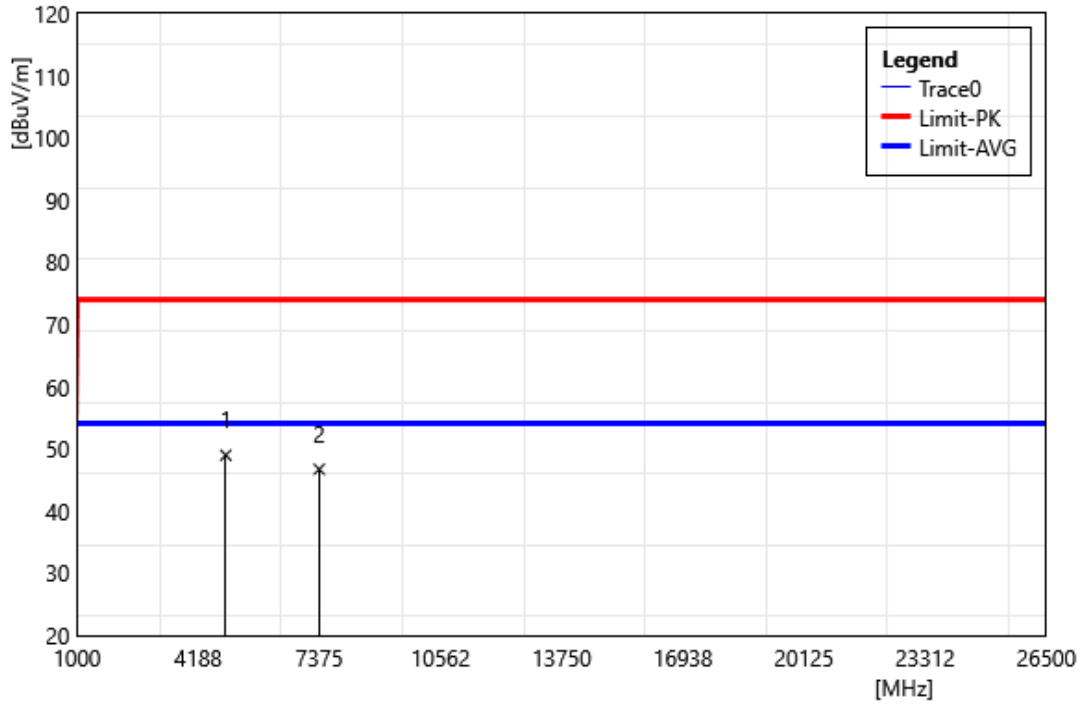
ID	Frequency MHz	Reading dBuV	Correct Factor dB/m	Result dBuV/m	Limit dBuV/m	Margin dB	Remark
1	4874.00	51.42	1.37	52.79	74.00	-21.21	PEAK
2	4874.00	48.83	1.37	50.20	54.00	-3.80	AVG
3	7311.00	51.71	6.34	58.05	74.00	-15.95	PEAK
4	7311.00	44.26	6.34	50.60	54.00	-3.40	AVG

Test Site:	96603-WG	Standard:	Part 15.247
Test Mode:	802.11g 2457 MHz		
Polarization:	Horizontal		
Remark:			



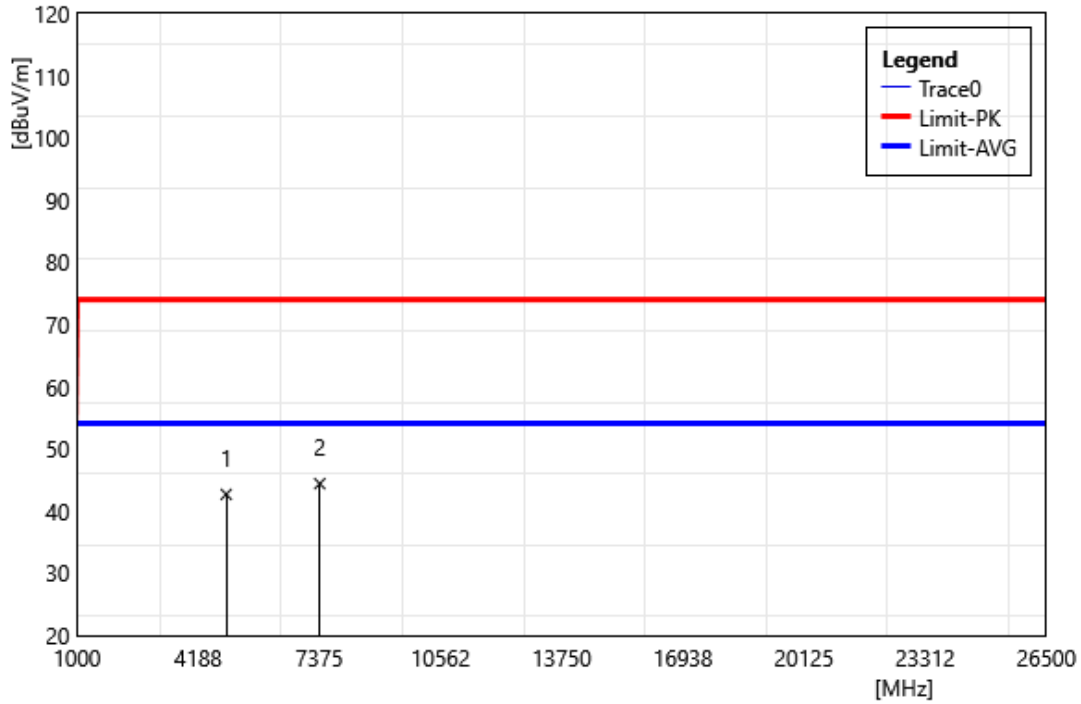
ID	Frequency MHz	Reading dBuV	Correct Factor dB/m	Result dBuV/m	Limit dBuV/m	Margin dB	Remark
1	4914.00	46.24	1.46	47.70	74.00	-26.30	PEAK
2	7371.00	39.59	6.58	46.17	74.00	-27.83	PEAK

Test Site:	96603-WG	Standard:	Part 15.247
Test Mode:	802.11g 2457 MHz		
Polarization:	Vertical		
Remark:			



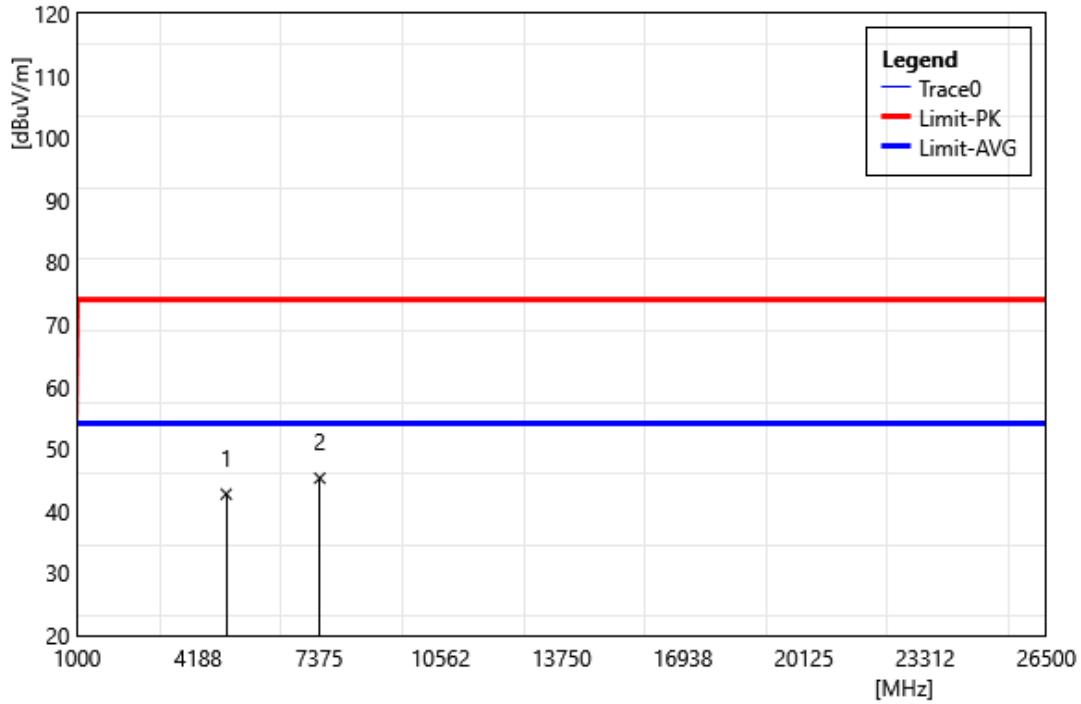
ID	Frequency MHz	Reading dBuV	Correct Factor dB/m	Result dBuV/m	Limit dBuV/m	Margin dB	Remark
1	4914.00	47.53	1.46	48.99	74.00	-25.01	PEAK
2	7371.00	40.15	6.58	46.73	74.00	-27.27	PEAK

Test Site:	96603-WG	Standard:	Part 15.247
Test Mode:	802.11g 2462 MHz		
Polarization:	Horizontal		
Remark:			



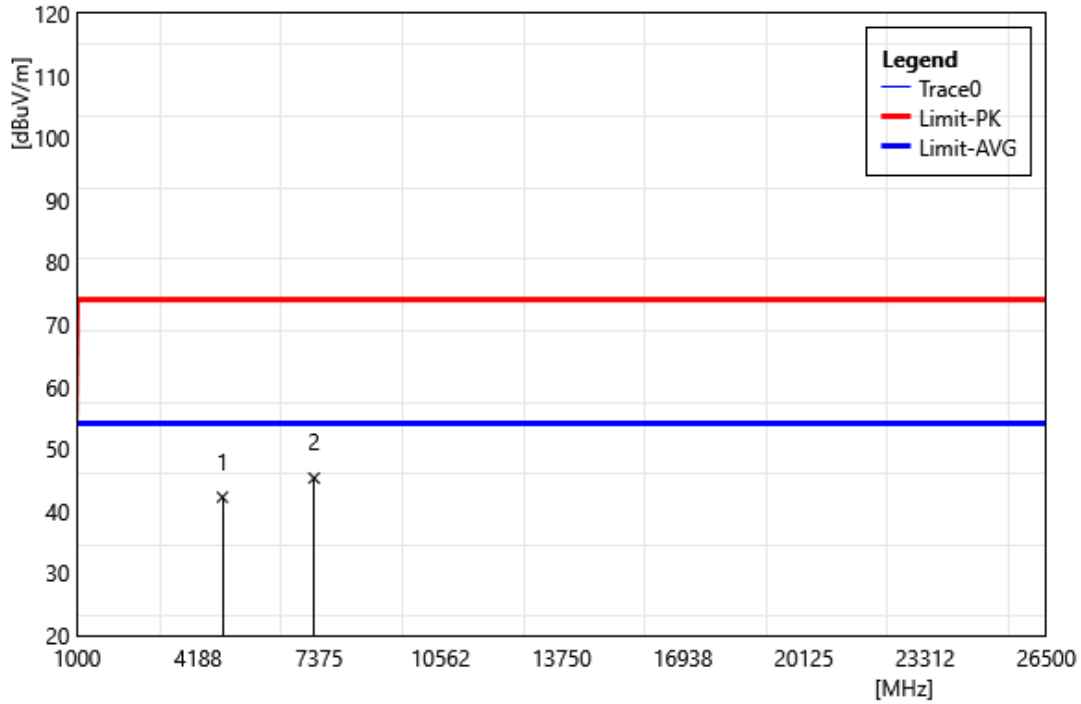
ID	Frequency MHz	Reading dBuV	Correct Factor dB/m	Result dBuV/m	Limit dBuV/m	Margin dB	Remark
1	4924.00	40.98	1.70	42.68	74.00	-31.32	PEAK
2	7386.00	37.57	6.84	44.41	74.00	-29.59	PEAK

Test Site:	96603-WG	Standard:	Part 15.247
Test Mode:	802.11g 2462 MHz		
Polarization:	Vertical		
Remark:			



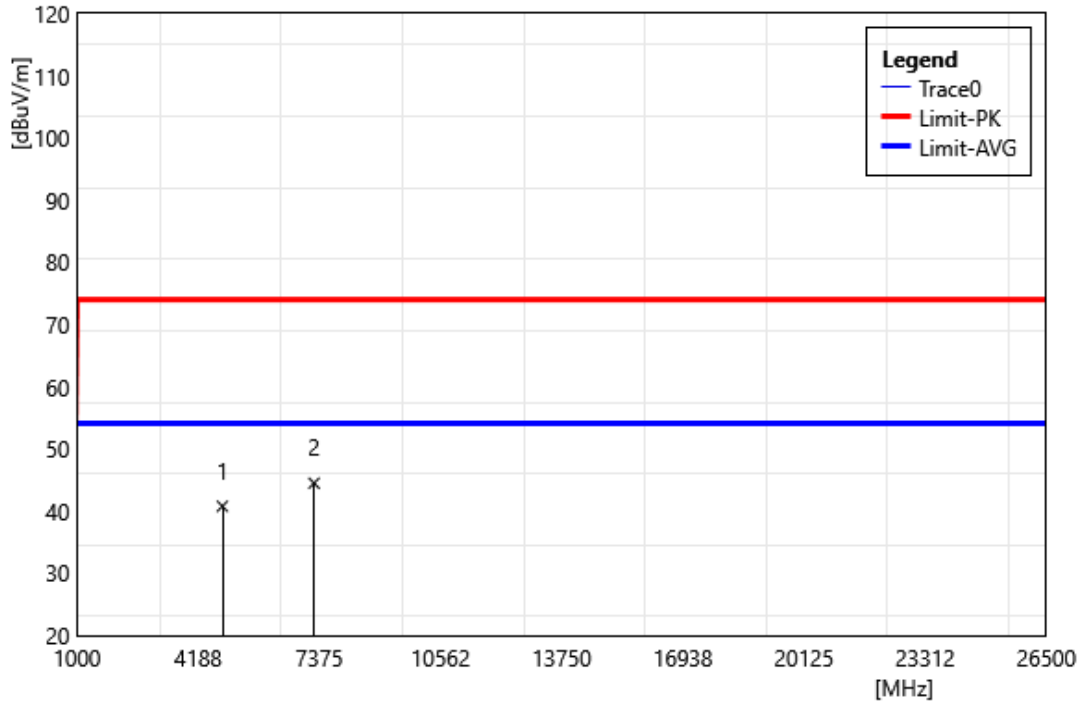
ID	Frequency MHz	Reading dBuV	Correct Factor dB/m	Result dBuV/m	Limit dBuV/m	Margin dB	Remark
1	4924.00	41.03	1.70	42.73	74.00	-31.27	PEAK
2	7386.00	38.45	6.84	45.29	74.00	-28.71	PEAK

Test Site:	96603-WG	Standard:	Part 15.247
Test Mode:	802.11ac VHT20 2412 MHz		
Polarization:	Horizontal		
Remark:			



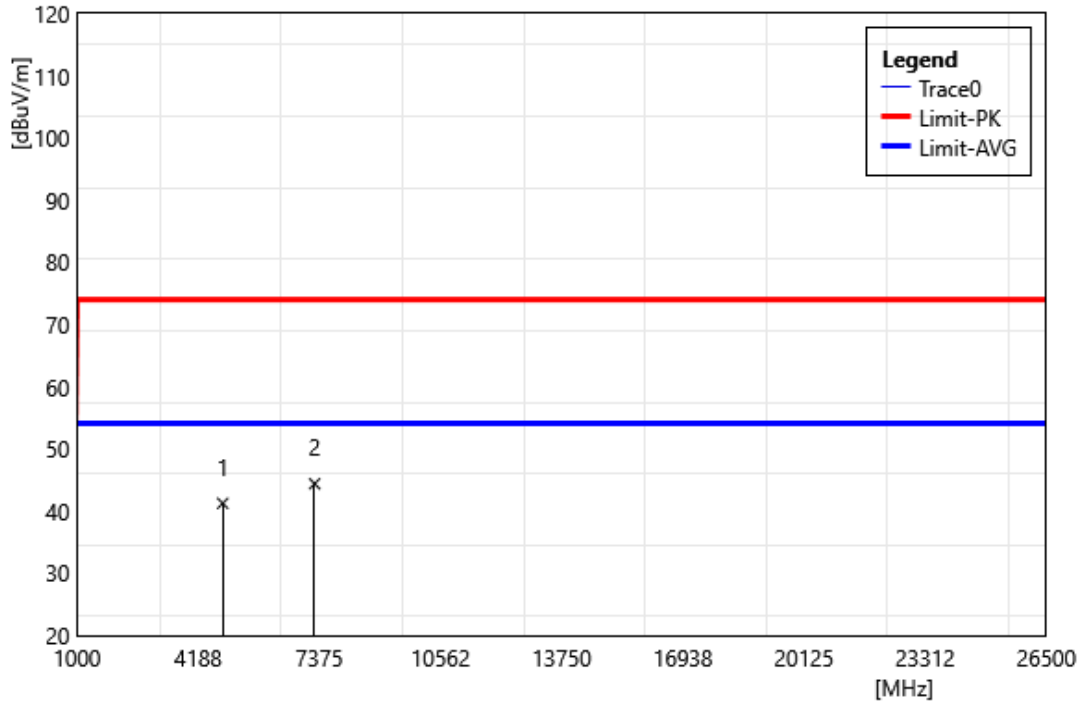
ID	Frequency MHz	Reading dBuV	Correct Factor dB/m	Result dBuV/m	Limit dBuV/m	Margin dB	Remark
1	4824.00	40.74	1.49	42.23	74.00	-31.77	PEAK
2	7236.00	38.70	6.61	45.31	74.00	-28.69	PEAK

Test Site:	96603-WG	Standard:	Part 15.247
Test Mode:	802.11ac VHT20 2412 MHz		
Polarization:	Vertical		
Remark:			



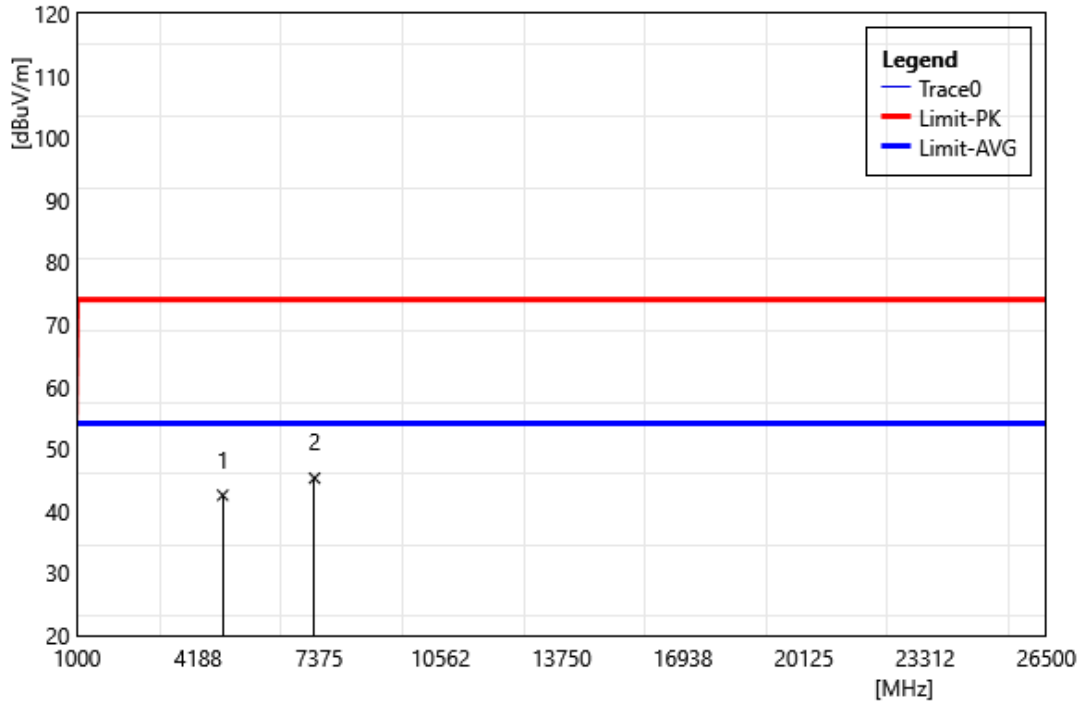
ID	Frequency MHz	Reading dBuV	Correct Factor dB/m	Result dBuV/m	Limit dBuV/m	Margin dB	Remark
1	4824.00	39.28	1.49	40.77	74.00	-33.23	PEAK
2	7236.00	37.88	6.61	44.49	74.00	-29.51	PEAK

Test Site:	96603-WG	Standard:	Part 15.247
Test Mode:	802.11ac VHT20 2417 MHz		
Polarization:	Horizontal		
Remark:			



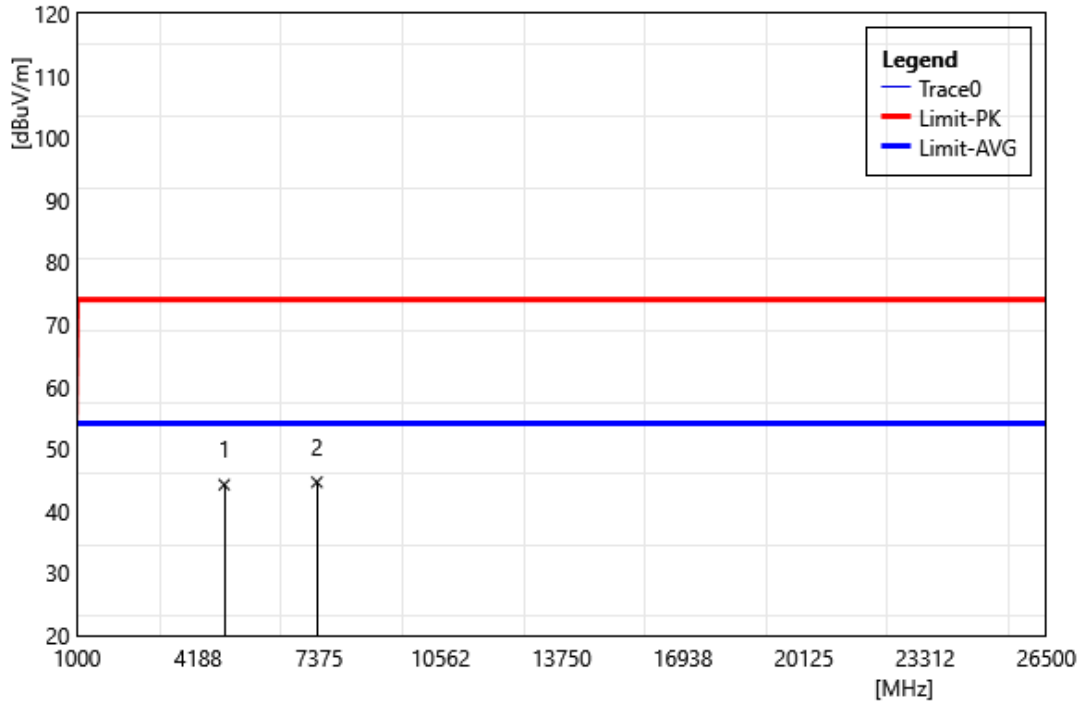
ID	Frequency MHz	Reading dBuV	Correct Factor dB/m	Result dBuV/m	Limit dBuV/m	Margin dB	Remark
1	4834.00	39.75	1.50	41.25	74.00	-32.75	PEAK
2	7251.00	37.75	6.65	44.40	74.00	-29.60	PEAK

Test Site:	96603-WG	Standard:	Part 15.247
Test Mode:	802.11ac VHT20 2417 MHz		
Polarization:	Vertical		
Remark:			



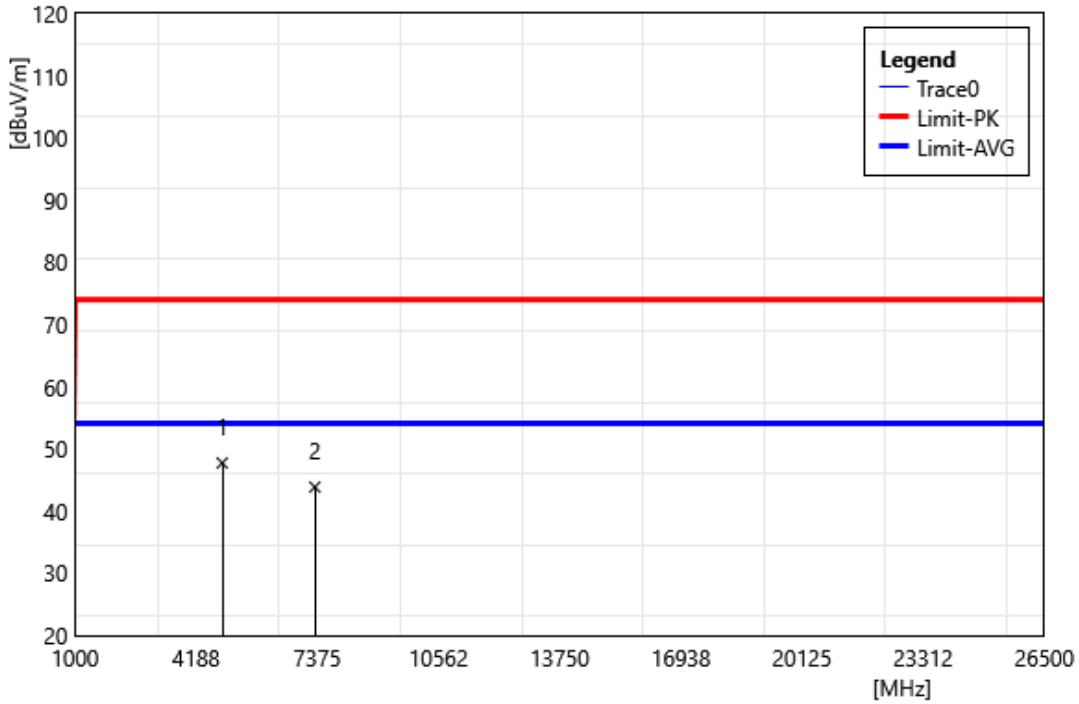
ID	Frequency MHz	Reading dBuV	Correct Factor dB/m	Result dBuV/m	Limit dBuV/m	Margin dB	Remark
1	4834.00	41.05	1.50	42.55	74.00	-31.45	PEAK
2	7251.00	38.65	6.65	45.30	74.00	-28.70	PEAK

Test Site:	96603-WG	Standard:	Part 15.247
Test Mode:	802.11ac VHT20 2437 MHz		
Polarization:	Horizontal		
Remark:			



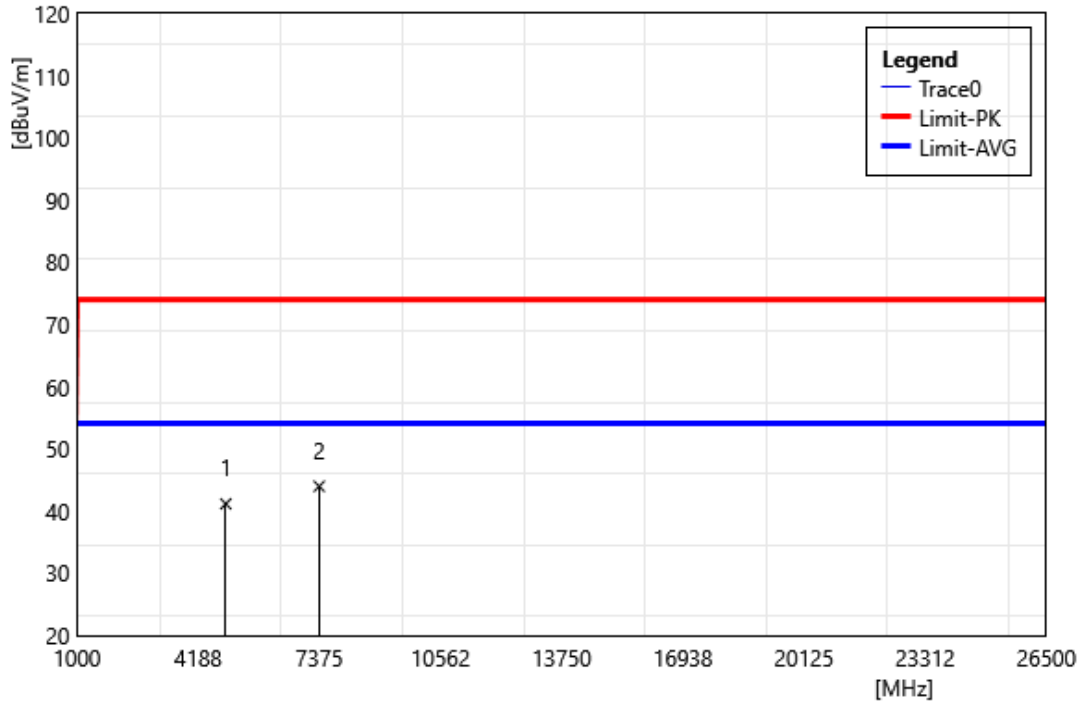
ID	Frequency MHz	Reading dBuV	Correct Factor dB/m	Result dBuV/m	Limit dBuV/m	Margin dB	Remark
1	4874.00	42.69	1.56	44.25	74.00	-29.75	PEAK
2	7311.00	38.16	6.48	44.64	74.00	-29.36	PEAK

Test Site:	96603-WG	Standard:	Part 15.247
Test Mode:	802.11ac VHT20 2437 MHz		
Polarization:	Vertical		
Remark:			



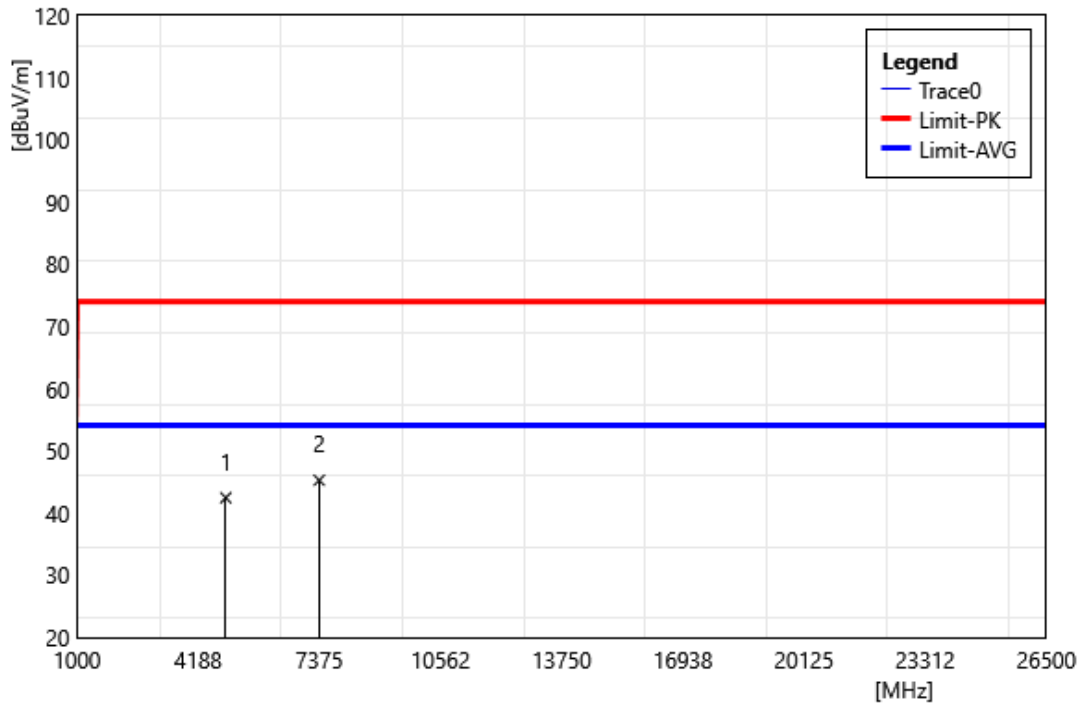
ID	Frequency MHz	Reading dBuV	Correct Factor dB/m	Result dBuV/m	Limit dBuV/m	Margin dB	Remark
1	4874.00	46.19	1.56	47.75	74.00	-26.25	PEAK
2	7311.00	37.37	6.48	43.85	74.00	-30.15	PEAK

Test Site:	96603-WG	Standard:	Part 15.247
Test Mode:	802.11ac VHT20 2457 MHz		
Polarization:	Horizontal		
Remark:			



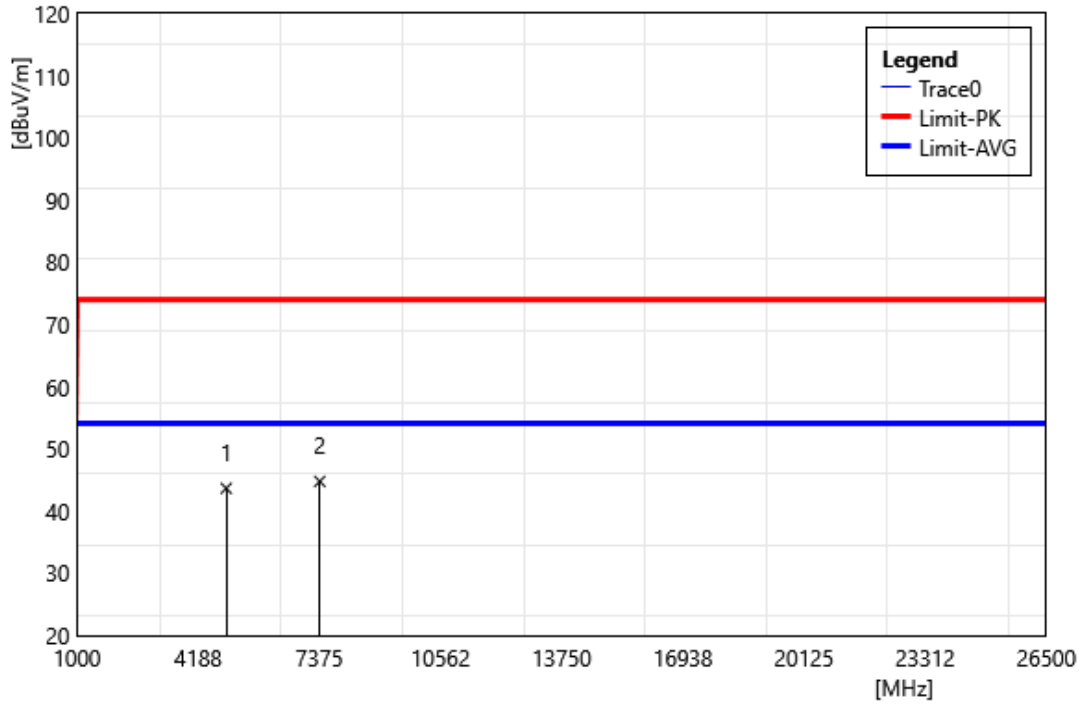
ID	Frequency MHz	Reading dBuV	Correct Factor dB/m	Result dBuV/m	Limit dBuV/m	Margin dB	Remark
1	4914.00	39.48	1.68	41.16	74.00	-32.84	PEAK
2	7371.00	37.21	6.77	43.98	74.00	-30.02	PEAK

Test Site:	96603-WG	Standard:	Part 15.247
Test Mode:	802.11ac VHT20 2457 MHz		
Polarization:	Vertical		
Remark:			



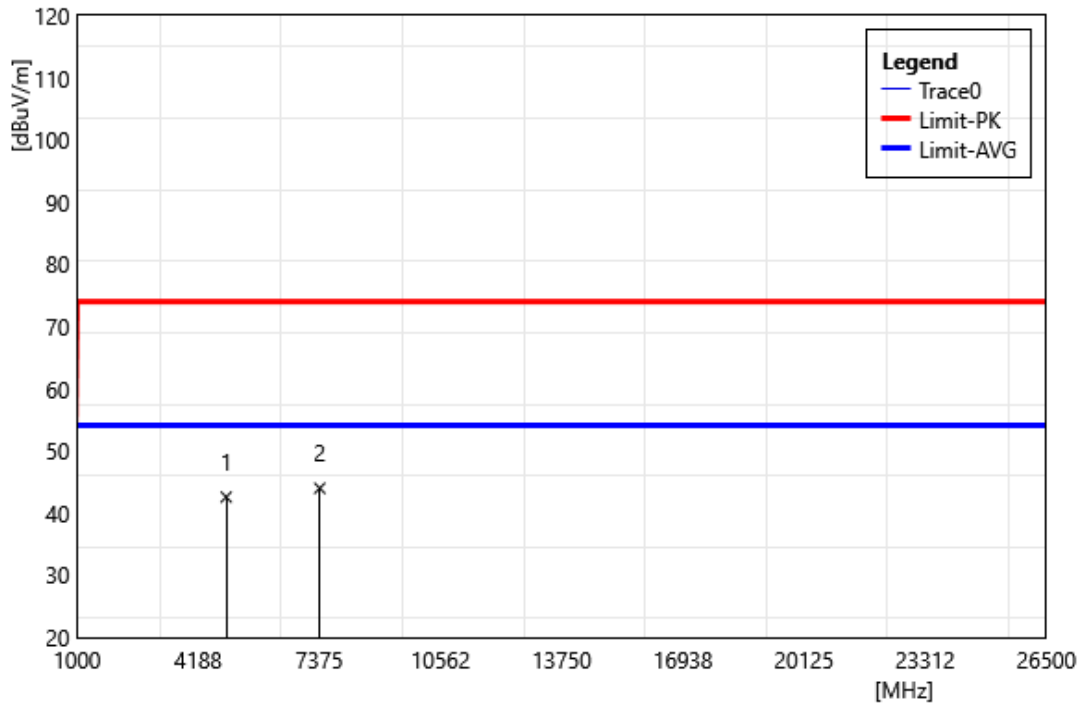
ID	Frequency MHz	Reading dBuV	Correct Factor dB/m	Result dBuV/m	Limit dBuV/m	Margin dB	Remark
1	4914.00	40.78	1.68	42.46	74.00	-31.54	PEAK
2	7371.00	38.52	6.77	45.29	74.00	-28.71	PEAK

Test Site:	96603-WG	Standard:	Part 15.247
Test Mode:	802.11ac VHT20 2462 MHz		
Polarization:	Horizontal		
Remark:			



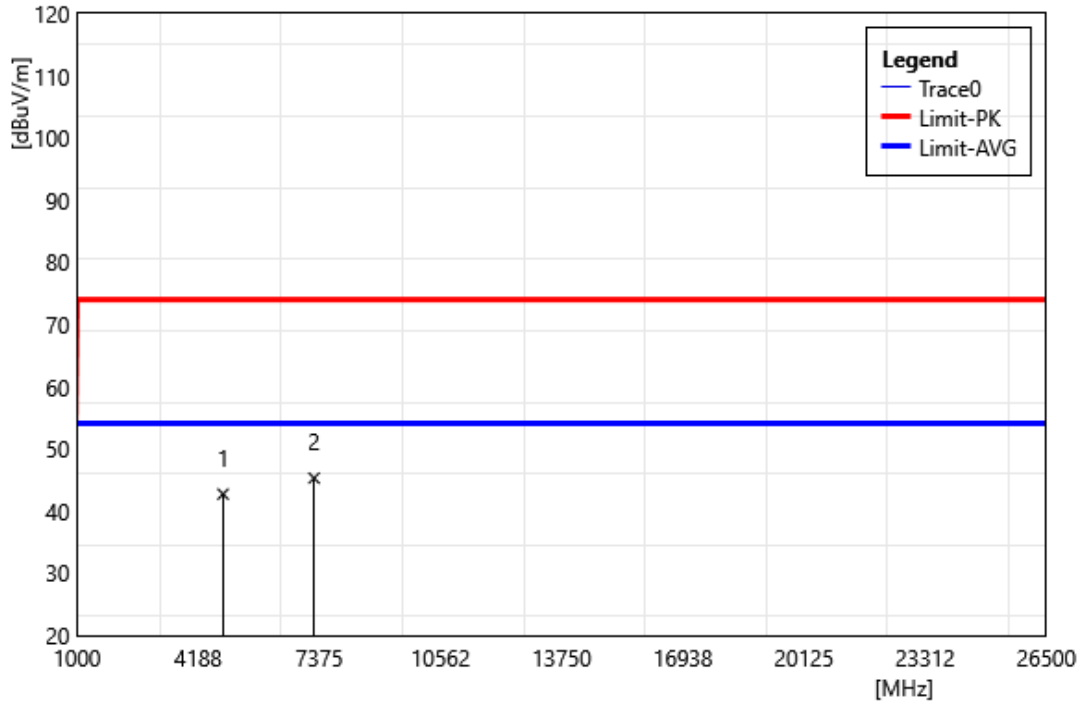
ID	Frequency MHz	Reading dBuV	Correct Factor dB/m	Result dBuV/m	Limit dBuV/m	Margin dB	Remark
1	4924.00	41.96	1.70	43.66	74.00	-30.34	PEAK
2	7386.00	37.93	6.84	44.77	74.00	-29.23	PEAK

Test Site:	96603-WG	Standard:	Part 15.247
Test Mode:	802.11ac VHT20 2462 MHz		
Polarization:	Vertical		
Remark:			



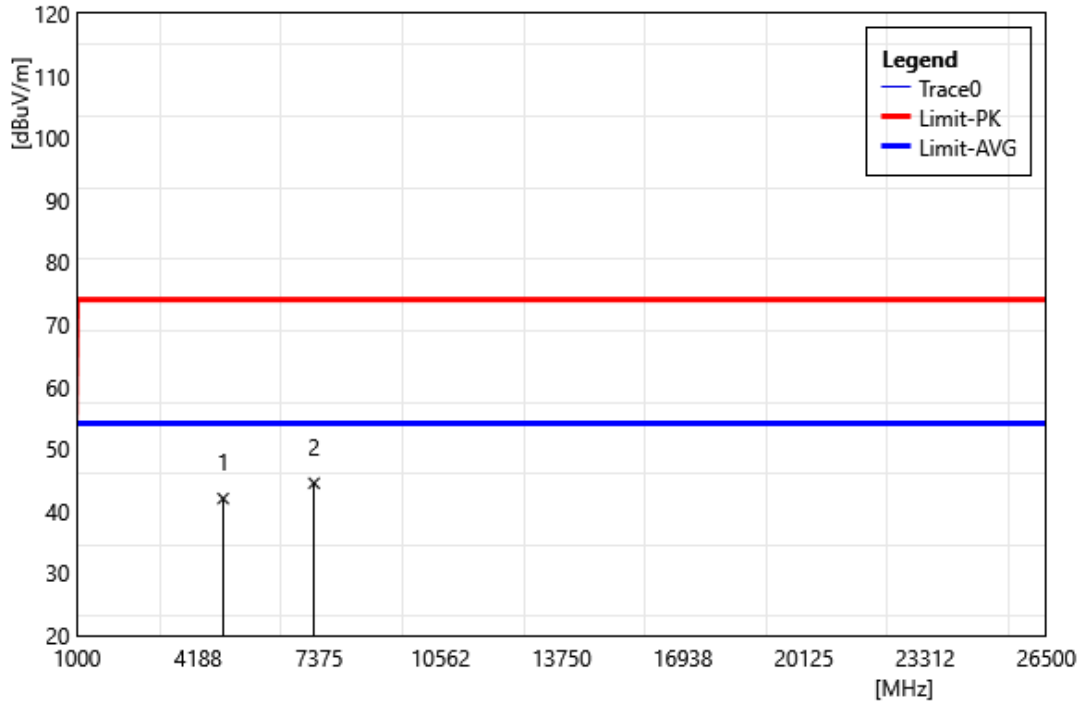
ID	Frequency MHz	Reading dBuV	Correct Factor dB/m	Result dBuV/m	Limit dBuV/m	Margin dB	Remark
1	4924.00	40.87	1.70	42.57	74.00	-31.43	PEAK
2	7386.00	37.14	6.84	43.98	74.00	-30.02	PEAK

Test Site:	96603-WG	Standard:	Part 15.247
Test Mode:	802.11ac VHT40 2422 MHz		
Polarization:	Horizontal		
Remark:			



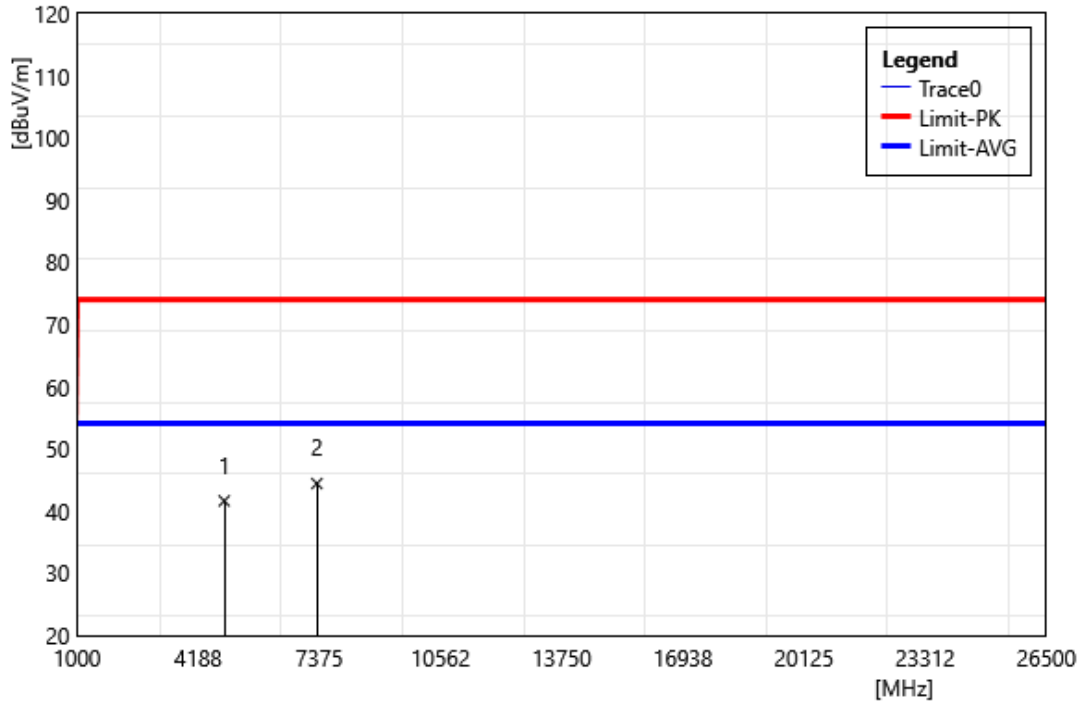
ID	Frequency MHz	Reading dBuV	Correct Factor dB/m	Result dBuV/m	Limit dBuV/m	Margin dB	Remark
1	4844.00	41.22	1.51	42.73	74.00	-31.27	PEAK
2	7236.00	38.70	6.61	45.31	74.00	-28.69	PEAK

Test Site:	96603-WG	Standard:	Part 15.247
Test Mode:	802.11ac VHT40 2422 MHz		
Polarization:	Vertical		
Remark:			



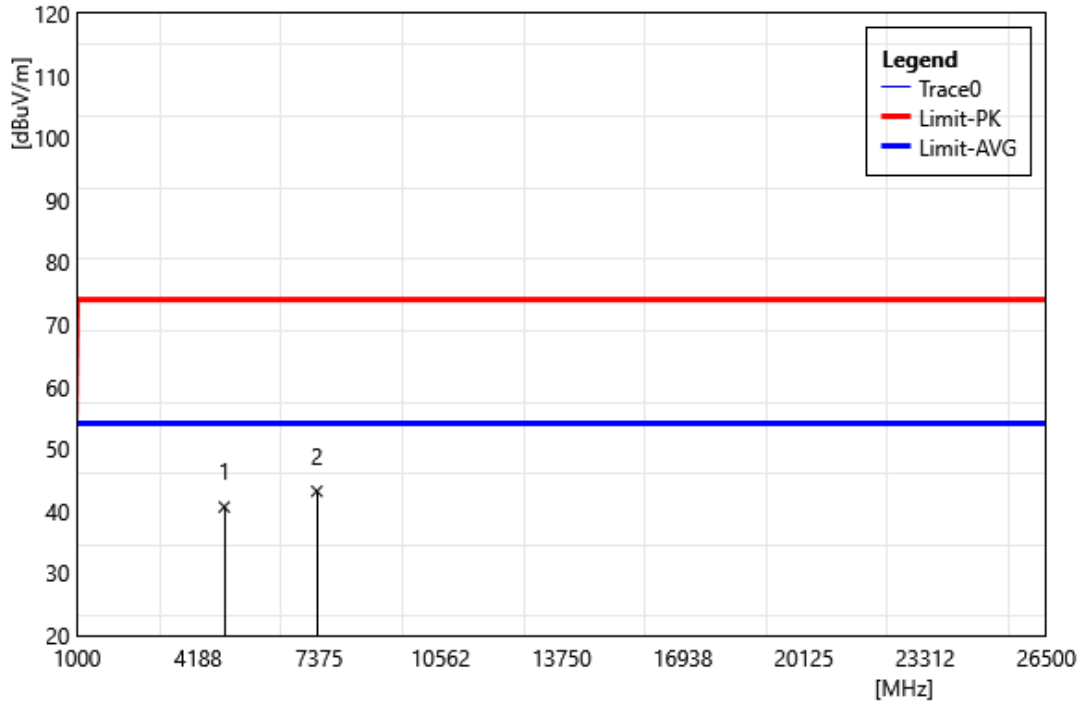
ID	Frequency MHz	Reading dBuV	Correct Factor dB/m	Result dBuV/m	Limit dBuV/m	Margin dB	Remark
1	4844.00	40.50	1.51	42.01	74.00	-31.99	PEAK
2	7236.00	37.88	6.61	44.49	74.00	-29.51	PEAK

Test Site:	96603-WG	Standard:	Part 15.247
Test Mode:	802.11ac VHT40 2437 MHz		
Polarization:	Horizontal		
Remark:			



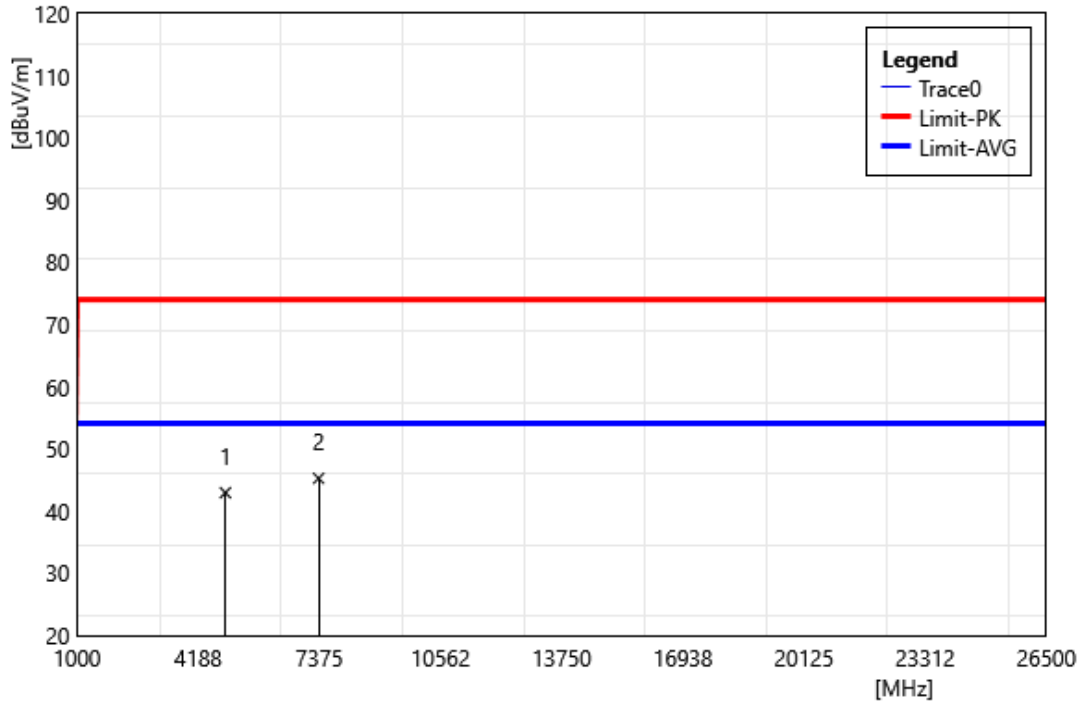
ID	Frequency MHz	Reading dBuV	Correct Factor dB/m	Result dBuV/m	Limit dBuV/m	Margin dB	Remark
1	4874.00	40.08	1.56	41.64	74.00	-32.36	PEAK
2	7311.00	37.95	6.48	44.43	74.00	-29.57	PEAK

Test Site:	96603-WG	Standard:	Part 15.247
Test Mode:	802.11ac VHT40 2437 MHz		
Polarization:	Vertical		
Remark:			



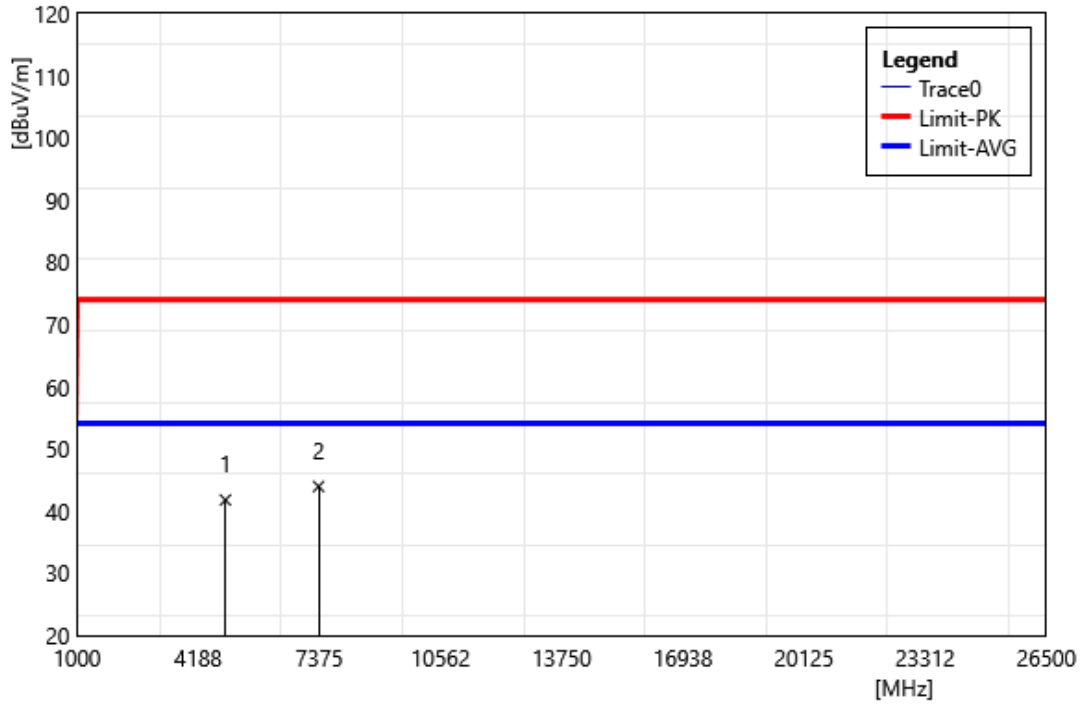
ID	Frequency MHz	Reading dBuV	Correct Factor dB/m	Result dBuV/m	Limit dBuV/m	Margin dB	Remark
1	4874.00	39.09	1.56	40.65	74.00	-33.35	PEAK
2	7311.00	36.70	6.48	43.18	74.00	-30.82	PEAK

Test Site:	96603-WG	Standard:	Part 15.247
Test Mode:	802.11ac VHT40 2452 MHz		
Polarization:	Horizontal		
Remark:			



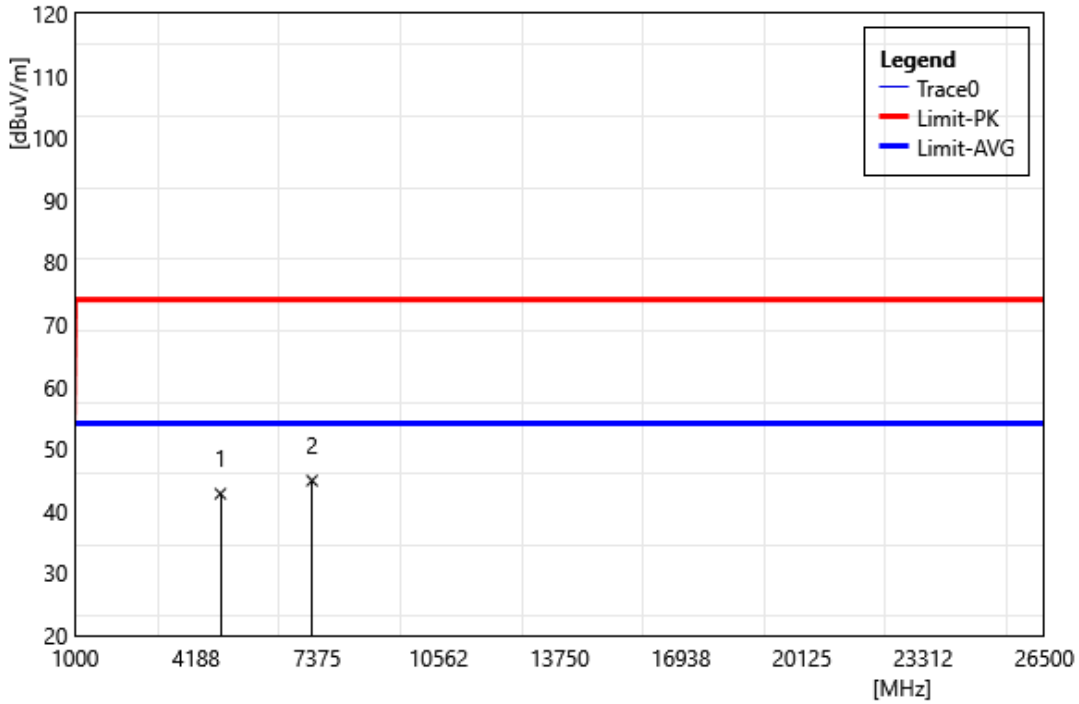
ID	Frequency MHz	Reading dBuV	Correct Factor dB/m	Result dBuV/m	Limit dBuV/m	Margin dB	Remark
1	4904.00	41.29	1.66	42.95	74.00	-31.05	PEAK
2	7356.00	38.55	6.72	45.27	74.00	-28.73	PEAK

Test Site:	96603-WG	Standard:	Part 15.247
Test Mode:	802.11ac VHT40 2452 MHz		
Polarization:	Vertical		
Remark:			



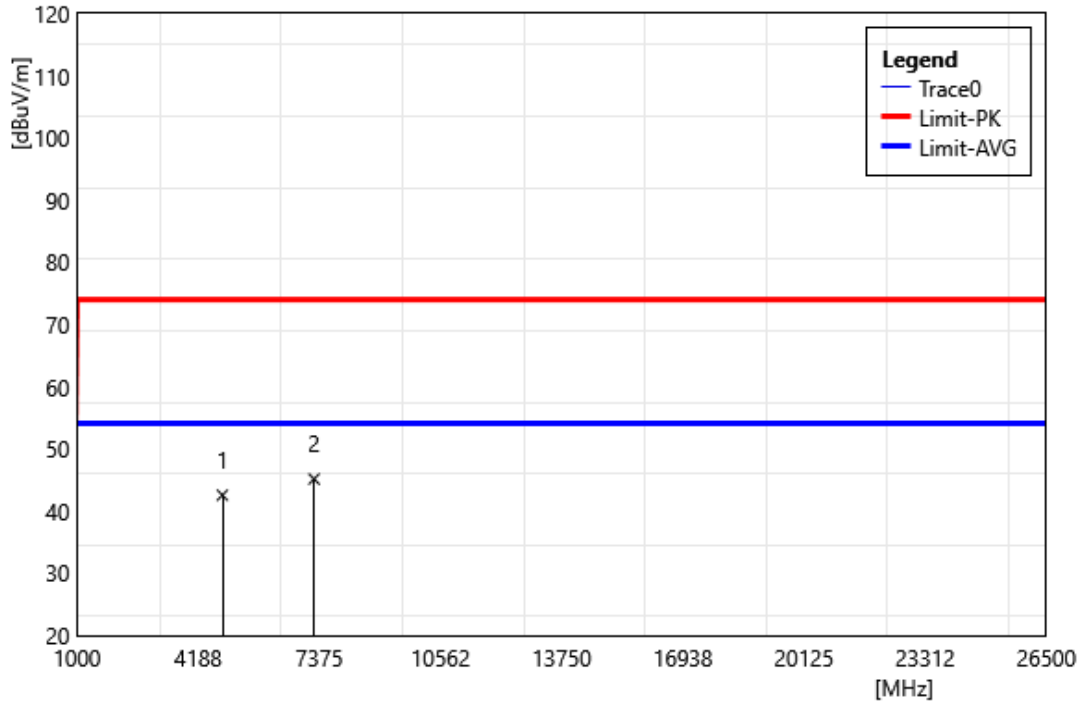
ID	Frequency MHz	Reading dBuV	Correct Factor dB/m	Result dBuV/m	Limit dBuV/m	Margin dB	Remark
1	4904.00	40.12	1.66	41.78	74.00	-32.22	PEAK
2	7356.00	37.23	6.72	43.95	74.00	-30.05	PEAK

Test Site:	96603-WG	Standard:	Part 15.247
Test Mode:	802.11ax HE20 2412 MHz		
Polarization:	Horizontal		
Remark:			



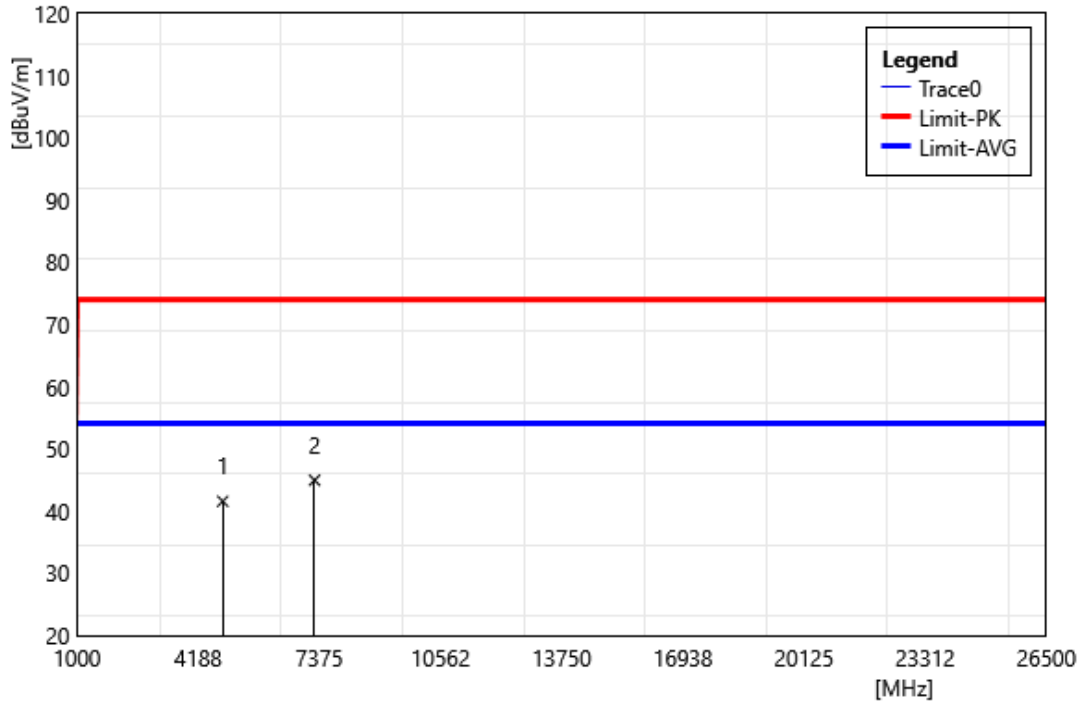
ID	Frequency MHz	Reading dBuV	Correct Factor dB/m	Result dBuV/m	Limit dBuV/m	Margin dB	Remark
1	4824.00	41.30	1.49	42.79	74.00	-31.21	PEAK
2	7236.00	38.28	6.61	44.89	74.00	-29.11	PEAK

Test Site:	96603-WG	Standard:	Part 15.247
Test Mode:	802.11ax HE20 2412 MHz		
Polarization:	Vertical		
Remark:			



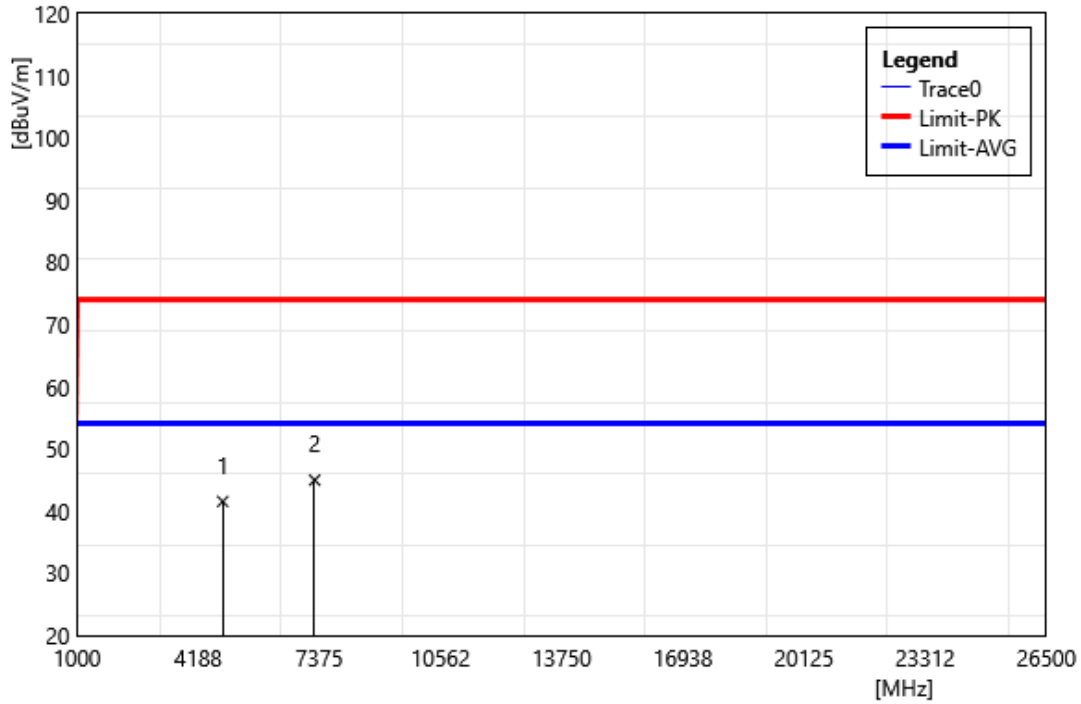
ID	Frequency MHz	Reading dBuV	Correct Factor dB/m	Result dBuV/m	Limit dBuV/m	Margin dB	Remark
1	4824.00	41.07	1.49	42.56	74.00	-31.44	PEAK
2	7236.00	38.55	6.61	45.16	74.00	-28.84	PEAK

Test Site:	96603-WG	Standard:	Part 15.247
Test Mode:	802.11ax HE20 2417 MHz		
Polarization:	Horizontal		
Remark:			



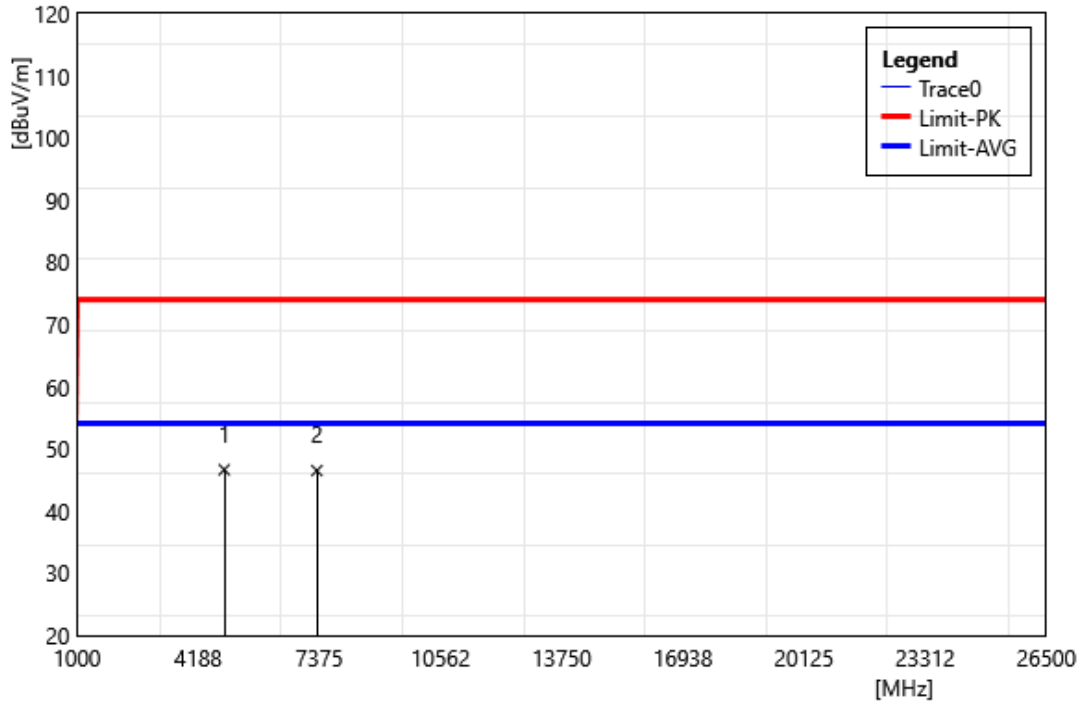
ID	Frequency MHz	Reading dBuV	Correct Factor dB/m	Result dBuV/m	Limit dBuV/m	Margin dB	Remark
1	4834.00	40.07	1.50	41.57	74.00	-32.43	PEAK
2	7251.00	38.31	6.65	44.96	74.00	-29.04	PEAK

Test Site:	96603-WG	Standard:	Part 15.247
Test Mode:	802.11ax HE20 2417 MHz		
Polarization:	Vertical		
Remark:			



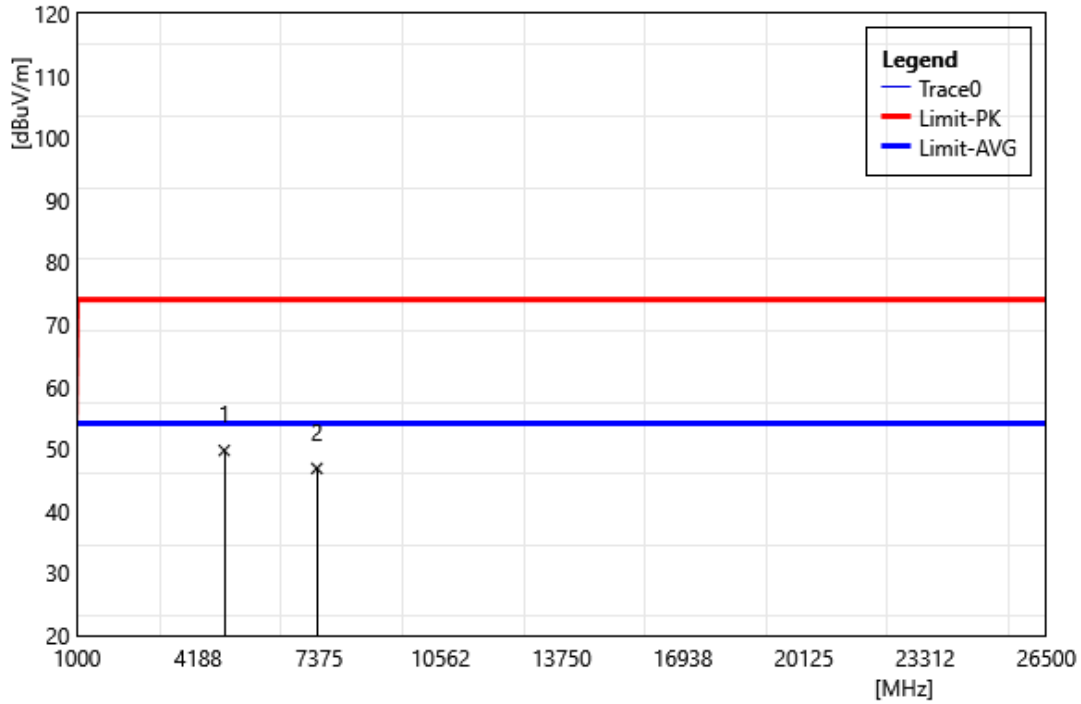
ID	Frequency MHz	Reading dBuV	Correct Factor dB/m	Result dBuV/m	Limit dBuV/m	Margin dB	Remark
1	4834.00	40.05	1.50	41.55	74.00	-32.45	PEAK
2	7251.00	38.33	6.65	44.98	74.00	-29.02	PEAK

Test Site:	96603-WG	Standard:	Part 15.247
Test Mode:	802.11ax HE20 2437 MHz		
Polarization:	Horizontal		
Remark:			



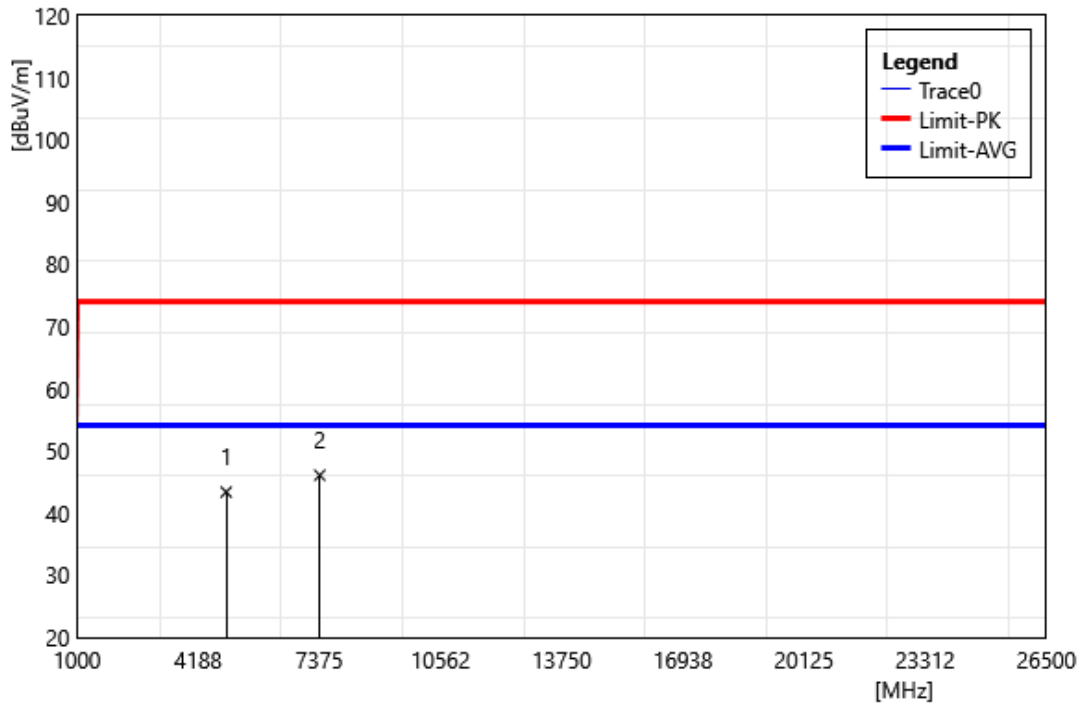
ID	Frequency MHz	Reading dBuV	Correct Factor dB/m	Result dBuV/m	Limit dBuV/m	Margin dB	Remark
1	4874.00	45.08	1.56	46.64	74.00	-27.36	PEAK
2	7311.00	40.04	6.48	46.52	74.00	-27.48	PEAK

Test Site:	96603-WG	Standard:	Part 15.247
Test Mode:	802.11ax HE20 2437 MHz		
Polarization:	Vertical		
Remark:			



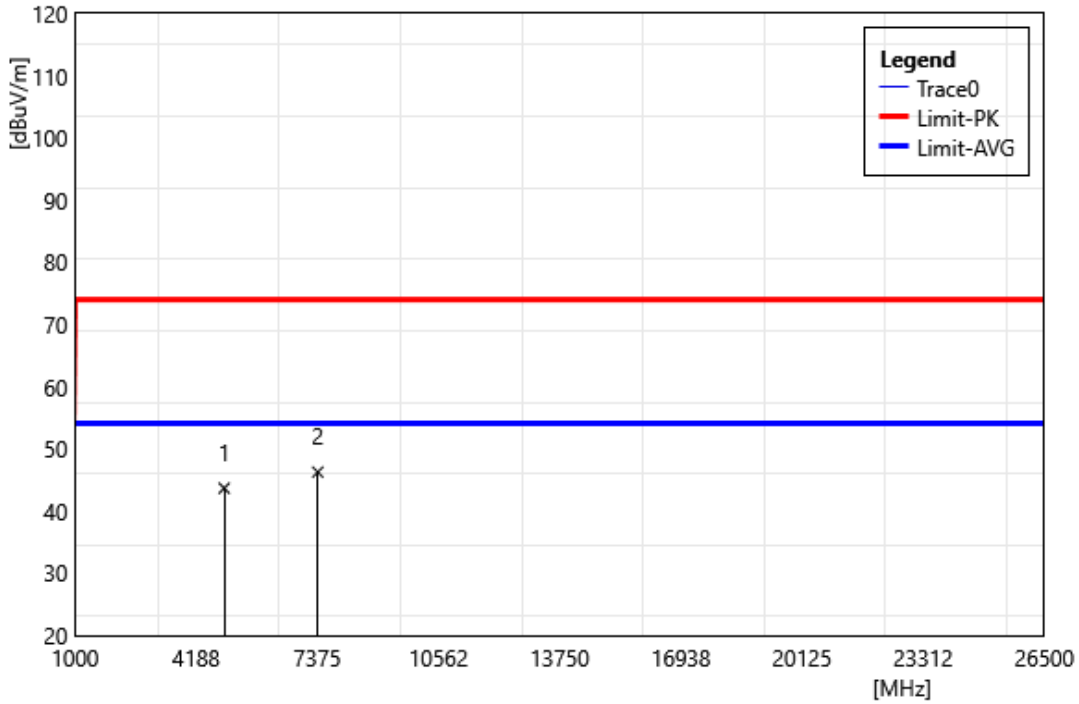
ID	Frequency MHz	Reading dBuV	Correct Factor dB/m	Result dBuV/m	Limit dBuV/m	Margin dB	Remark
1	4874.00	48.19	1.56	49.75	74.00	-24.25	PEAK
2	7311.00	40.38	6.48	46.86	74.00	-27.14	PEAK

Test Site:	96603-WG	Standard:	Part 15.247
Test Mode:	802.11ax HE20 2462 MHz		
Polarization:	Horizontal		
Remark:			



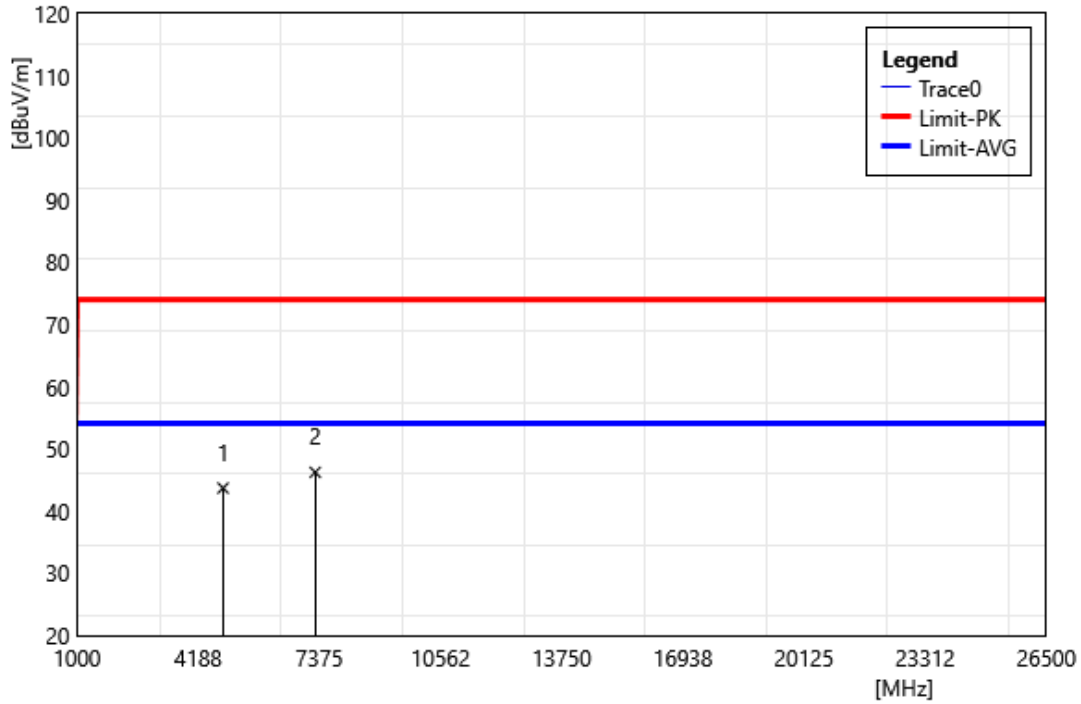
ID	Frequency MHz	Reading dBuV	Correct Factor dB/m	Result dBuV/m	Limit dBuV/m	Margin dB	Remark
1	4924.00	41.68	1.70	43.38	74.00	-30.62	PEAK
2	7386.00	39.25	6.84	46.09	74.00	-27.91	PEAK

Test Site:	96603-WG	Standard:	Part 15.247
Test Mode:	802.11ax HE20 2462 MHz		
Polarization:	Vertical		
Remark:			



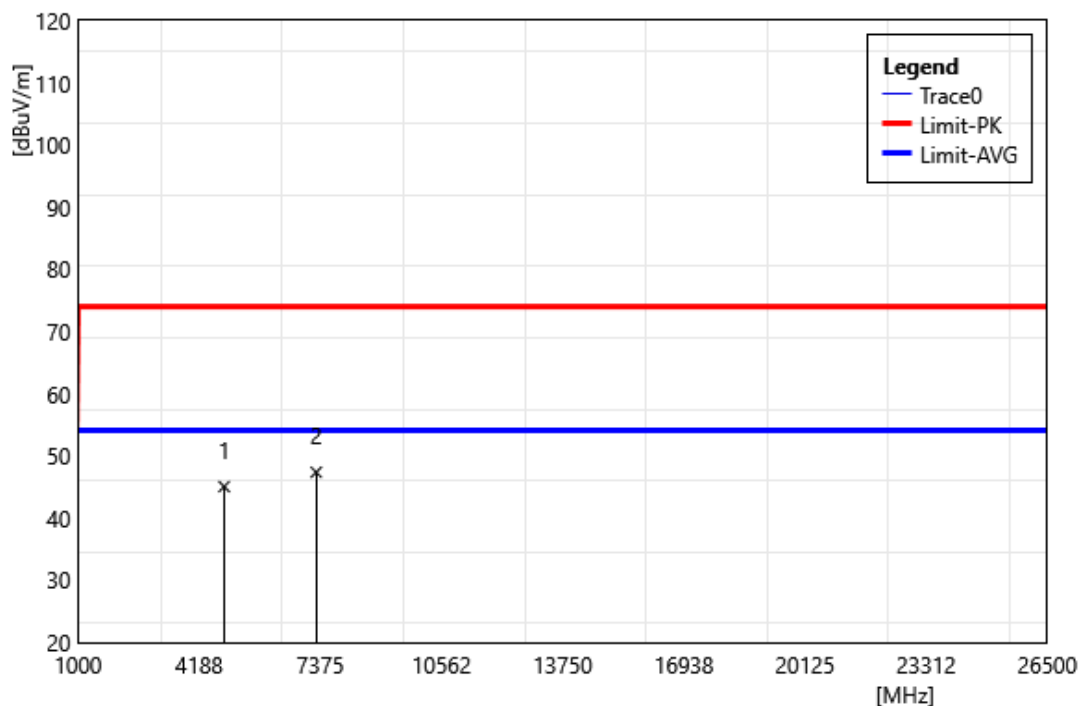
ID	Frequency MHz	Reading dBuV	Correct Factor dB/m	Result dBuV/m	Limit dBuV/m	Margin dB	Remark
1	4924.00	41.98	1.70	43.68	74.00	-30.32	PEAK
2	7386.00	39.44	6.84	46.28	74.00	-27.72	PEAK

Test Site:	96603-WG	Standard:	Part 15.247
Test Mode:	802.11ax HE40 2422 MHz		
Polarization:	Horizontal		
Remark:			



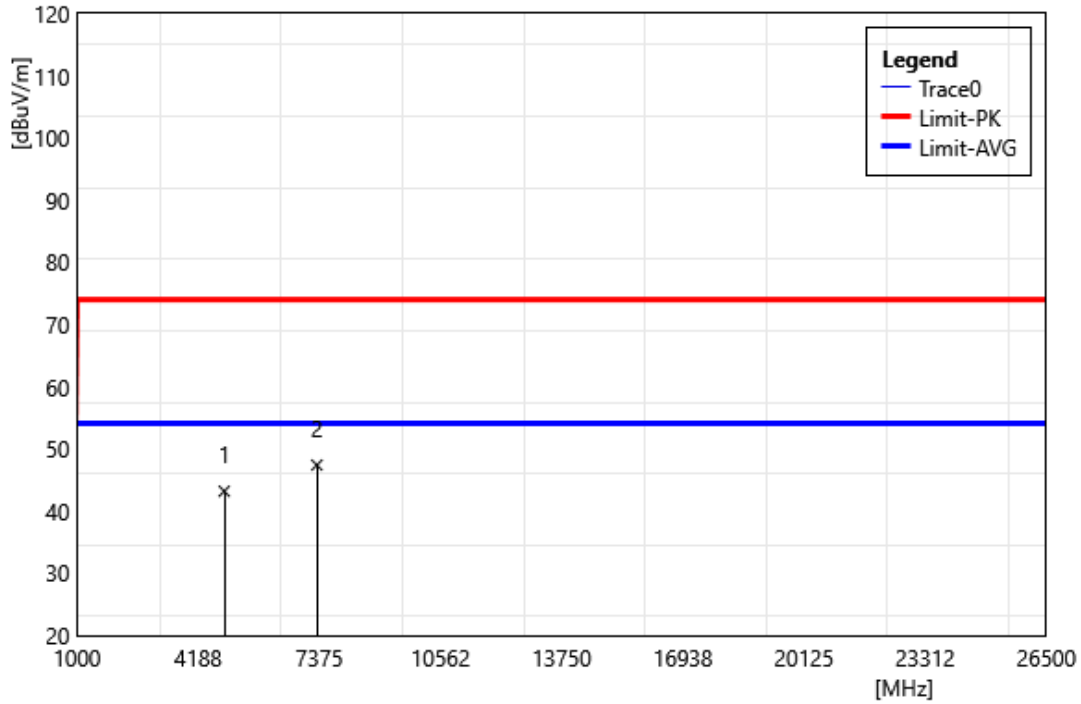
ID	Frequency MHz	Reading dBuV	Correct Factor dB/m	Result dBuV/m	Limit dBuV/m	Margin dB	Remark
1	4844.00	42.19	1.51	43.70	74.00	-30.30	PEAK
2	7266.00	39.62	6.62	46.24	74.00	-27.76	PEAK

Test Site:	96603-WG	Standard:	Part 15.247
Test Mode:	802.11ax HE40 2422 MHz		
Polarization:	Vertical		
Remark:			



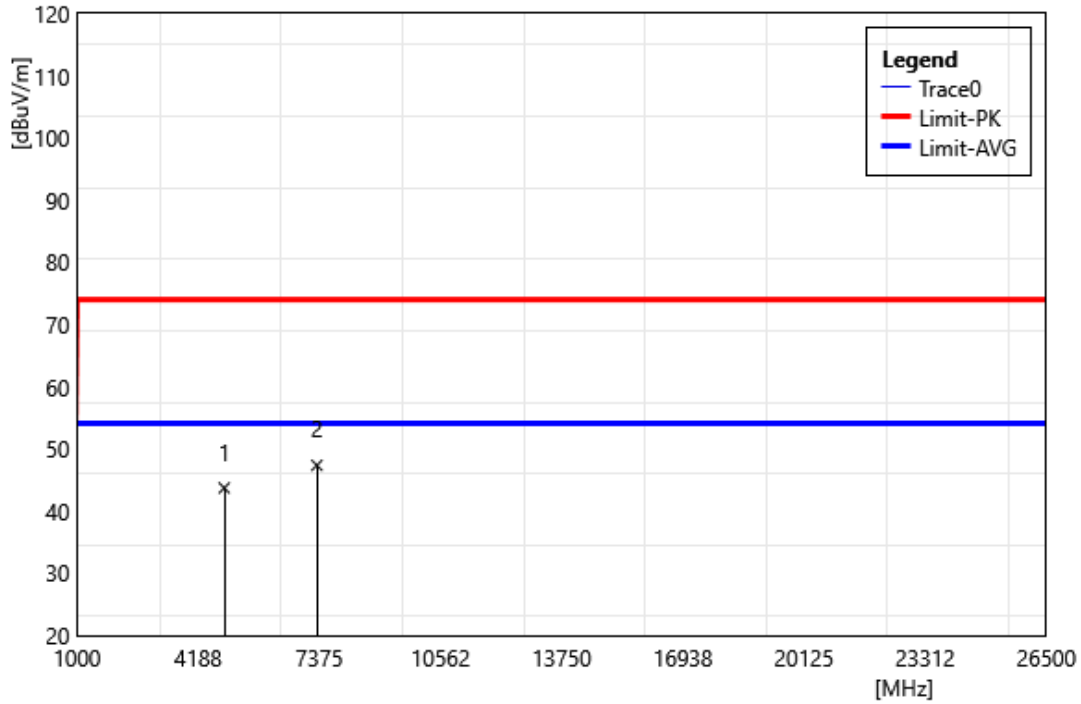
ID	Frequency MHz	Reading dBuV	Correct Factor dB/m	Result dBuV/m	Limit dBuV/m	Margin dB	Remark
1	4844.00	43.56	1.51	45.07	74.00	-28.93	PEAK
2	7266.00	40.75	6.62	47.37	74.00	-26.63	PEAK

Test Site:	96603-WG	Standard:	Part 15.247
Test Mode:	802.11ax HE40 2437 MHz		
Polarization:	Horizontal		
Remark:			



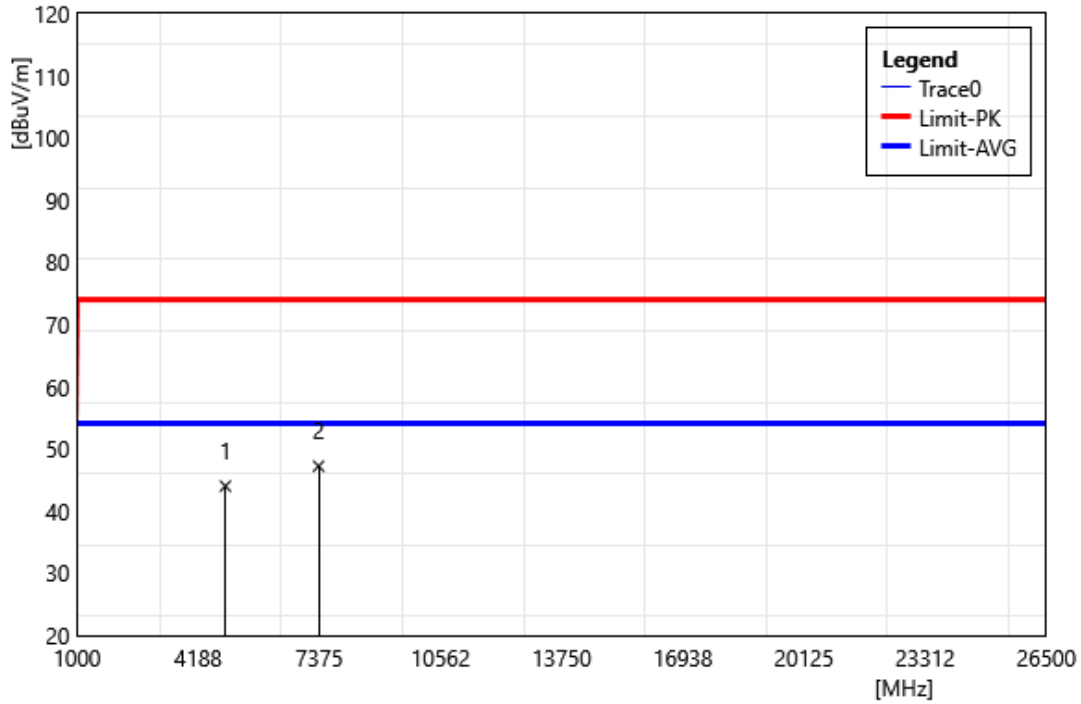
ID	Frequency MHz	Reading dBuV	Correct Factor dB/m	Result dBuV/m	Limit dBuV/m	Margin dB	Remark
1	4874.00	41.63	1.56	43.19	74.00	-30.81	PEAK
2	7311.00	40.92	6.48	47.40	74.00	-26.60	PEAK

Test Site:	96603-WG	Standard:	Part 15.247
Test Mode:	802.11ax HE40 2437 MHz		
Polarization:	Vertical		
Remark:			



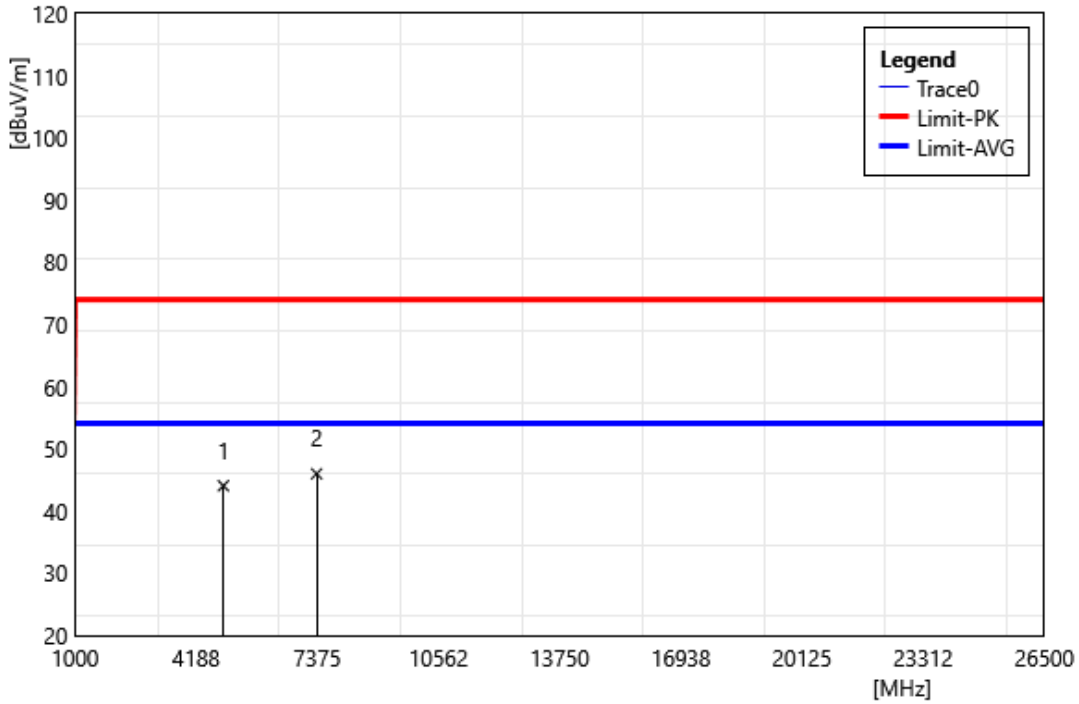
ID	Frequency MHz	Reading dBuV	Correct Factor dB/m	Result dBuV/m	Limit dBuV/m	Margin dB	Remark
1	4874.00	42.16	1.56	43.72	74.00	-30.28	PEAK
2	7311.00	40.88	6.48	47.36	74.00	-26.65	PEAK

Test Site:	96603-WG	Standard:	Part 15.247
Test Mode:	802.11ax HE40 2452 MHz		
Polarization:	Horizontal		
Remark:			



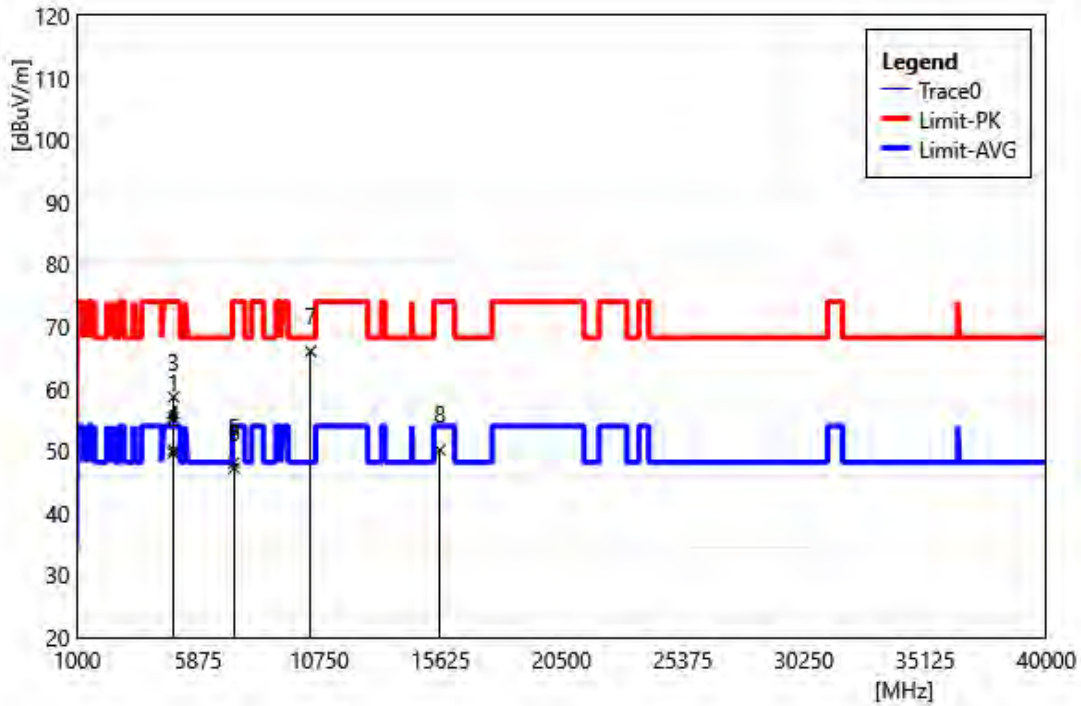
ID	Frequency MHz	Reading dBuV	Correct Factor dB/m	Result dBuV/m	Limit dBuV/m	Margin dB	Remark
1	4904.00	42.34	1.66	44.00	74.00	-30.00	PEAK
2	7356.00	40.50	6.72	47.22	74.00	-26.78	PEAK

Test Site:	96603-WG	Standard:	Part 15.247
Test Mode:	802.11ax HE40 2452 MHz		
Polarization:	Vertical		
Remark:			



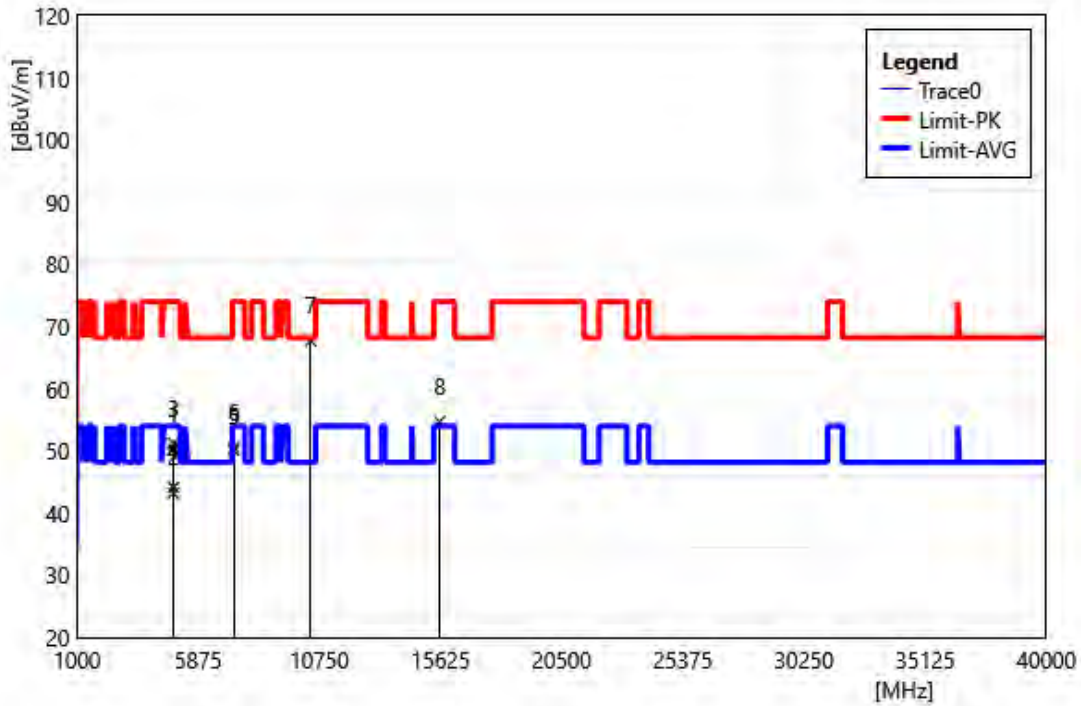
ID	Frequency MHz	Reading dBuV	Correct Factor dB/m	Result dBuV/m	Limit dBuV/m	Margin dB	Remark
1	4904.00	42.41	1.66	44.07	74.00	-29.93	PEAK
2	7356.00	39.28	6.72	46.00	74.00	-28.00	PEAK

Test Site:	96603-WG	Standard:	Part 15.247
Test Mode:	Co-location		
Polarization:	Horizontal		
Remark:	2.4G+5G+BLE		



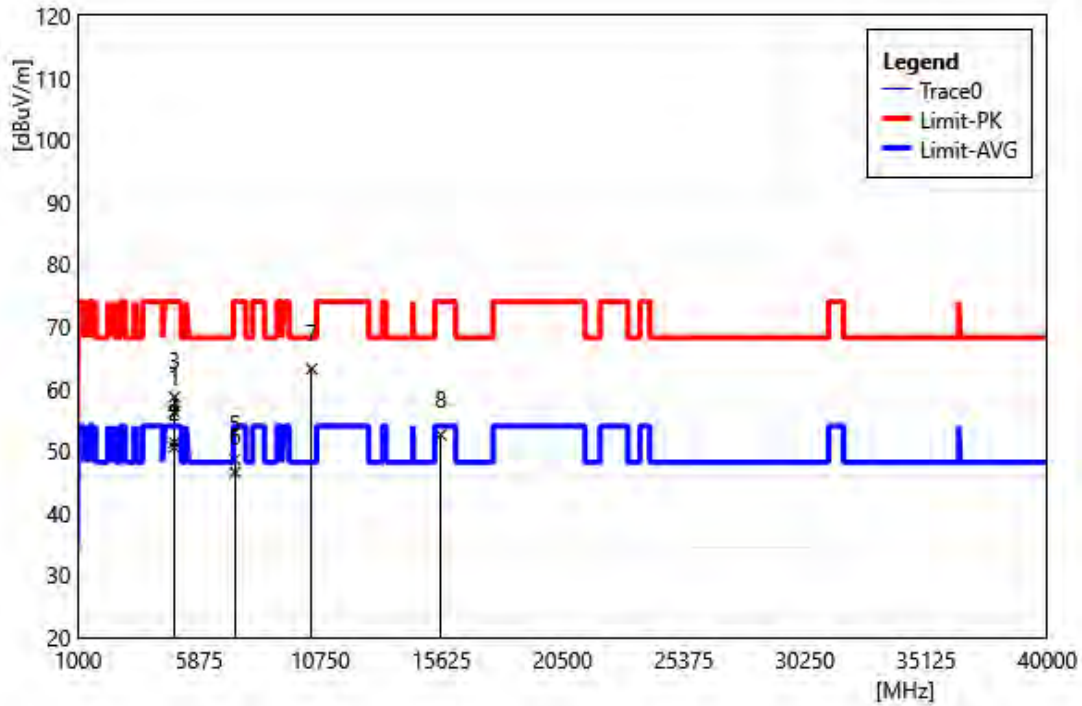
ID	Frequency MHz	Reading dBuV	Correct Factor dB/m	Result dBuV/m	Limit dBuV/m	Margin dB	Remark
1	4874.00	53.96	1.36	55.32	74.00	-18.68	PEAK
2	4874.00	48.27	1.36	49.63	54.00	-4.37	AVG
3	4880.00	57.26	1.39	58.65	74.00	-15.35	PEAK
4	4880.00	48.77	1.39	50.16	54.00	-3.84	AVG
5	7311.00	41.73	6.36	48.09	74.00	-25.91	PEAK
6	7320.00	40.83	6.40	47.23	74.00	-26.77	PEAK
7	10400.00	58.78	7.23	66.01	68.20	-2.19	PEAK
8	15600.00	40.96	9.18	50.14	74.00	-23.86	PEAK

Test Site:	96603-WG	Standard:	Part 15.247
Test Mode:	Co-location		
Polarization:	Vertical		
Remark:	2.4G+5G+BLE		



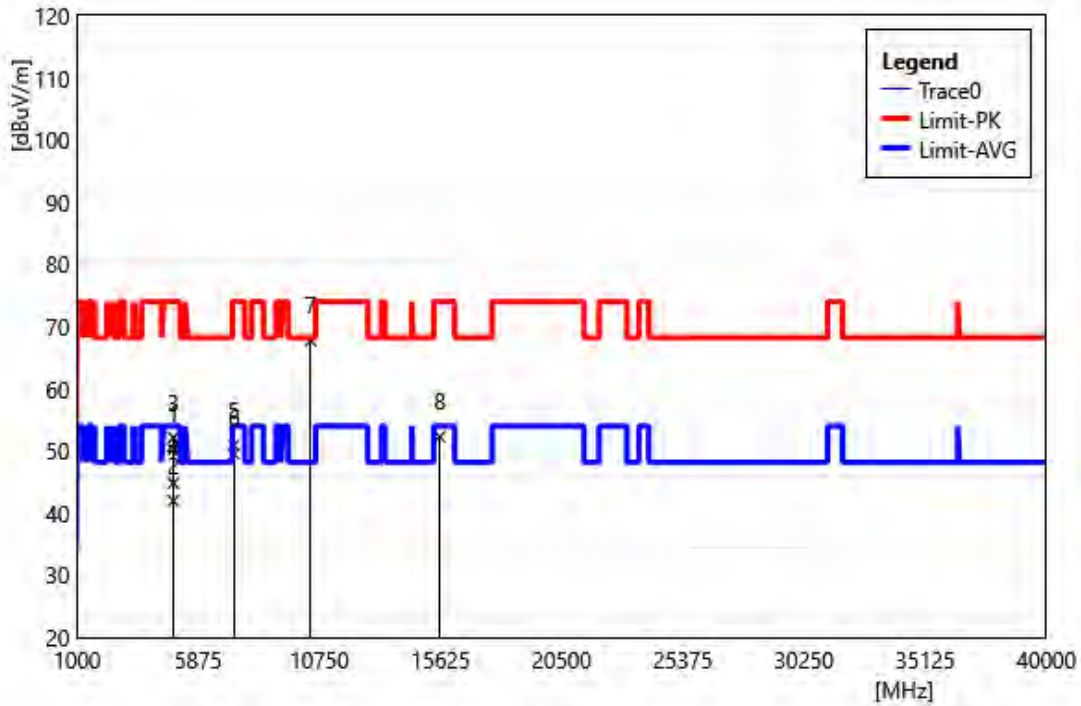
ID	Frequency MHz	Reading dBuV	Correct Factor dB/m	Result dBuV/m	Limit dBuV/m	Margin dB	Remark
1	4874.00	48.85	1.36	50.21	74.00	-23.79	PEAK
2	4874.00	41.85	1.36	43.21	54.00	-10.79	AVG
3	4880.00	49.84	1.37	51.21	74.00	-22.79	PEAK
4	4880.00	42.77	1.37	44.14	54.00	-9.86	AVG
5	7311.00	43.66	6.36	50.02	74.00	-23.98	PEAK
6	7320.00	44.15	6.40	50.55	74.00	-23.45	PEAK
7	10400.00	60.52	7.23	67.75	68.20	-0.45	PEAK
8	15600.00	45.53	9.18	54.71	74.00	-19.29	PEAK

Test Site:	96603-WG	Standard:	Part 15.247
Test Mode:	Co-location		
Polarization:	Horizontal		
Remark:	2.4G+5G+Zigbee		



ID	Frequency MHz	Reading dBuV	Correct Factor dB/m	Result dBuV/m	Limit dBuV/m	Margin dB	Remark
1	4874.00	54.85	1.36	56.21	74.00	-17.79	PEAK
2	4874.00	49.21	1.36	50.57	54.00	-3.43	AVG
3	4880.00	57.29	1.37	58.66	74.00	-15.34	PEAK
4	4880.00	50.02	1.37	51.39	54.00	-2.61	AVG
5	7311.00	42.29	6.36	48.65	74.00	-25.35	PEAK
6	7320.00	40.16	6.40	46.56	74.00	-27.45	PEAK
7	10400.00	55.97	7.23	63.20	68.20	-5.00	PEAK
8	15600.00	43.42	9.18	52.60	74.00	-21.40	PEAK

Test Site:	96603-WG	Standard:	Part 15.247
Test Mode:	Co-location		
Polarization:	Vertical		
Remark:	2.4G+5G+Zigbee		

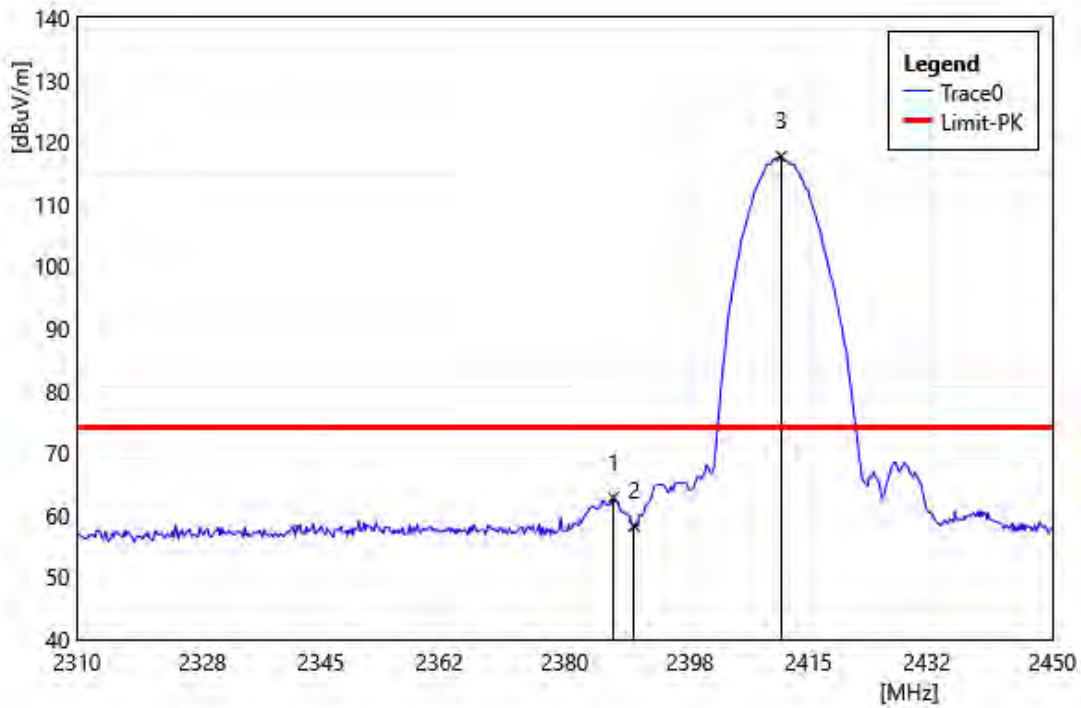


ID	Frequency MHz	Reading dBuV	Correct Factor dB/m	Result dBuV/m	Limit dBuV/m	Margin dB	Remark
1	4874.00	48.90	1.36	50.26	74.00	-23.74	PEAK
2	4874.00	40.60	1.36	41.96	54.00	-12.04	AVG
3	4880.00	50.73	1.37	52.10	74.00	-21.90	PEAK
4	4880.00	43.44	1.37	44.81	54.00	-9.19	AVG
5	7311.00	44.54	6.36	50.90	74.00	-23.10	PEAK
6	7320.00	43.08	6.40	49.48	74.00	-24.52	PEAK
7	10400.00	60.49	7.23	67.72	68.20	-0.48	PEAK
8	15600.00	43.10	9.18	52.28	74.00	-21.72	PEAK

Band Edge

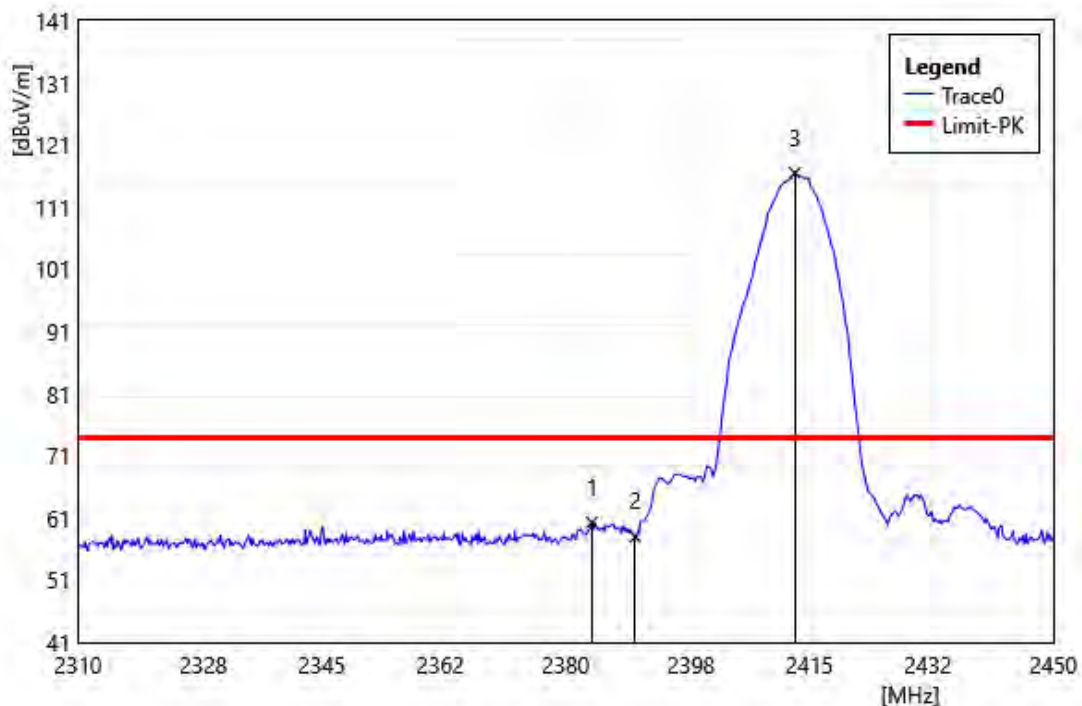
Peak

Test Site:	96603-WG	Standard:	Part 15.247
Test Mode:	802.11b 2412 MHz		
Polarization:	Horizontal		
Remark:			



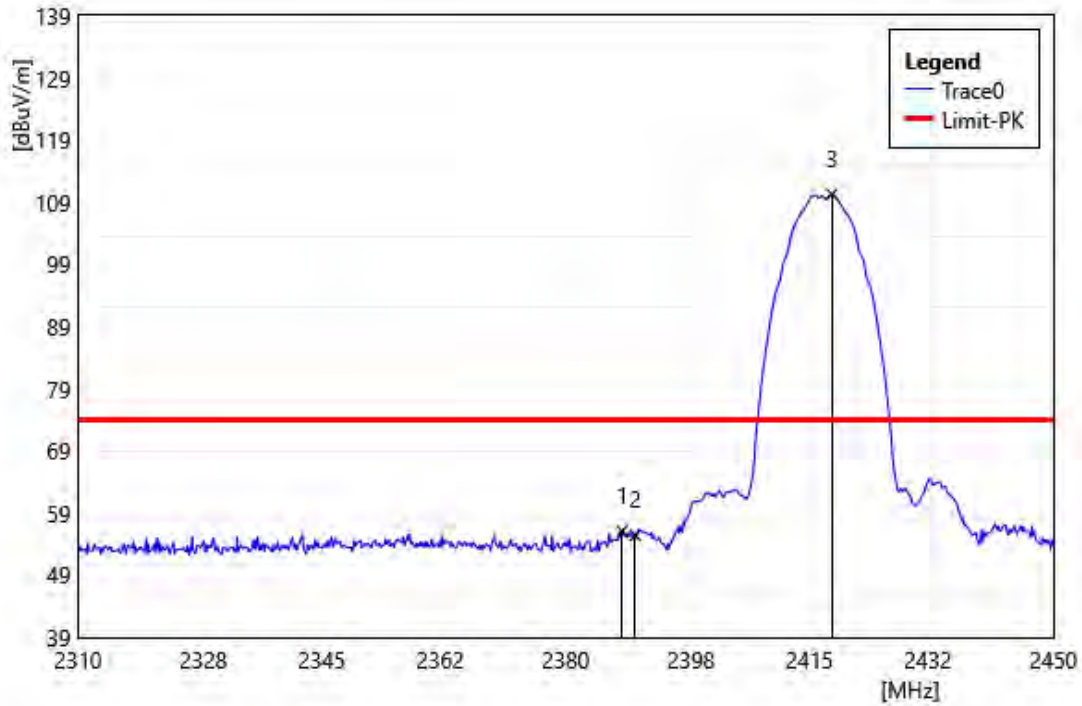
ID	Frequency MHz	Reading dBuV	Correct Factor dB/m	Result dBuV/m	Limit dBuV/m	Margin dB	Remark
1	2387.00	67.75	-4.91	62.84	74.00	-11.16	PEAK
2	2390.00	63.18	-4.94	58.24	74.00	-15.76	PEAK
3	2411.08	122.72	-5.01	117.71	74.00	43.71	PEAK

Test Site:	96603-WG	Standard:	Part 15.247
Test Mode:	802.11b 2412 MHz		
Polarization:	Vertical		
Remark:			



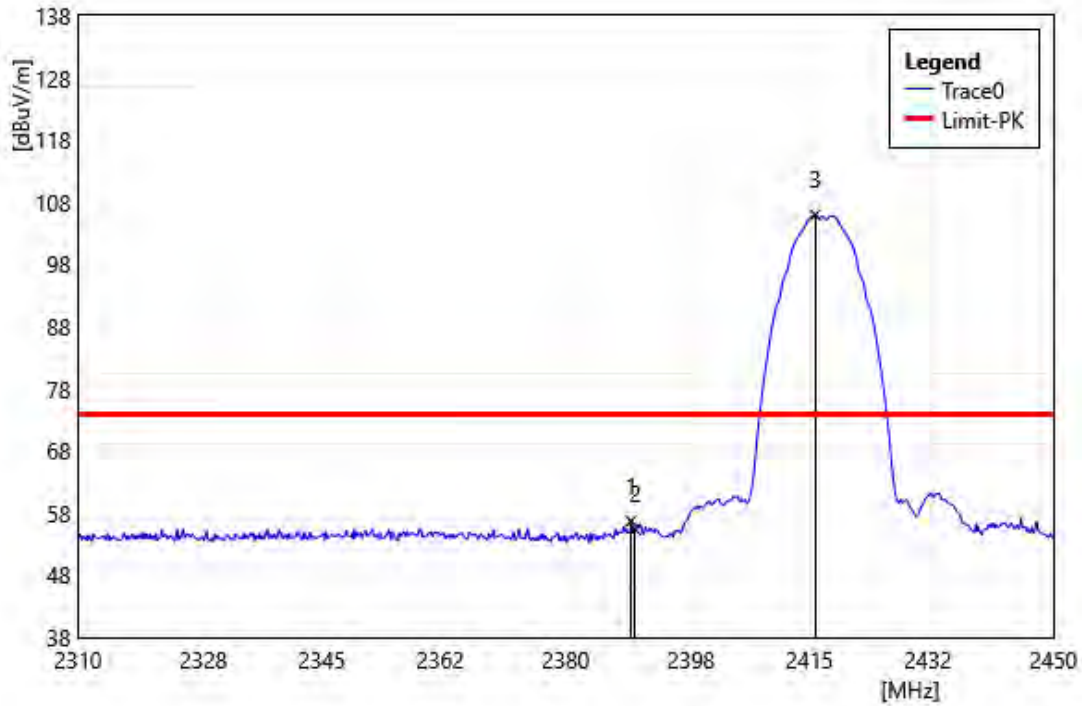
ID	Frequency MHz	Reading dBuV	Correct Factor dB/m	Result dBuV/m	Limit dBuV/m	Margin dB	Remark
1	2383.78	65.15	-4.86	60.29	74.00	-13.71	PEAK
2	2390.00	62.90	-4.94	57.96	74.00	-16.04	PEAK
3	2412.90	121.52	-5.00	116.52	74.00	42.52	PEAK

Test Site:	96603-WG	Standard:	Part 15.247
Test Mode:	802.11b 2417 MHz		
Polarization:	Horizontal		
Remark:			



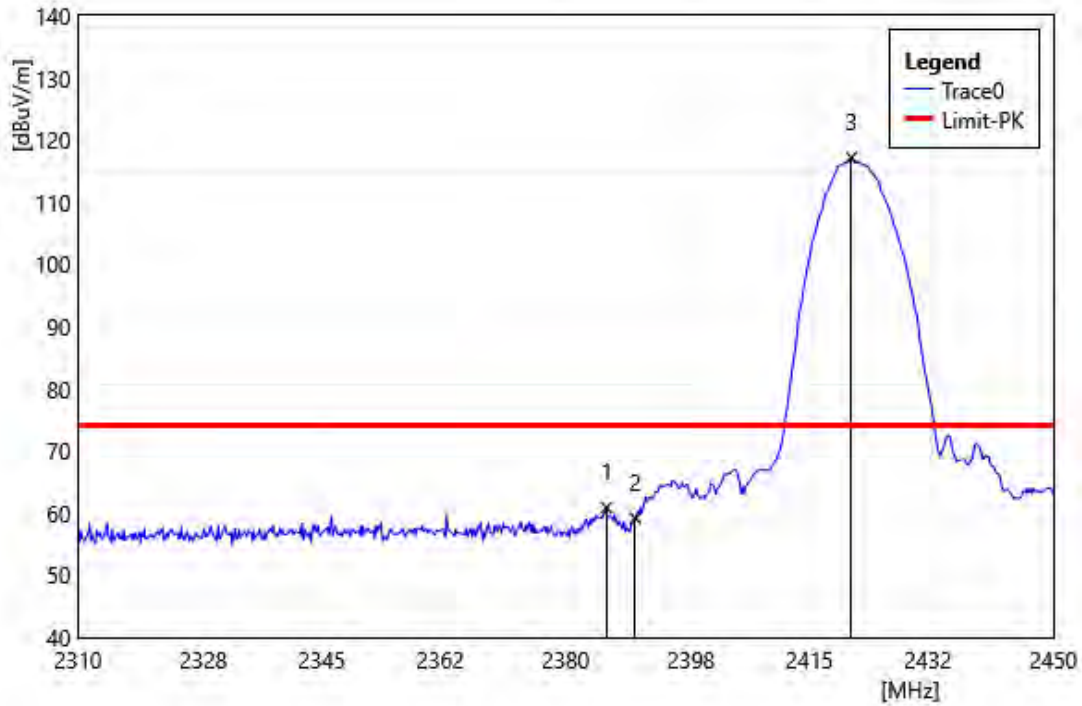
ID	Frequency MHz	Reading dBuV	Correct Factor dB/m	Result dBuV/m	Limit dBuV/m	Margin dB	Remark
1	2388.12	61.05	-4.92	56.13	74.00	-17.87	PEAK
2	2390.00	60.35	-4.94	55.41	74.00	-18.59	PEAK
3	2418.22	115.24	-4.97	110.27	74.00	36.27	PEAK

Test Site:	96603-WG	Standard:	Part 15.247
Test Mode:	802.11b 2417 MHz		
Polarization:	Vertical		
Remark:			



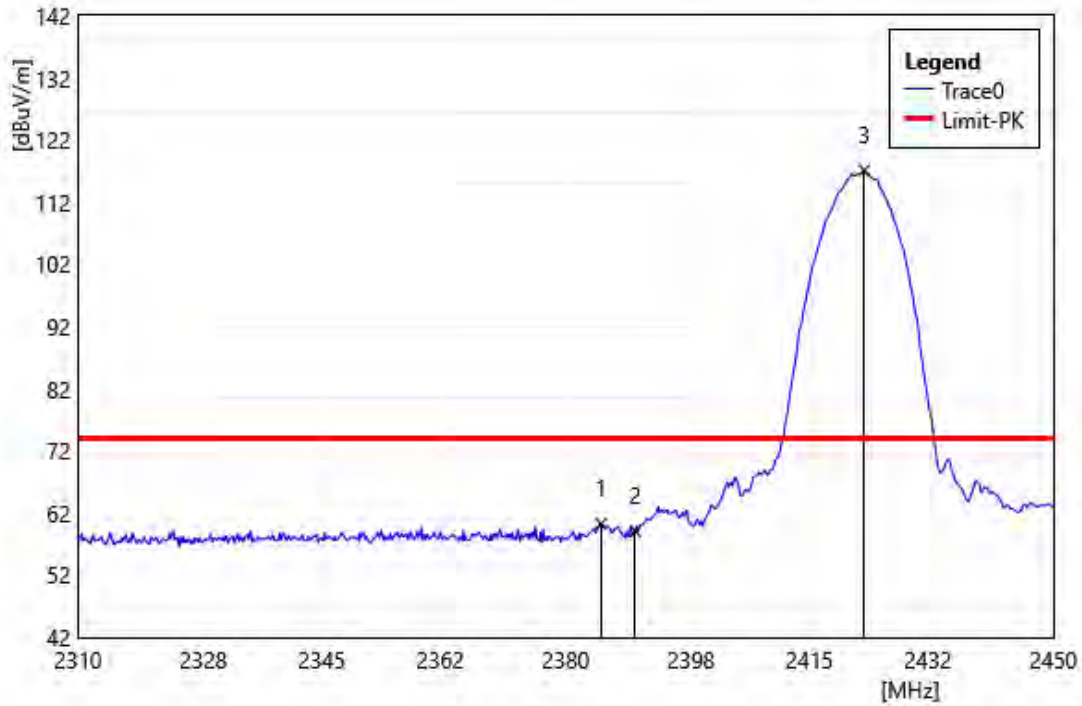
ID	Frequency MHz	Reading dBuV	Correct Factor dB/m	Result dBuV/m	Limit dBuV/m	Margin dB	Remark
1	2389.38	61.64	-4.94	56.70	74.00	-17.30	PEAK
2	2390.00	60.30	-4.94	55.36	74.00	-18.64	PEAK
3	2415.84	110.97	-4.99	105.98	74.00	31.98	PEAK

Test Site:	96603-WG	Standard:	Part 15.247
Test Mode:	802.11b 2422 MHz		
Polarization:	Horizontal		
Remark:			



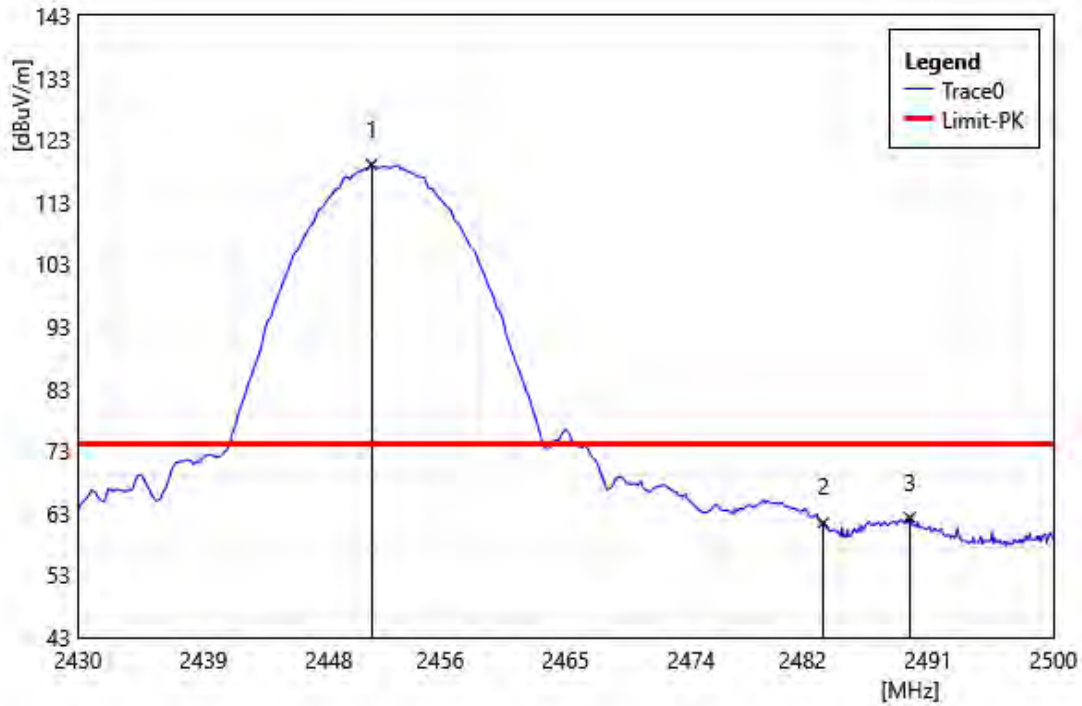
ID	Frequency MHz	Reading dBuV	Correct Factor dB/m	Result dBuV/m	Limit dBuV/m	Margin dB	Remark
1	2385.88	65.79	-4.89	60.90	74.00	-13.10	PEAK
2	2390.00	64.10	-4.94	59.16	74.00	-14.84	PEAK
3	2421.02	122.14	-4.95	117.19	74.00	43.19	PEAK

Test Site:	96603-WG	Standard:	Part 15.247
Test Mode:	802.11b 2422 MHz		
Polarization:	Vertical		
Remark:			



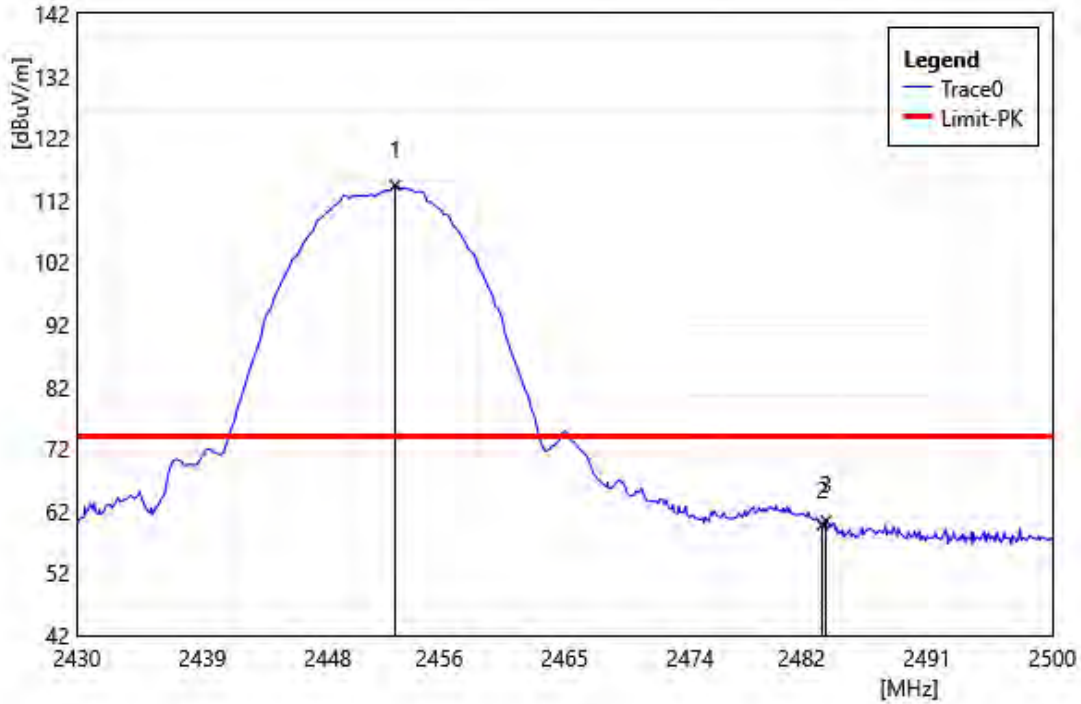
ID	Frequency MHz	Reading dBuV	Correct Factor dB/m	Result dBuV/m	Limit dBuV/m	Margin dB	Remark
1	2385.04	65.16	-4.88	60.28	74.00	-13.72	PEAK
2	2390.00	64.04	-4.94	59.10	74.00	-14.90	PEAK
3	2422.84	122.10	-4.94	117.17	74.00	43.17	PEAK

Test Site:	96603-WG	Standard:	Part 15.247
Test Mode:	802.11b 2452 MHz		
Polarization:	Horizontal		
Remark:			



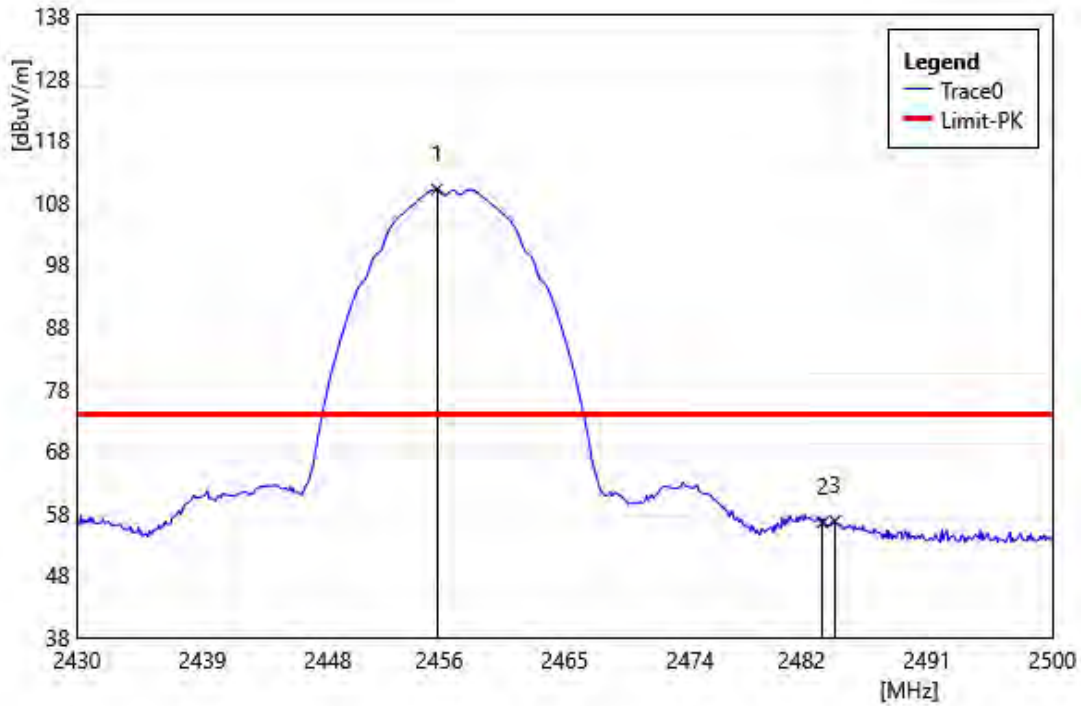
ID	Frequency MHz	Reading dBuV	Correct Factor dB/m	Result dBuV/m	Limit dBuV/m	Margin dB	Remark
1	2451.07	123.82	-4.78	119.04	74.00	45.04	PEAK
2	2483.50	66.41	-4.96	61.45	74.00	-12.55	PEAK
3	2489.71	67.28	-5.00	62.28	74.00	-11.72	PEAK

Test Site:	96603-WG	Standard:	Part 15.247
Test Mode:	802.11b 2452 MHz		
Polarization:	Vertical		
Remark:			



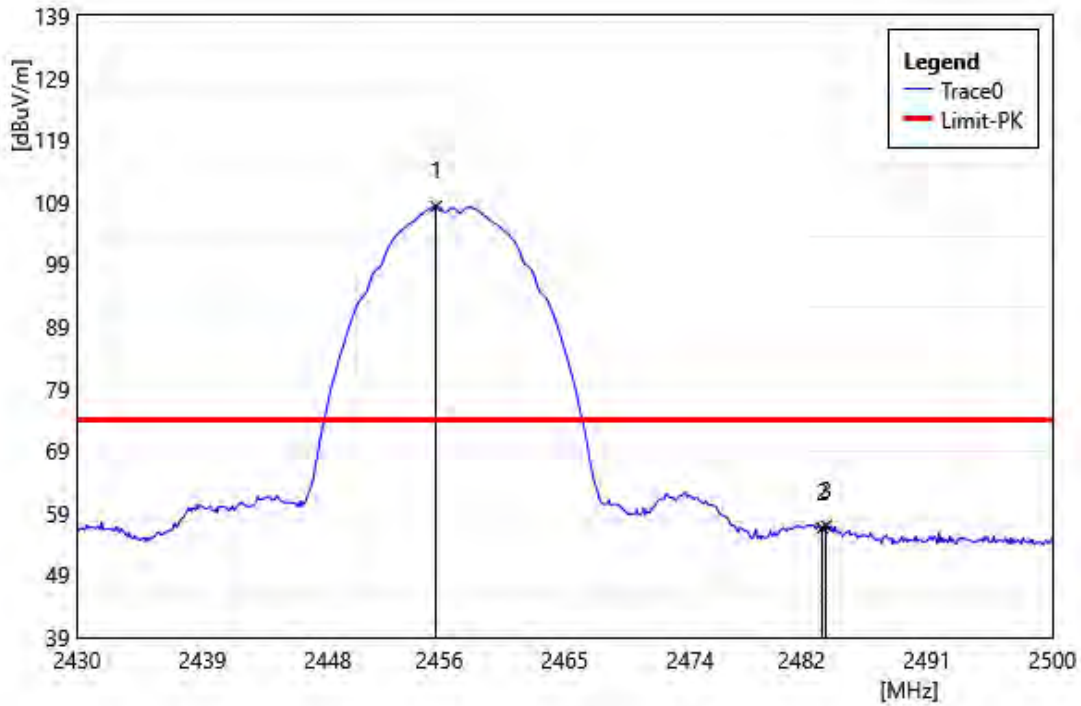
ID	Frequency MHz	Reading dBuV	Correct Factor dB/m	Result dBuV/m	Limit dBuV/m	Margin dB	Remark
1	2452.82	119.17	-4.79	114.38	74.00	40.38	PEAK
2	2483.50	64.78	-4.96	59.82	74.00	-14.18	PEAK
3	2483.76	65.41	-4.96	60.45	74.00	-13.55	PEAK

Test Site:	96603-WG	Standard:	Part 15.247
Test Mode:	802.11b 2457 MHz		
Polarization:	Horizontal		
Remark:			



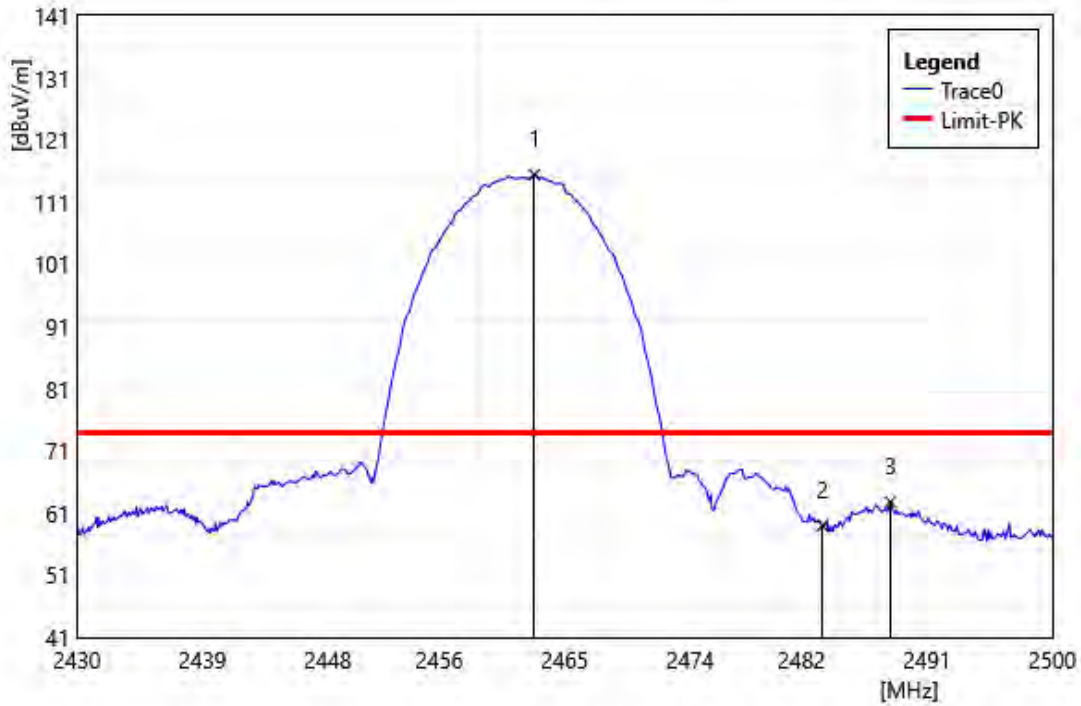
ID	Frequency MHz	Reading dBuV	Correct Factor dB/m	Result dBuV/m	Limit dBuV/m	Margin dB	Remark
1	2455.83	114.89	-4.81	110.08	74.00	36.08	PEAK
2	2483.50	61.42	-4.96	56.46	74.00	-17.54	PEAK
3	2484.39	61.70	-4.97	56.73	74.00	-17.27	PEAK

Test Site:	96603-WG	Standard:	Part 15.247
Test Mode:	802.11b 2457 MHz		
Polarization:	Vertical		
Remark:			



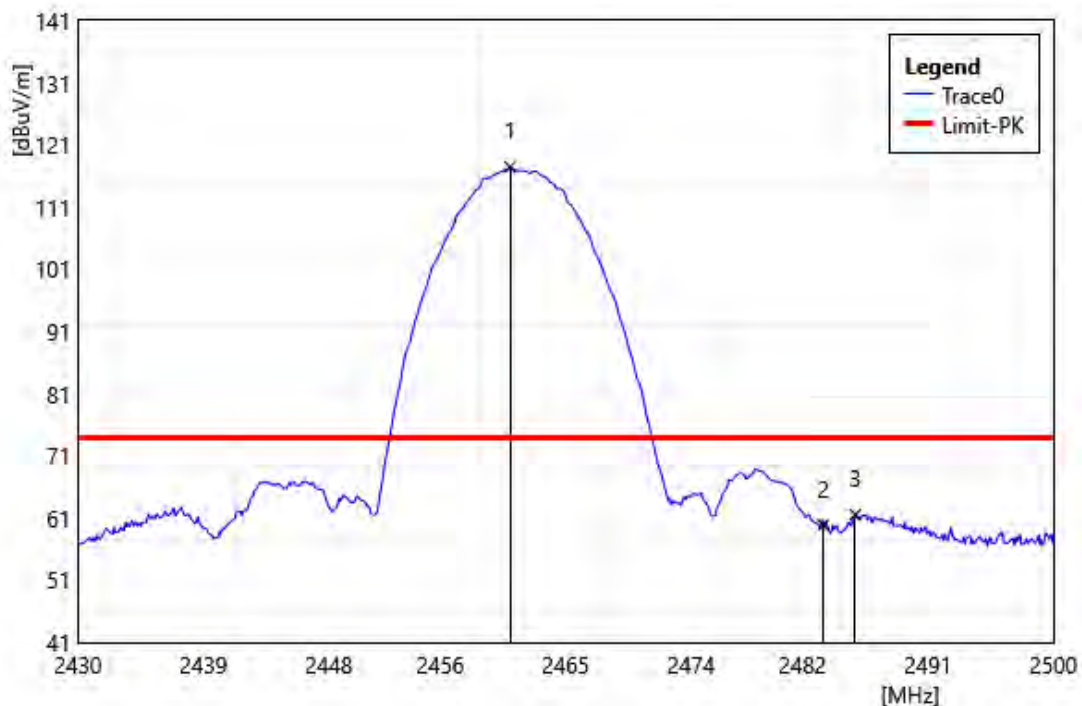
ID	Frequency MHz	Reading dBuV	Correct Factor dB/m	Result dBuV/m	Limit dBuV/m	Margin dB	Remark
1	2455.76	113.11	-4.80	108.31	74.00	34.31	PEAK
2	2483.50	61.56	-4.96	56.60	74.00	-17.40	PEAK
3	2483.76	61.94	-4.96	56.99	74.00	-17.02	PEAK

Test Site:	96603-WG	Standard:	Part 15.247
Test Mode:	802.11b 2462 MHz		
Polarization:	Horizontal		
Remark:			



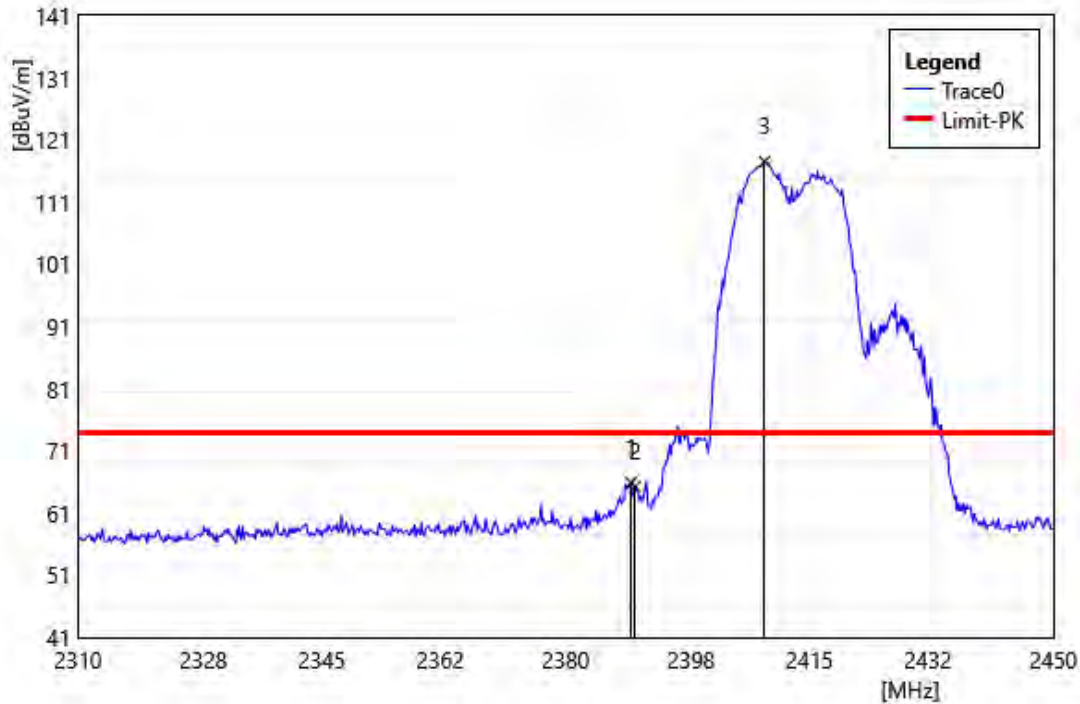
ID	Frequency MHz	Reading dBuV	Correct Factor dB/m	Result dBuV/m	Limit dBuV/m	Margin dB	Remark
1	2462.83	120.27	-4.85	115.42	74.00	41.42	PEAK
2	2483.50	63.90	-4.96	58.94	74.00	-15.06	PEAK
3	2488.38	67.75	-4.99	62.76	74.00	-11.24	PEAK

Test Site:	96603-WG	Standard:	Part 15.247
Test Mode:	802.11b 2462 MHz		
Polarization:	Vertical		
Remark:			



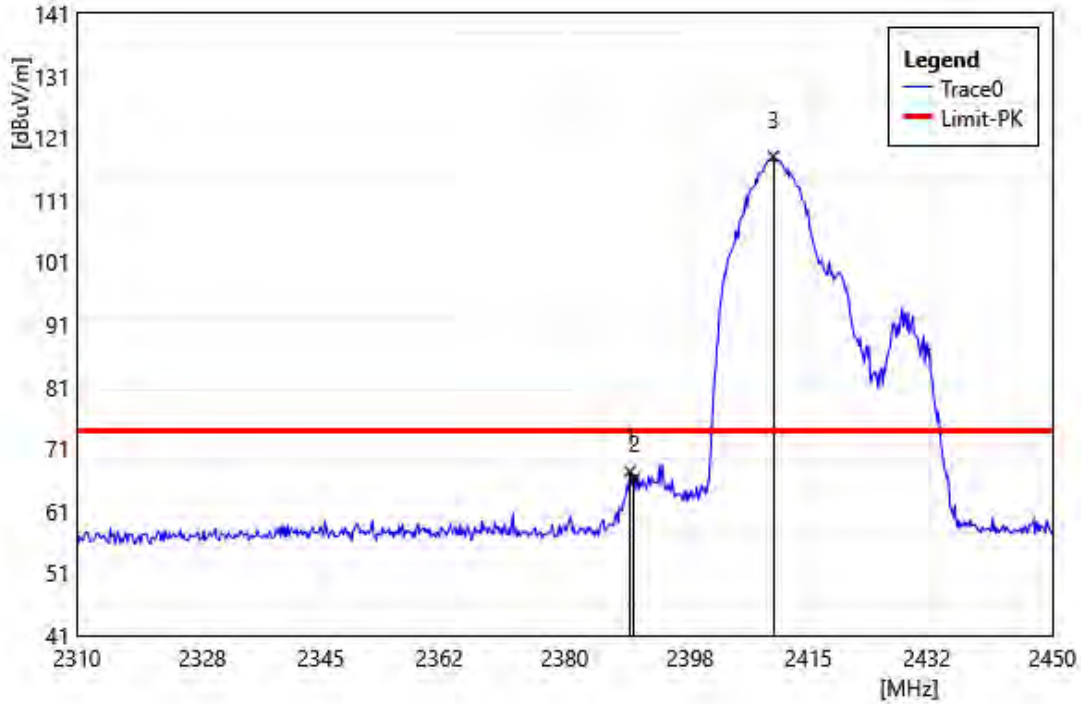
ID	Frequency MHz	Reading dBuV	Correct Factor dB/m	Result dBuV/m	Limit dBuV/m	Margin dB	Remark
1	2461.01	122.32	-4.85	117.47	74.00	43.47	PEAK
2	2483.50	64.86	-4.96	59.90	74.00	-14.10	PEAK
3	2485.79	66.53	-4.97	61.56	74.00	-12.44	PEAK

Test Site:	96603-WG	Standard:	Part 15.247
Test Mode:	802.11g 2412 MHz		
Polarization:	Horizontal		
Remark:			



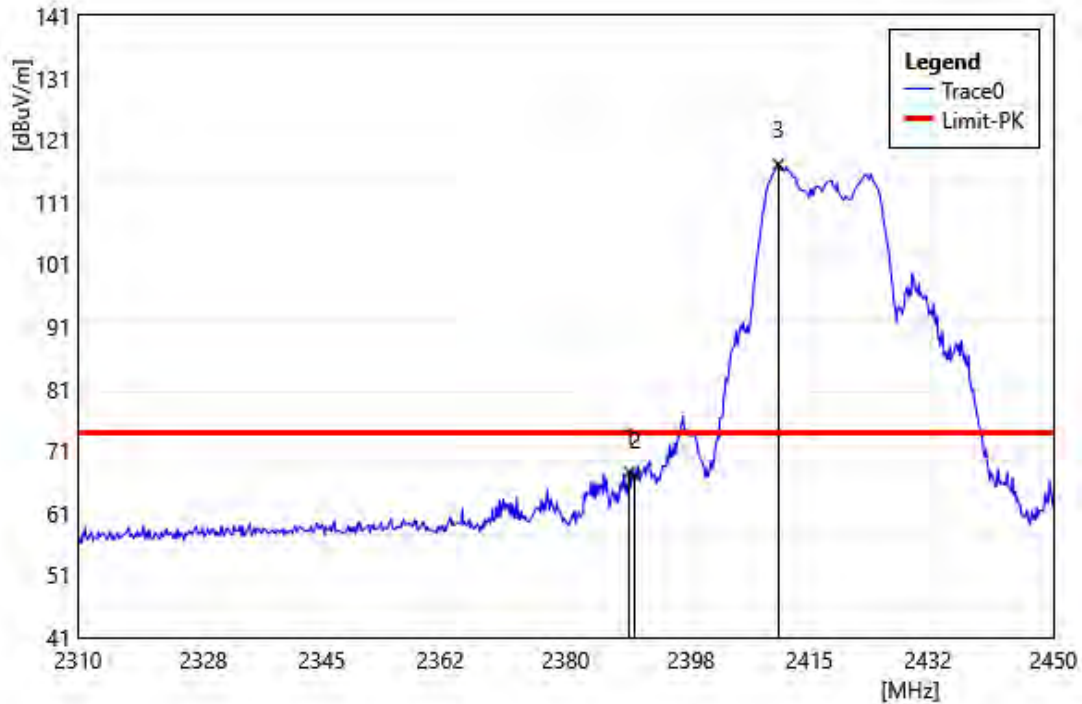
ID	Frequency MHz	Reading dBuV	Correct Factor dB/m	Result dBuV/m	Limit dBuV/m	Margin dB	Remark
1	2389.38	70.88	-4.94	65.94	74.00	-8.06	PEAK
2	2390.00	70.20	-4.94	65.26	74.00	-8.74	PEAK
3	2408.56	122.53	-5.03	117.50	74.00	43.50	PEAK

Test Site:	96603-WG	Standard:	Part 15.247
Test Mode:	802.11g 2412 MHz		
Polarization:	Vertical		
Remark:			



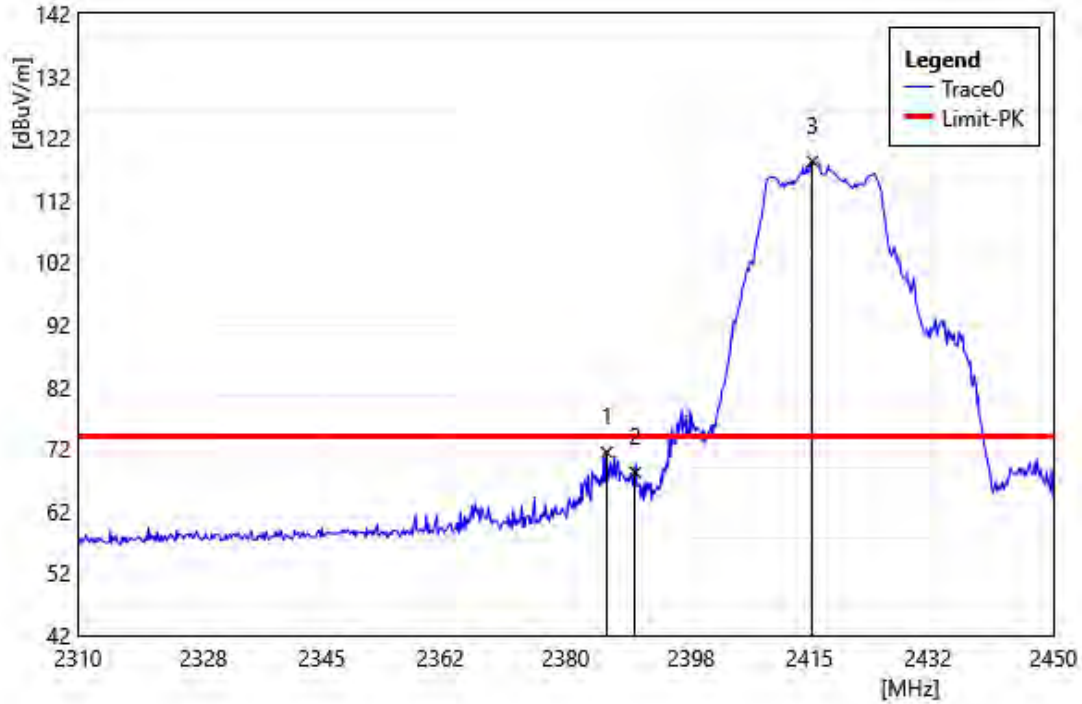
ID	Frequency MHz	Reading dBuV	Correct Factor dB/m	Result dBuV/m	Limit dBuV/m	Margin dB	Remark
1	2389.38	72.28	-4.94	67.34	74.00	-6.66	PEAK
2	2390.00	71.11	-4.94	66.17	74.00	-7.83	PEAK
3	2409.96	123.07	-5.02	118.05	74.00	44.05	PEAK

Test Site:	96603-WG	Standard:	Part 15.247
Test Mode:	802.11g 2417 MHz		
Polarization:	Horizontal		
Remark:			



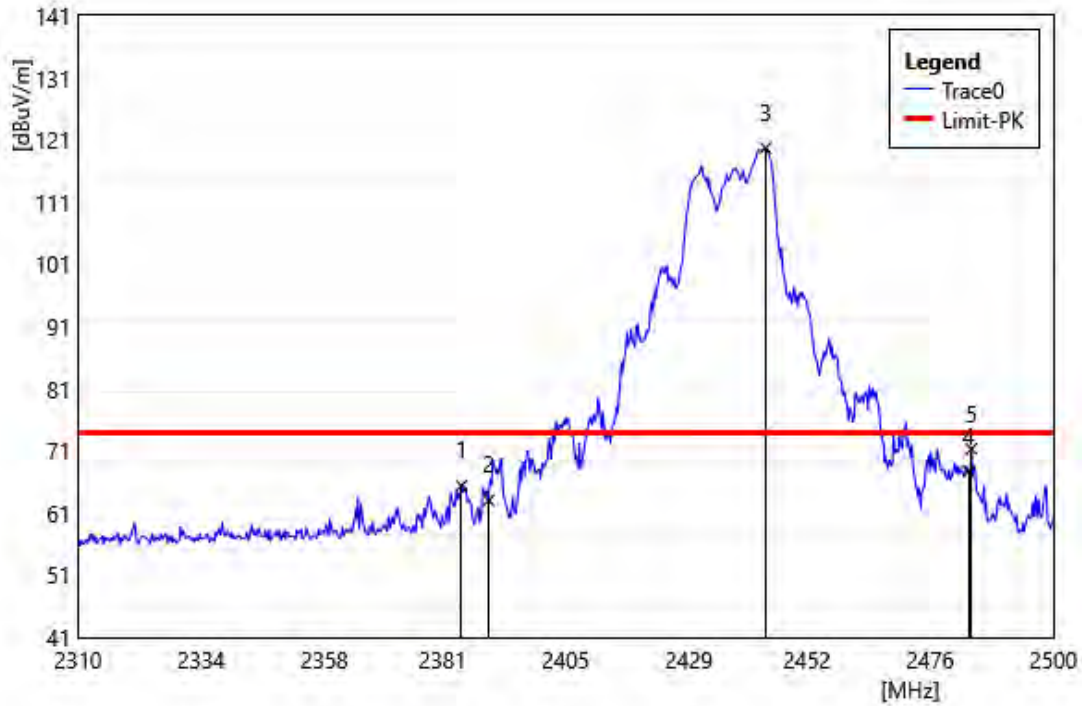
ID	Frequency MHz	Reading dBuV	Correct Factor dB/m	Result dBuV/m	Limit dBuV/m	Margin dB	Remark
1	2389.10	72.51	-4.94	67.57	74.00	-6.43	PEAK
2	2390.00	71.91	-4.94	66.97	74.00	-7.03	PEAK
3	2410.52	122.12	-5.02	117.11	74.00	43.11	PEAK

Test Site:	96603-WG	Standard:	Part 15.247
Test Mode:	802.11g 2417 MHz		
Polarization:	Vertical		
Remark:			



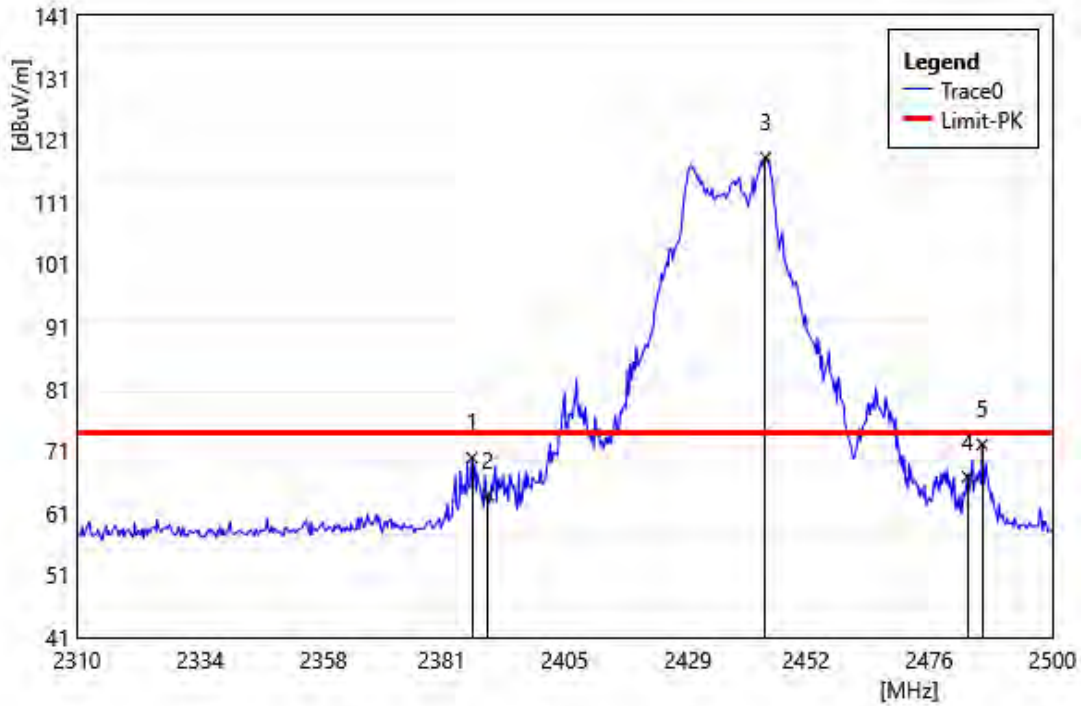
ID	Frequency MHz	Reading dBuV	Correct Factor dB/m	Result dBuV/m	Limit dBuV/m	Margin dB	Remark
1	2385.88	76.34	-4.89	71.45	74.00	-2.55	PEAK
2	2390.00	73.16	-4.94	68.22	74.00	-5.78	PEAK
3	2415.42	123.26	-5.00	118.26	74.00	44.26	PEAK

Test Site:	96603-WG	Standard:	Part 15.247
Test Mode:	802.11g 2437 MHz		
Polarization:	Horizontal		
Remark:			



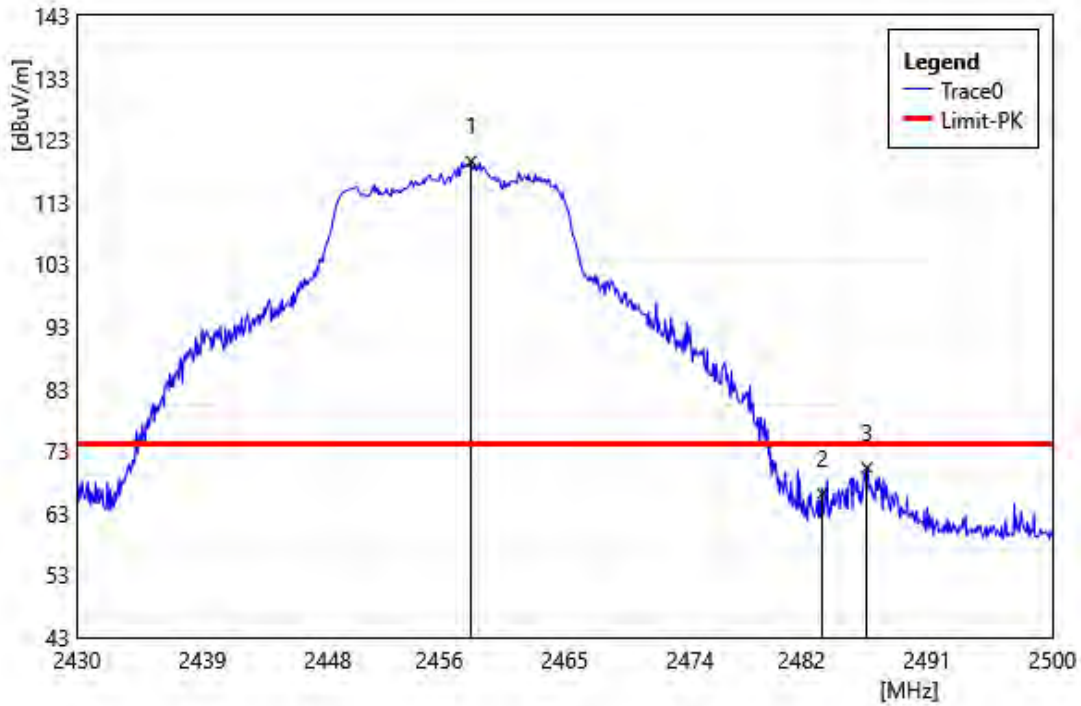
ID	Frequency MHz	Reading dBuV	Correct Factor dB/m	Result dBuV/m	Limit dBuV/m	Margin dB	Remark
1	2384.67	70.28	-4.88	65.40	74.00	-8.60	PEAK
2	2390.00	67.97	-4.94	63.03	74.00	-10.97	PEAK
3	2443.95	124.54	-4.81	119.73	74.00	45.73	PEAK
4	2483.50	72.69	-4.96	67.73	74.00	-6.27	PEAK
5	2484.04	76.28	-4.96	71.32	74.00	-2.68	PEAK

Test Site:	96603-WG	Standard:	Part 15.247
Test Mode:	802.11g 2437 MHz		
Polarization:	Vertical		
Remark:			



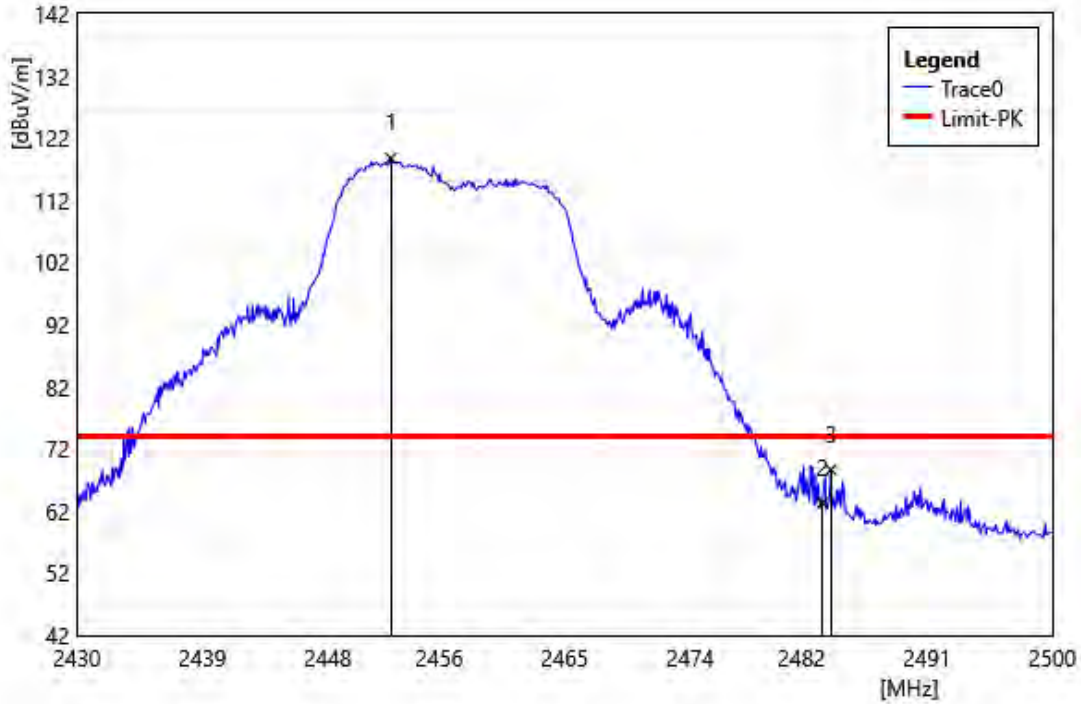
ID	Frequency MHz	Reading dBuV	Correct Factor dB/m	Result dBuV/m	Limit dBuV/m	Margin dB	Remark
1	2386.95	74.80	-4.91	69.89	74.00	-4.11	PEAK
2	2390.00	68.81	-4.94	63.87	74.00	-10.13	PEAK
3	2444.14	123.01	-4.81	118.20	74.00	44.20	PEAK
4	2483.50	71.79	-4.96	66.83	74.00	-7.17	PEAK
5	2486.32	77.02	-4.98	72.04	74.00	-1.96	PEAK

Test Site:	96603-WG	Standard:	Part 15.247
Test Mode:	802.11g 2457 MHz		
Polarization:	Horizontal		
Remark:			



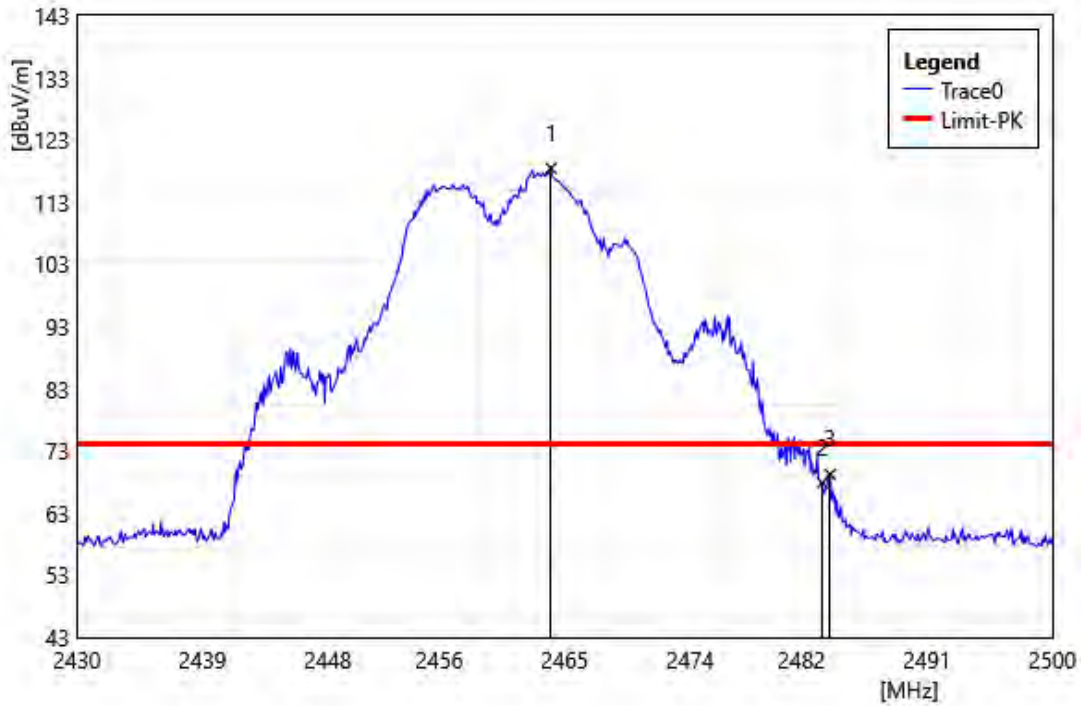
ID	Frequency MHz	Reading dBuV	Correct Factor dB/m	Result dBuV/m	Limit dBuV/m	Margin dB	Remark
1	2458.28	124.39	-4.82	119.57	74.00	45.57	PEAK
2	2483.50	71.08	-4.96	66.12	74.00	-7.88	PEAK
3	2486.70	75.28	-4.98	70.30	74.00	-3.70	PEAK

Test Site:	96603-WG	Standard:	Part 15.247
Test Mode:	802.11g 2457 MHz		
Polarization:	Vertical		
Remark:			



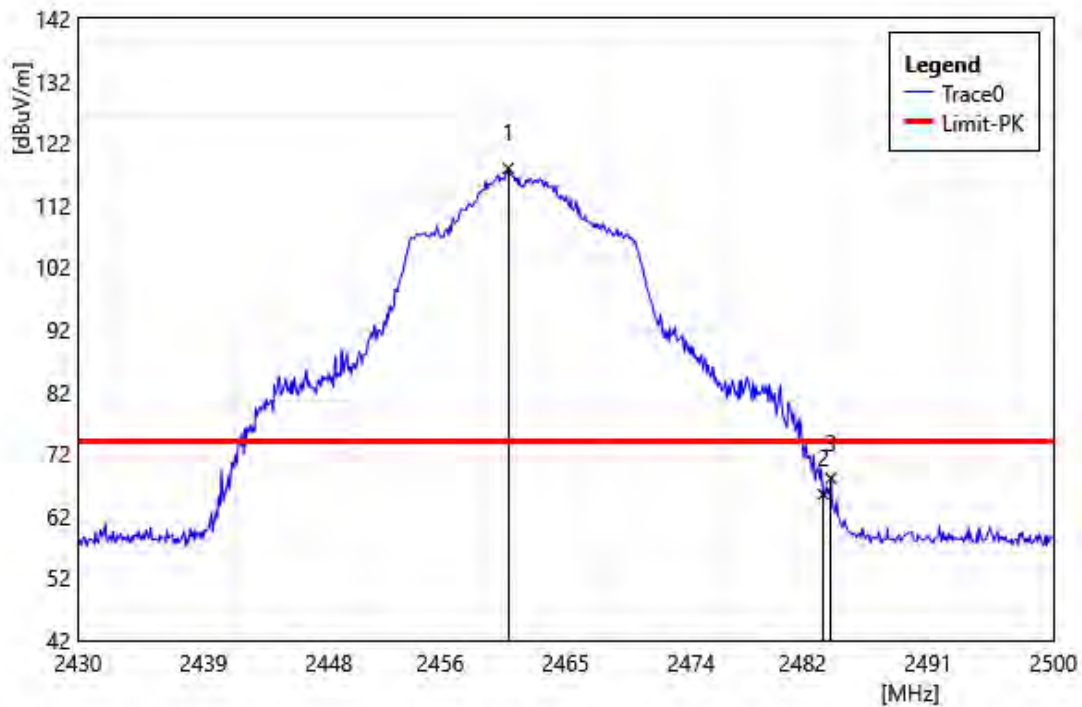
ID	Frequency MHz	Reading dBuV	Correct Factor dB/m	Result dBuV/m	Limit dBuV/m	Margin dB	Remark
1	2452.54	123.54	-4.79	118.75	74.00	44.75	PEAK
2	2483.50	68.25	-4.96	63.29	74.00	-10.71	PEAK
3	2484.11	73.61	-4.96	68.65	74.00	-5.35	PEAK

Test Site:	96603-WG	Standard:	Part 15.247
Test Mode:	802.11g 2462 MHz		
Polarization:	Horizontal		
Remark:			



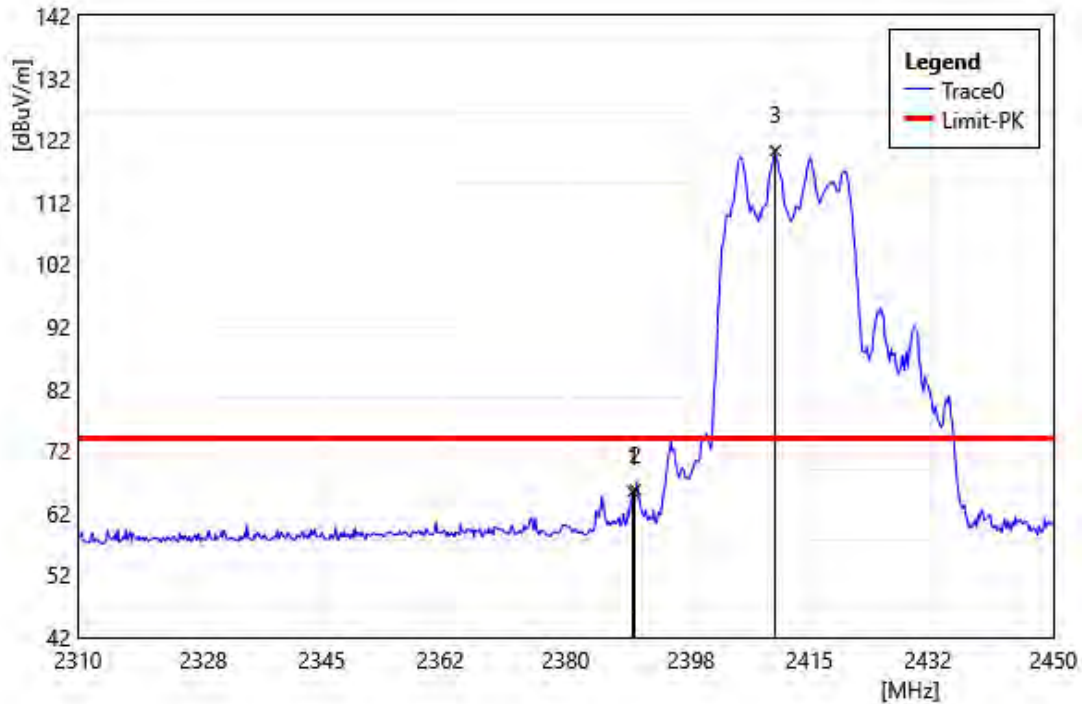
ID	Frequency MHz	Reading dBuV	Correct Factor dB/m	Result dBuV/m	Limit dBuV/m	Margin dB	Remark
1	2464.02	123.30	-4.85	118.45	74.00	44.45	PEAK
2	2483.50	72.80	-4.96	67.84	74.00	-6.16	PEAK
3	2484.04	74.18	-4.96	69.23	74.00	-4.78	PEAK

Test Site:	96603-WG	Standard:	Part 15.247
Test Mode:	802.11g 2462 MHz		
Polarization:	Vertical		
Remark:			



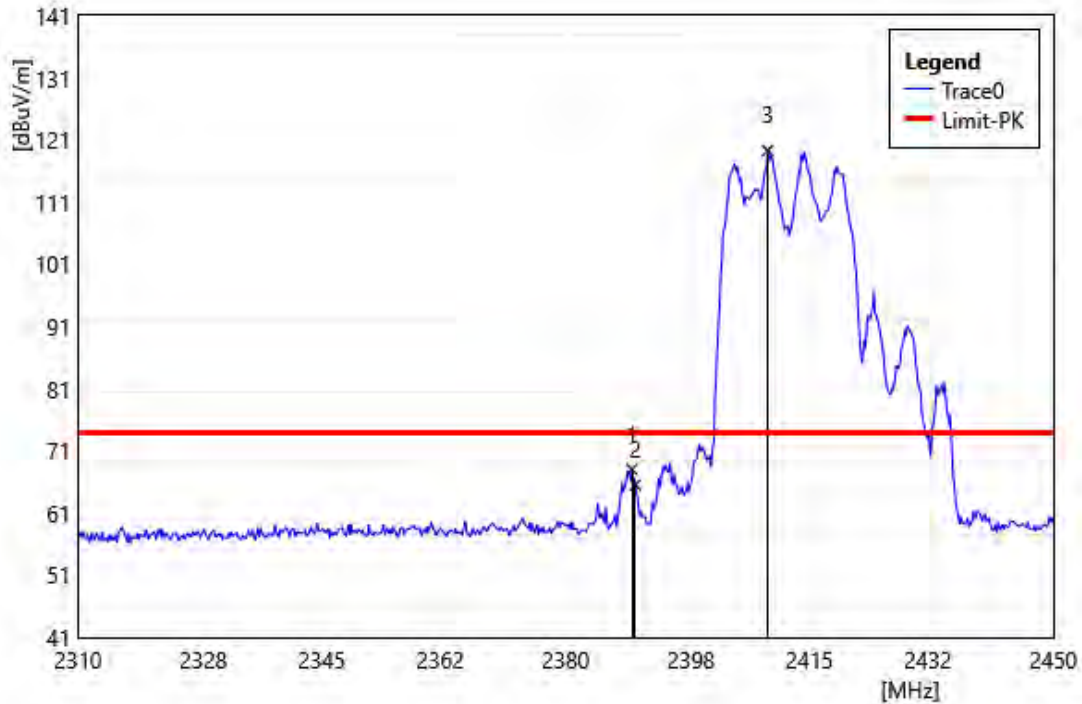
ID	Frequency MHz	Reading dBuV	Correct Factor dB/m	Result dBuV/m	Limit dBuV/m	Margin dB	Remark
1	2460.87	122.77	-4.85	117.92	74.00	43.92	PEAK
2	2483.50	70.46	-4.96	65.50	74.00	-8.50	PEAK
3	2484.04	73.05	-4.96	68.09	74.00	-5.91	PEAK

Test Site:	96603-WG	Standard:	Part 15.247
Test Mode:	802.11ax HE20 2412 MHz		
Polarization:	Horizontal		
Remark:			



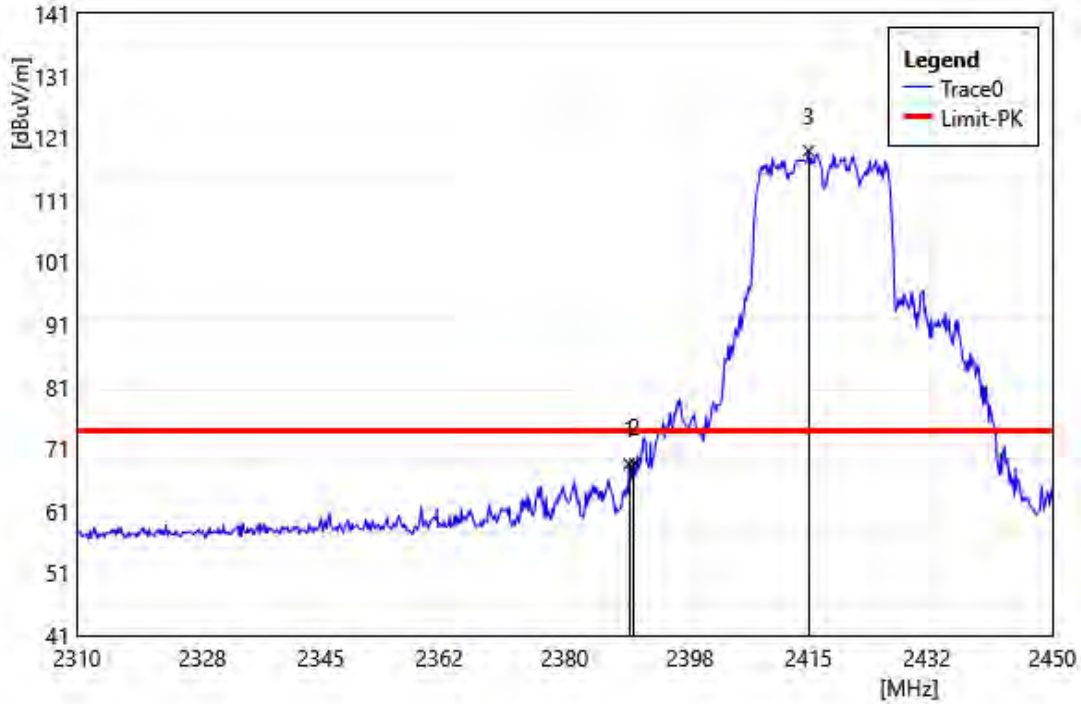
ID	Frequency MHz	Reading dBuV	Correct Factor dB/m	Result dBuV/m	Limit dBuV/m	Margin dB	Remark
1	2389.66	70.39	-4.95	65.44	74.00	-8.57	PEAK
2	2390.00	70.70	-4.94	65.76	74.00	-8.24	PEAK
3	2410.10	125.30	-5.02	120.28	74.00	46.28	PEAK

Test Site:	96603-WG	Standard:	Part 15.247
Test Mode:	802.11ax HE20 2412 MHz		
Polarization:	Vertical		
Remark:			



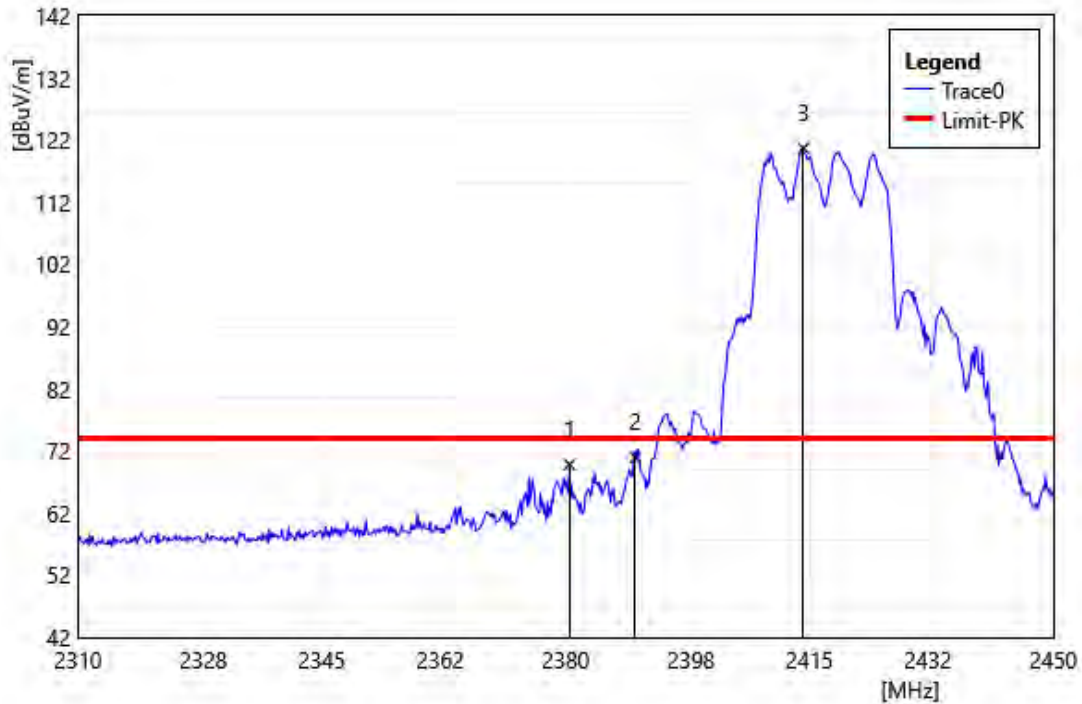
ID	Frequency MHz	Reading dBuV	Correct Factor dB/m	Result dBuV/m	Limit dBuV/m	Margin dB	Remark
1	2389.52	72.95	-4.94	68.01	74.00	-5.99	PEAK
2	2390.00	70.46	-4.94	65.52	74.00	-8.48	PEAK
3	2408.98	124.31	-5.03	119.28	74.00	45.28	PEAK

Test Site:	96603-WG	Standard:	Part 15.247
Test Mode:	802.11ax HE20 2417 MHz		
Polarization:	Horizontal		
Remark:			



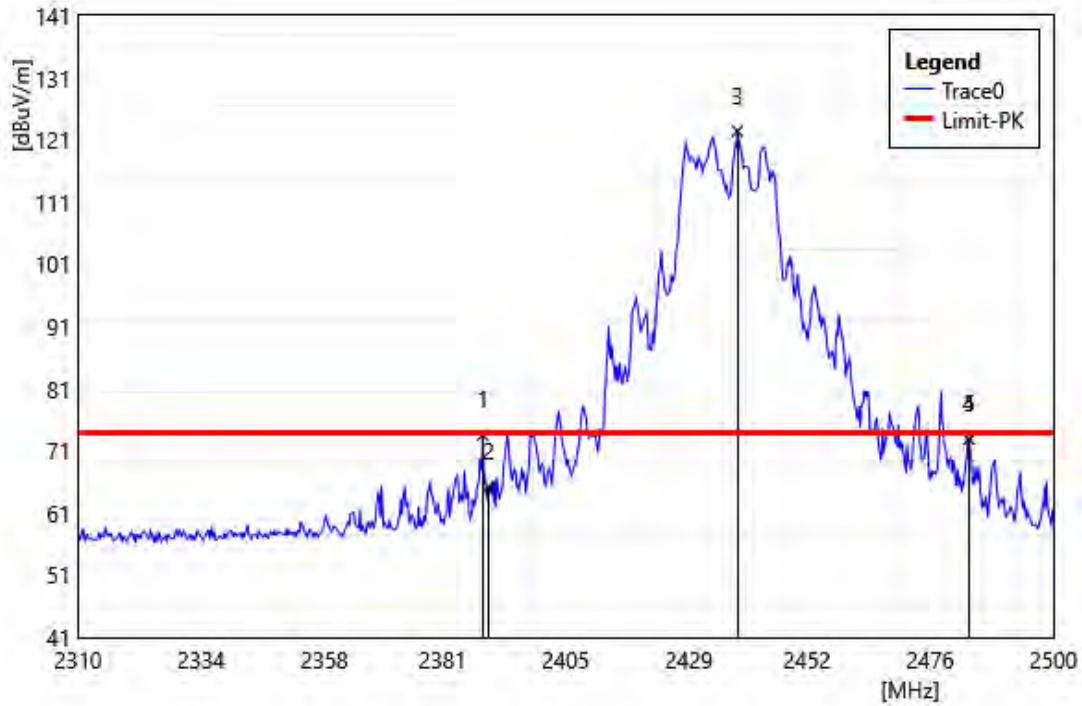
ID	Frequency MHz	Reading dBuV	Correct Factor dB/m	Result dBuV/m	Limit dBuV/m	Margin dB	Remark
1	2389.24	73.50	-4.94	68.56	74.00	-5.44	PEAK
2	2390.00	73.63	-4.94	68.69	74.00	-5.31	PEAK
3	2415.00	123.93	-5.00	118.93	74.00	44.93	PEAK

Test Site:	96603-WG	Standard:	Part 15.247
Test Mode:	802.11ax HE20 2417 MHz		
Polarization:	Vertical		
Remark:			



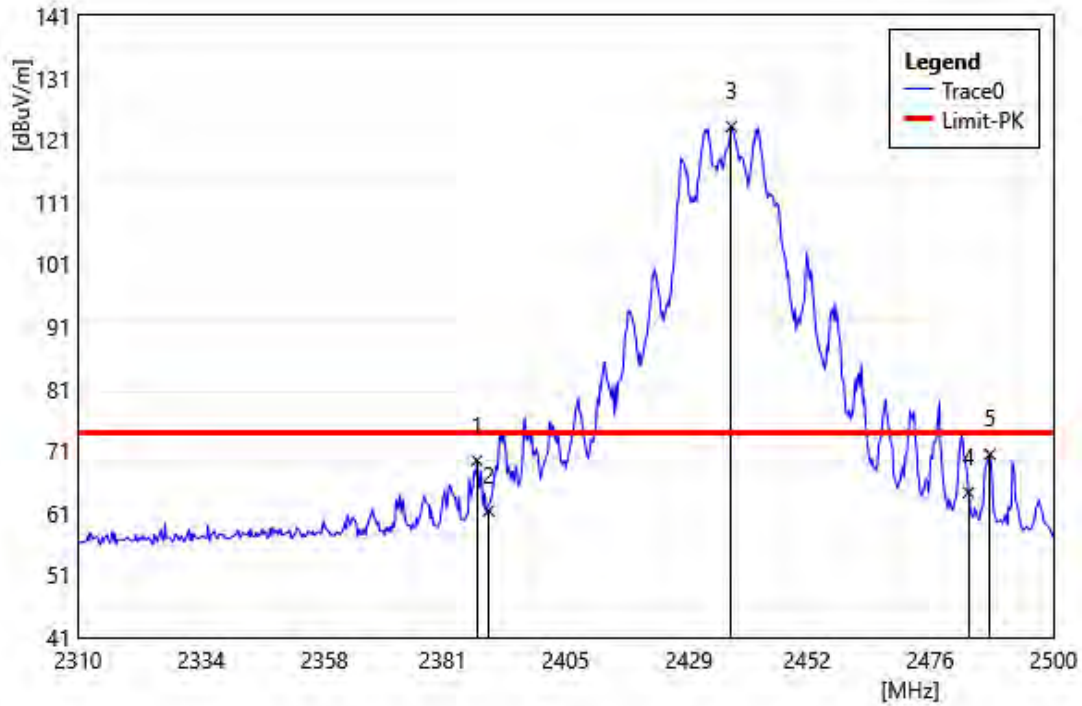
ID	Frequency MHz	Reading dBuV	Correct Factor dB/m	Result dBuV/m	Limit dBuV/m	Margin dB	Remark
1	2380.56	74.65	-4.81	69.84	74.00	-4.16	PEAK
2	2390.00	75.93	-4.94	70.99	74.00	-3.01	PEAK
3	2414.16	125.68	-5.01	120.68	74.00	46.68	PEAK

Test Site:	96603-WG	Standard:	Part 15.247
Test Mode:	802.11ax HE20 2437 MHz		
Polarization:	Horizontal		
Remark:			



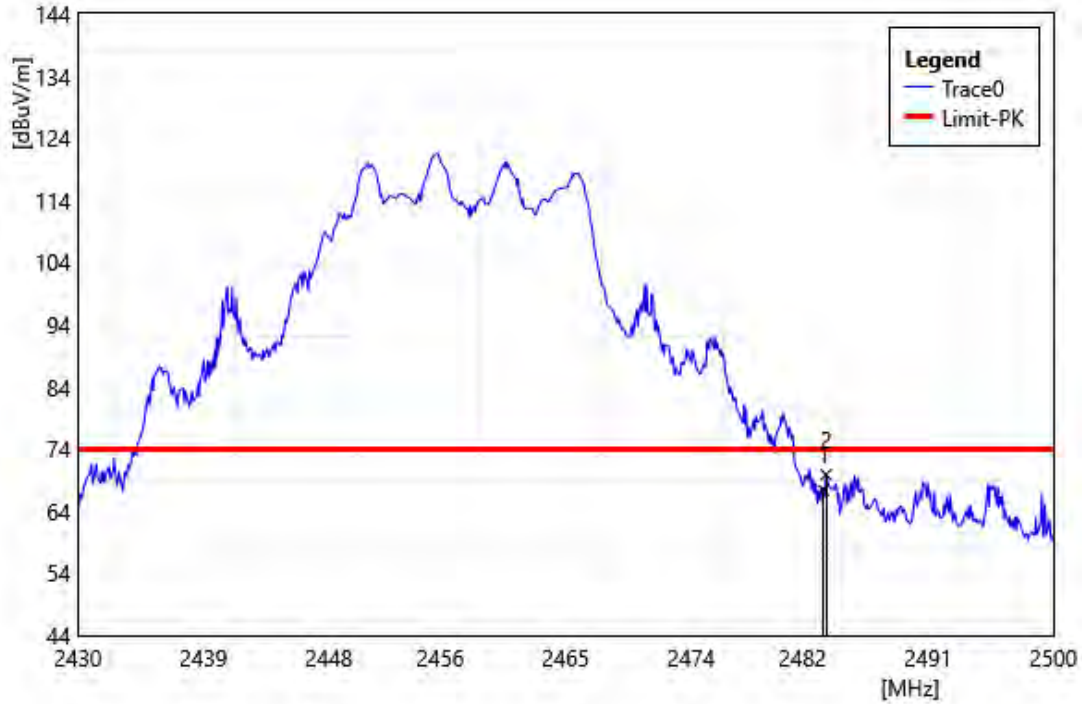
ID	Frequency MHz	Reading dBuV	Correct Factor dB/m	Result dBuV/m	Limit dBuV/m	Margin dB	Remark
1	2388.85	78.47	-4.93	73.54	74.00	-0.46	PEAK
2	2390.00	70.12	-4.94	65.18	74.00	-8.82	PEAK
3	2438.44	127.26	-4.85	122.41	74.00	48.41	PEAK
4	2483.50	77.81	-4.96	72.85	74.00	-1.15	PEAK
5	2483.66	77.81	-4.96	72.85	74.00	-1.15	PEAK

Test Site:	96603-WG	Standard:	Part 15.247
Test Mode:	802.11ax HE20 2437 MHz		
Polarization:	Vertical		
Remark:			



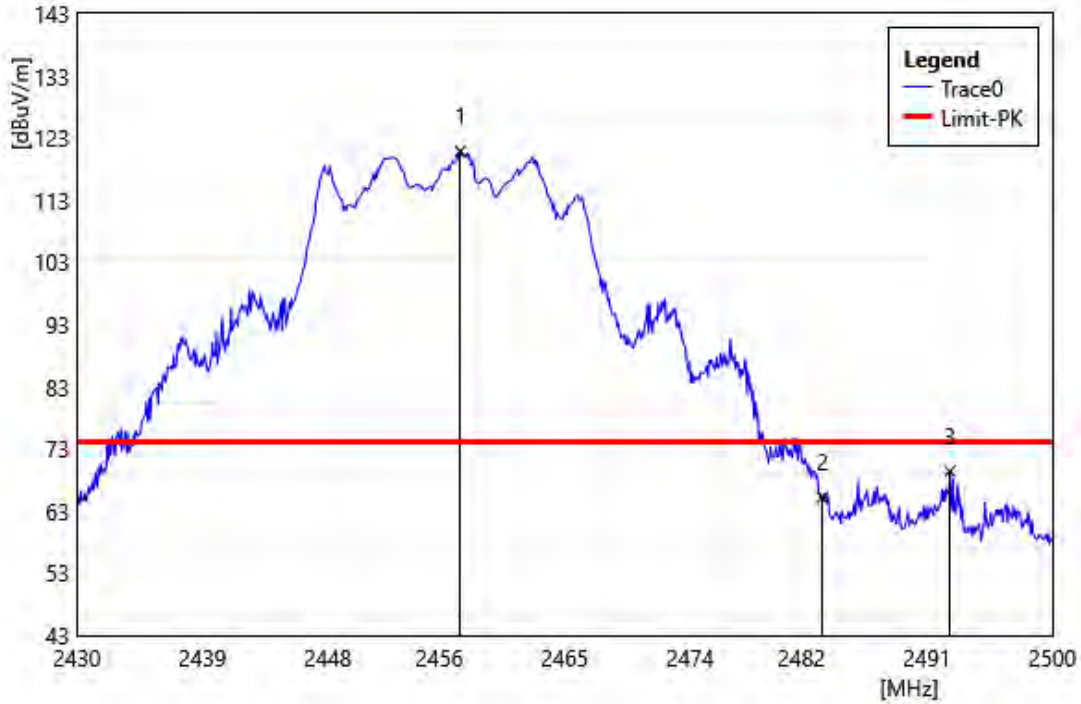
ID	Frequency MHz	Reading dBuV	Correct Factor dB/m	Result dBuV/m	Limit dBuV/m	Margin dB	Remark
1	2387.71	74.38	-4.92	69.46	74.00	-4.54	PEAK
2	2390.00	66.29	-4.94	61.35	74.00	-12.65	PEAK
3	2437.30	128.04	-4.86	123.18	74.00	49.18	PEAK
4	2483.50	69.28	-4.96	64.32	74.00	-9.68	PEAK
5	2487.65	75.43	-4.99	70.44	74.00	-3.56	PEAK

Test Site:	96603-WG	Standard:	Part 15.247
Test Mode:	802.11ax HE20 2457 MHz		
Polarization:	Horizontal		
Remark:			



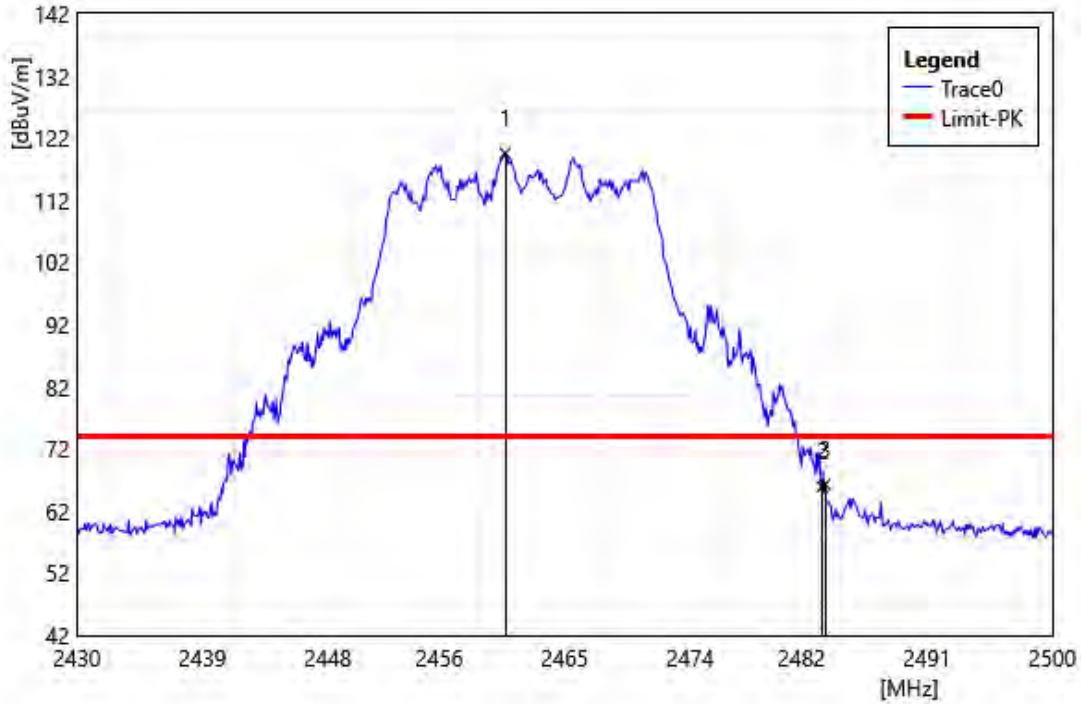
ID	Frequency MHz	Reading dBuV	Correct Factor dB/m	Result dBuV/m	Limit dBuV/m	Margin dB	Remark
1	2483.50	72.30	-4.96	67.34	74.00	-6.66	PEAK
2	2483.69	74.81	-4.96	69.85	74.00	-4.15	PEAK

Test Site:	96603-WG	Standard:	Part 15.247
Test Mode:	802.11ax HE20 2457 MHz		
Polarization:	Vertical		
Remark:			



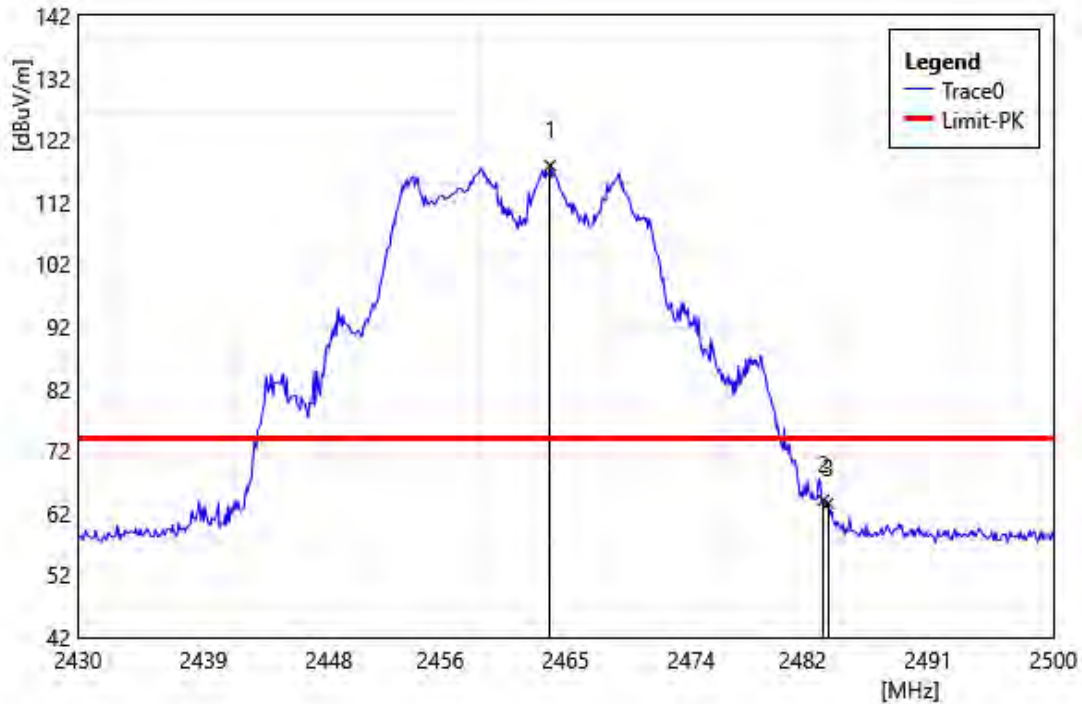
ID	Frequency MHz	Reading dBuV	Correct Factor dB/m	Result dBuV/m	Limit dBuV/m	Margin dB	Remark
1	2457.51	125.68	-4.82	120.86	74.00	46.86	PEAK
2	2483.50	70.17	-4.96	65.21	74.00	-8.79	PEAK
3	2492.65	74.43	-5.03	69.40	74.00	-4.60	PEAK

Test Site:	96603-WG	Standard:	Part 15.247
Test Mode:	802.11ax HE20 2462 MHz		
Polarization:	Horizontal		
Remark:			



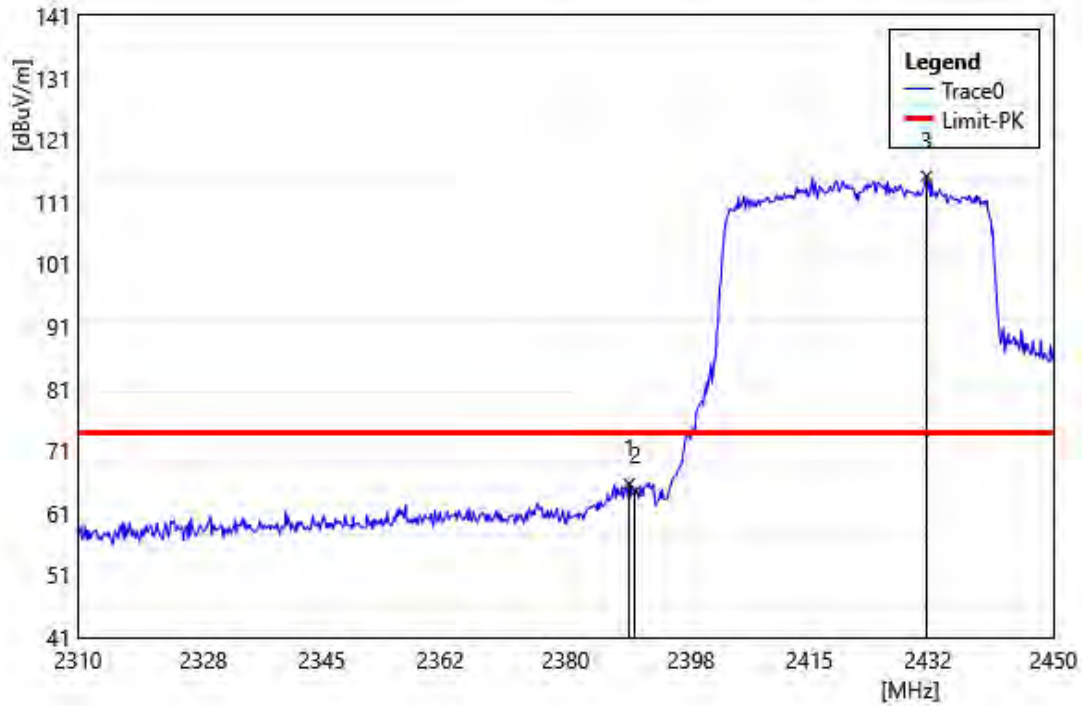
ID	Frequency MHz	Reading dBuV	Correct Factor dB/m	Result dBuV/m	Limit dBuV/m	Margin dB	Remark
1	2460.73	124.37	-4.83	119.54	74.00	45.54	PEAK
2	2483.50	70.88	-4.96	65.92	74.00	-8.08	PEAK
3	2483.69	71.24	-4.96	66.28	74.00	-7.72	PEAK

Test Site:	96603-WG	Standard:	Part 15.247
Test Mode:	802.11ax HE20 2462 MHz		
Polarization:	Vertical		
Remark:			



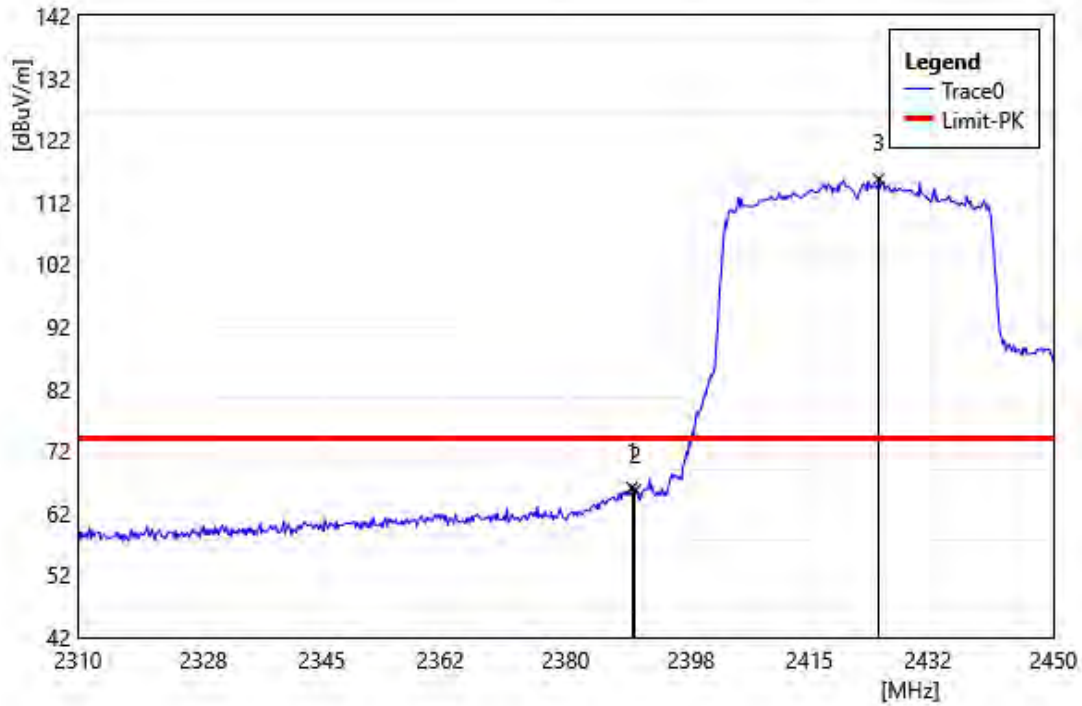
ID	Frequency MHz	Reading dBuV	Correct Factor dB/m	Result dBuV/m	Limit dBuV/m	Margin dB	Remark
1	2463.88	122.72	-4.85	117.88	74.00	43.88	PEAK
2	2483.50	69.02	-4.96	64.06	74.00	-9.94	PEAK
3	2483.83	68.50	-4.96	63.54	74.00	-10.46	PEAK

Test Site:	96603-WG	Standard:	Part 15.247
Test Mode:	802.11ax HE40 2422 MHz		
Polarization:	Horizontal		
Remark:			



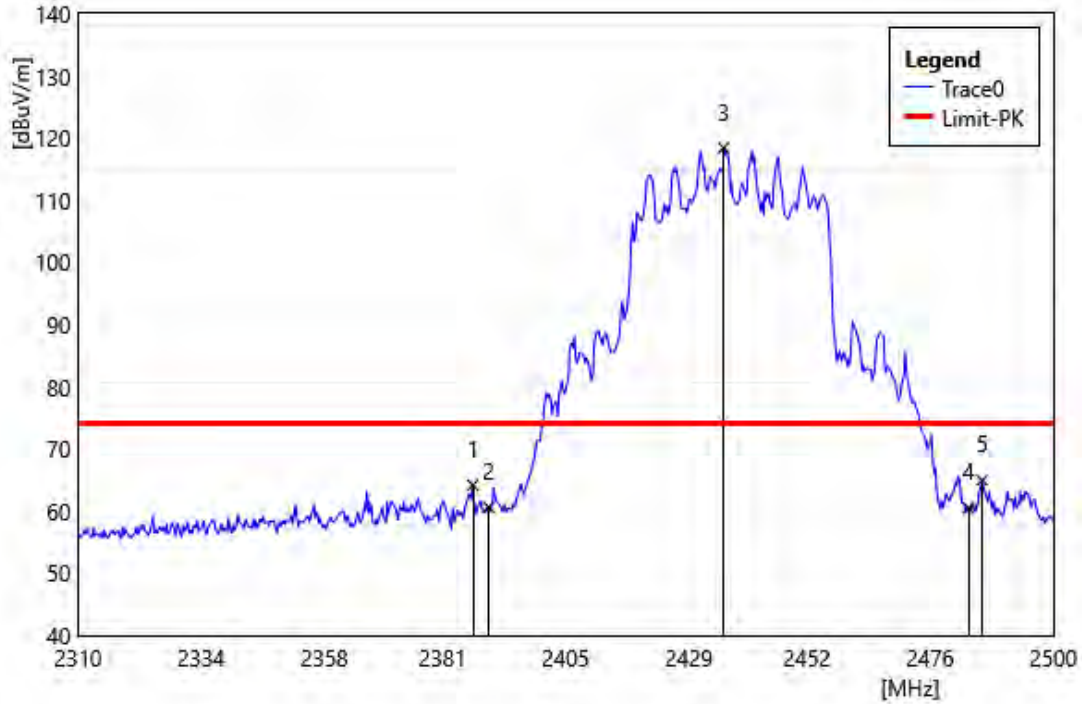
ID	Frequency MHz	Reading dBuV	Correct Factor dB/m	Result dBuV/m	Limit dBuV/m	Margin dB	Remark
1	2389.10	70.66	-4.94	65.73	74.00	-8.28	PEAK
2	2390.00	69.45	-4.94	64.51	74.00	-9.49	PEAK
3	2431.80	120.07	-4.89	115.18	74.00	41.18	PEAK

Test Site:	96603-WG	Standard:	Part 15.247
Test Mode:	802.11ax HE40 2422 MHz		
Polarization:	Vertical		
Remark:			



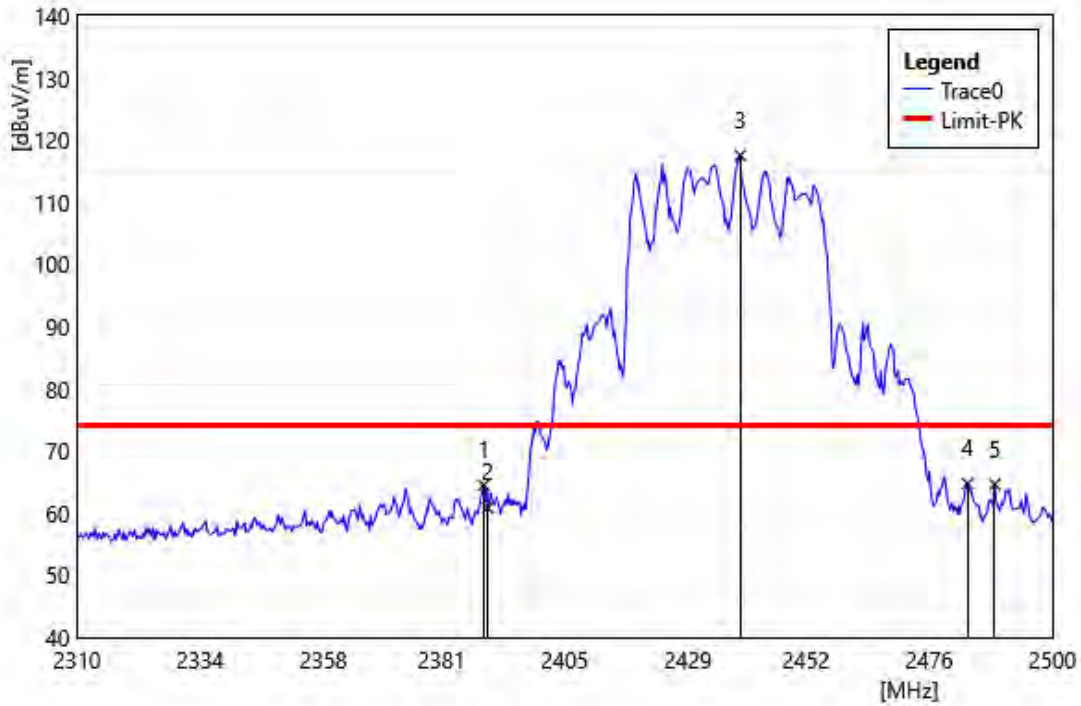
ID	Frequency MHz	Reading dBuV	Correct Factor dB/m	Result dBuV/m	Limit dBuV/m	Margin dB	Remark
1	2389.52	71.03	-4.94	66.09	74.00	-7.91	PEAK
2	2390.00	70.67	-4.94	65.73	74.00	-8.27	PEAK
3	2424.94	120.69	-4.93	115.76	74.00	41.76	PEAK

Test Site:	96603-WG	Standard:	Part 15.247
Test Mode:	802.11ax HE40 2437 MHz		
Polarization:	Horizontal		
Remark:			



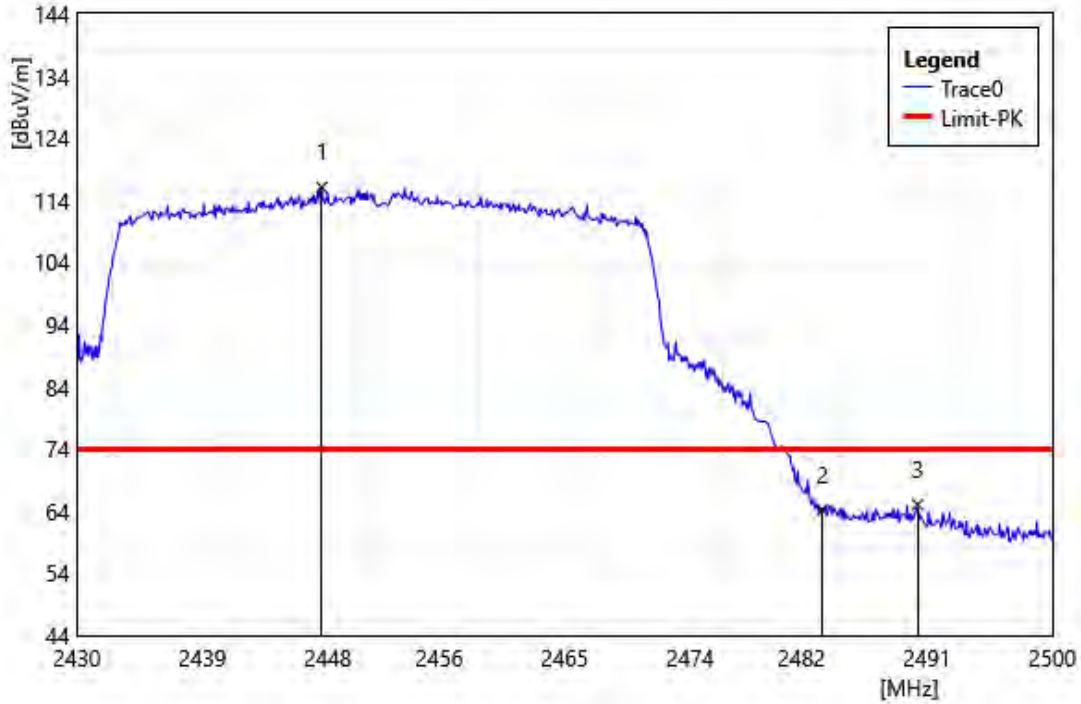
ID	Frequency MHz	Reading dBuV	Correct Factor dB/m	Result dBuV/m	Limit dBuV/m	Margin dB	Remark
1	2386.95	69.09	-4.91	64.18	74.00	-9.82	PEAK
2	2390.00	65.60	-4.94	60.66	74.00	-13.34	PEAK
3	2435.78	123.26	-4.87	118.39	74.00	44.39	PEAK
4	2483.50	65.47	-4.96	60.51	74.00	-13.49	PEAK
5	2486.13	69.95	-4.98	64.97	74.00	-9.03	PEAK

Test Site:	96603-WG	Standard:	Part 15.247
Test Mode:	802.11ax HE40 2437 MHz		
Polarization:	Vertical		
Remark:			



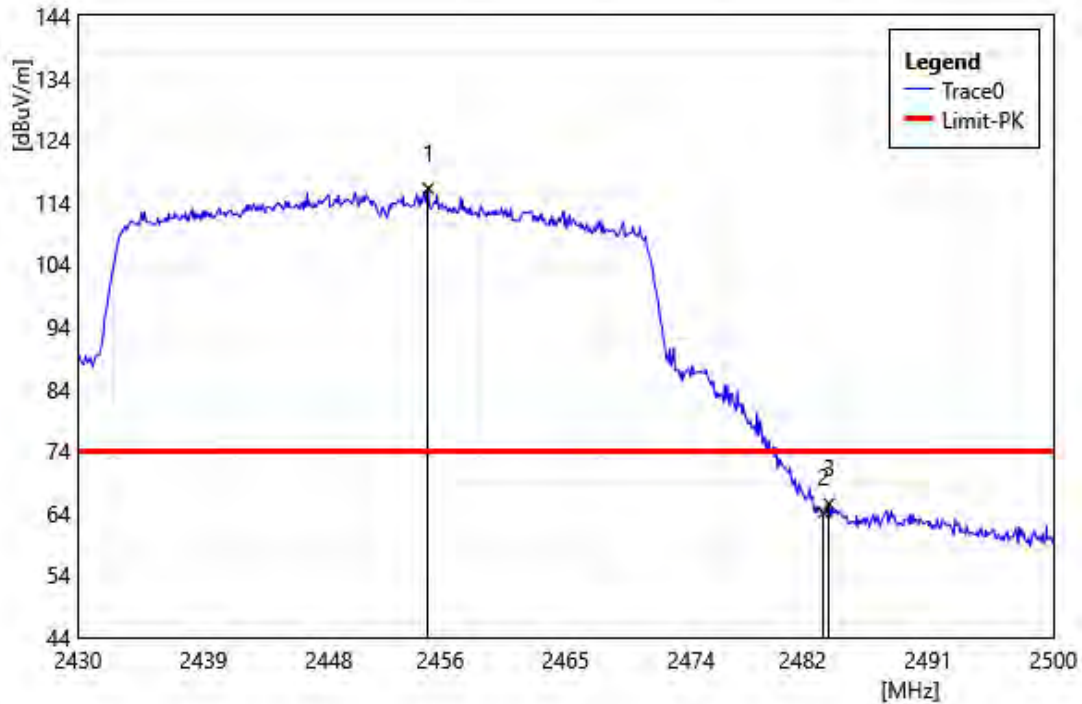
ID	Frequency MHz	Reading dBuV	Correct Factor dB/m	Result dBuV/m	Limit dBuV/m	Margin dB	Remark
1	2389.23	69.43	-4.94	64.49	74.00	-9.51	PEAK
2	2390.00	65.78	-4.94	60.84	74.00	-13.16	PEAK
3	2439.20	122.35	-4.83	117.52	74.00	43.52	PEAK
4	2483.50	69.70	-4.96	64.74	74.00	-9.26	PEAK
5	2488.79	69.60	-4.99	64.61	74.00	-9.39	PEAK

Test Site:	96603-WG	Standard:	Part 15.247
Test Mode:	802.11ax HE40 2452 MHz		
Polarization:	Horizontal		
Remark:			



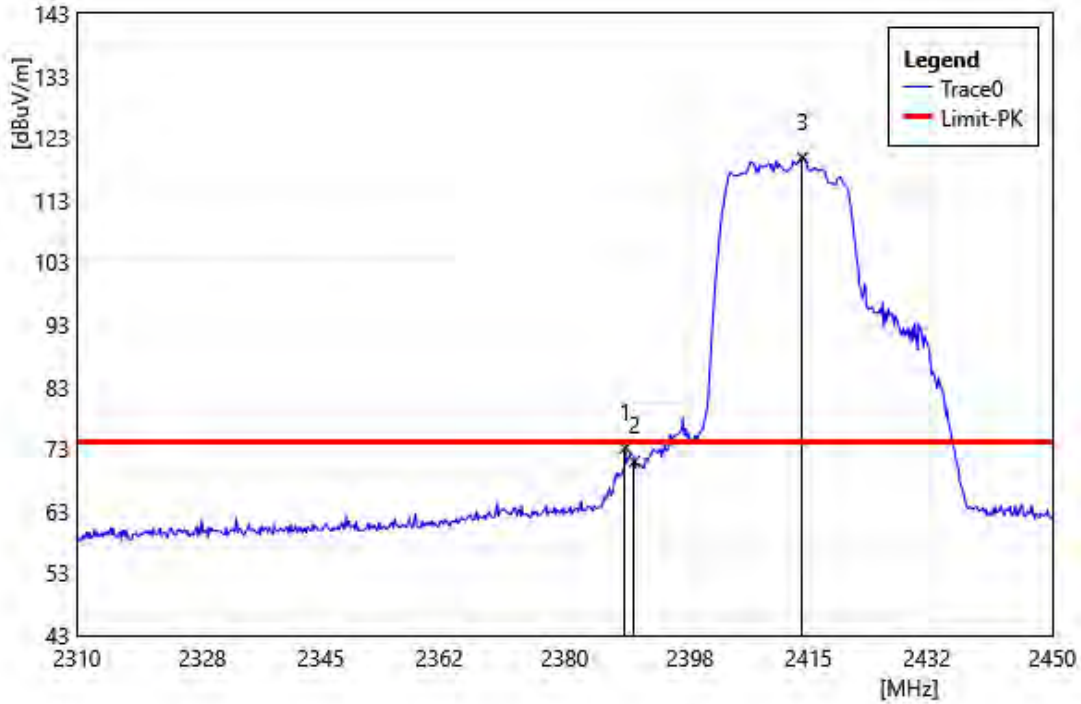
ID	Frequency MHz	Reading dBuV	Correct Factor dB/m	Result dBuV/m	Limit dBuV/m	Margin dB	Remark
1	2447.57	120.84	-4.79	116.05	74.00	42.05	PEAK
2	2483.50	69.09	-4.96	64.13	74.00	-9.87	PEAK
3	2490.34	70.04	-5.00	65.04	74.00	-8.96	PEAK

Test Site:	96603-WG	Standard:	Part 15.247
Test Mode:	802.11ax HE40 2452 MHz		
Polarization:	Vertical		
Remark:			



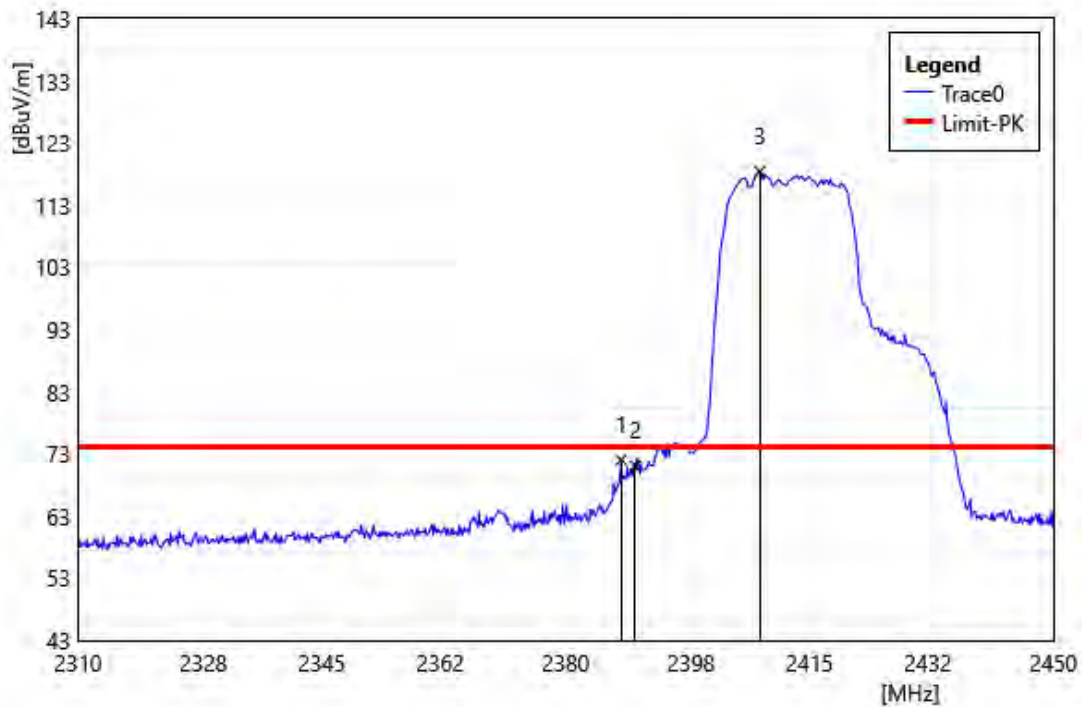
ID	Frequency MHz	Reading dBuV	Correct Factor dB/m	Result dBuV/m	Limit dBuV/m	Margin dB	Remark
1	2455.13	121.01	-4.80	116.21	74.00	42.21	PEAK
2	2483.50	69.01	-4.96	64.05	74.00	-9.95	PEAK
3	2483.90	70.48	-4.96	65.52	74.00	-8.48	PEAK

Test Site:	96603-WG	Standard:	Part 15.247
Test Mode:	802.11ac VHT20 2412 MHz		
Polarization:	Horizontal		
Remark:			



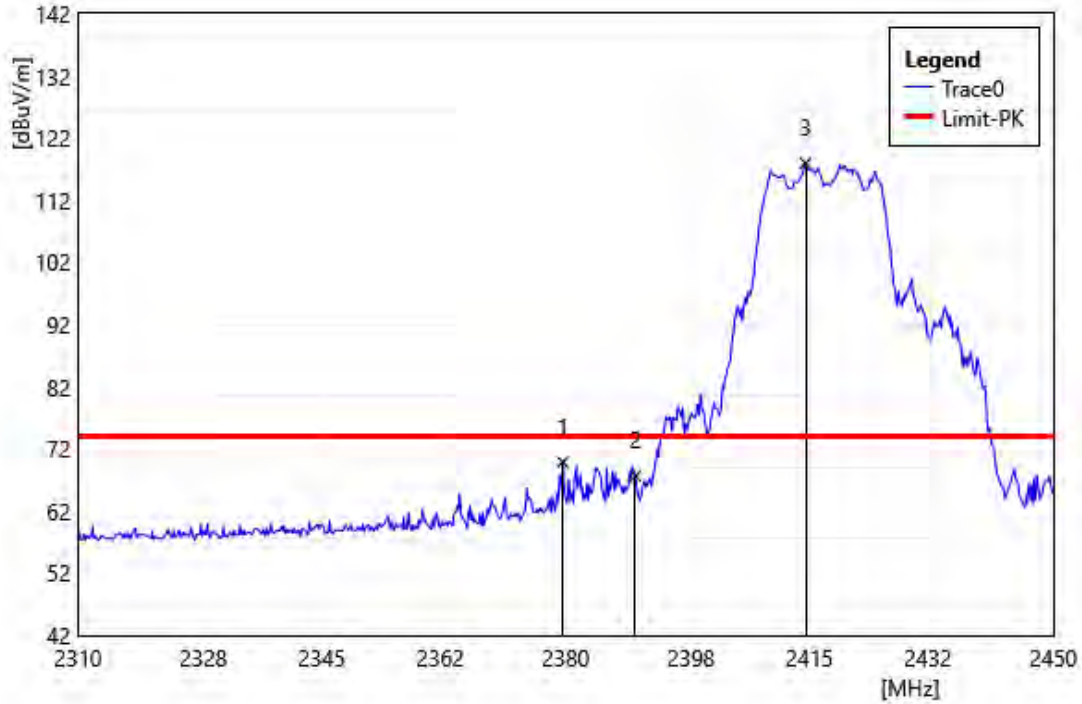
ID	Frequency MHz	Reading dBuV	Correct Factor dB/m	Result dBuV/m	Limit dBuV/m	Margin dB	Remark
1	2388.68	78.11	-4.93	73.18	74.00	-0.82	PEAK
2	2390.00	75.90	-4.94	70.96	74.00	-3.04	PEAK
3	2414.16	124.90	-5.01	119.89	74.00	45.89	PEAK

Test Site:	96603-WG	Standard:	Part 15.247
Test Mode:	802.11ac VHT20 2412 MHz		
Polarization:	Vertical		
Remark:			



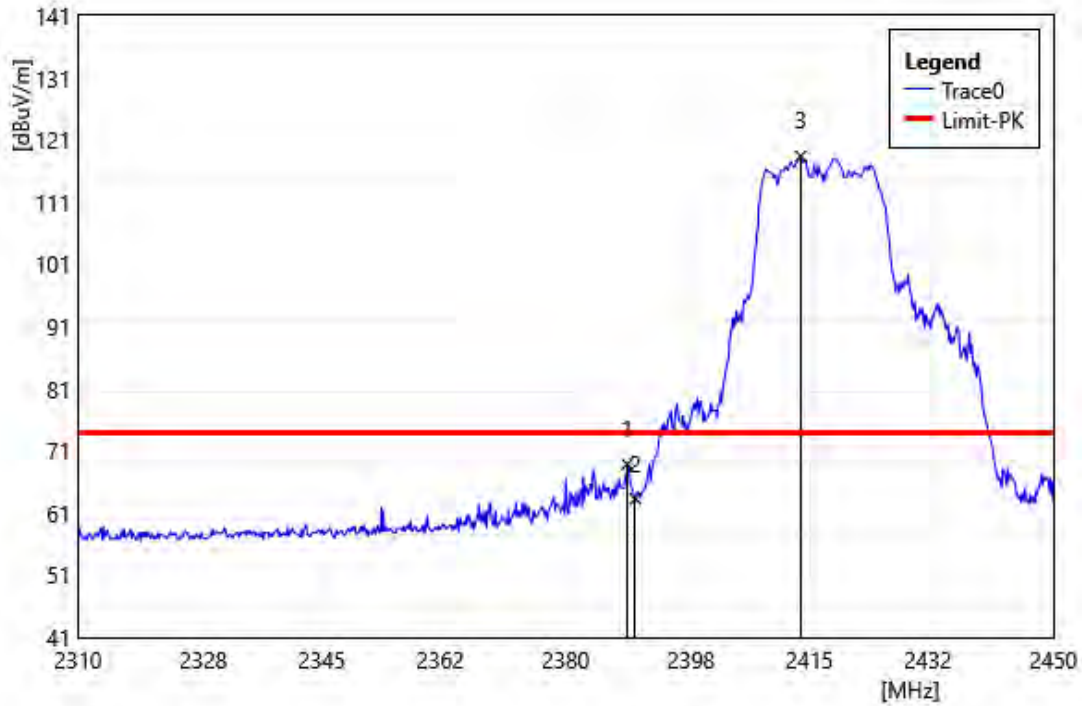
ID	Frequency MHz	Reading dBuV	Correct Factor dB/m	Result dBuV/m	Limit dBuV/m	Margin dB	Remark
1	2387.98	76.98	-4.92	72.06	74.00	-1.94	PEAK
2	2390.00	75.94	-4.94	71.00	74.00	-3.00	PEAK
3	2407.86	123.44	-5.03	118.41	74.00	44.41	PEAK

Test Site:	96603-WG	Standard:	Part 15.247
Test Mode:	802.11ac VHT20 2417 MHz		
Polarization:	Horizontal		
Remark:			



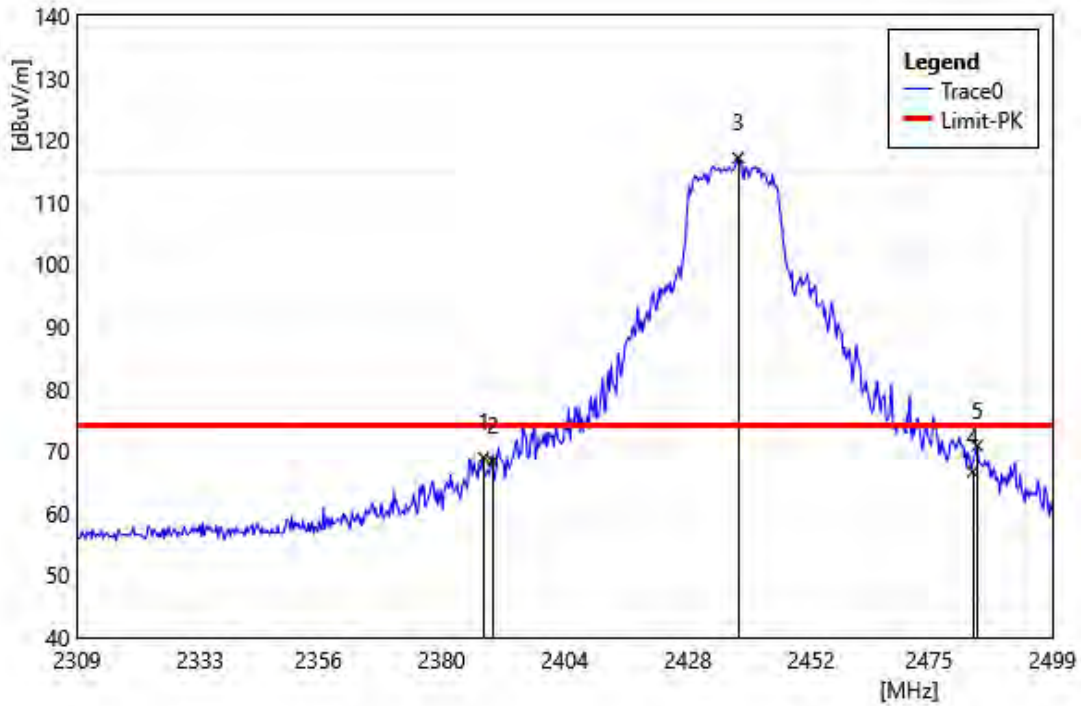
ID	Frequency MHz	Reading dBuV	Correct Factor dB/m	Result dBuV/m	Limit dBuV/m	Margin dB	Remark
1	2379.58	74.68	-4.79	69.89	74.00	-4.12	PEAK
2	2390.00	72.59	-4.94	67.65	74.00	-6.35	PEAK
3	2414.44	122.97	-5.00	117.97	74.00	43.97	PEAK

Test Site:	96603-WG	Standard:	Part 15.247
Test Mode:	802.11ac VHT20 2417 MHz		
Polarization:	Vertical		
Remark:			



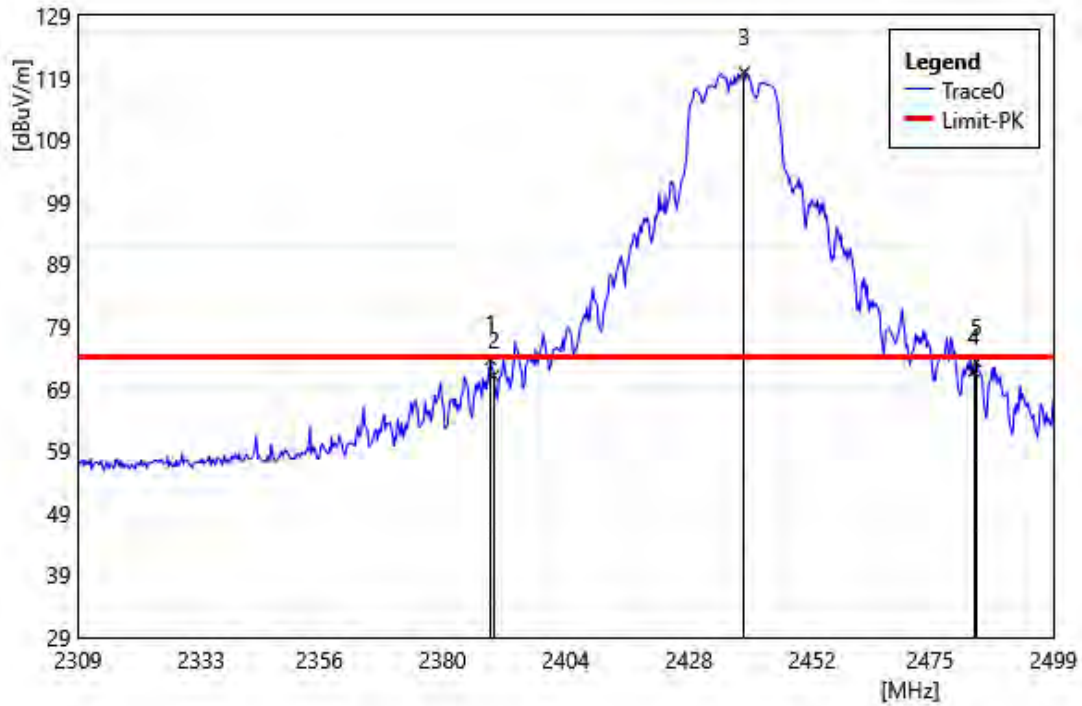
ID	Frequency MHz	Reading dBuV	Correct Factor dB/m	Result dBuV/m	Limit dBuV/m	Margin dB	Remark
1	2388.82	73.80	-4.93	68.87	74.00	-5.13	PEAK
2	2390.00	68.22	-4.94	63.28	74.00	-10.72	PEAK
3	2413.74	123.41	-5.00	118.41	74.00	44.41	PEAK

Test Site:	96603-WG	Standard:	Part 15.247
Test Mode:	802.11ac VHT20 2437 MHz		
Polarization:	Horizontal		
Remark:			



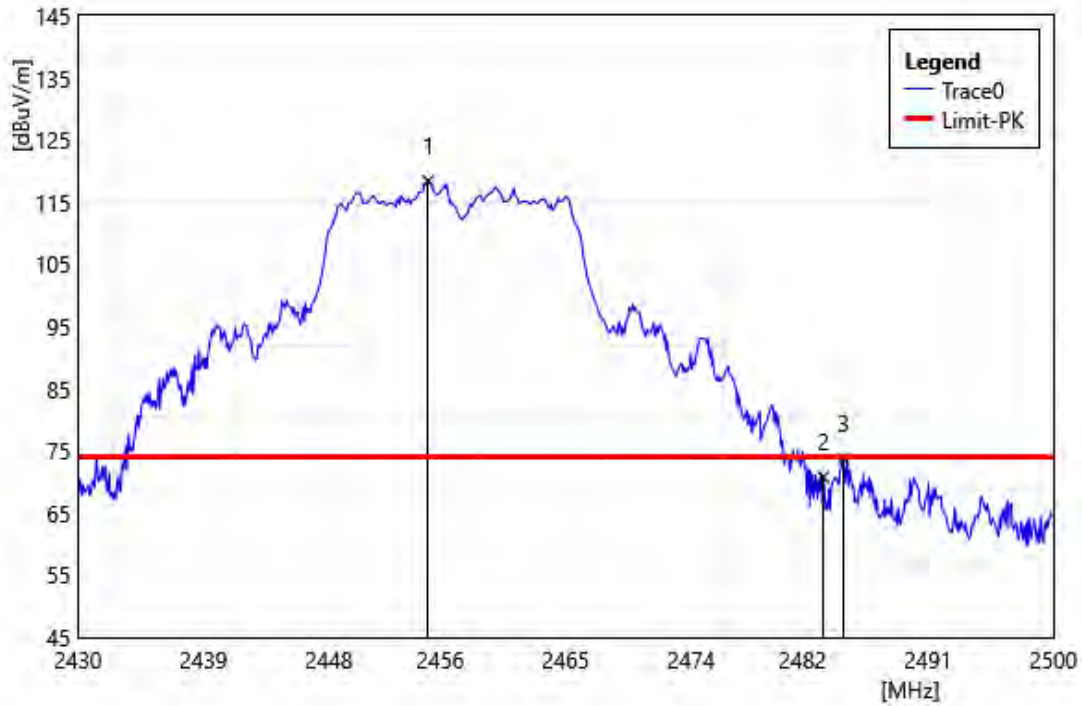
ID	Frequency MHz	Reading dBuV	Correct Factor dB/m	Result dBuV/m	Limit dBuV/m	Margin dB	Remark
1	2388.21	73.85	-4.93	68.92	74.00	-5.08	PEAK
2	2390.00	73.33	-4.94	68.39	74.00	-5.61	PEAK
3	2437.80	121.97	-4.85	117.12	74.00	43.12	PEAK
4	2483.50	71.60	-4.96	66.64	74.00	-7.36	PEAK
5	2484.35	75.81	-4.97	70.84	74.00	-3.16	PEAK

Test Site:	96603-WG	Standard:	Part 15.247
Test Mode:	802.11ac VHT20 2437 MHz		
Polarization:	Vertical		
Remark:			



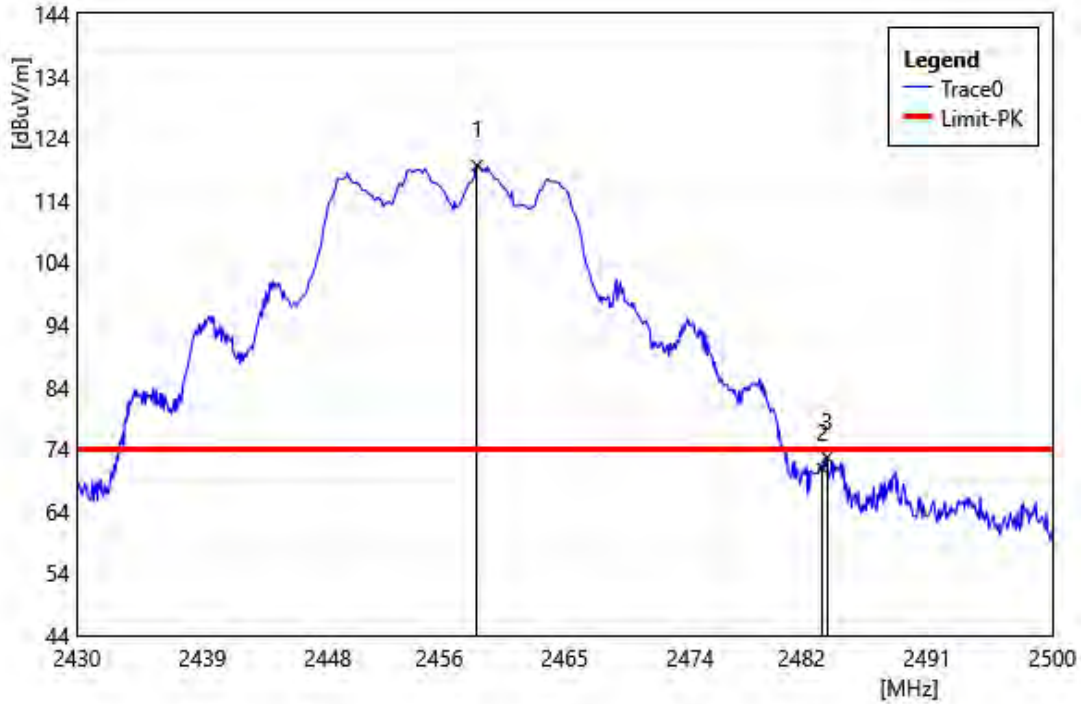
ID	Frequency MHz	Reading dBuV	Correct Factor dB/m	Result dBuV/m	Limit dBuV/m	Margin dB	Remark
1	2389.35	78.65	-4.94	73.71	74.00	-0.29	PEAK
2	2390.00	76.05	-4.94	71.11	74.00	-2.89	PEAK
3	2438.75	124.73	-4.85	119.88	74.00	45.88	PEAK
4	2483.50	76.75	-4.96	71.79	74.00	-2.21	PEAK
5	2483.97	78.25	-4.96	73.29	74.00	-0.71	PEAK

Test Site:	96603-WG	Standard:	Part 15.247
Test Mode:	802.11ac VHT20 2457 MHz		
Polarization:	Horizontal		
Remark:			



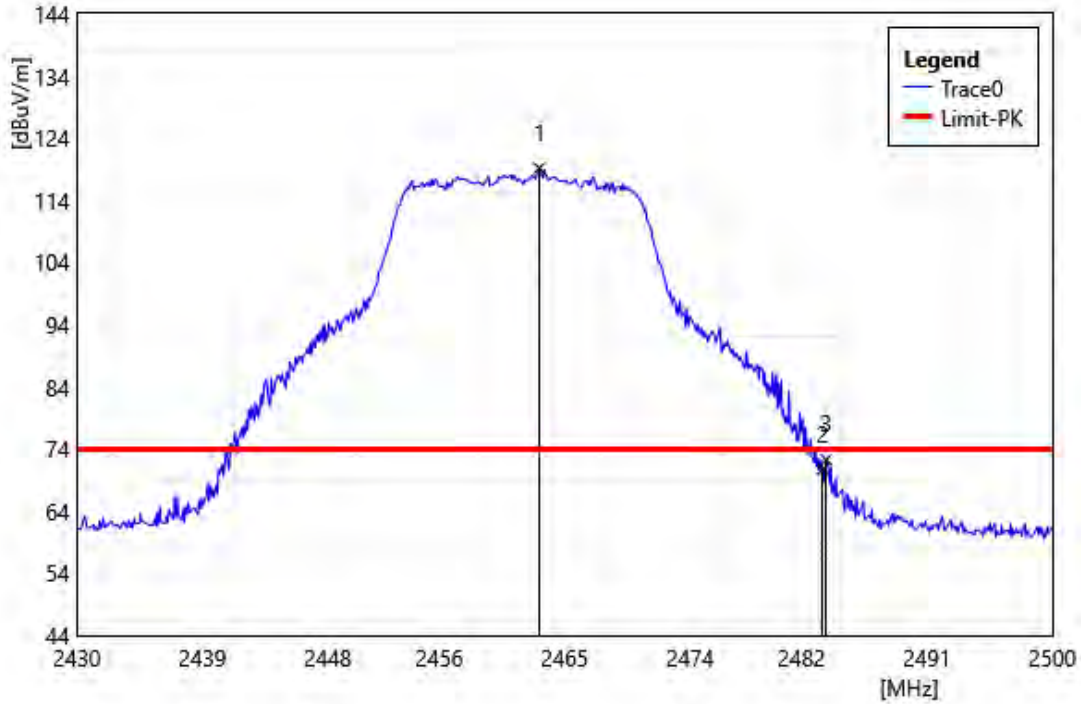
ID	Frequency MHz	Reading dBuV	Correct Factor dB/m	Result dBuV/m	Limit dBuV/m	Margin dB	Remark
1	2455.13	123.23	-4.80	118.43	74.00	44.43	PEAK
2	2483.50	75.70	-4.96	70.74	74.00	-3.26	PEAK
3	2484.95	78.76	-4.97	73.79	74.00	-0.22	PEAK

Test Site:	96603-WG	Standard:	Part 15.247
Test Mode:	802.11ac VHT20 2457 MHz		
Polarization:	Vertical		
Remark:			



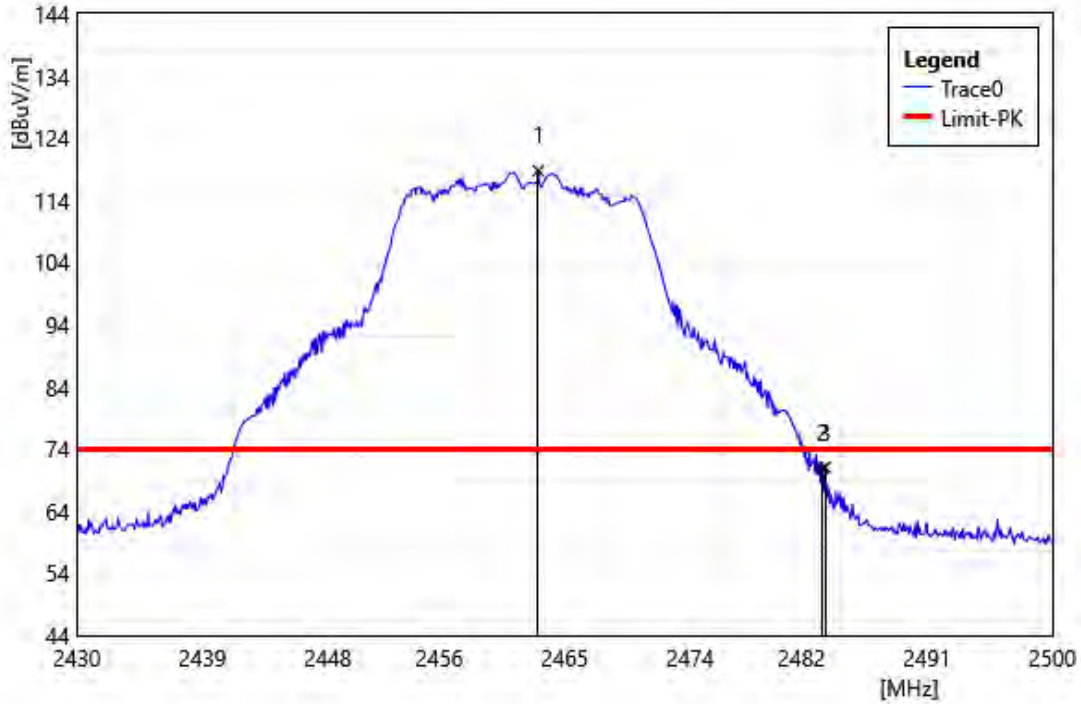
ID	Frequency MHz	Reading dBuV	Correct Factor dB/m	Result dBuV/m	Limit dBuV/m	Margin dB	Remark
1	2458.70	124.39	-4.82	119.57	74.00	45.57	PEAK
2	2483.50	75.85	-4.96	70.89	74.00	-3.11	PEAK
3	2483.83	77.57	-4.96	72.61	74.00	-1.39	PEAK

Test Site:	96603-WG	Standard:	Part 15.247
Test Mode:	802.11ac VHT20 2462 MHz		
Polarization:	Horizontal		
Remark:			



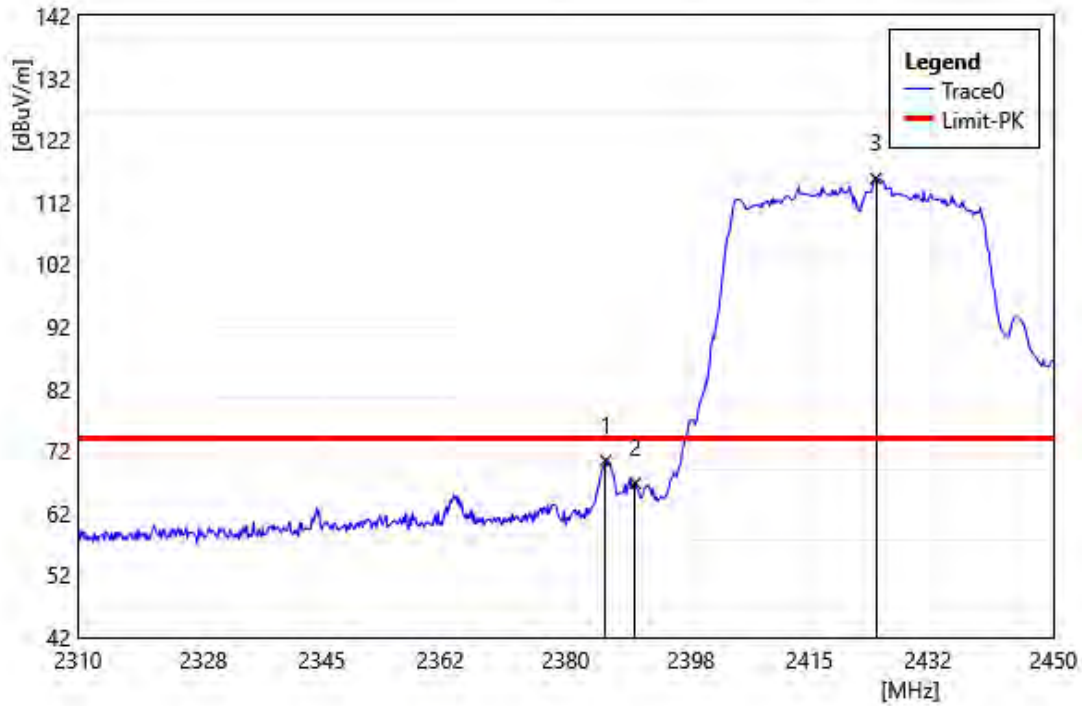
ID	Frequency MHz	Reading dBuV	Correct Factor dB/m	Result dBuV/m	Limit dBuV/m	Margin dB	Remark
1	2463.18	124.00	-4.85	119.15	74.00	45.15	PEAK
2	2483.50	75.61	-4.96	70.65	74.00	-3.35	PEAK
3	2483.76	77.20	-4.96	72.24	74.00	-1.76	PEAK

Test Site:	96603-WG	Standard:	Part 15.247
Test Mode:	802.11ac VHT20 2462 MHz		
Polarization:	Vertical		
Remark:			



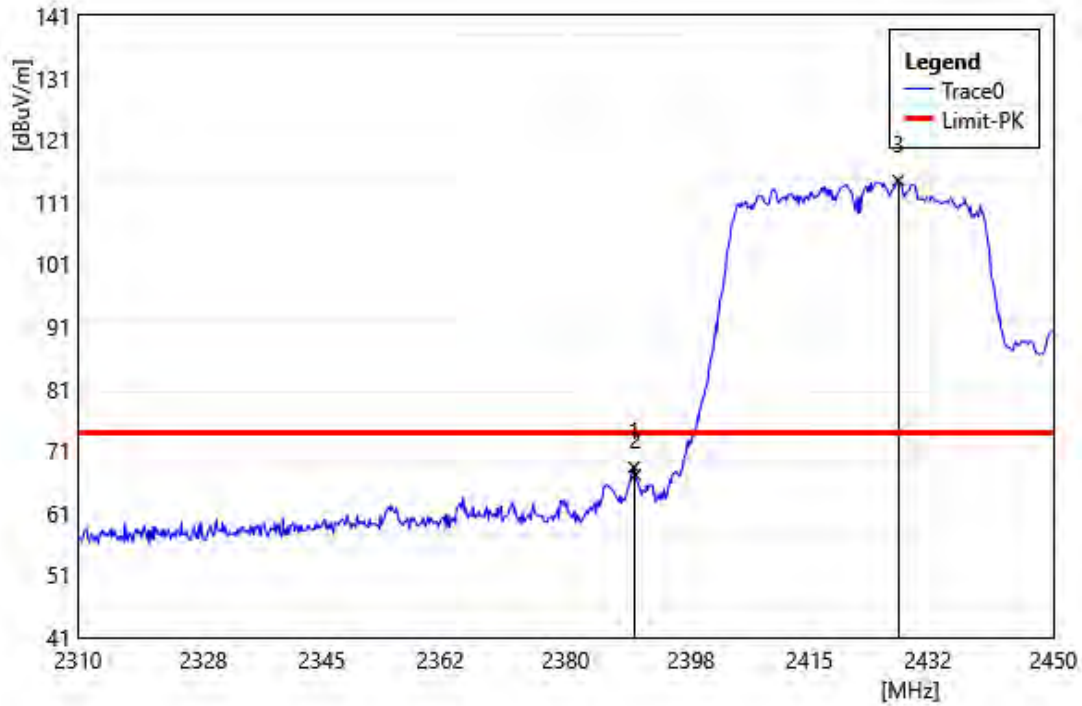
ID	Frequency MHz	Reading dBuV	Correct Factor dB/m	Result dBuV/m	Limit dBuV/m	Margin dB	Remark
1	2463.11	123.60	-4.85	118.75	74.00	44.75	PEAK
2	2483.50	75.88	-4.96	70.92	74.00	-3.08	PEAK
3	2483.69	75.97	-4.96	71.01	74.00	-2.99	PEAK

Test Site:	96603-WG	Standard:	Part 15.247
Test Mode:	802.11ac VHT40 2422 MHz		
Polarization:	Horizontal		
Remark:			



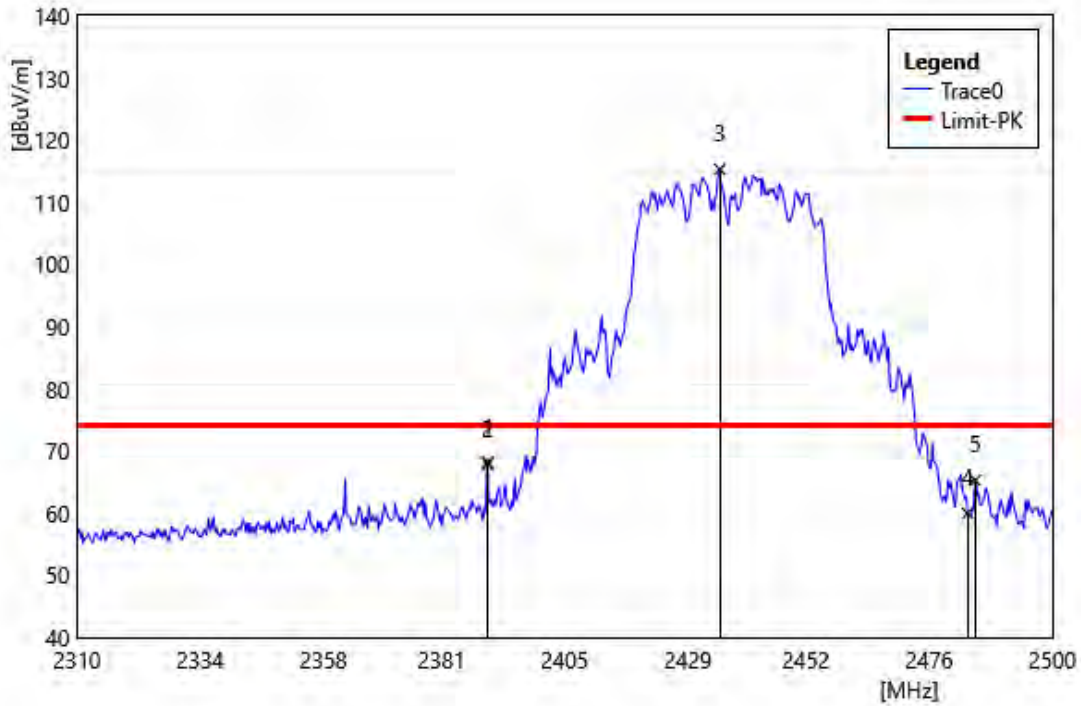
ID	Frequency MHz	Reading dBuV	Correct Factor dB/m	Result dBuV/m	Limit dBuV/m	Margin dB	Remark
1	2385.74	75.36	-4.89	70.47	74.00	-3.53	PEAK
2	2390.00	71.75	-4.94	66.81	74.00	-7.19	PEAK
3	2424.52	120.72	-4.93	115.79	74.00	41.79	PEAK

Test Site:	96603-WG	Standard:	Part 15.247
Test Mode:	802.11ac VHT40 2422 MHz		
Polarization:	Vertical		
Remark:			



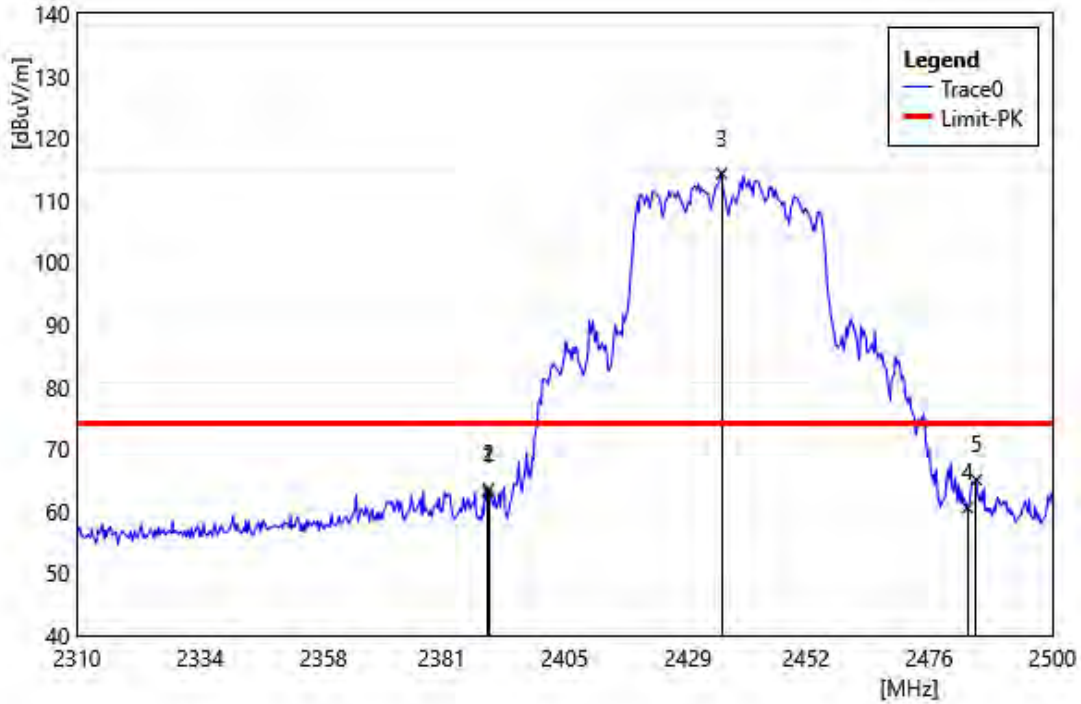
ID	Frequency MHz	Reading dBuV	Correct Factor dB/m	Result dBuV/m	Limit dBuV/m	Margin dB	Remark
1	2389.80	73.33	-4.95	68.38	74.00	-5.62	PEAK
2	2390.00	72.07	-4.94	67.13	74.00	-6.87	PEAK
3	2427.74	119.41	-4.91	114.50	74.00	40.50	PEAK

Test Site:	96603-WG	Standard:	Part 15.247
Test Mode:	802.11ac VHT40 2437 MHz		
Polarization:	Horizontal		
Remark:			



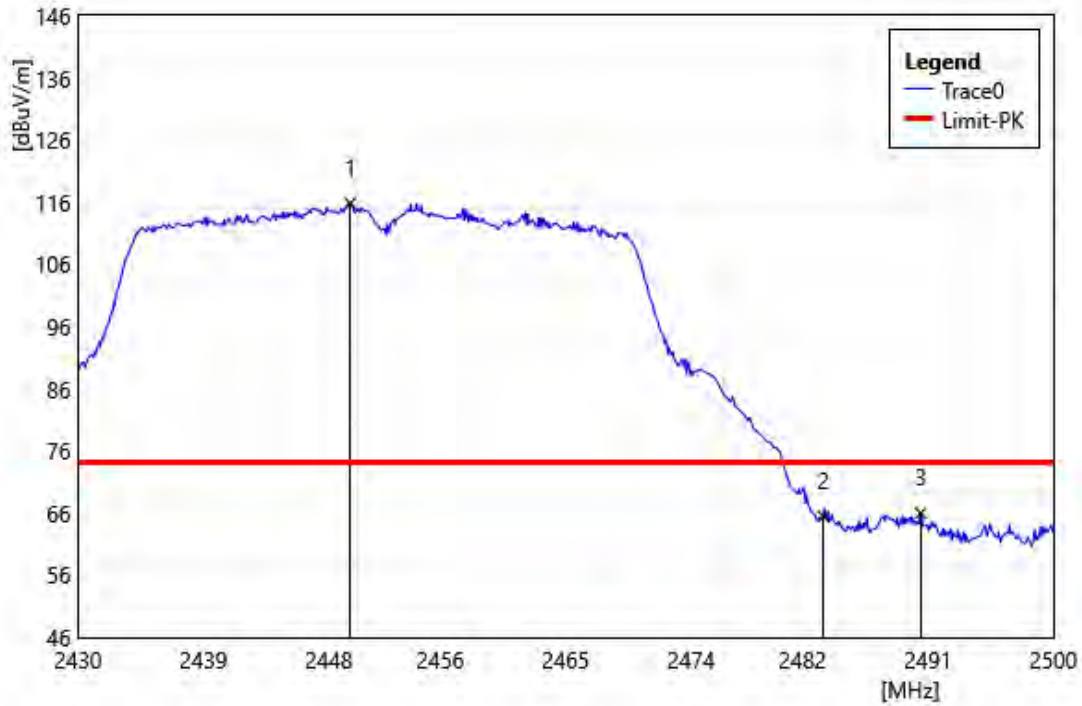
ID	Frequency MHz	Reading dBuV	Correct Factor dB/m	Result dBuV/m	Limit dBuV/m	Margin dB	Remark
1	2389.99	73.14	-4.94	68.20	74.00	-5.80	PEAK
2	2390.00	72.80	-4.94	67.86	74.00	-6.15	PEAK
3	2435.21	120.15	-4.87	115.28	74.00	41.28	PEAK
4	2483.50	64.91	-4.96	59.95	74.00	-14.05	PEAK
5	2484.99	70.26	-4.97	65.29	74.00	-8.71	PEAK

Test Site:	96603-WG	Standard:	Part 15.247
Test Mode:	802.11ac VHT40 2437 MHz		
Polarization:	Vertical		
Remark:			



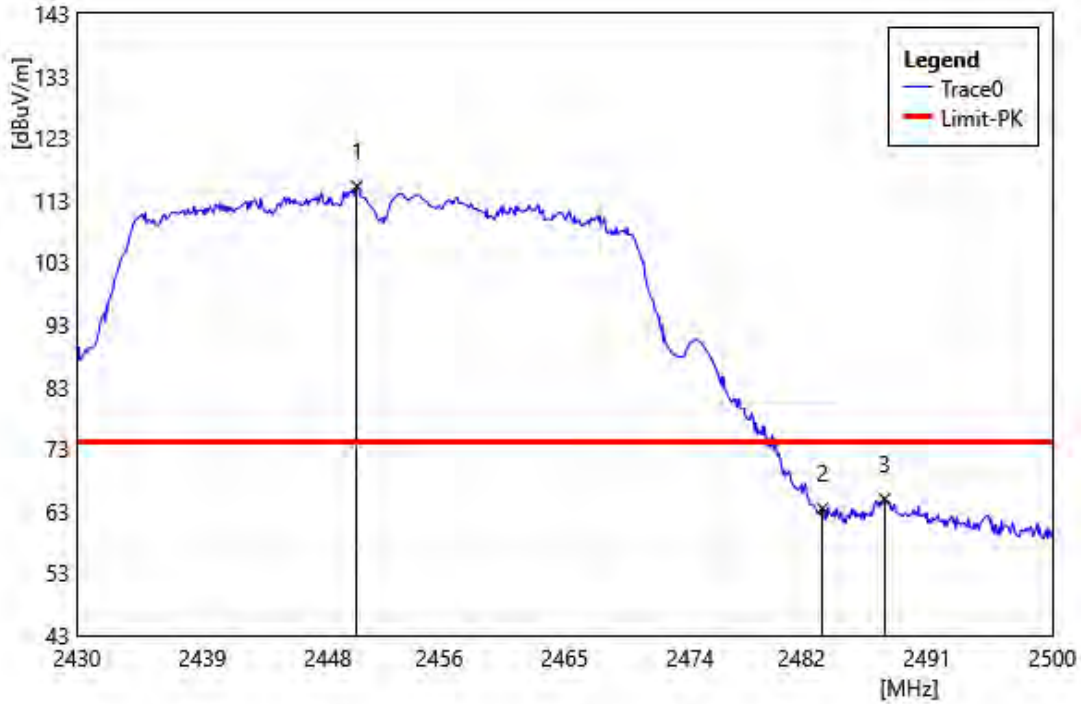
ID	Frequency MHz	Reading dBuV	Correct Factor dB/m	Result dBuV/m	Limit dBuV/m	Margin dB	Remark
1	2390.00	68.16	-4.94	63.22	74.00	-10.78	PEAK
2	2390.18	68.45	-4.94	63.51	74.00	-10.49	PEAK
3	2435.59	119.17	-4.87	114.30	74.00	40.30	PEAK
4	2483.50	65.47	-4.96	60.51	74.00	-13.49	PEAK
5	2485.18	70.00	-4.97	65.03	74.00	-8.97	PEAK

Test Site:	96603-WG	Standard:	Part 15.247
Test Mode:	802.11ac VHT40 2452 MHz		
Polarization:	Horizontal		
Remark:			



ID	Frequency MHz	Reading dBuV	Correct Factor dB/m	Result dBuV/m	Limit dBuV/m	Margin dB	Remark
1	2449.53	120.60	-4.78	115.82	74.00	41.82	PEAK
2	2483.50	70.41	-4.96	65.45	74.00	-8.55	PEAK
3	2490.48	71.01	-5.00	66.01	74.00	-7.99	PEAK

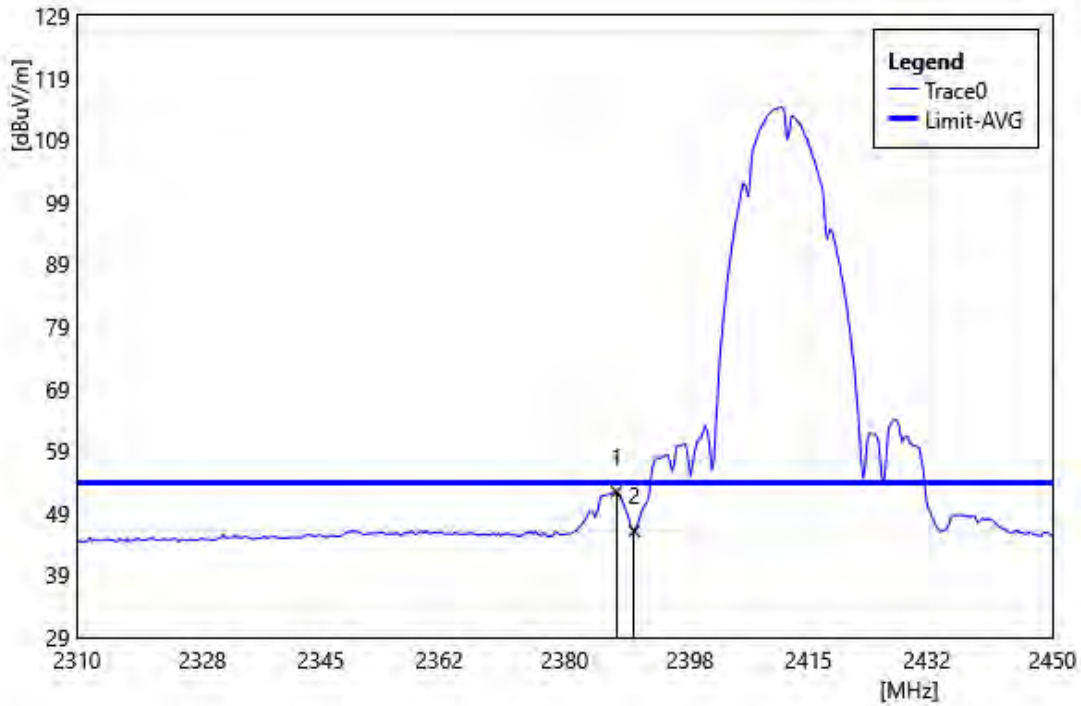
Test Site:	96603-WG	Standard:	Part 15.247
Test Mode:	802.11ac VHT40 2452 MHz		
Polarization:	Vertical		
Remark:			



ID	Frequency MHz	Reading dBuV	Correct Factor dB/m	Result dBuV/m	Limit dBuV/m	Margin dB	Remark
1	2450.09	120.02	-4.77	115.25	74.00	41.25	PEAK
2	2483.50	68.40	-4.96	63.44	74.00	-10.56	PEAK
3	2487.96	69.96	-4.99	64.97	74.00	-9.03	PEAK

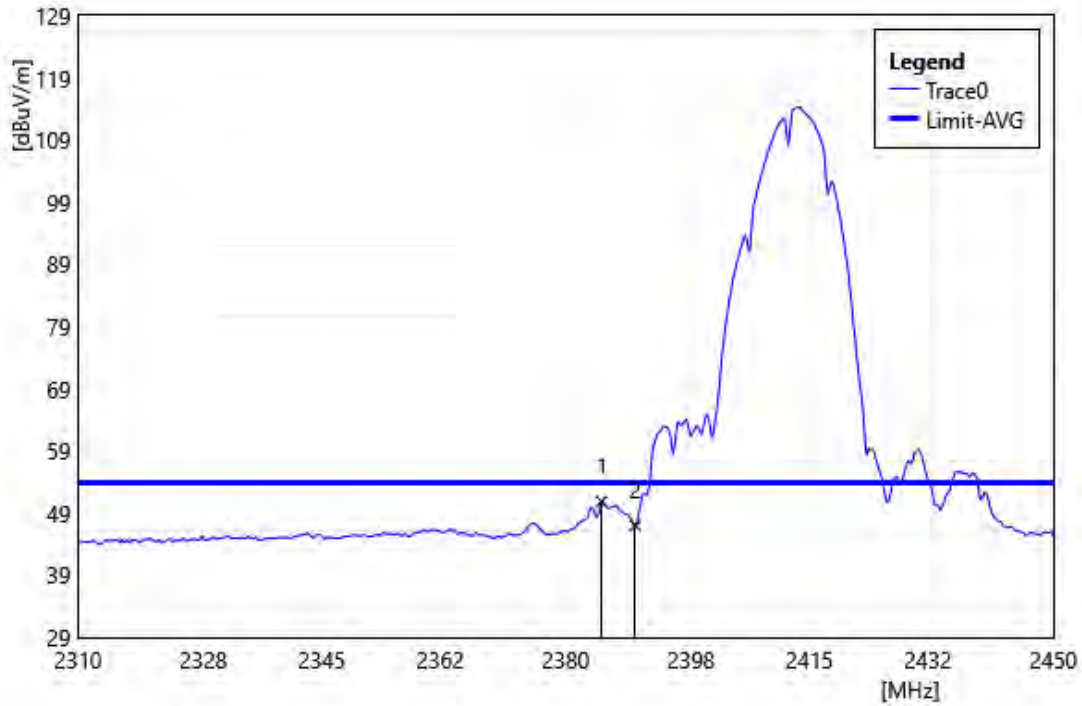
Average

Test Site:	96603-WG	Standard:	Part 15.247
Test Mode:	802.11b 2412 MHz		
Polarization:	Horizontal		
Remark:			



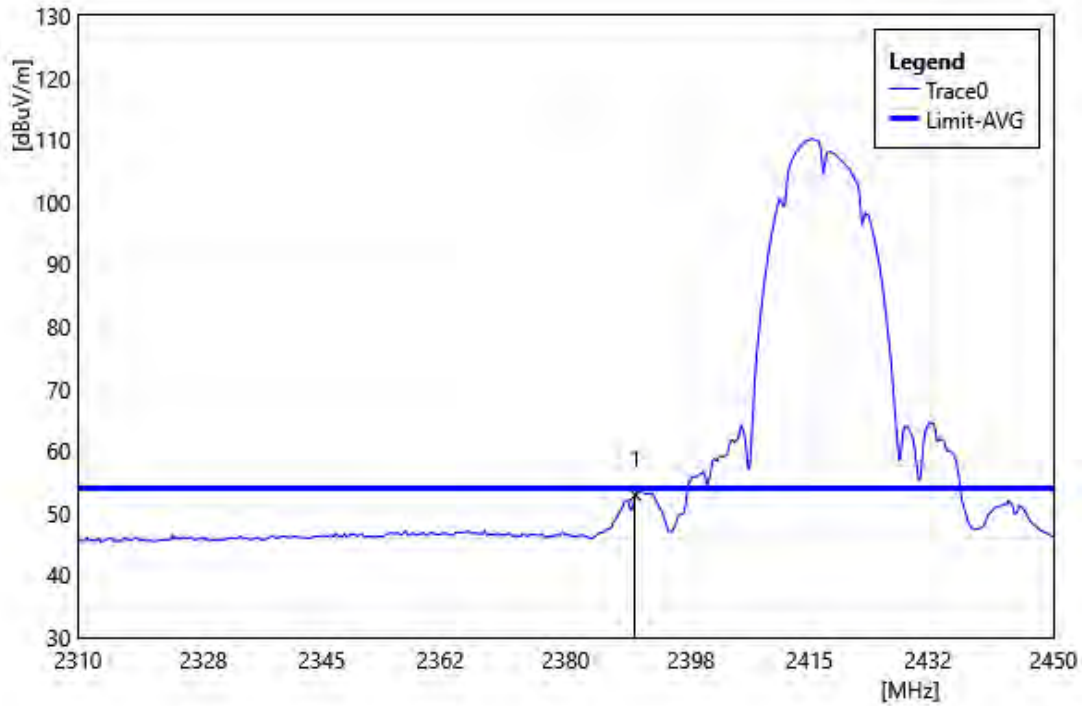
ID	Frequency MHz	Reading dBuV	Correct Factor dB/m	Result dBuV/m	Limit dBuV/m	Margin dB	Remark
1	2387.42	57.34	-4.91	52.43	54.00	-1.57	AVG
2	2390.00	51.03	-4.94	46.09	54.00	-7.91	AVG

Test Site:	96603-WG	Standard:	Part 15.247
Test Mode:	802.11b 2412 MHz		
Polarization:	Vertical		
Remark:			



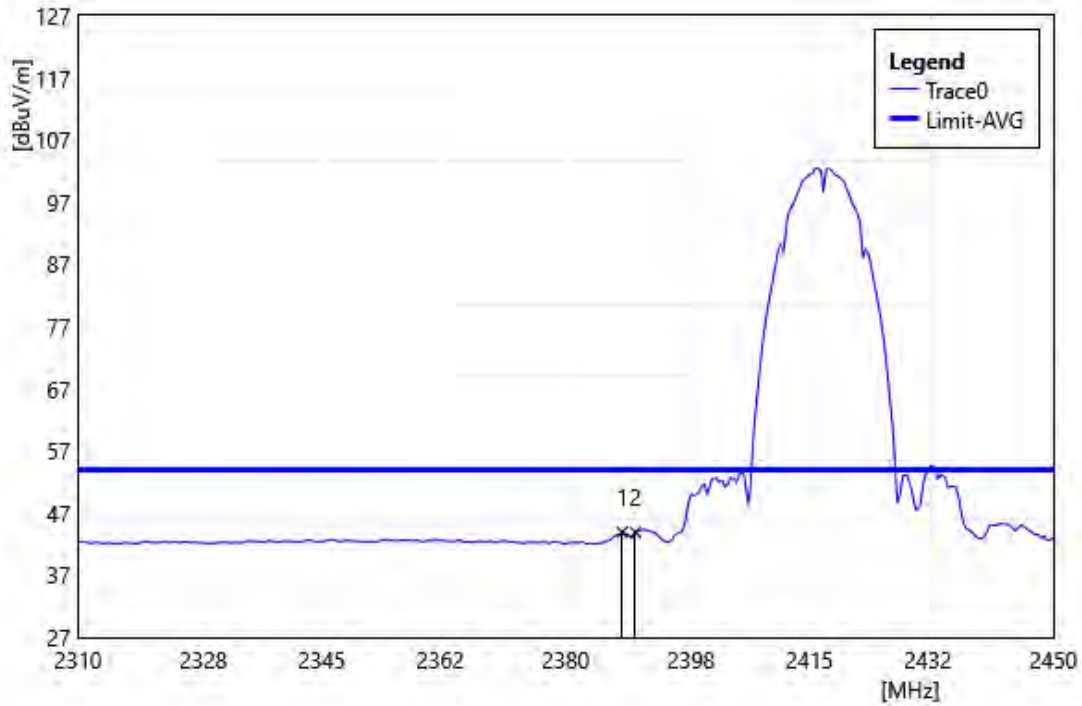
ID	Frequency MHz	Reading dBuV	Correct Factor dB/m	Result dBuV/m	Limit dBuV/m	Margin dB	Remark
1	2385.18	55.74	-4.88	50.86	54.00	-3.14	AVG
2	2390.00	51.96	-4.94	47.02	54.00	-6.98	AVG

Test Site:	96603-WG	Standard:	Part 15.247
Test Mode:	802.11b 2417 MHz		
Polarization:	Horizontal		
Remark:			



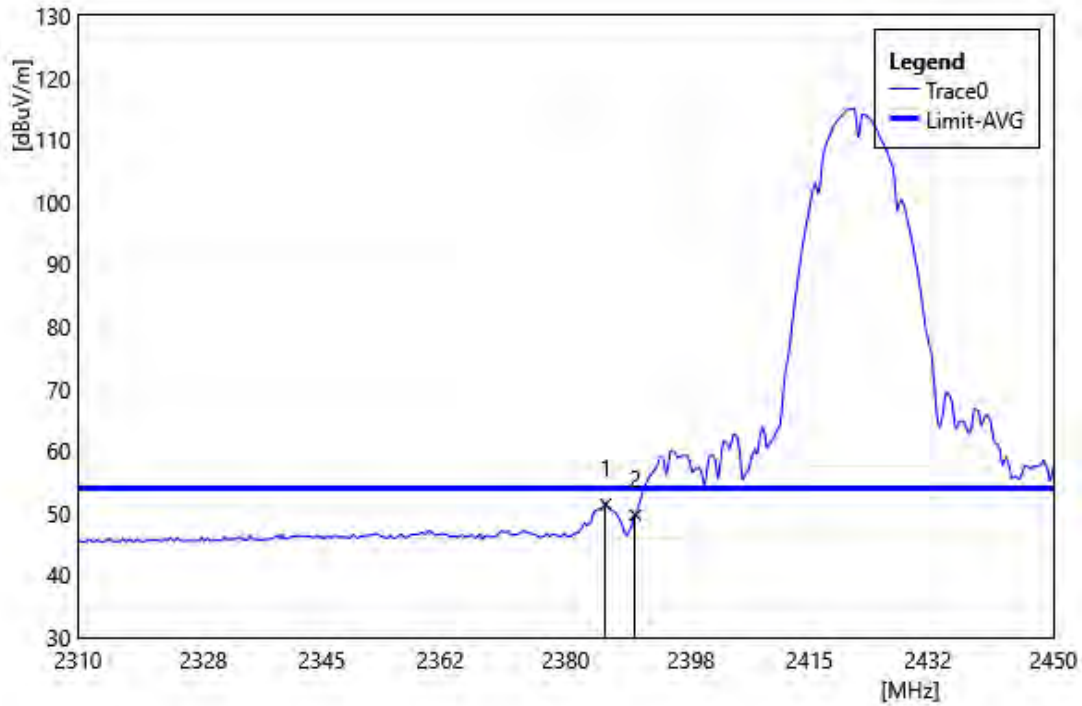
ID	Frequency MHz	Reading dBuV	Correct Factor dB/m	Result dBuV/m	Limit dBuV/m	Margin dB	Remark
1	2390.00	57.83	-4.94	52.89	54.00	-1.11	AVG

Test Site:	96603-WG	Standard:	Part 15.247
Test Mode:	802.11b 2417 MHz		
Polarization:	Vertical		
Remark:			



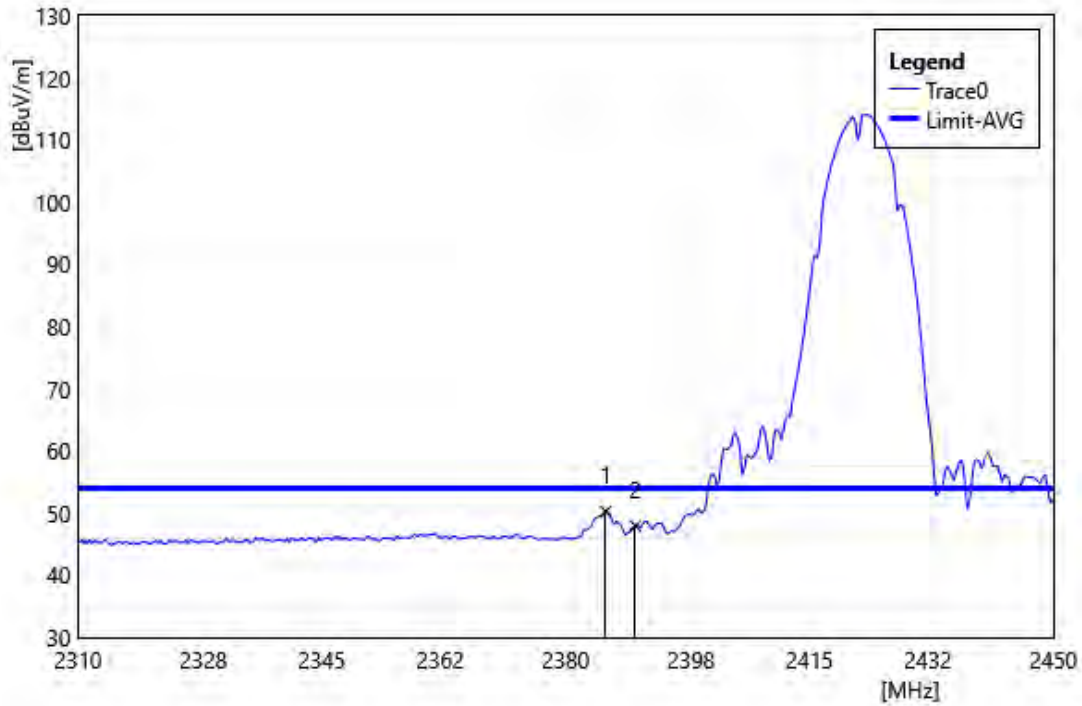
ID	Frequency MHz	Reading dBuV	Correct Factor dB/m	Result dBuV/m	Limit dBuV/m	Margin dB	Remark
1	2388.12	48.84	-4.92	43.92	54.00	-10.08	AVG
2	2390.00	48.86	-4.94	43.92	54.00	-10.08	AVG

Test Site:	96603-WG	Standard:	Part 15.247
Test Mode:	802.11b 2422 MHz		
Polarization:	Horizontal		
Remark:			



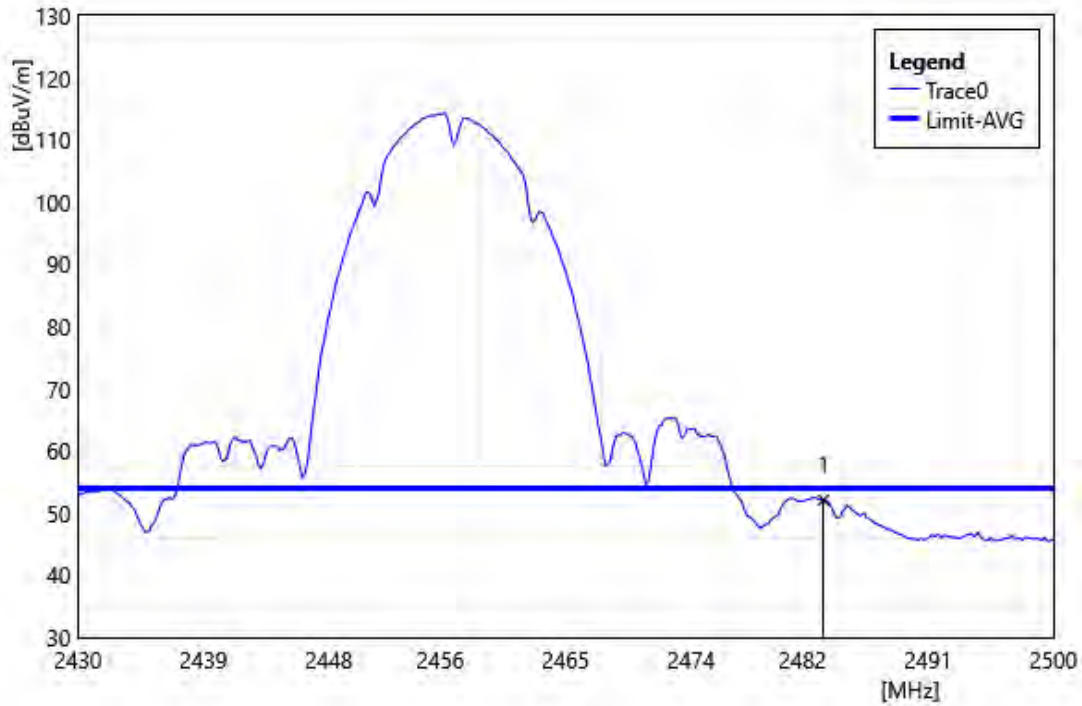
ID	Frequency MHz	Reading dBuV	Correct Factor dB/m	Result dBuV/m	Limit dBuV/m	Margin dB	Remark
1	2385.74	56.31	-4.89	51.42	54.00	-2.58	AVG
2	2390.00	54.66	-4.94	49.72	54.00	-4.28	AVG

Test Site:	96603-WG	Standard:	Part 15.247
Test Mode:	802.11b 2422 MHz		
Polarization:	Vertical		
Remark:			



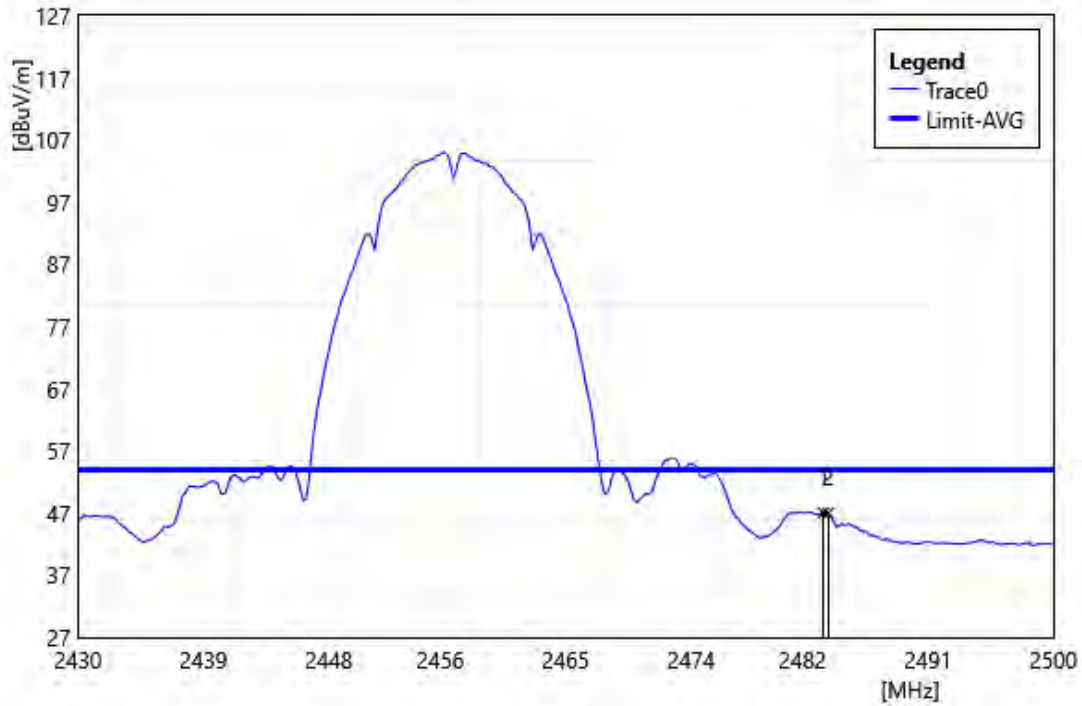
ID	Frequency MHz	Reading dBuV	Correct Factor dB/m	Result dBuV/m	Limit dBuV/m	Margin dB	Remark
1	2385.74	55.15	-4.89	50.26	54.00	-3.74	AVG
2	2390.00	52.90	-4.94	47.96	54.00	-6.04	AVG

Test Site:	96603-WG	Standard:	Part 15.247
Test Mode:	802.11b 2457 MHz		
Polarization:	Horizontal		
Remark:			



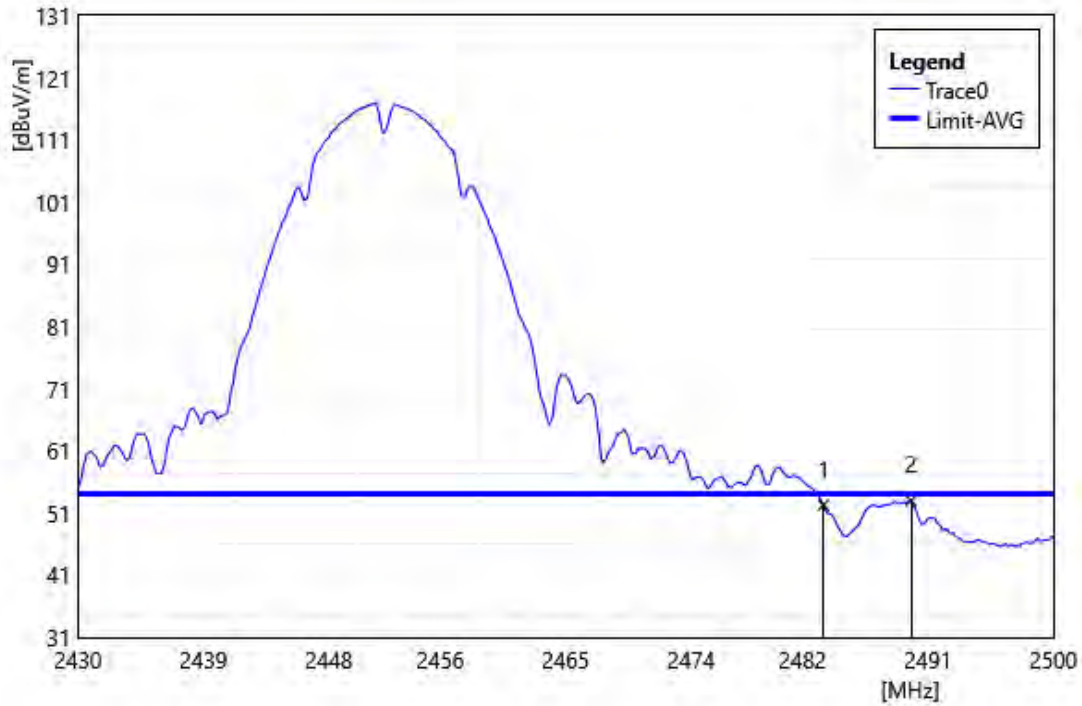
ID	Frequency MHz	Reading dBuV	Correct Factor dB/m	Result dBuV/m	Limit dBuV/m	Margin dB	Remark
1	2483.50	57.07	-4.96	52.11	54.00	-1.89	AVG

Test Site:	96603-WG	Standard:	Part 15.247
Test Mode:	802.11b 2457 MHz		
Polarization:	Vertical		
Remark:			



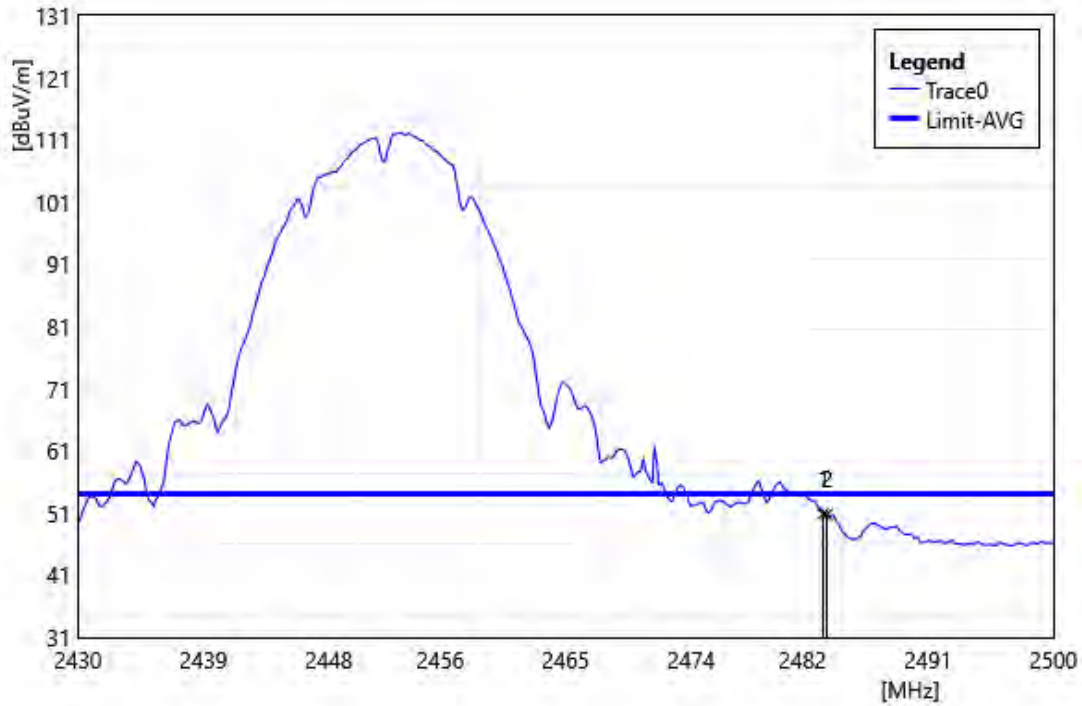
ID	Frequency MHz	Reading dBuV	Correct Factor dB/m	Result dBuV/m	Limit dBuV/m	Margin dB	Remark
1	2483.50	51.98	-4.96	47.02	54.00	-6.98	AVG
2	2483.83	51.92	-4.96	46.96	54.00	-7.04	AVG

Test Site:	96603-WG	Standard:	Part 15.247
Test Mode:	802.11b 2452 MHz		
Polarization:	Horizontal		
Remark:			



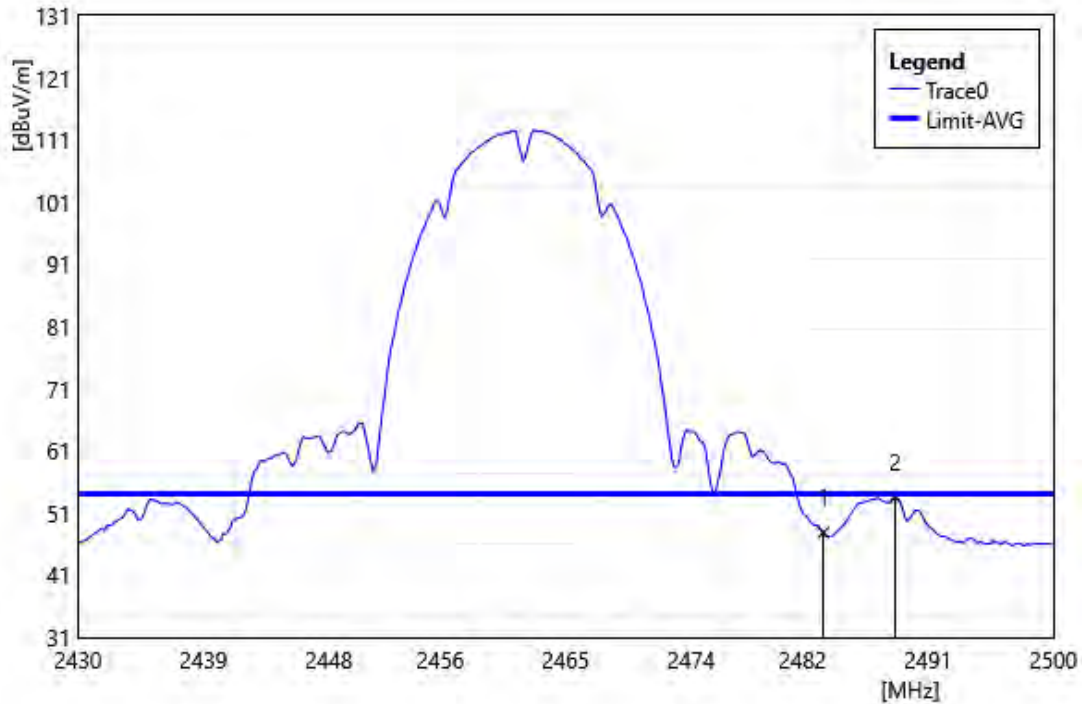
ID	Frequency MHz	Reading dBuV	Correct Factor dB/m	Result dBuV/m	Limit dBuV/m	Margin dB	Remark
1	2483.50	57.21	-4.96	52.25	54.00	-1.75	AVG
2	2489.78	58.00	-5.00	53.00	54.00	-1.00	AVG

Test Site:	96603-WG	Standard:	Part 15.247
Test Mode:	802.11b 2452 MHz		
Polarization:	Vertical		
Remark:			



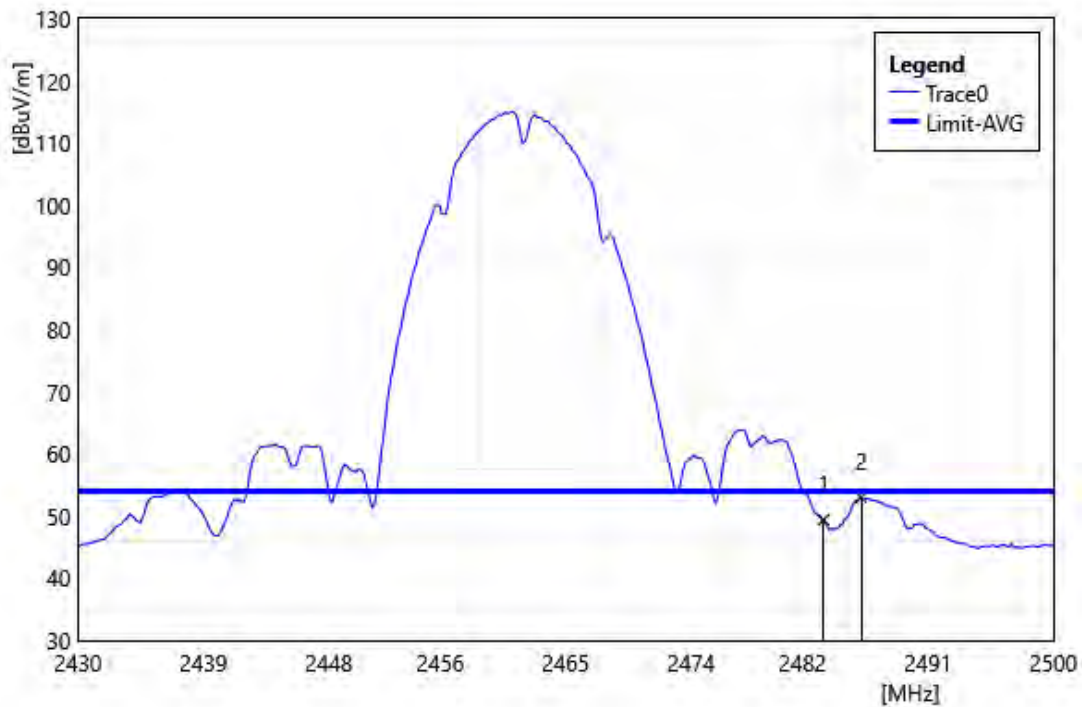
ID	Frequency MHz	Reading dBuV	Correct Factor dB/m	Result dBuV/m	Limit dBuV/m	Margin dB	Remark
1	2483.50	55.82	-4.96	50.86	54.00	-3.14	AVG
2	2483.76	55.75	-4.96	50.79	54.00	-3.21	AVG

Test Site:	96603-WG	Standard:	Part 15.247
Test Mode:	802.11b 2462 MHz		
Polarization:	Horizontal		
Remark:			



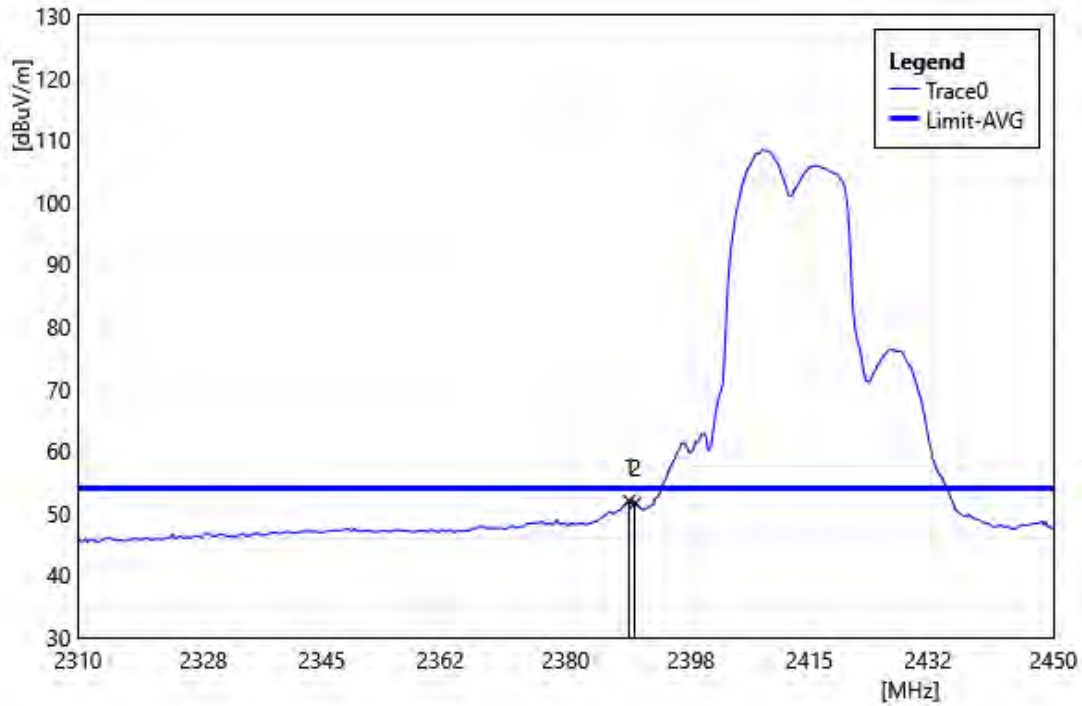
ID	Frequency MHz	Reading dBuV	Correct Factor dB/m	Result dBuV/m	Limit dBuV/m	Margin dB	Remark
1	2483.50	52.84	-4.96	47.88	54.00	-6.12	AVG
2	2488.66	58.55	-4.99	53.56	54.00	-0.44	AVG

Test Site:	96603-WG	Standard:	Part 15.247
Test Mode:	802.11b 2462 MHz		
Polarization:	Vertical		
Remark:			



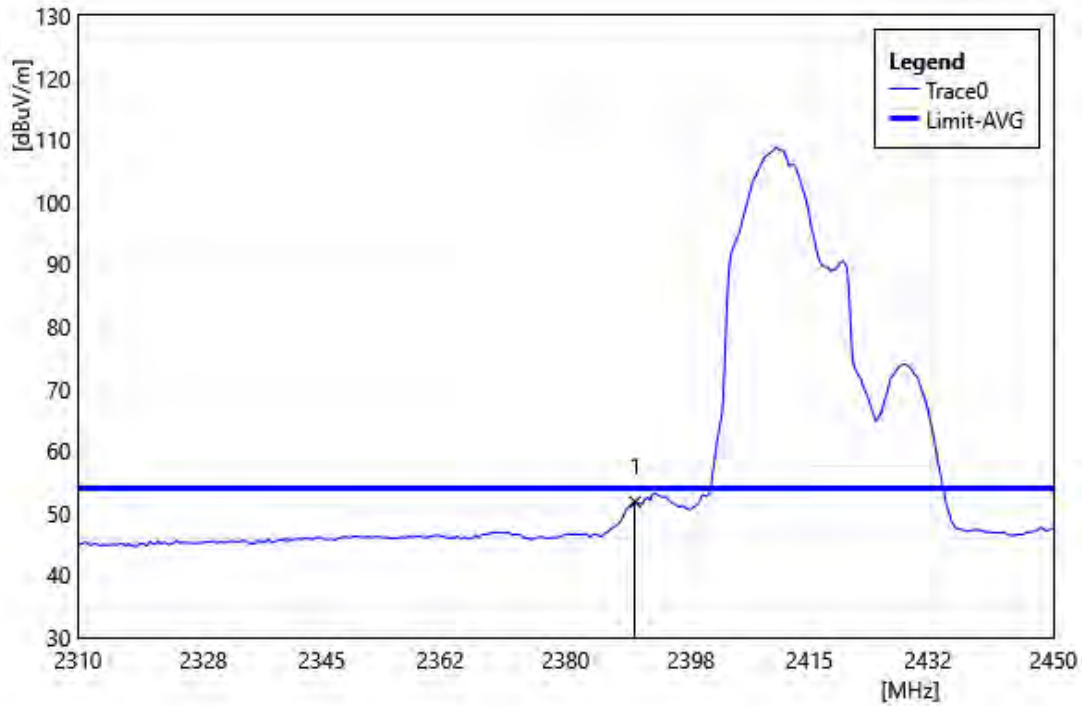
ID	Frequency MHz	Reading dBuV	Correct Factor dB/m	Result dBuV/m	Limit dBuV/m	Margin dB	Remark
1	2483.50	54.34	-4.96	49.38	54.00	-4.62	AVG
2	2486.21	58.00	-4.98	53.02	54.00	-0.98	AVG

Test Site:	96603-WG	Standard:	Part 15.247
Test Mode:	802.11g 2412 MHz		
Polarization:	Horizontal		
Remark:			



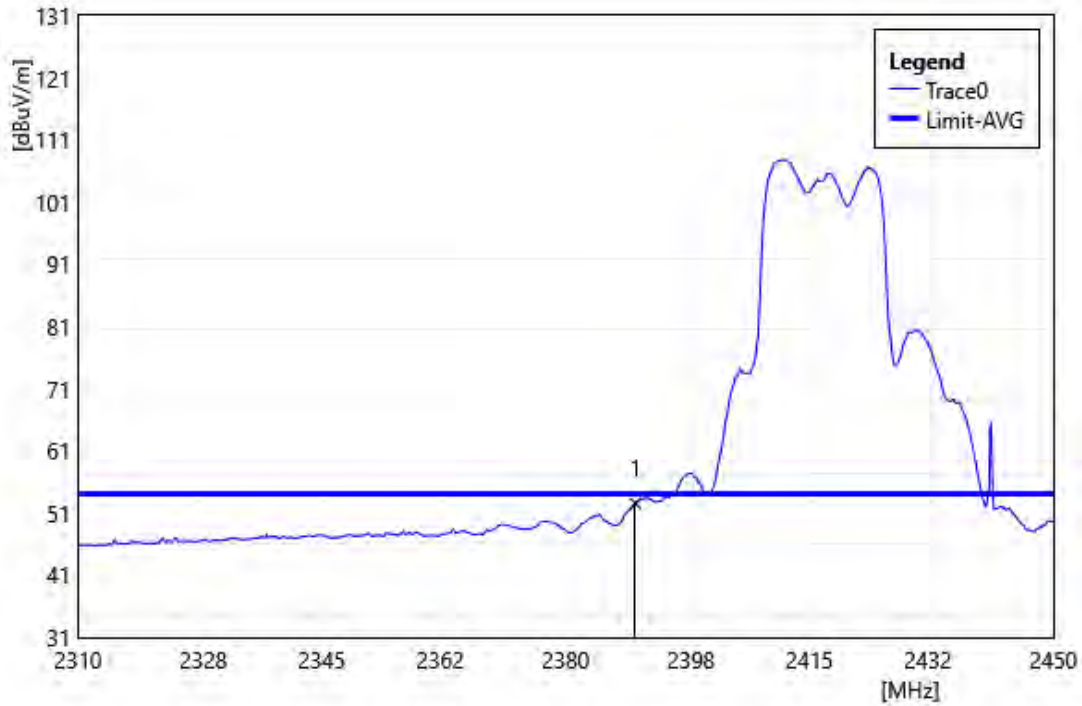
ID	Frequency MHz	Reading dBuV	Correct Factor dB/m	Result dBuV/m	Limit dBuV/m	Margin dB	Remark
1	2389.10	56.92	-4.94	51.98	54.00	-2.02	AVG
2	2390.00	56.54	-4.94	51.60	54.00	-2.40	AVG

Test Site:	96603-WG	Standard:	Part 15.247
Test Mode:	802.11g 2412 MHz		
Polarization:	Vertical		
Remark:			



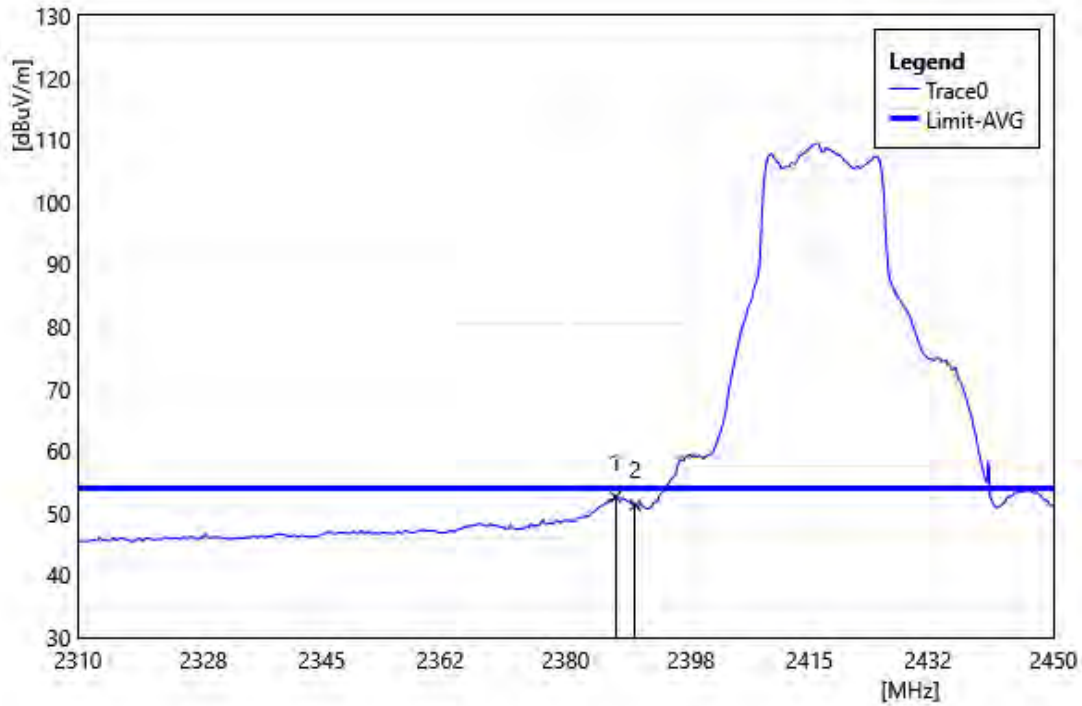
ID	Frequency MHz	Reading dBuV	Correct Factor dB/m	Result dBuV/m	Limit dBuV/m	Margin dB	Remark
1	2390.00	56.74	-4.94	51.80	54.00	-2.20	AVG

Test Site:	96603-WG	Standard:	Part 15.247
Test Mode:	802.11g 2417 MHz		
Polarization:	Horizontal		
Remark:			



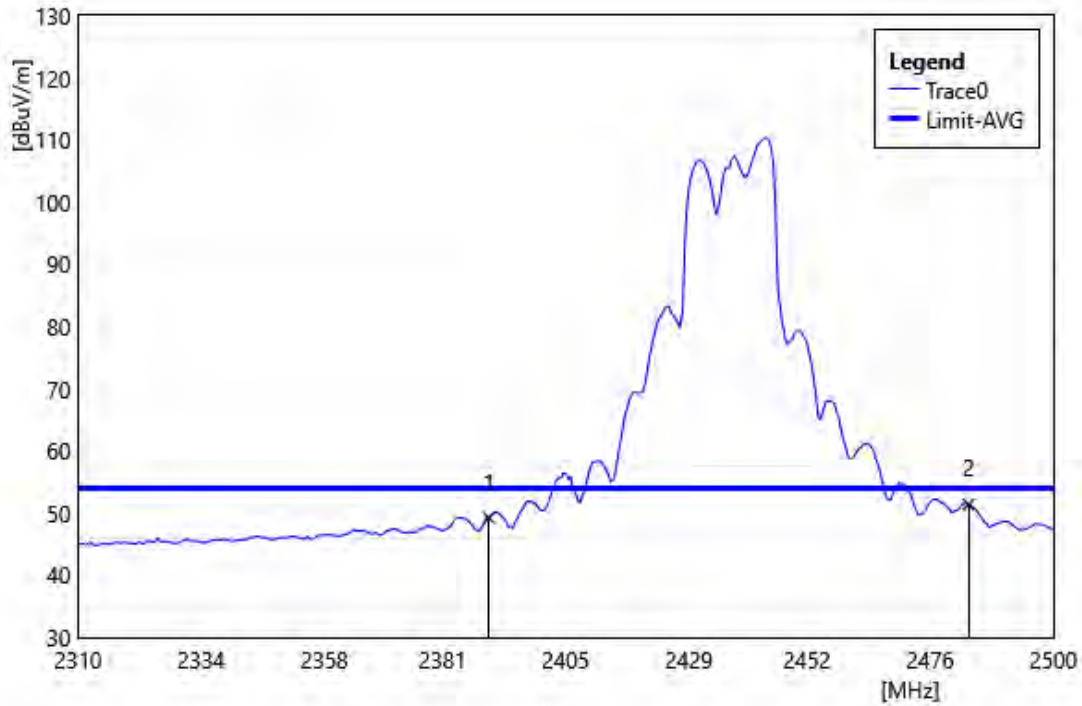
ID	Frequency MHz	Reading dBuV	Correct Factor dB/m	Result dBuV/m	Limit dBuV/m	Margin dB	Remark
1	2390.00	57.49	-4.94	52.55	54.00	-1.45	AVG

Test Site:	96603-WG	Standard:	Part 15.247
Test Mode:	802.11g 2417 MHz		
Polarization:	Vertical		
Remark:			



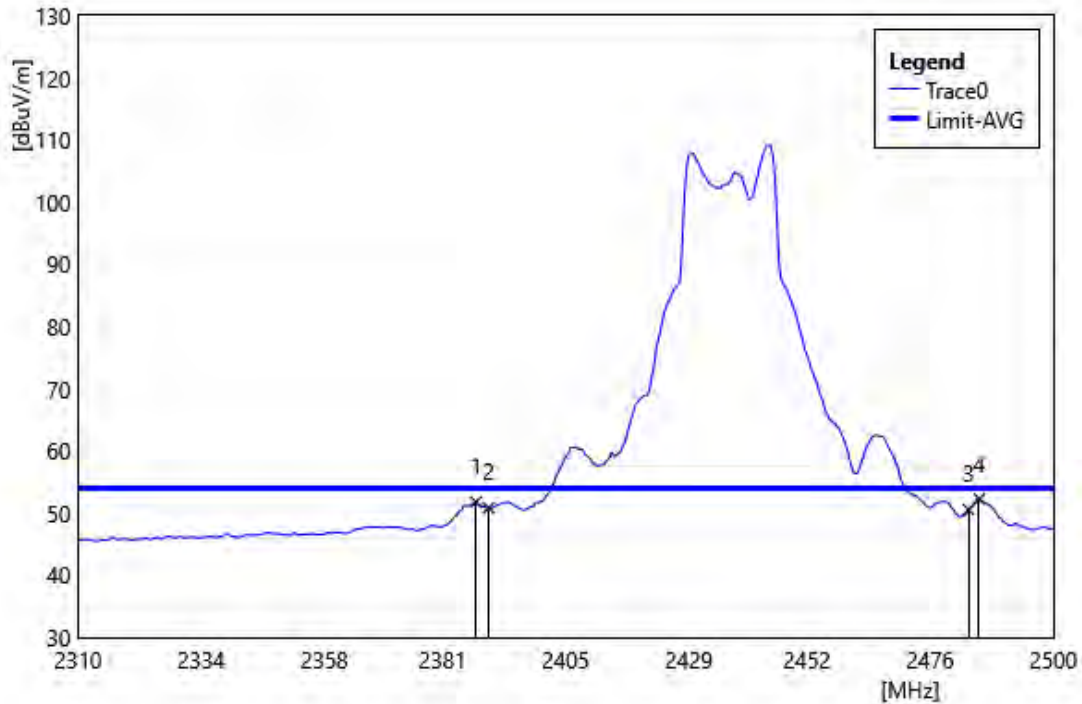
ID	Frequency MHz	Reading dBuV	Correct Factor dB/m	Result dBuV/m	Limit dBuV/m	Margin dB	Remark
1	2387.14	57.48	-4.91	52.57	54.00	-1.43	AVG
2	2390.00	56.25	-4.94	51.31	54.00	-2.69	AVG

Test Site:	96603-WG	Standard:	Part 15.247
Test Mode:	802.11g 2437 MHz		
Polarization:	Horizontal		
Remark:			



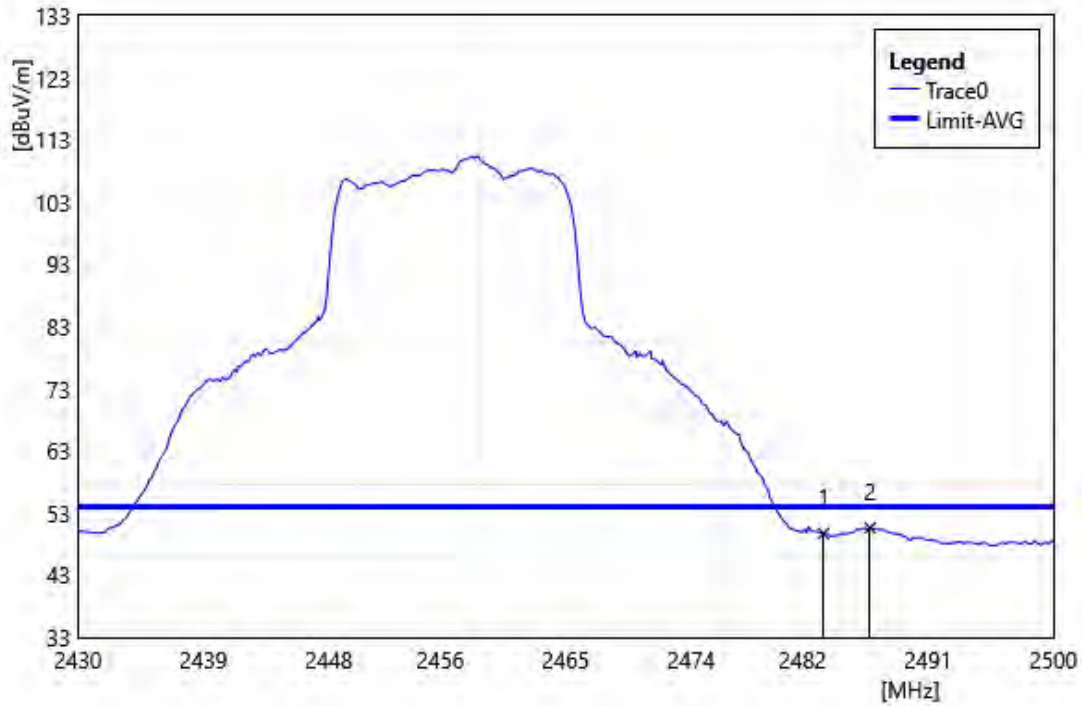
ID	Frequency MHz	Reading dBuV	Correct Factor dB/m	Result dBuV/m	Limit dBuV/m	Margin dB	Remark
1	2390.00	54.19	-4.94	49.25	54.00	-4.75	AVG
2	2483.50	56.37	-4.96	51.41	54.00	-2.59	AVG

Test Site:	96603-WG	Standard:	Part 15.247
Test Mode:	802.11g 2437 MHz		
Polarization:	Vertical		
Remark:			



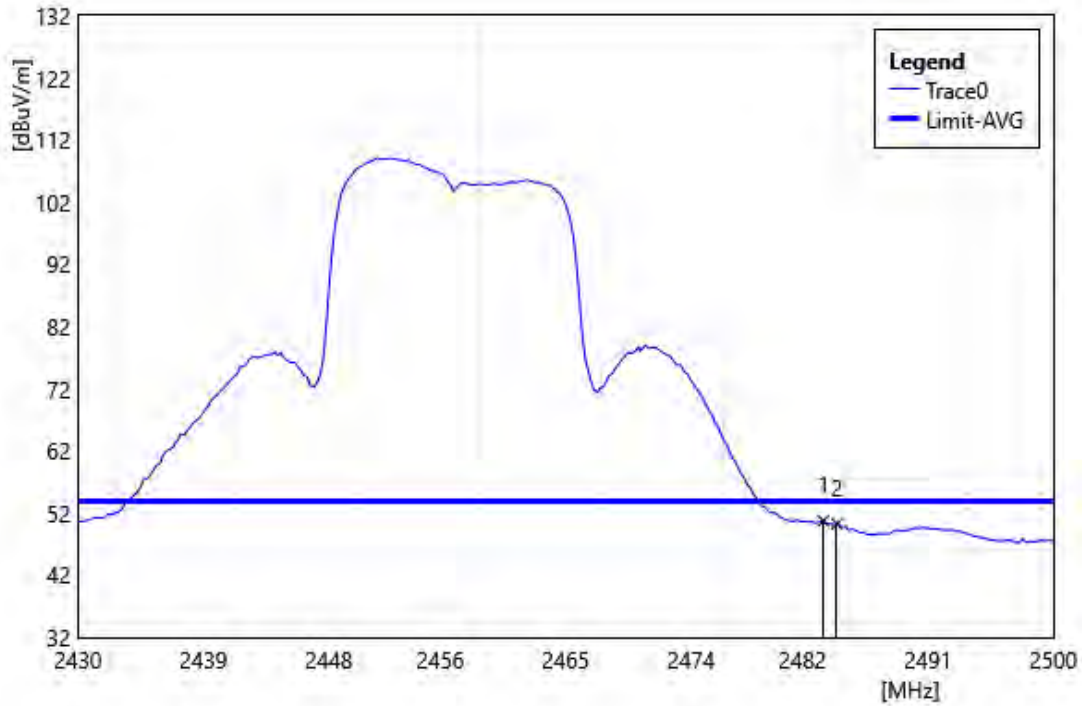
ID	Frequency MHz	Reading dBuV	Correct Factor dB/m	Result dBuV/m	Limit dBuV/m	Margin dB	Remark
1	2387.52	56.72	-4.92	51.80	54.00	-2.20	AVG
2	2390.00	55.78	-4.94	50.84	54.00	-3.16	AVG
3	2483.50	55.52	-4.96	50.56	54.00	-3.44	AVG
4	2485.56	57.24	-4.97	52.27	54.00	-1.74	AVG

Test Site:	96603-WG	Standard:	Part 15.247
Test Mode:	802.11g 2457 MHz		
Polarization:	Horizontal		
Remark:			



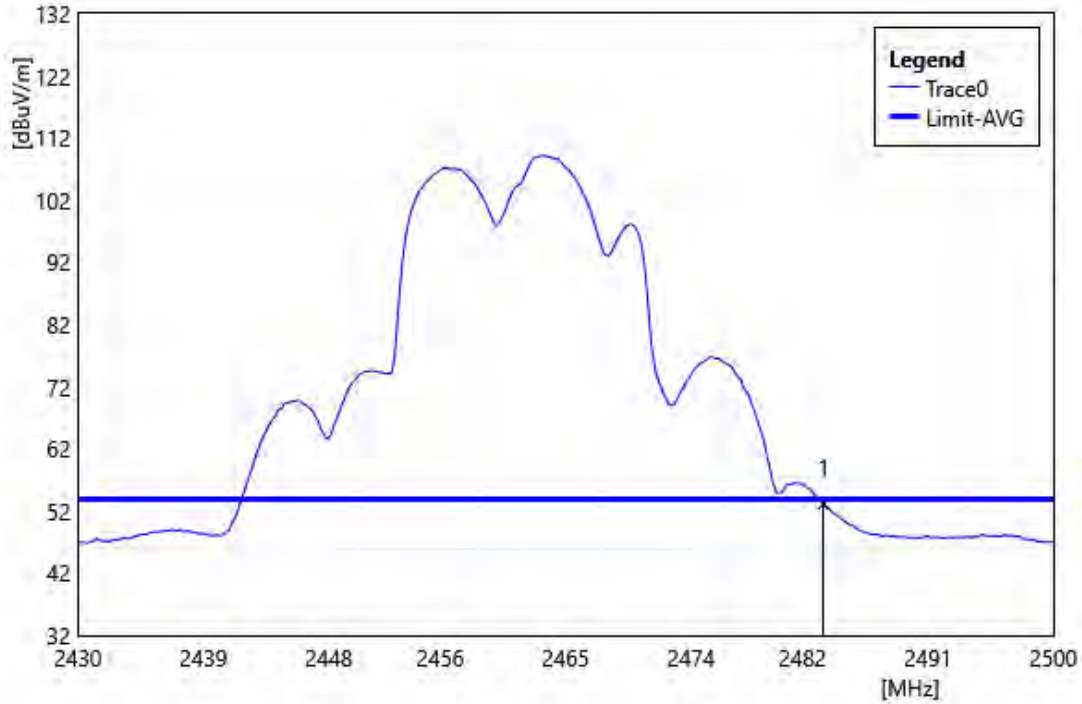
ID	Frequency MHz	Reading dBuV	Correct Factor dB/m	Result dBuV/m	Limit dBuV/m	Margin dB	Remark
1	2483.50	54.69	-4.96	49.73	54.00	-4.27	AVG
2	2486.84	55.61	-4.98	50.63	54.00	-3.37	AVG

Test Site:	96603-WG	Standard:	Part 15.247
Test Mode:	802.11g 2457 MHz		
Polarization:	Vertical		
Remark:			



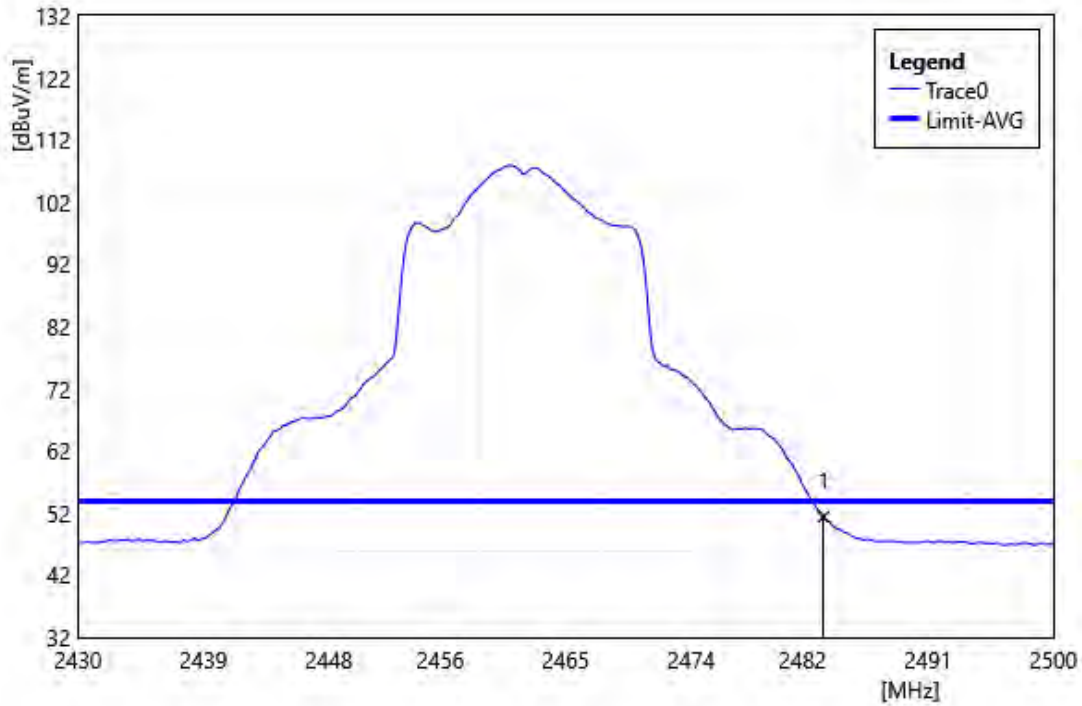
ID	Frequency MHz	Reading dBuV	Correct Factor dB/m	Result dBuV/m	Limit dBuV/m	Margin dB	Remark
1	2483.50	55.70	-4.96	50.74	54.00	-3.26	AVG
2	2484.46	55.25	-4.97	50.28	54.00	-3.72	AVG

Test Site:	96603-WG	Standard:	Part 15.247
Test Mode:	802.11g 2462 MHz		
Polarization:	Horizontal		
Remark:			



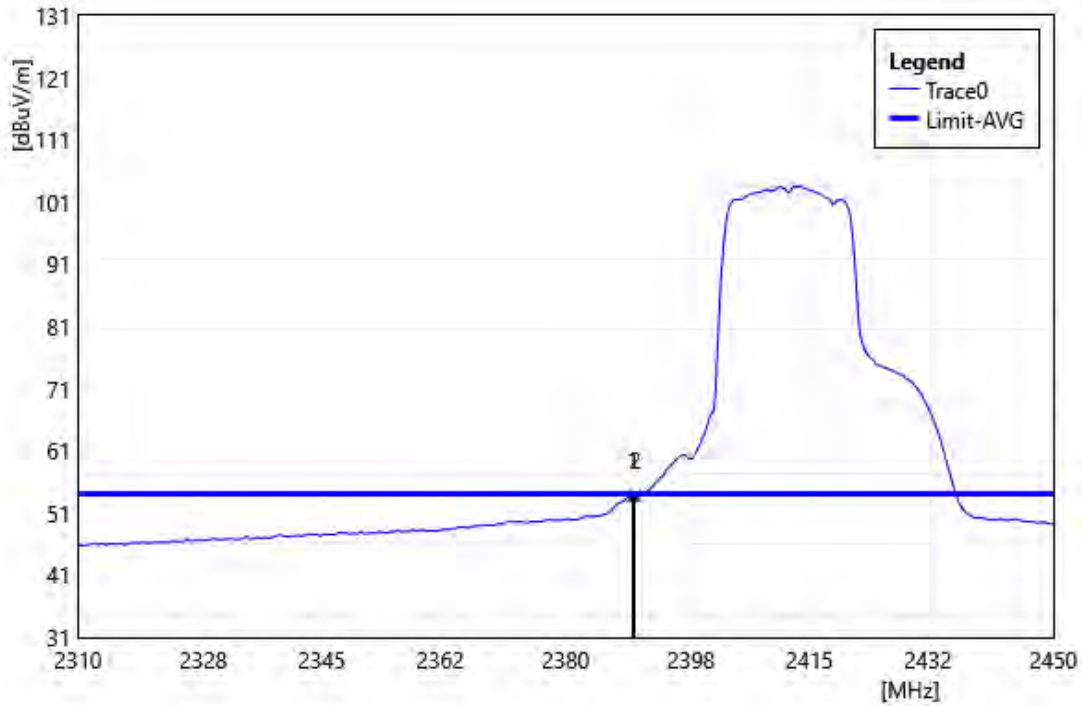
ID	Frequency MHz	Reading dBuV	Correct Factor dB/m	Result dBuV/m	Limit dBuV/m	Margin dB	Remark
1	2483.50	58.11	-4.96	53.15	54.00	-0.85	AVG

Test Site:	96603-WG	Standard:	Part 15.247
Test Mode:	802.11g 2462 MHz		
Polarization:	Vertical		
Remark:			



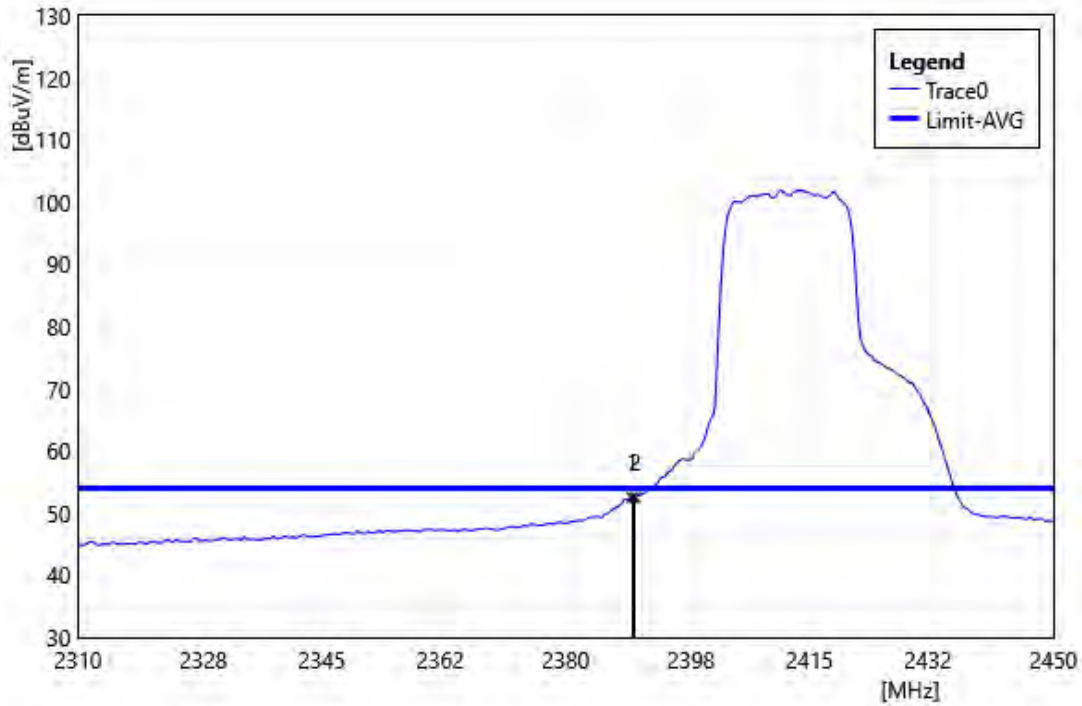
ID	Frequency MHz	Reading dBuV	Correct Factor dB/m	Result dBuV/m	Limit dBuV/m	Margin dB	Remark
1	2483.50	56.34	-4.96	51.38	54.00	-2.62	AVG

Test Site:	96603-WG	Standard:	Part 15.247
Test Mode:	802.11n VHT20 2412 MHz		
Polarization:	Horizontal		
Remark:			



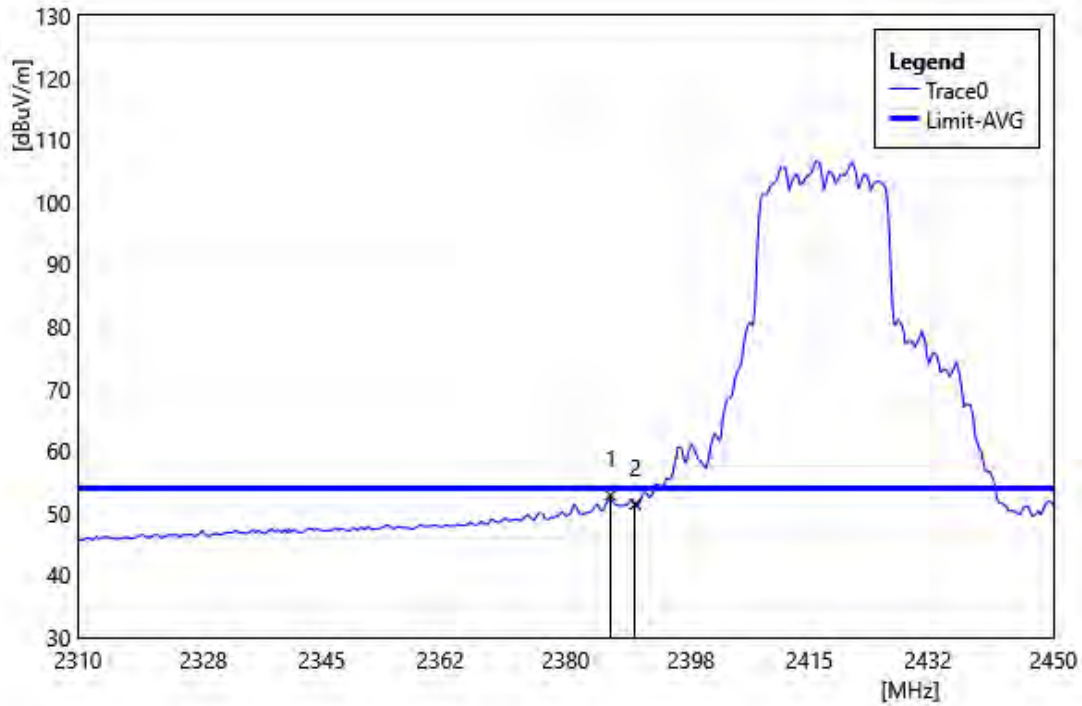
ID	Frequency MHz	Reading dBuV	Correct Factor dB/m	Result dBuV/m	Limit dBuV/m	Margin dB	Remark
1	2389.66	58.62	-4.95	53.67	54.00	-0.34	AVG
2	2390.00	58.74	-4.94	53.80	54.00	-0.20	AVG

Test Site:	96603-WG	Standard:	Part 15.247
Test Mode:	802.11n VHT20 2412 MHz		
Polarization:	Vertical		
Remark:			



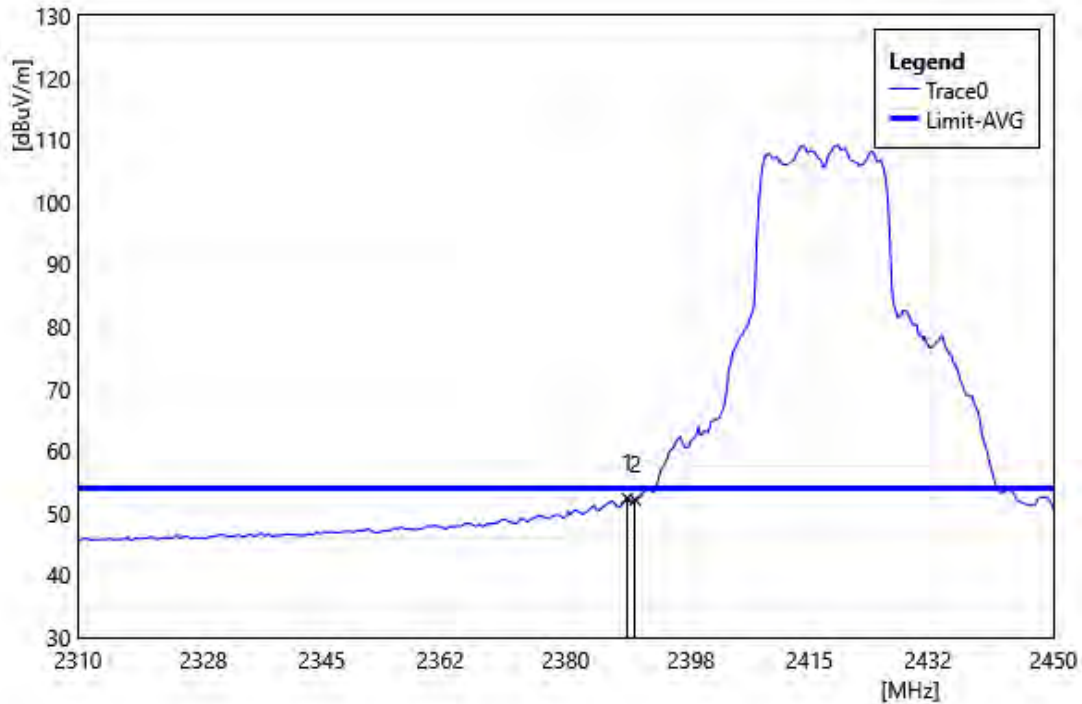
ID	Frequency MHz	Reading dBuV	Correct Factor dB/m	Result dBuV/m	Limit dBuV/m	Margin dB	Remark
1	2389.52	57.44	-4.94	52.50	54.00	-1.50	AVG
2	2390.00	57.44	-4.94	52.50	54.00	-1.50	AVG

Test Site:	96603-WG	Standard:	Part 15.247
Test Mode:	802.11n VHT20 2417 MHz		
Polarization:	Horizontal		
Remark:			



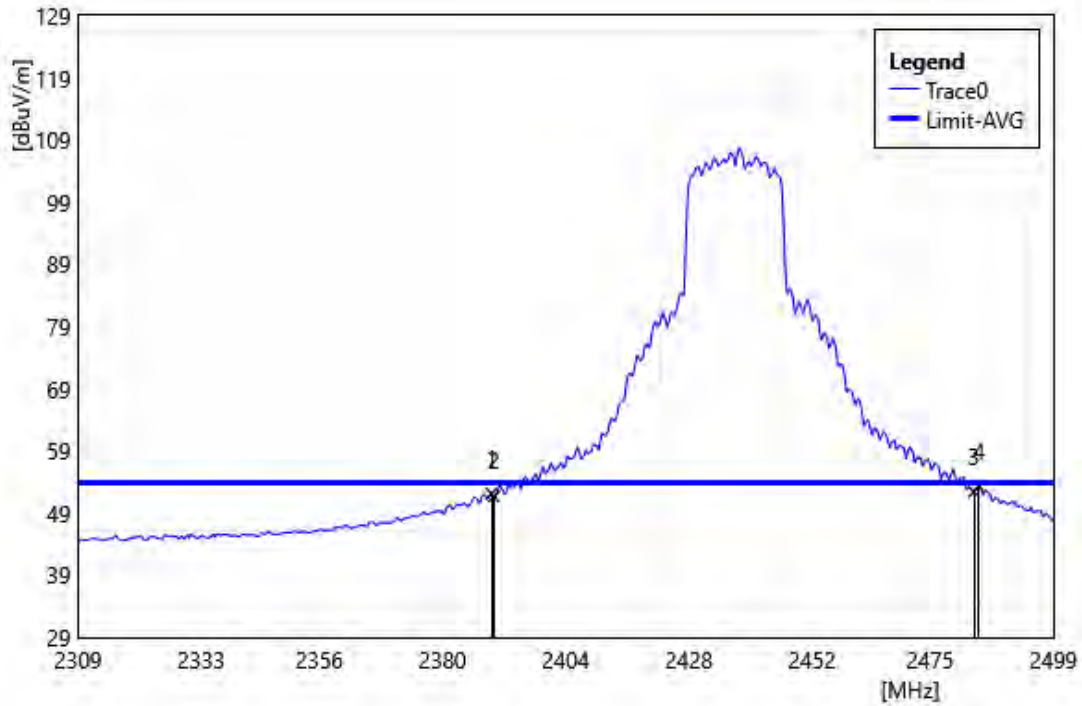
ID	Frequency MHz	Reading dBuV	Correct Factor dB/m	Result dBuV/m	Limit dBuV/m	Margin dB	Remark
1	2386.44	57.79	-4.90	52.89	54.00	-1.11	AVG
2	2390.00	56.37	-4.94	51.43	54.00	-2.57	AVG

Test Site:	96603-WG	Standard:	Part 15.247
Test Mode:	802.11n VHT20 2417 MHz		
Polarization:	Vertical		
Remark:			



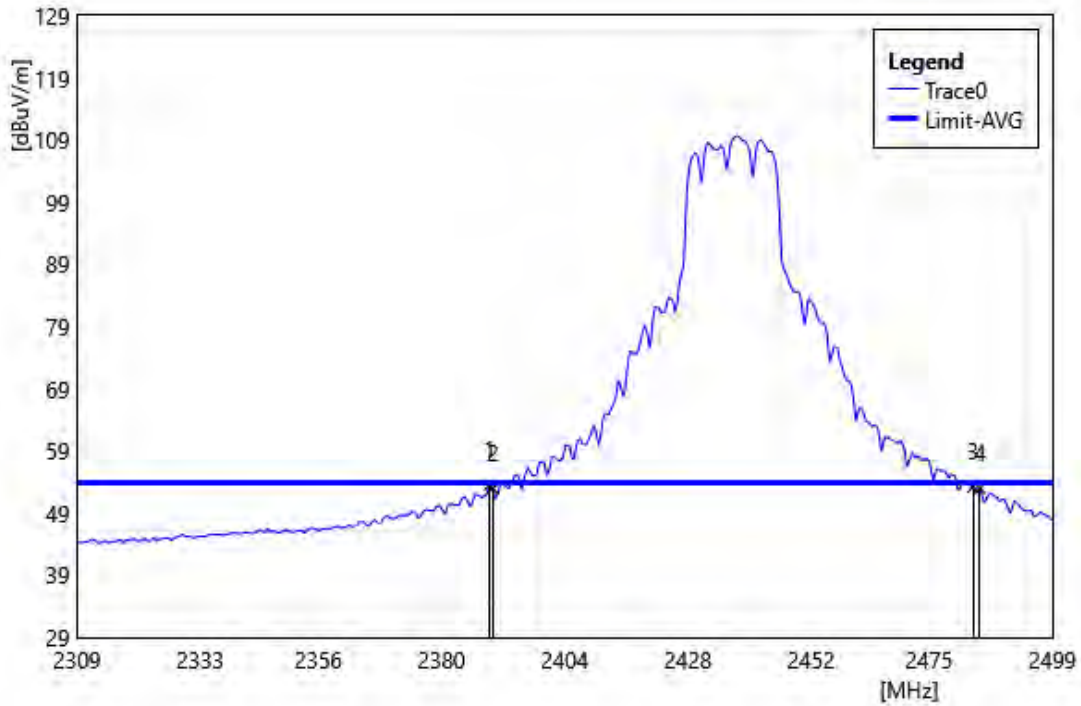
ID	Frequency MHz	Reading dBuV	Correct Factor dB/m	Result dBuV/m	Limit dBuV/m	Margin dB	Remark
1	2388.82	57.29	-4.93	52.36	54.00	-1.64	AVG
2	2390.00	57.05	-4.94	52.11	54.00	-1.89	AVG

Test Site:	96603-WG	Standard:	Part 15.247
Test Mode:	802.11n VHT20 2437 MHz		
Polarization:	Horizontal		
Remark:			



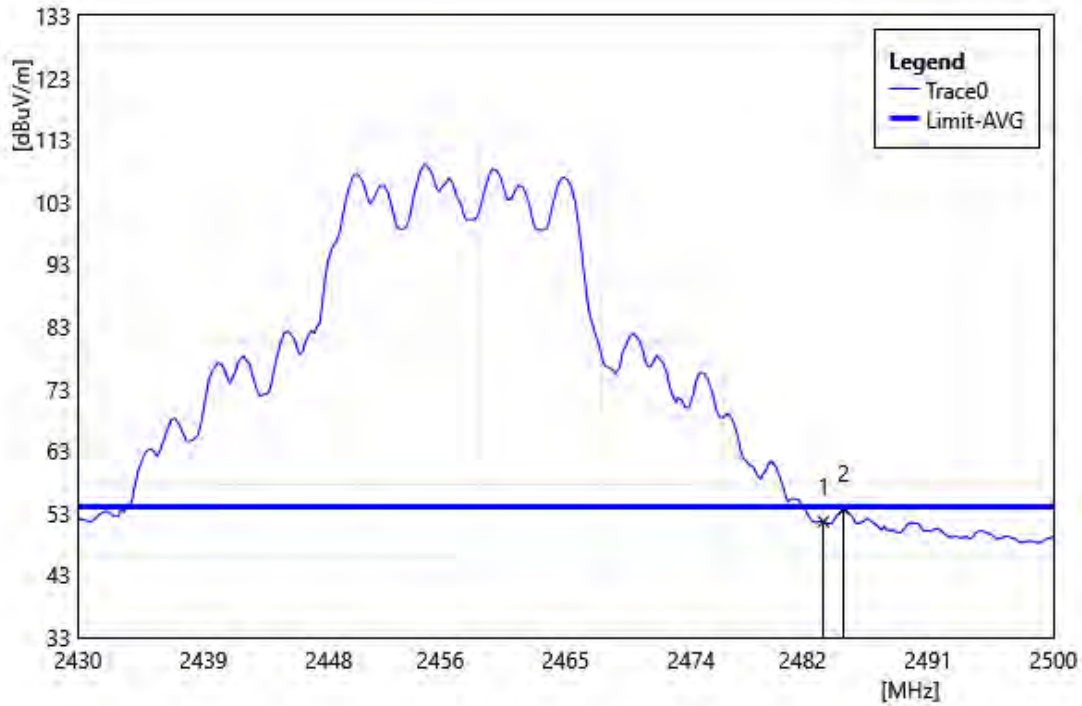
ID	Frequency MHz	Reading dBuV	Correct Factor dB/m	Result dBuV/m	Limit dBuV/m	Margin dB	Remark
1	2389.54	57.10	-4.94	52.16	54.00	-1.84	AVG
2	2390.00	56.60	-4.94	51.66	54.00	-2.34	AVG
3	2483.50	57.39	-4.96	52.43	54.00	-1.57	AVG
4	2484.54	58.23	-4.97	53.26	54.00	-0.74	AVG

Test Site:	96603-WG	Standard:	Part 15.247
Test Mode:	802.11n VHT20 2437 MHz		
Polarization:	Vertical		
Remark:			



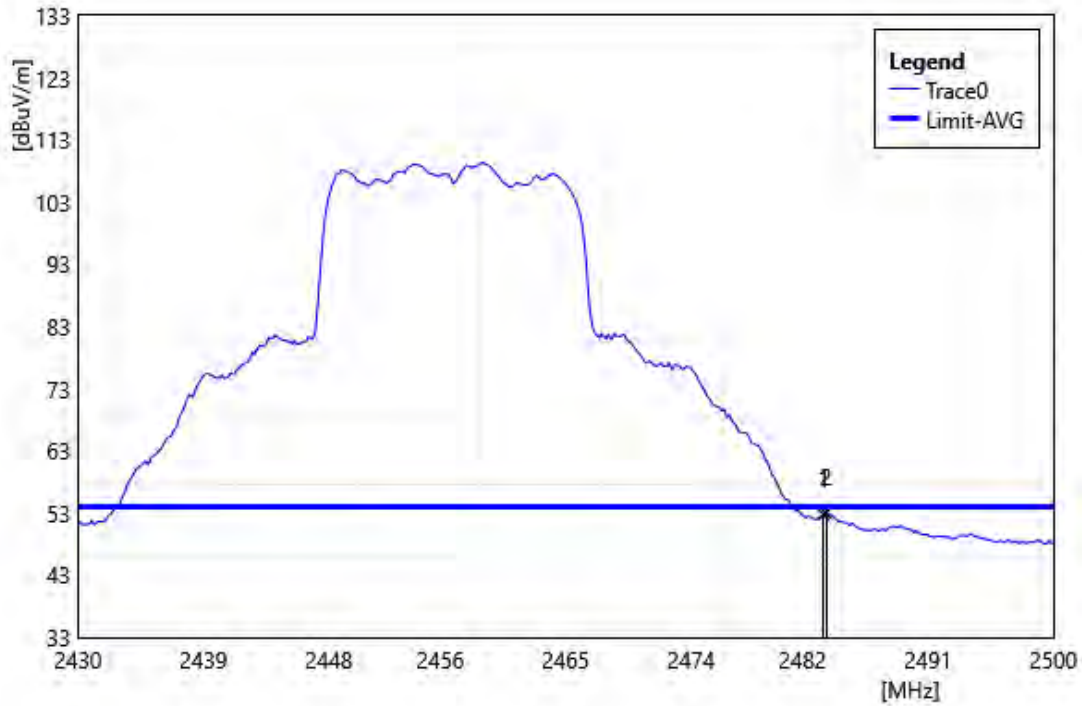
ID	Frequency MHz	Reading dBuV	Correct Factor dB/m	Result dBuV/m	Limit dBuV/m	Margin dB	Remark
1	2389.35	58.48	-4.94	53.54	54.00	-0.46	AVG
2	2390.00	57.92	-4.94	52.98	54.00	-1.02	AVG
3	2483.50	58.14	-4.96	53.18	54.00	-0.82	AVG
4	2484.92	57.98	-4.97	53.01	54.00	-0.99	AVG

Test Site:	96603-WG	Standard:	Part 15.247
Test Mode:	802.11n VHT20 2457 MHz		
Polarization:	Horizontal		
Remark:			



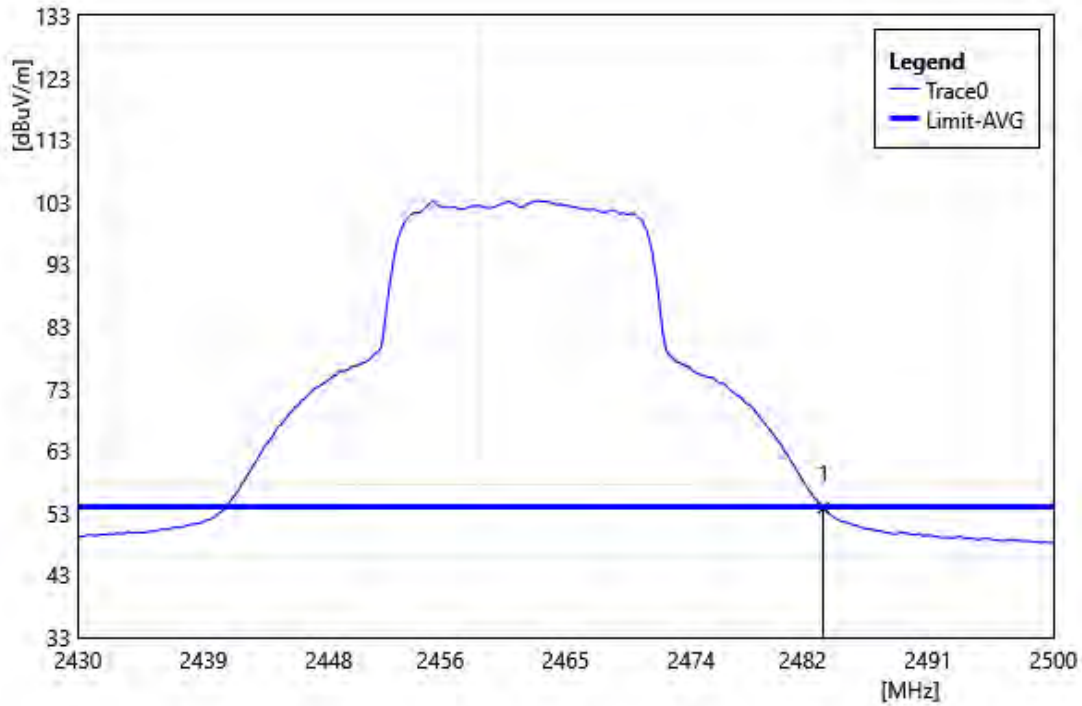
ID	Frequency MHz	Reading dBuV	Correct Factor dB/m	Result dBuV/m	Limit dBuV/m	Margin dB	Remark
1	2483.50	56.57	-4.96	51.61	54.00	-2.39	AVG
2	2484.95	58.61	-4.97	53.64	54.00	-0.36	AVG

Test Site:	96603-WG	Standard:	Part 15.247
Test Mode:	802.11n VHT20 2457 MHz		
Polarization:	Vertical		
Remark:			



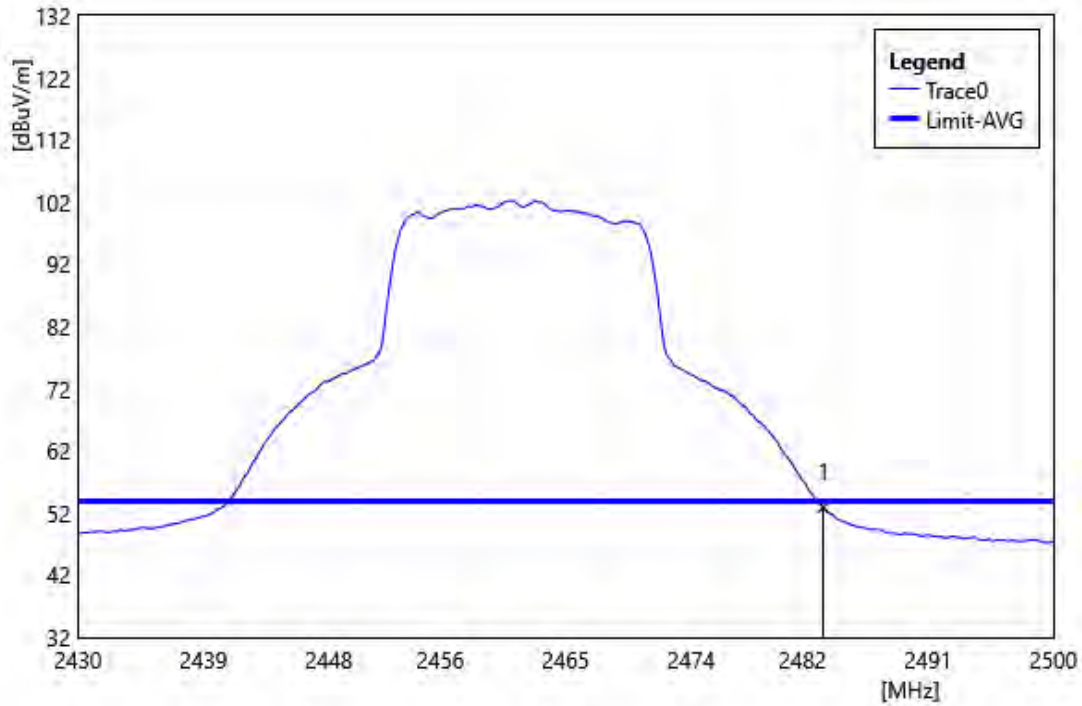
ID	Frequency MHz	Reading dBuV	Correct Factor dB/m	Result dBuV/m	Limit dBuV/m	Margin dB	Remark
1	2483.50	57.75	-4.96	52.79	54.00	-1.21	AVG
2	2483.69	57.95	-4.96	52.99	54.00	-1.01	AVG

Test Site:	96603-WG	Standard:	Part 15.247
Test Mode:	802.11n VHT20 2462 MHz		
Polarization:	Horizontal		
Remark:			



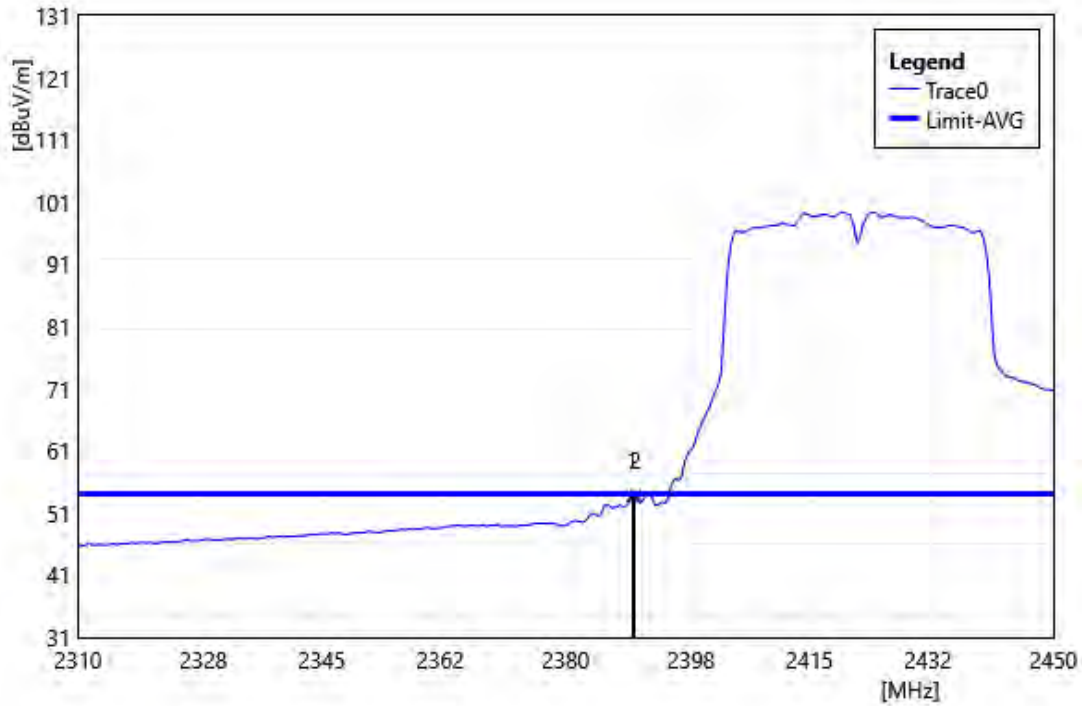
ID	Frequency MHz	Reading dBuV	Correct Factor dB/m	Result dBuV/m	Limit dBuV/m	Margin dB	Remark
1	2483.50	58.75	-4.96	53.79	54.00	-0.21	AVG

Test Site:	96603-WG	Standard:	Part 15.247
Test Mode:	802.11n VHT20 2462 MHz		
Polarization:	Vertical		
Remark:			



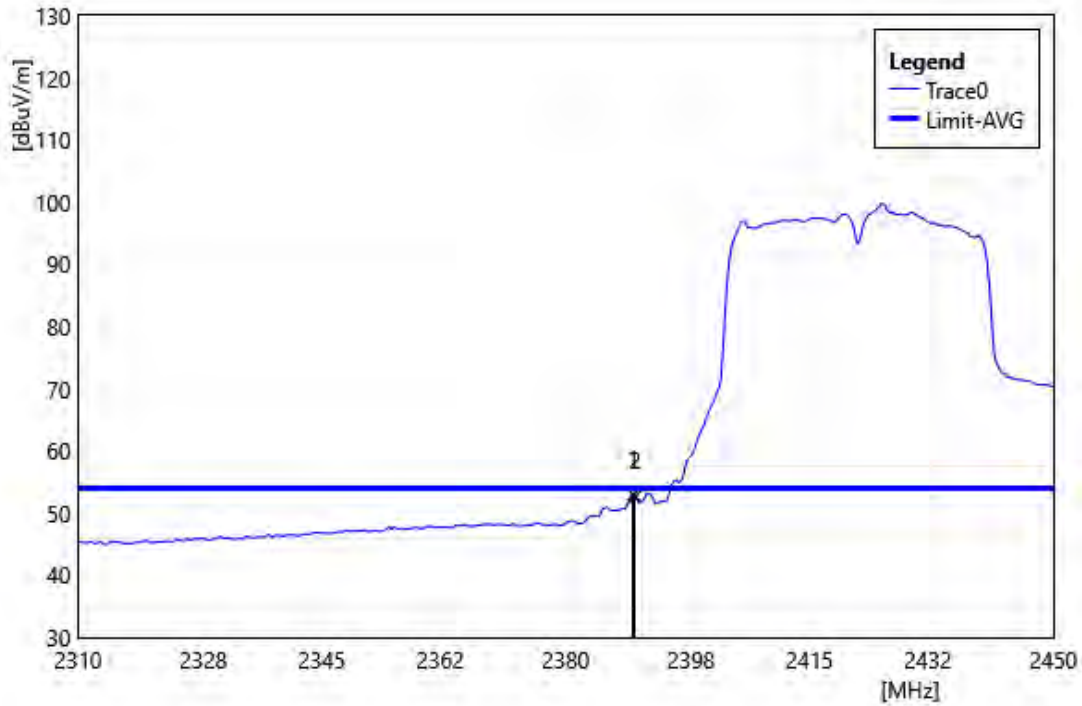
ID	Frequency MHz	Reading dBuV	Correct Factor dB/m	Result dBuV/m	Limit dBuV/m	Margin dB	Remark
1	2483.50	57.90	-4.96	52.94	54.00	-1.06	AVG

Test Site:	96603-WG	Standard:	Part 15.247
Test Mode:	802.11n VHT40 2422 MHz		
Polarization:	Horizontal		
Remark:			



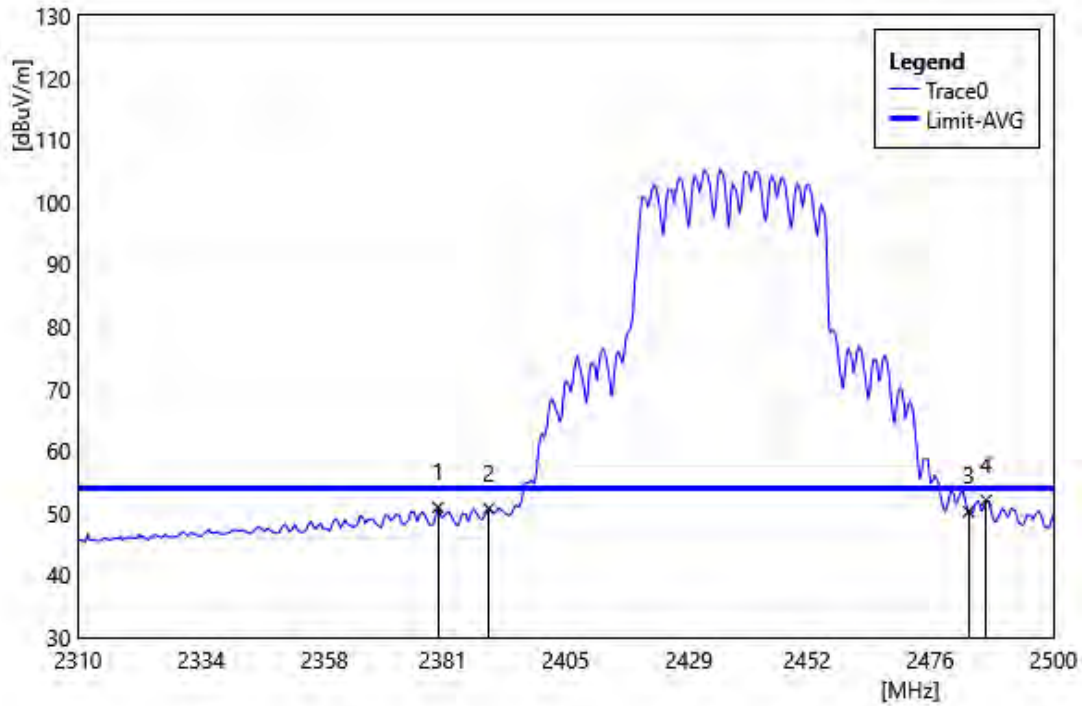
ID	Frequency MHz	Reading dBuV	Correct Factor dB/m	Result dBuV/m	Limit dBuV/m	Margin dB	Remark
1	2389.52	58.68	-4.94	53.74	54.00	-0.26	AVG
2	2390.00	58.75	-4.94	53.81	54.00	-0.19	AVG

Test Site:	96603-WG	Standard:	Part 15.247
Test Mode:	802.11n VHT40 2422 MHz		
Polarization:	Vertical		
Remark:			



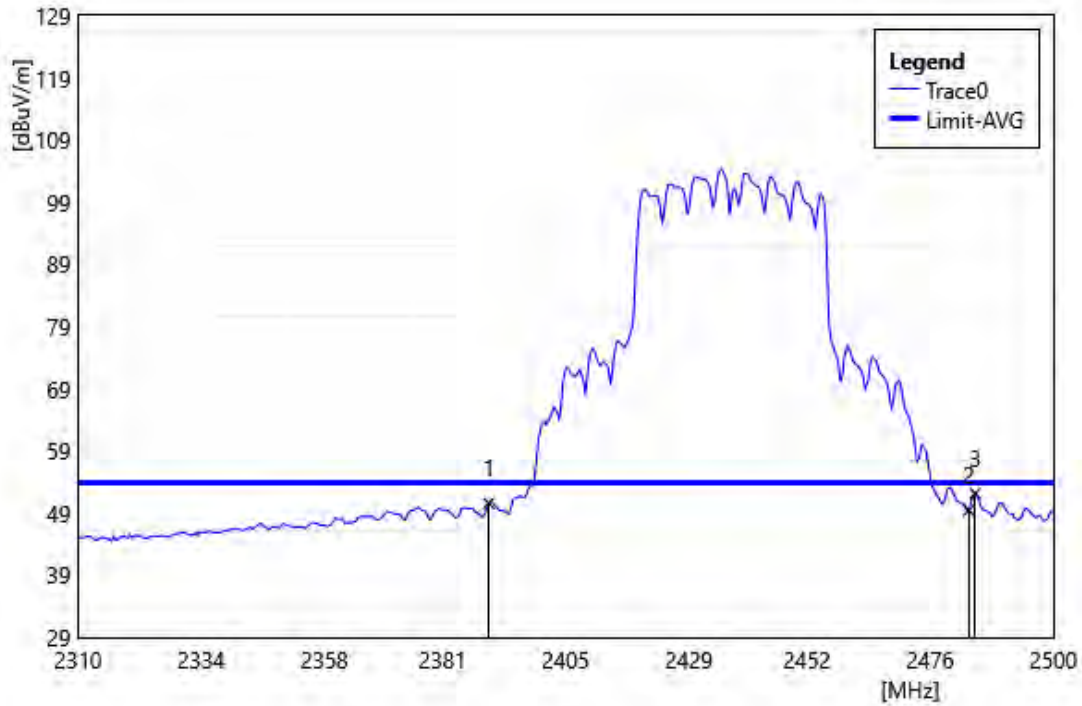
ID	Frequency MHz	Reading dBuV	Correct Factor dB/m	Result dBuV/m	Limit dBuV/m	Margin dB	Remark
1	2389.66	57.90	-4.95	52.95	54.00	-1.05	AVG
2	2390.00	57.63	-4.94	52.69	54.00	-1.31	AVG

Test Site:	96603-WG	Standard:	Part 15.247
Test Mode:	802.11n VHT40 2437 MHz		
Polarization:	Horizontal		
Remark:			



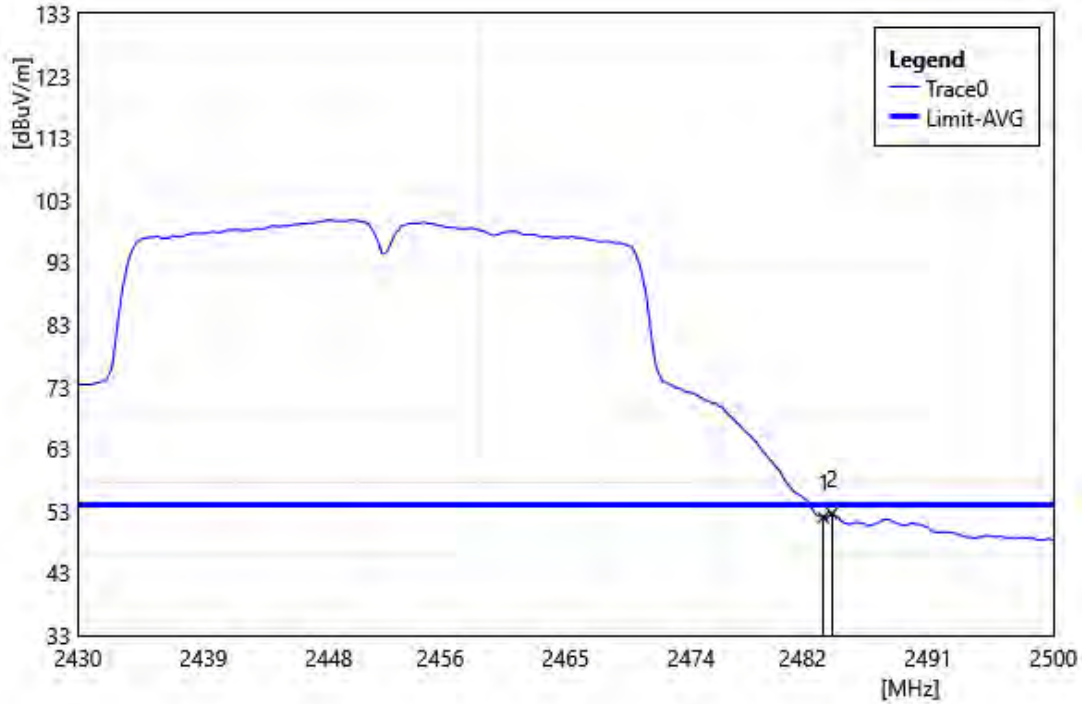
ID	Frequency MHz	Reading dBuV	Correct Factor dB/m	Result dBuV/m	Limit dBuV/m	Margin dB	Remark
1	2380.11	55.73	-4.80	50.93	54.00	-3.07	AVG
2	2390.00	55.69	-4.94	50.75	54.00	-3.25	AVG
3	2483.50	55.18	-4.96	50.22	54.00	-3.78	AVG
4	2486.89	57.07	-4.98	52.09	54.00	-1.91	AVG

Test Site:	96603-WG	Standard:	Part 15.247
Test Mode:	802.11n VHT40 2437 MHz		
Polarization:	Vertical		
Remark:			



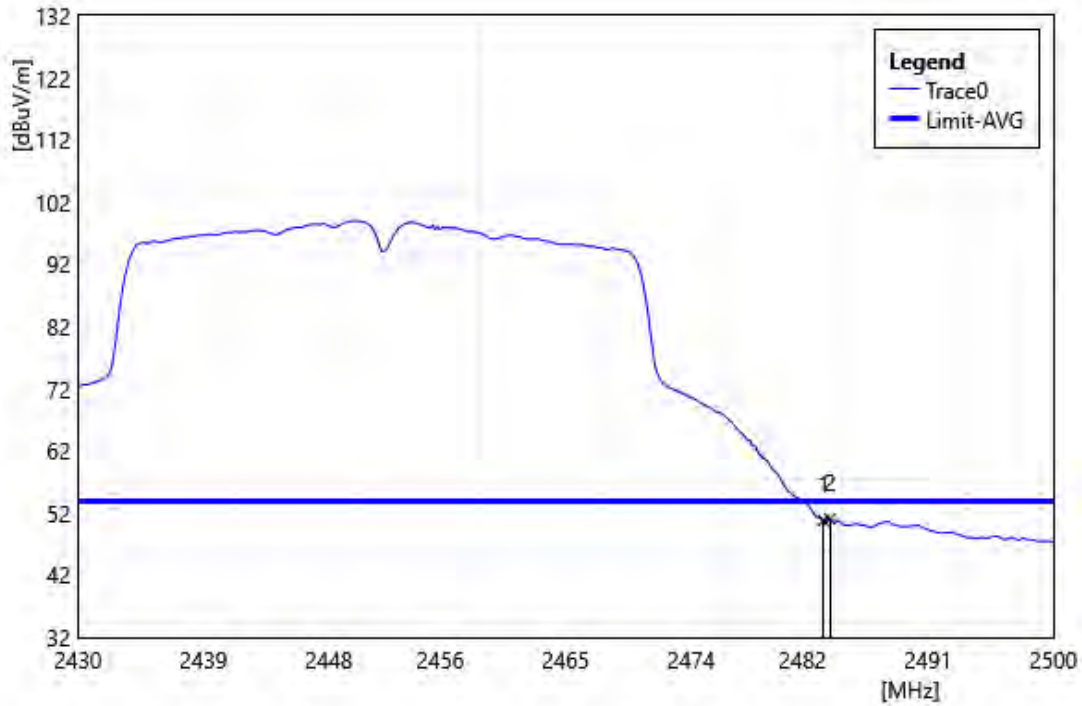
ID	Frequency MHz	Reading dBuV	Correct Factor dB/m	Result dBuV/m	Limit dBuV/m	Margin dB	Remark
1	2390.00	55.51	-4.94	50.57	54.00	-3.43	AVG
2	2483.50	54.40	-4.96	49.44	54.00	-4.56	AVG
3	2484.80	57.10	-4.97	52.13	54.00	-1.87	AVG

Test Site:	96603-WG	Standard:	Part 15.247
Test Mode:	802.11n VHT40 2452 MHz		
Polarization:	Horizontal		
Remark:			



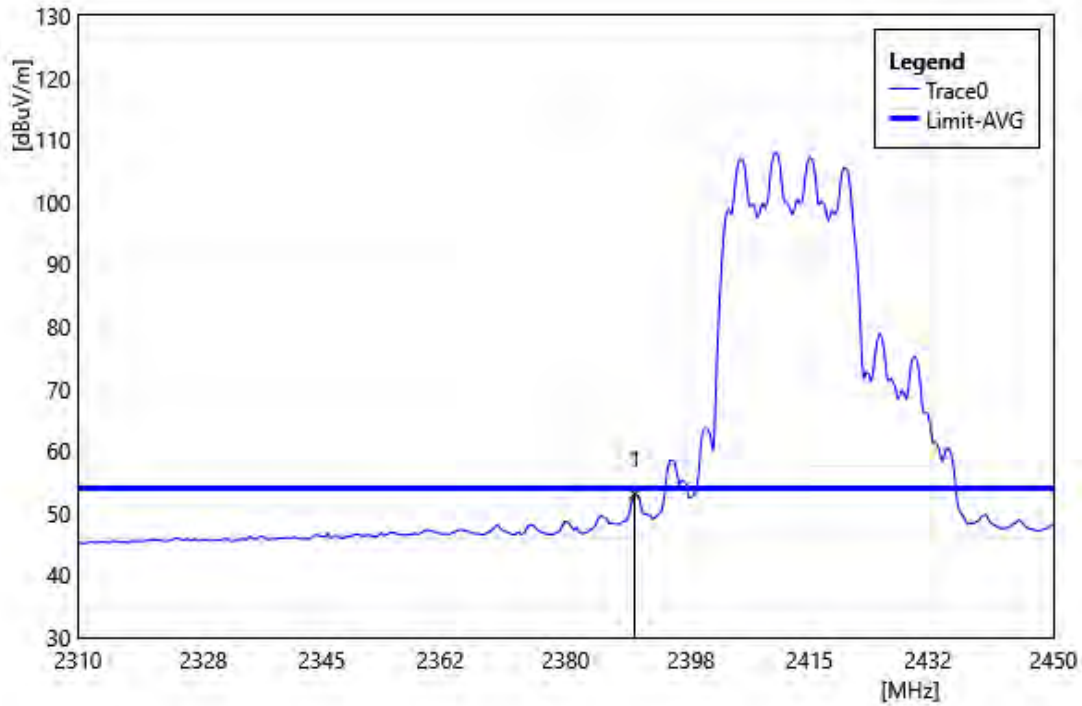
ID	Frequency MHz	Reading dBuV	Correct Factor dB/m	Result dBuV/m	Limit dBuV/m	Margin dB	Remark
1	2483.50	56.93	-4.96	51.97	54.00	-2.03	AVG
2	2484.11	57.57	-4.96	52.61	54.00	-1.39	AVG

Test Site:	96603-WG	Standard:	Part 15.247
Test Mode:	802.11n VHT40 2452 MHz		
Polarization:	Vertical		
Remark:			



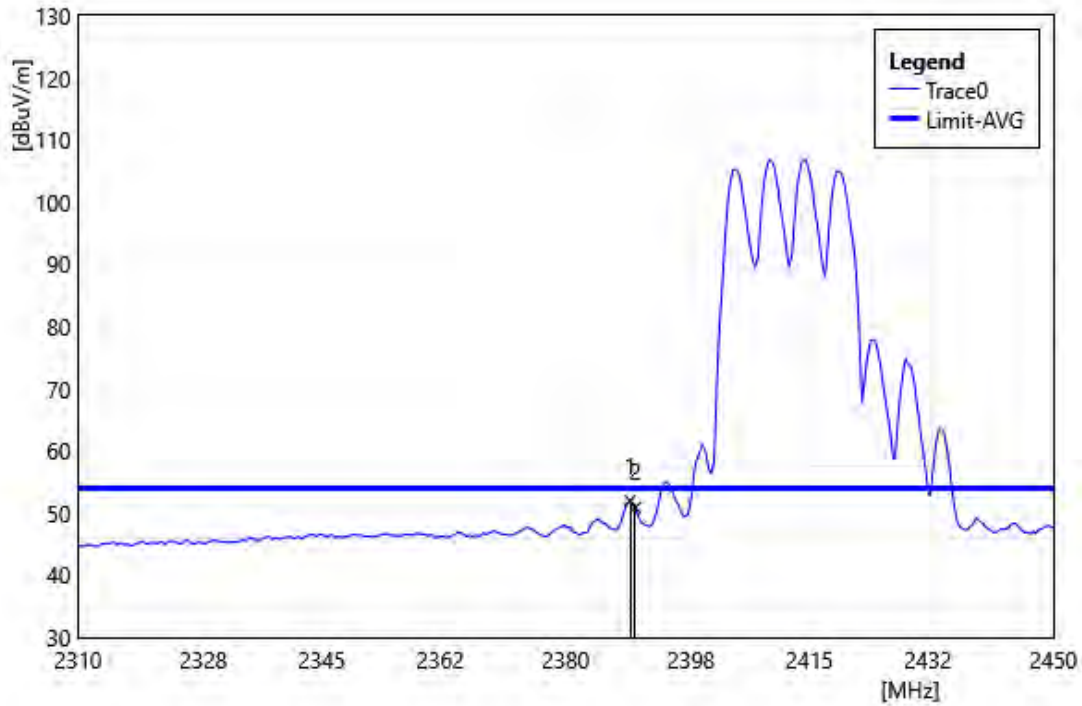
ID	Frequency MHz	Reading dBuV	Correct Factor dB/m	Result dBuV/m	Limit dBuV/m	Margin dB	Remark
1	2483.50	55.77	-4.96	50.81	54.00	-3.19	AVG
2	2483.97	56.01	-4.96	51.05	54.00	-2.95	AVG

Test Site:	96603-WG	Standard:	Part 15.247
Test Mode:	802.11ax HE20 2412 MHz		
Polarization:	Horizontal		
Remark:			



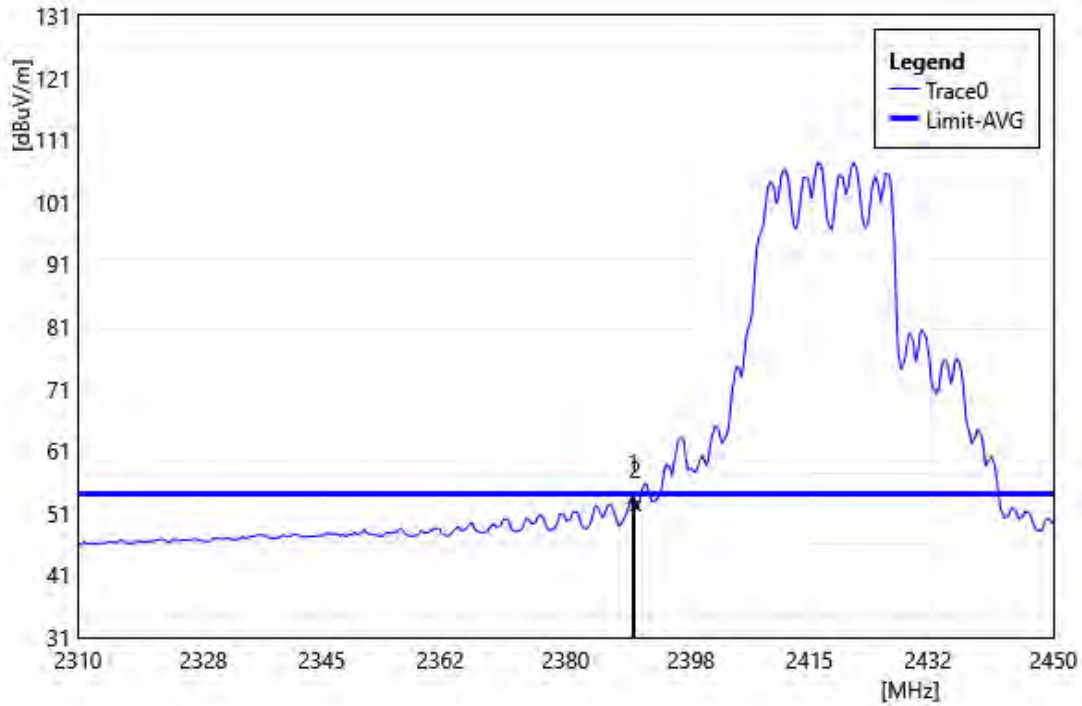
ID	Frequency MHz	Reading dBuV	Correct Factor dB/m	Result dBuV/m	Limit dBuV/m	Margin dB	Remark
1	2389.94	57.98	-4.94	53.04	54.00	-0.96	AVG

Test Site:	96603-WG	Standard:	Part 15.247
Test Mode:	802.11ax HE20 2412 MHz		
Polarization:	Vertical		
Remark:			



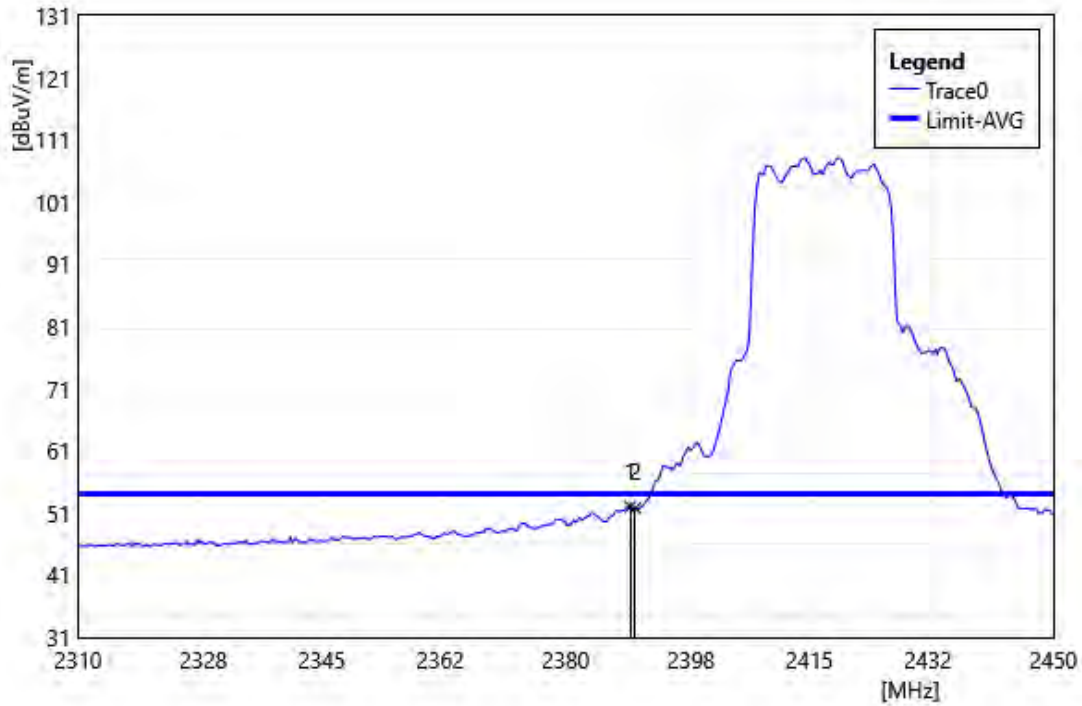
ID	Frequency MHz	Reading dBuV	Correct Factor dB/m	Result dBuV/m	Limit dBuV/m	Margin dB	Remark
1	2389.24	56.90	-4.94	51.96	54.00	-2.04	AVG
2	2390.00	55.85	-4.94	50.91	54.00	-3.09	AVG

Test Site:	96603-WG	Standard:	Part 15.247
Test Mode:	802.11ax HE20 2417 MHz		
Polarization:	Horizontal		
Remark:			



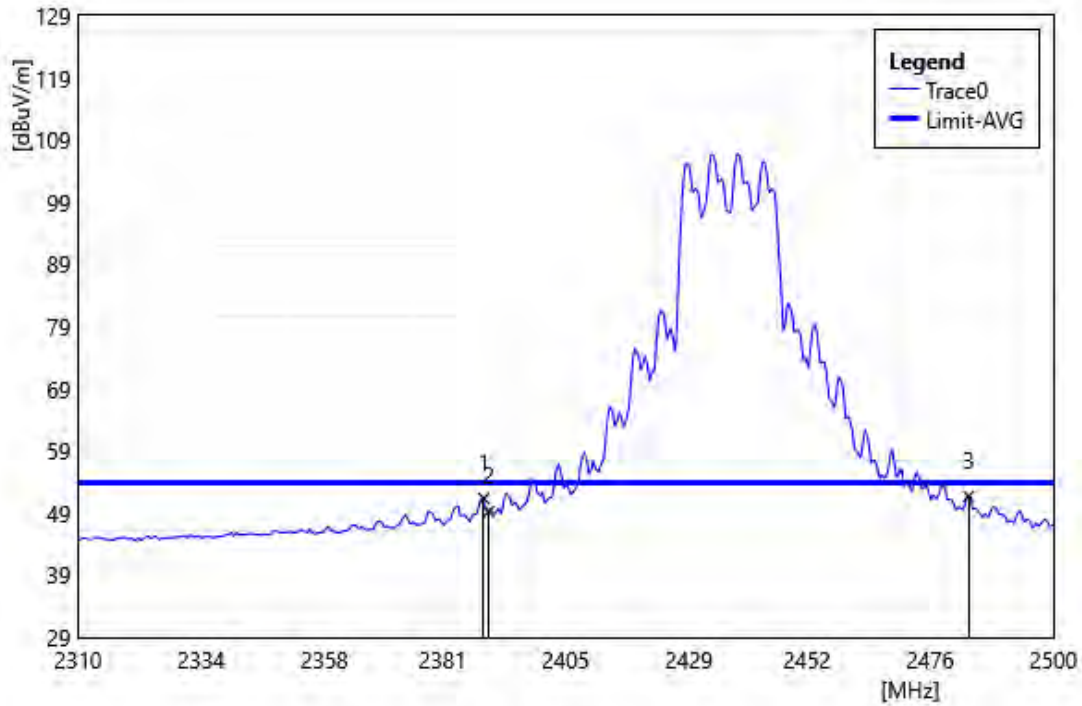
ID	Frequency MHz	Reading dBuV	Correct Factor dB/m	Result dBuV/m	Limit dBuV/m	Margin dB	Remark
1	2389.66	58.32	-4.95	53.37	54.00	-0.63	AVG
2	2390.00	57.14	-4.94	52.20	54.00	-1.80	AVG

Test Site:	96603-WG	Standard:	Part 15.247
Test Mode:	802.11ax HE20 2417 MHz		
Polarization:	Vertical		
Remark:			



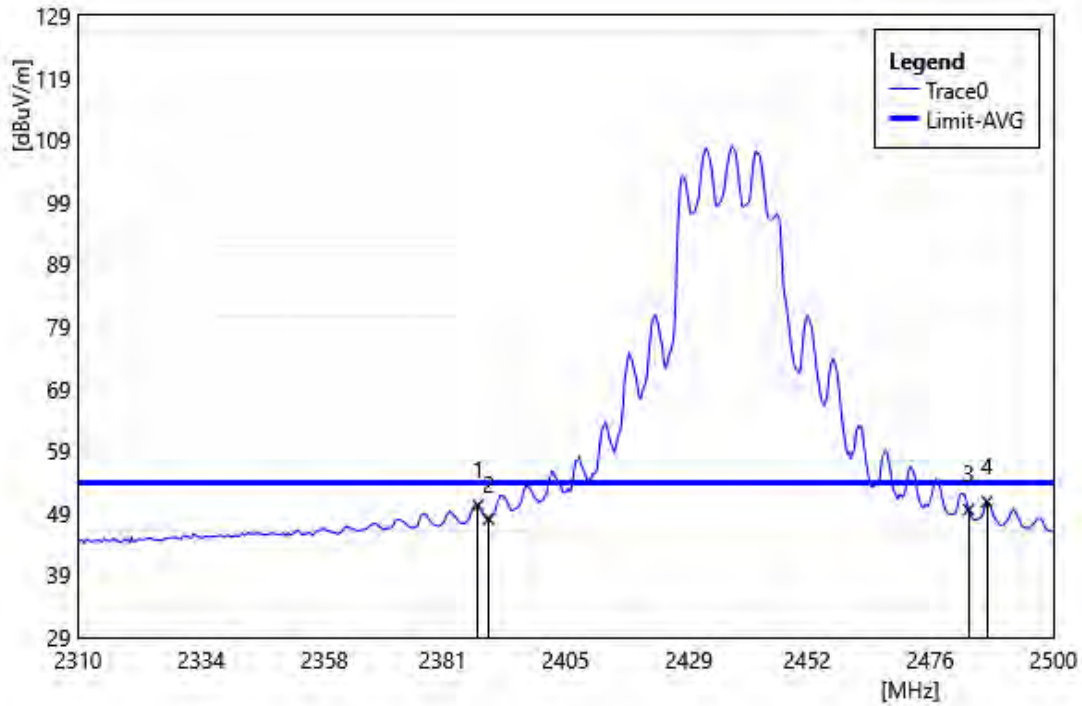
ID	Frequency MHz	Reading dBuV	Correct Factor dB/m	Result dBuV/m	Limit dBuV/m	Margin dB	Remark
1	2389.24	56.95	-4.94	52.01	54.00	-1.99	AVG
2	2390.00	56.75	-4.94	51.81	54.00	-2.19	AVG

Test Site:	96603-WG	Standard:	Part 15.247
Test Mode:	802.11ax HE20 2437 MHz		
Polarization:	Horizontal		
Remark:			



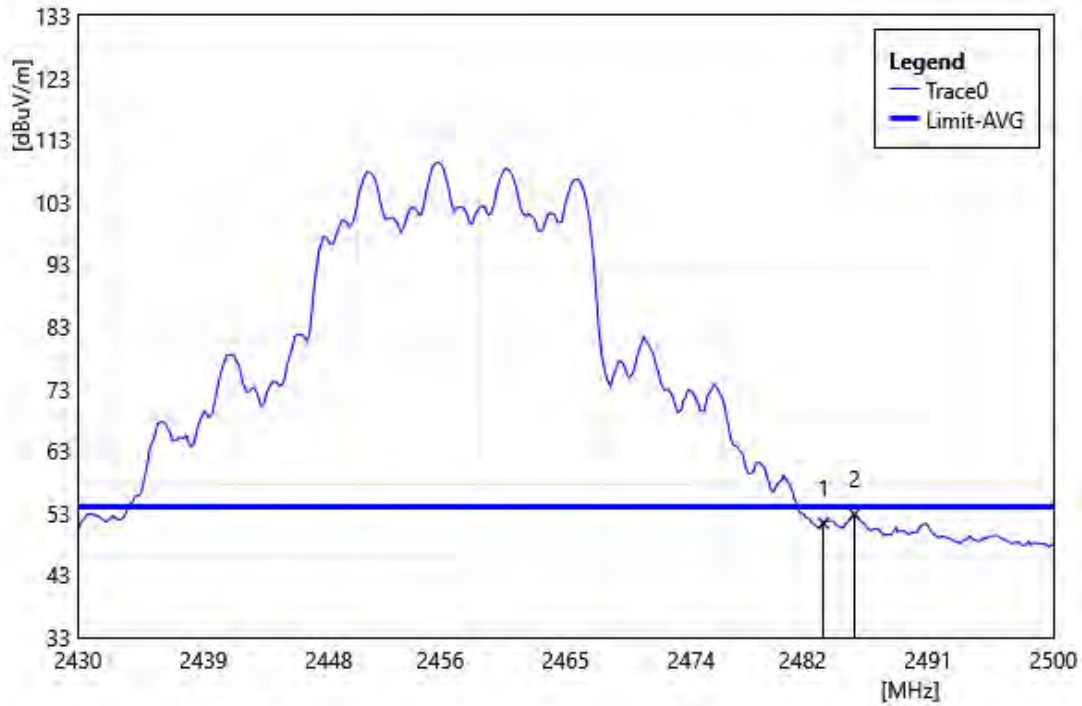
ID	Frequency MHz	Reading dBuV	Correct Factor dB/m	Result dBuV/m	Limit dBuV/m	Margin dB	Remark
1	2389.04	56.26	-4.94	51.32	54.00	-2.68	AVG
2	2390.00	54.18	-4.94	49.24	54.00	-4.76	AVG
3	2483.50	56.64	-4.96	51.68	54.00	-2.32	AVG

Test Site:	96603-WG	Standard:	Part 15.247
Test Mode:	802.11ax HE20 2437 MHz		
Polarization:	Vertical		
Remark:			



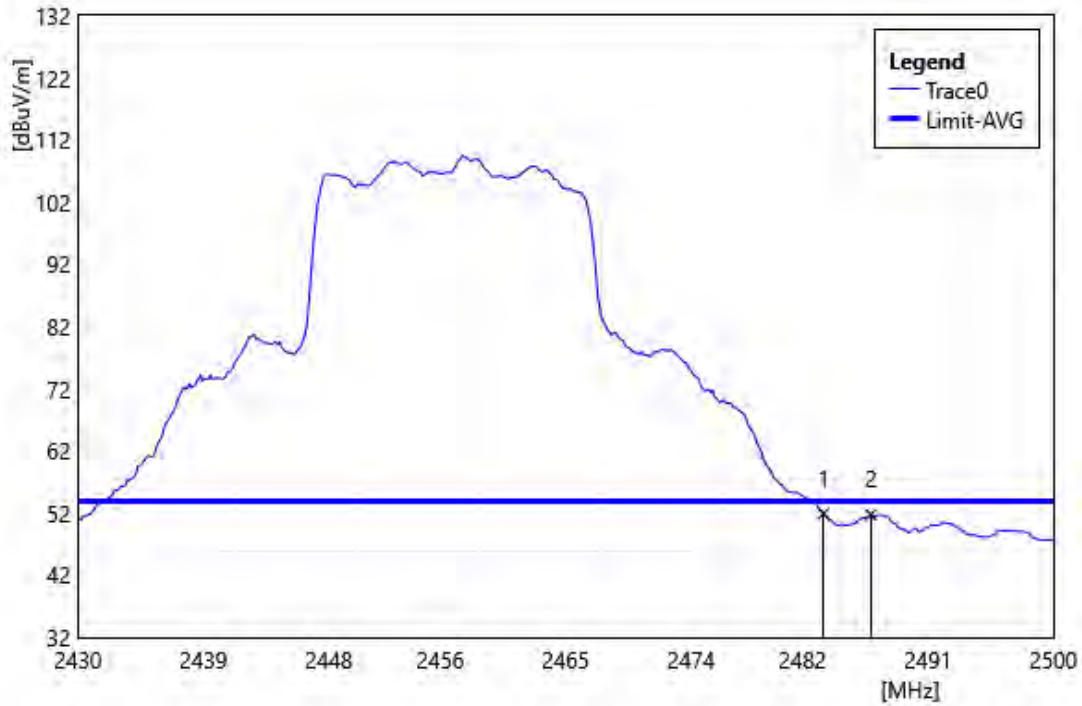
ID	Frequency MHz	Reading dBuV	Correct Factor dB/m	Result dBuV/m	Limit dBuV/m	Margin dB	Remark
1	2387.90	55.20	-4.92	50.28	54.00	-3.72	AVG
2	2390.00	52.95	-4.94	48.01	54.00	-5.99	AVG
3	2483.50	54.51	-4.96	49.55	54.00	-4.45	AVG
4	2487.08	55.82	-4.98	50.84	54.00	-3.16	AVG

Test Site:	96603-WG	Standard:	Part 15.247
Test Mode:	802.11ax HE20 2457 MHz		
Polarization:	Horizontal		
Remark:			



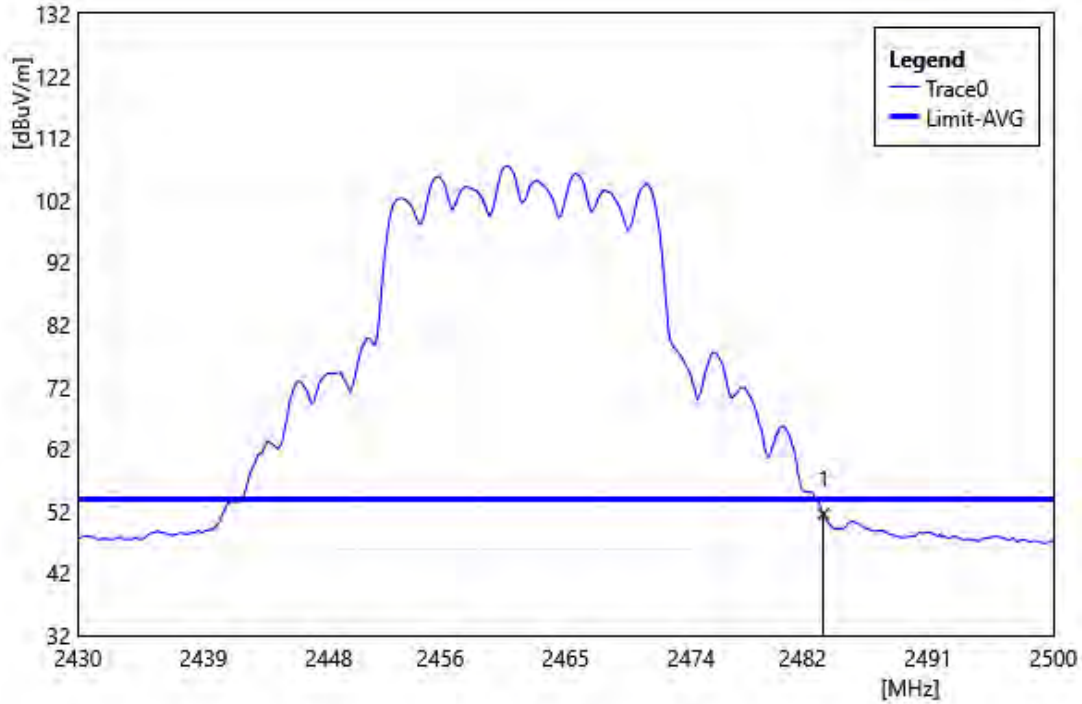
ID	Frequency MHz	Reading dBuV	Correct Factor dB/m	Result dBuV/m	Limit dBuV/m	Margin dB	Remark
1	2483.50	56.33	-4.96	51.38	54.00	-2.63	AVG
2	2485.72	57.80	-4.97	52.83	54.00	-1.17	AVG

Test Site:	96603-WG	Standard:	Part 15.247
Test Mode:	802.11ax HE20 2457 MHz		
Polarization:	Vertical		
Remark:			



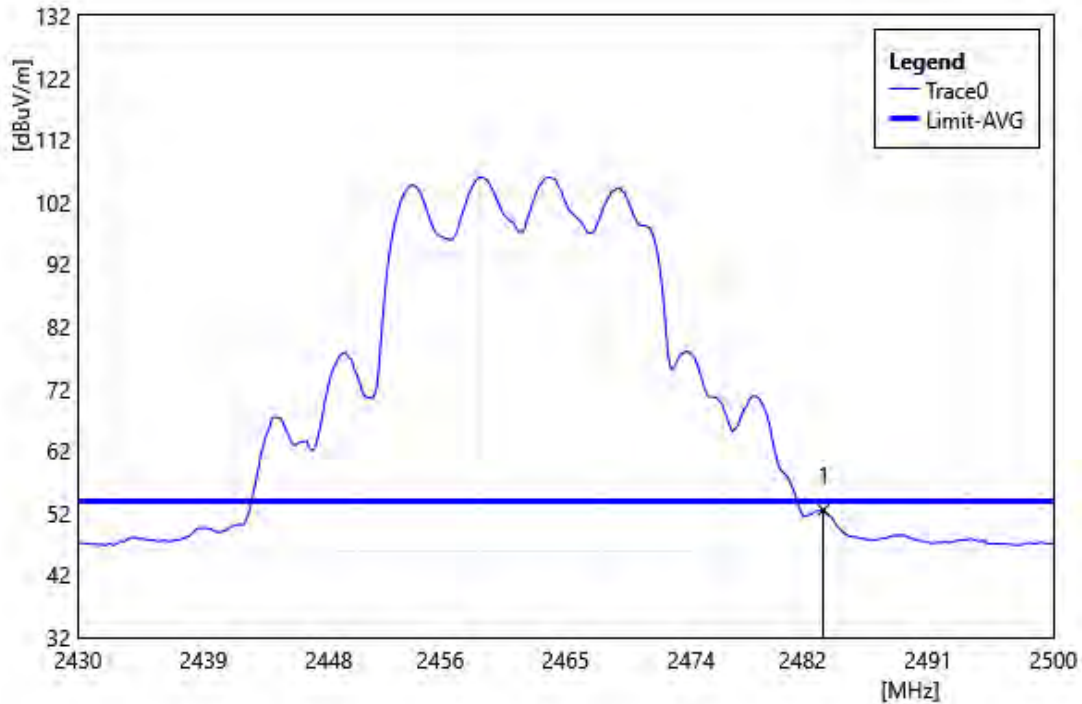
ID	Frequency MHz	Reading dBuV	Correct Factor dB/m	Result dBuV/m	Limit dBuV/m	Margin dB	Remark
1	2483.50	56.84	-4.96	51.88	54.00	-2.12	AVG
2	2486.91	56.74	-4.98	51.76	54.00	-2.24	AVG

Test Site:	96603-WG	Standard:	Part 15.247
Test Mode:	802.11ax HE20 2462 MHz		
Polarization:	Horizontal		
Remark:			



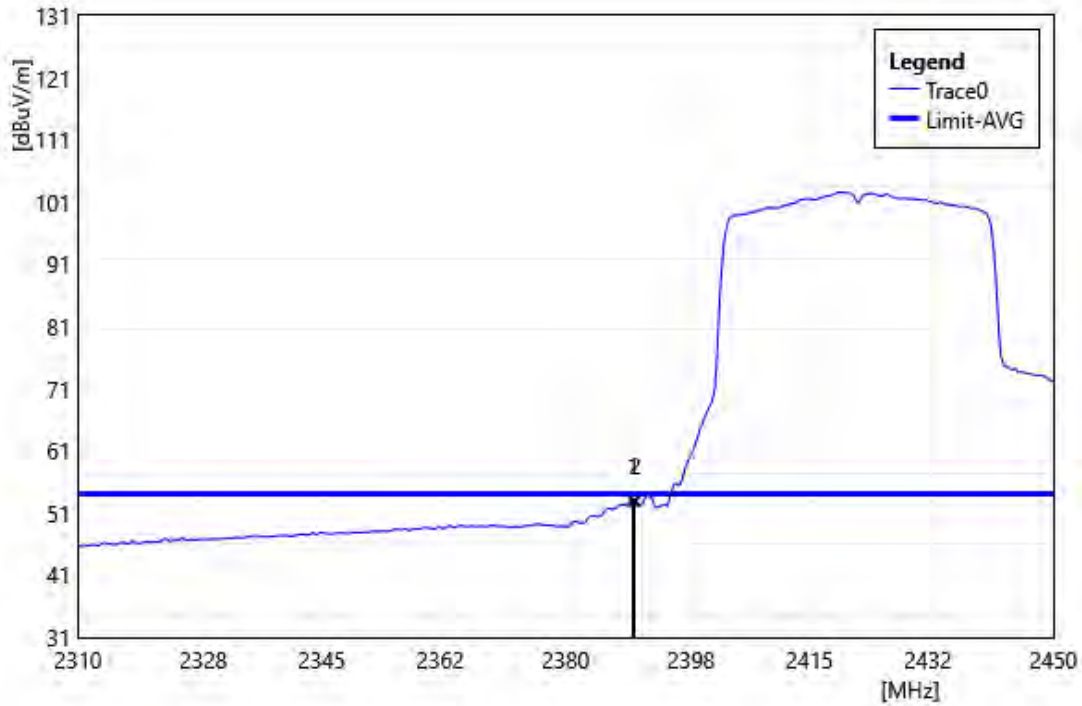
ID	Frequency MHz	Reading dBuV	Correct Factor dB/m	Result dBuV/m	Limit dBuV/m	Margin dB	Remark
1	2483.50	56.52	-4.96	51.56	54.00	-2.44	AVG

Test Site:	96603-WG	Standard:	Part 15.247
Test Mode:	802.11ax HE20 2462 MHz		
Polarization:	Vertical		
Remark:			



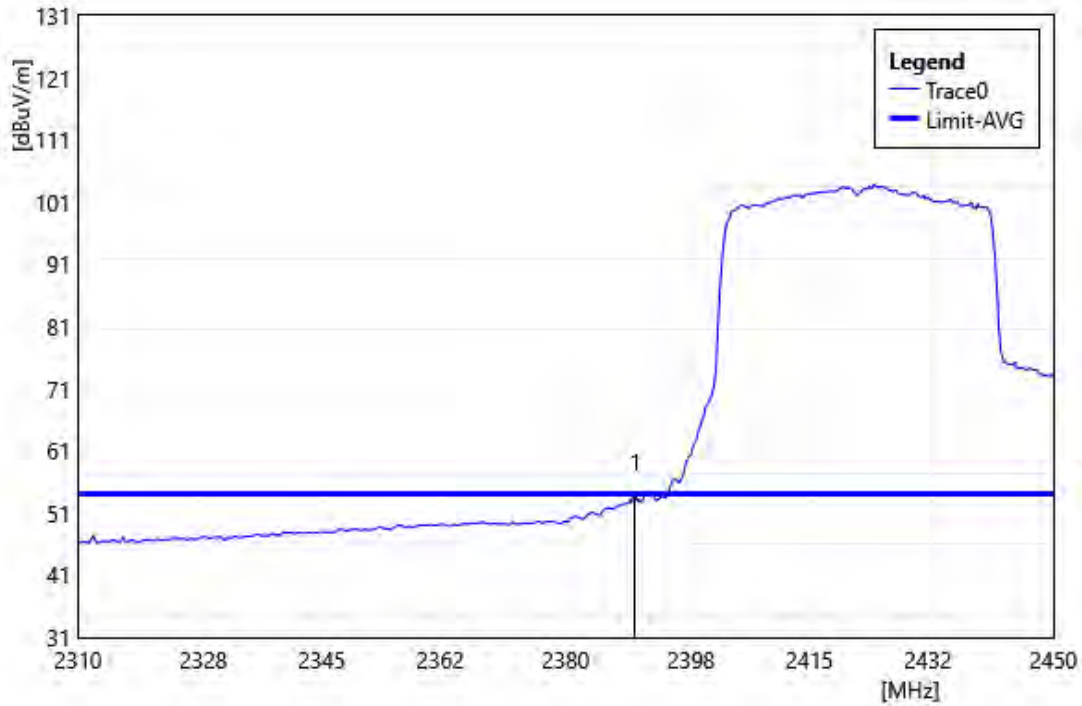
ID	Frequency MHz	Reading dBuV	Correct Factor dB/m	Result dBuV/m	Limit dBuV/m	Margin dB	Remark
1	2483.50	57.45	-4.96	52.49	54.00	-1.51	AVG

Test Site:	96603-WG	Standard:	Part 15.247
Test Mode:	802.11ax HE40 2422 MHz		
Polarization:	Horizontal		
Remark:			



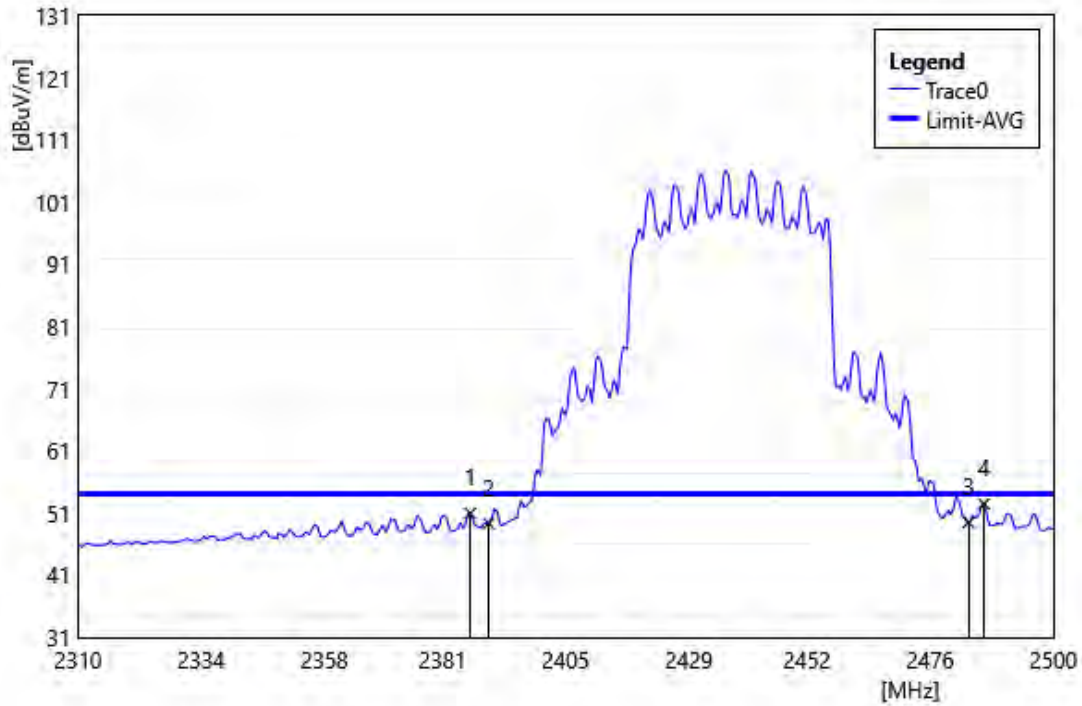
ID	Frequency MHz	Reading dBuV	Correct Factor dB/m	Result dBuV/m	Limit dBuV/m	Margin dB	Remark
1	2389.66	57.86	-4.95	52.91	54.00	-1.09	AVG
2	2390.00	57.85	-4.94	52.91	54.00	-1.09	AVG

Test Site:	96603-WG	Standard:	Part 15.247
Test Mode:	802.11ax HE40 2422 MHz		
Polarization:	Vertical		
Remark:			



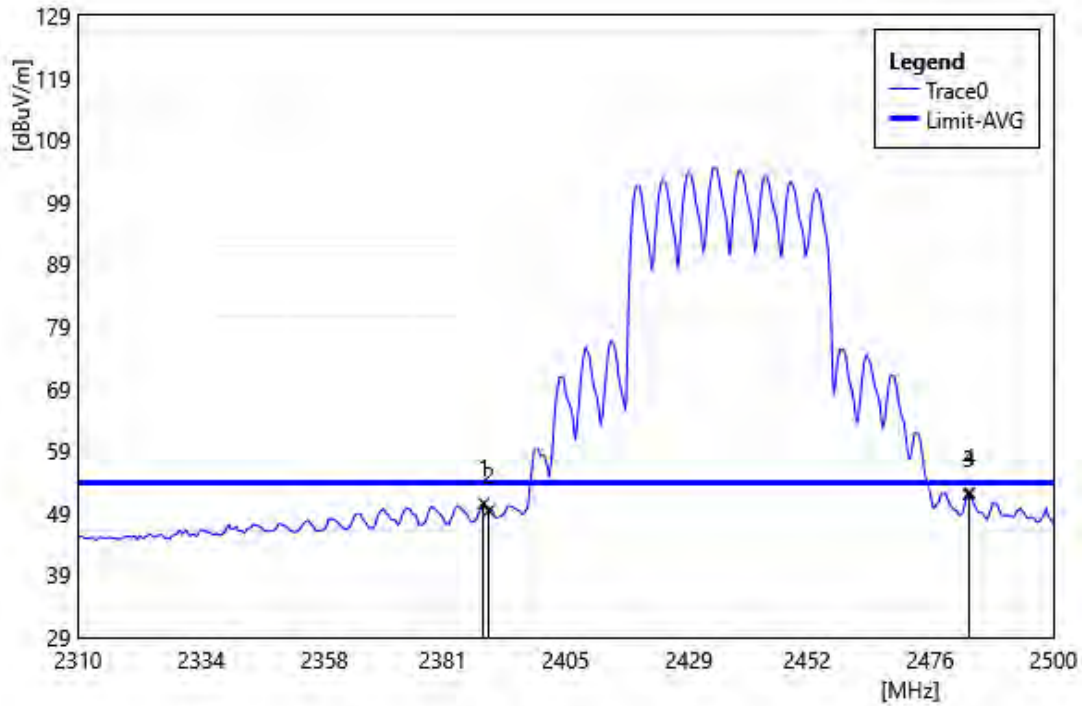
ID	Frequency MHz	Reading dBuV	Correct Factor dB/m	Result dBuV/m	Limit dBuV/m	Margin dB	Remark
1	2390.00	58.50	-4.94	53.56	54.00	-0.44	AVG

Test Site:	96603-WG	Standard:	Part 15.247
Test Mode:	802.11ax HE40 2437 MHz		
Polarization:	Horizontal		
Remark:			



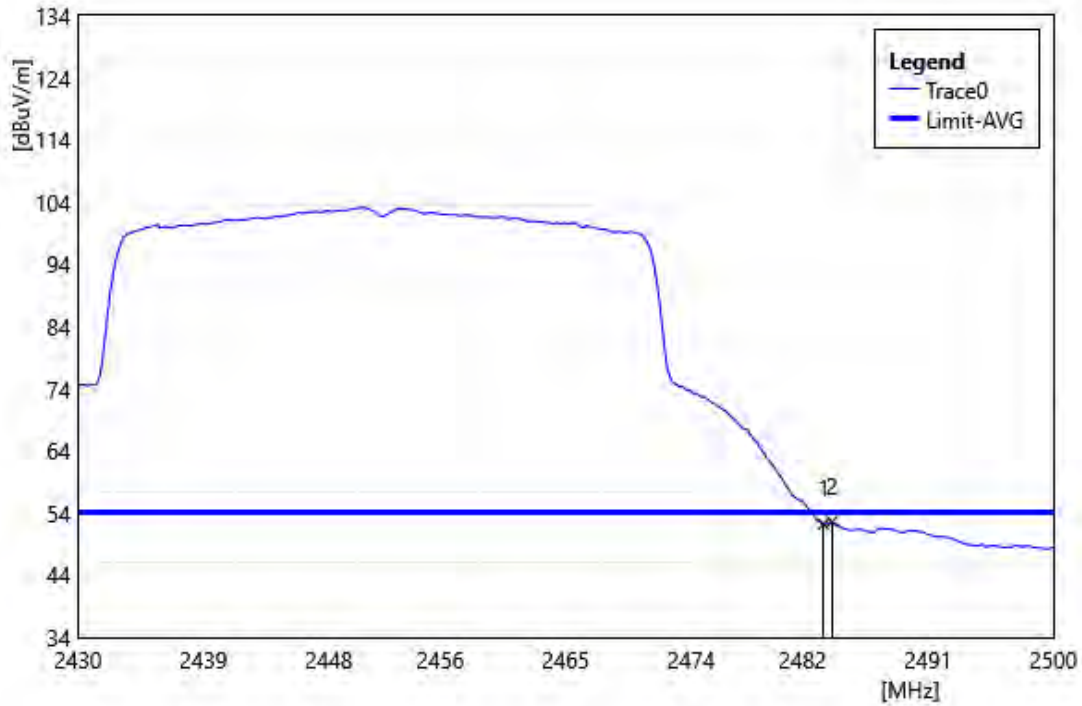
ID	Frequency MHz	Reading dBuV	Correct Factor dB/m	Result dBuV/m	Limit dBuV/m	Margin dB	Remark
1	2386.38	55.87	-4.90	50.97	54.00	-3.03	AVG
2	2390.00	54.24	-4.94	49.30	54.00	-4.70	AVG
3	2483.50	54.46	-4.96	49.50	54.00	-4.50	AVG
4	2486.51	57.43	-4.98	52.45	54.00	-1.55	AVG

Test Site:	96603-WG	Standard:	Part 15.247
Test Mode:	802.11ax HE40 2437 MHz		
Polarization:	Vertical		
Remark:			



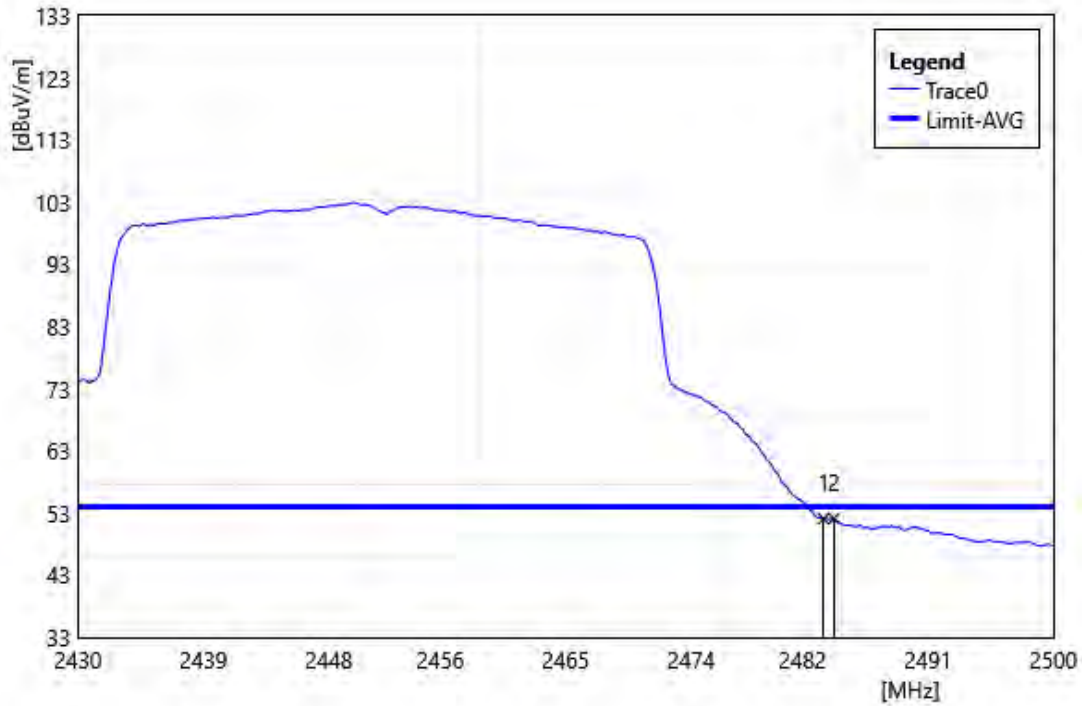
ID	Frequency MHz	Reading dBuV	Correct Factor dB/m	Result dBuV/m	Limit dBuV/m	Margin dB	Remark
1	2389.04	55.51	-4.94	50.57	54.00	-3.43	AVG
2	2390.00	54.30	-4.94	49.36	54.00	-4.64	AVG
3	2483.50	56.97	-4.96	52.01	54.00	-1.99	AVG
4	2483.66	57.28	-4.96	52.32	54.00	-1.68	AVG

Test Site:	96603-WG	Standard:	Part 15.247
Test Mode:	802.11ax HE40 2452 MHz		
Polarization:	Horizontal		
Remark:			



ID	Frequency MHz	Reading dBuV	Correct Factor dB/m	Result dBuV/m	Limit dBuV/m	Margin dB	Remark
1	2483.50	57.20	-4.96	52.24	54.00	-1.76	AVG
2	2484.11	57.58	-4.96	52.62	54.00	-1.38	AVG

Test Site:	96603-WG	Standard:	Part 15.247
Test Mode:	802.11ax HE40 2452 MHz		
Polarization:	Vertical		
Remark:			



ID	Frequency MHz	Reading dBuV	Correct Factor dB/m	Result dBuV/m	Limit dBuV/m	Margin dB	Remark
1	2483.50	57.07	-4.96	52.11	54.00	-1.89	AVG
2	2484.25	57.10	-4.97	52.13	54.00	-1.87	AVG

---END---