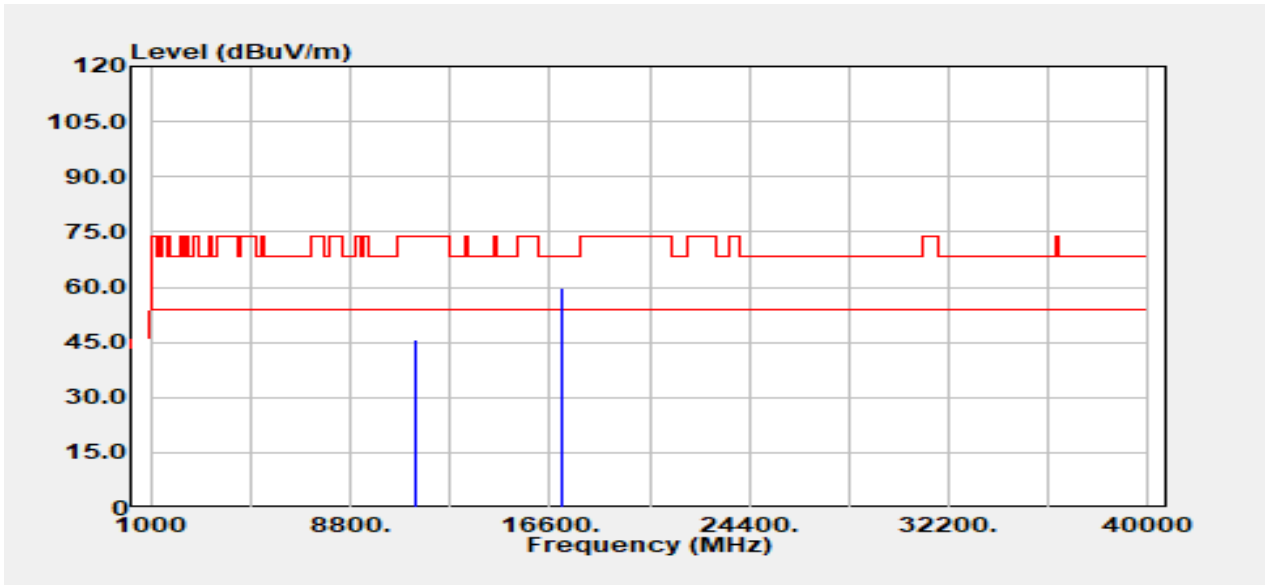
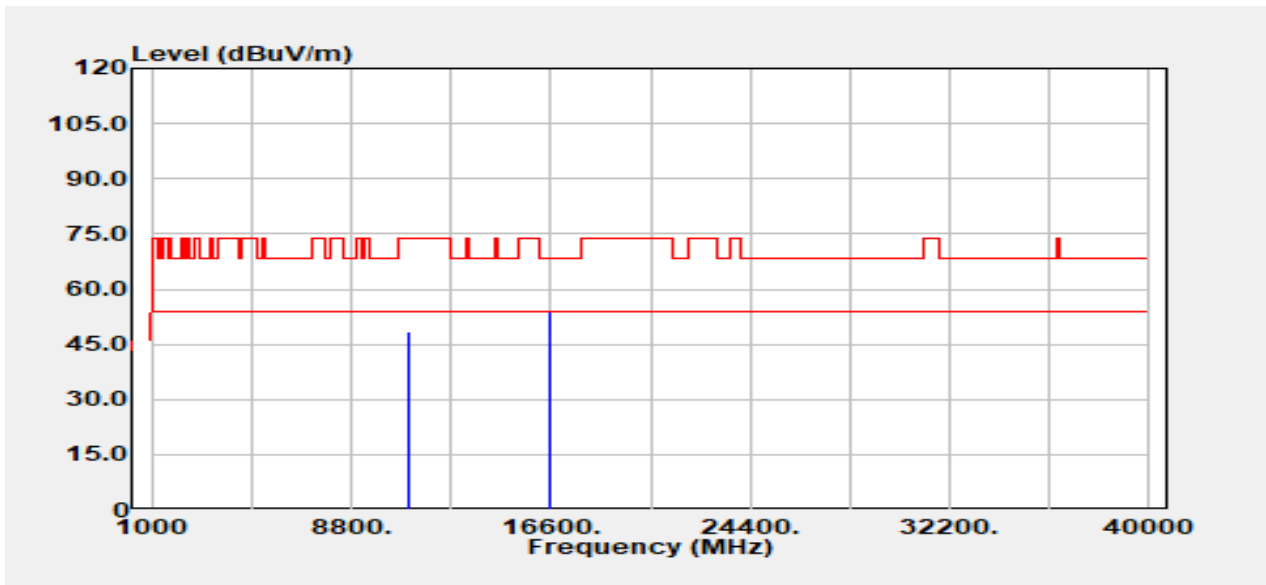


| | | | |
|----------------|------------------|--------------|-------------|
| Project No | :TM-2309000207P | Test Date | :2024-06-14 |
| Operation Band | :802.11n20/Band3 | Temp./Humi. | :24.6/57 |
| Frequency | :5700 MHz | Antenna Pol. | :Horizontal |
| Operation Mode | :TX | Engineer | :Tony Chao |
| EUT Pol | :E2 | Test Chamber | : 966A |
| Setting | :33 | | |



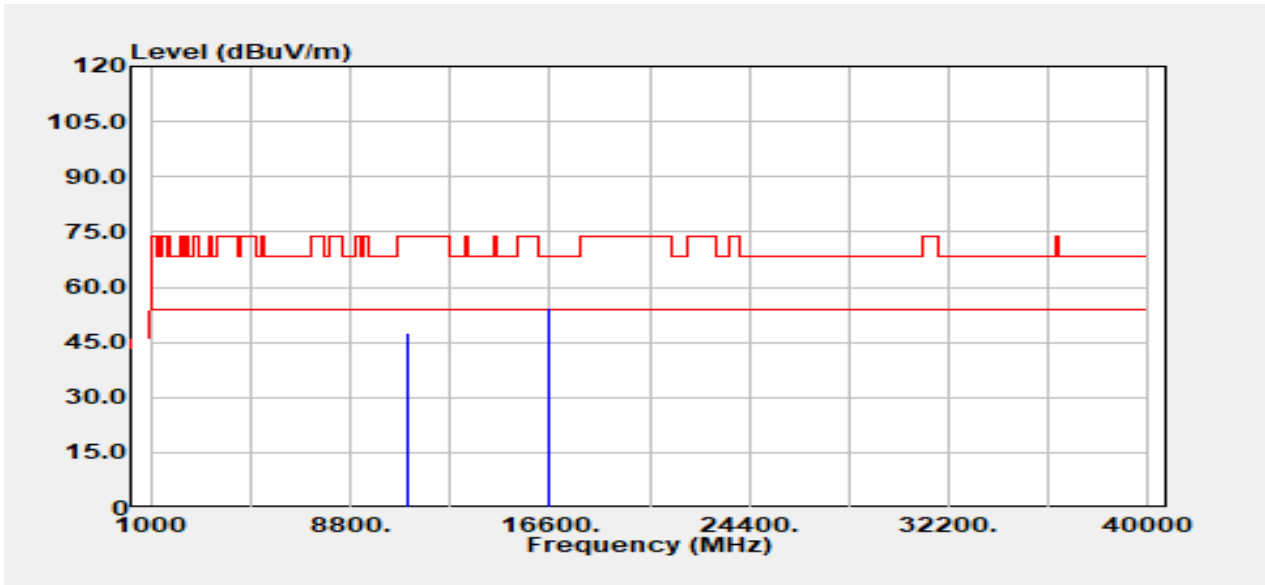
| Freq. MHz | Detector Mode PK/QP/AV | Spectrum Read Level dB μ V | Factor dB | Actual FS dB μ V/m | Limit dB μ V/m | Margin dB |
|--------------|------------------------------|--------------------------------------|--------------|------------------------------|-----------------------|--------------|
| 11400.00 | Peak | 32.10 | 13.81 | 45.91 | 74.00 | -28.09 |
| 11400.00 | Average | 25.64 | 13.81 | 39.45 | 54.00 | -14.55 |
| 17100.00 | Peak | 32.28 | 27.61 | 59.89 | 68.20 | -8.31 |

| | | | |
|----------------|------------------|--------------|-------------|
| Project No | :TM-2309000207P | Test Date | :2024-06-17 |
| Operation Band | :802.11n40/Band3 | Temp./Humi. | :24.6/57 |
| Frequency | :5510 MHz | Antenna Pol. | :Vertical |
| Operation Mode | :TX | Engineer | :Ray Li |
| EUT Pol | :E2 | Test Chamber | : 966A |
| Setting | :28 | | |



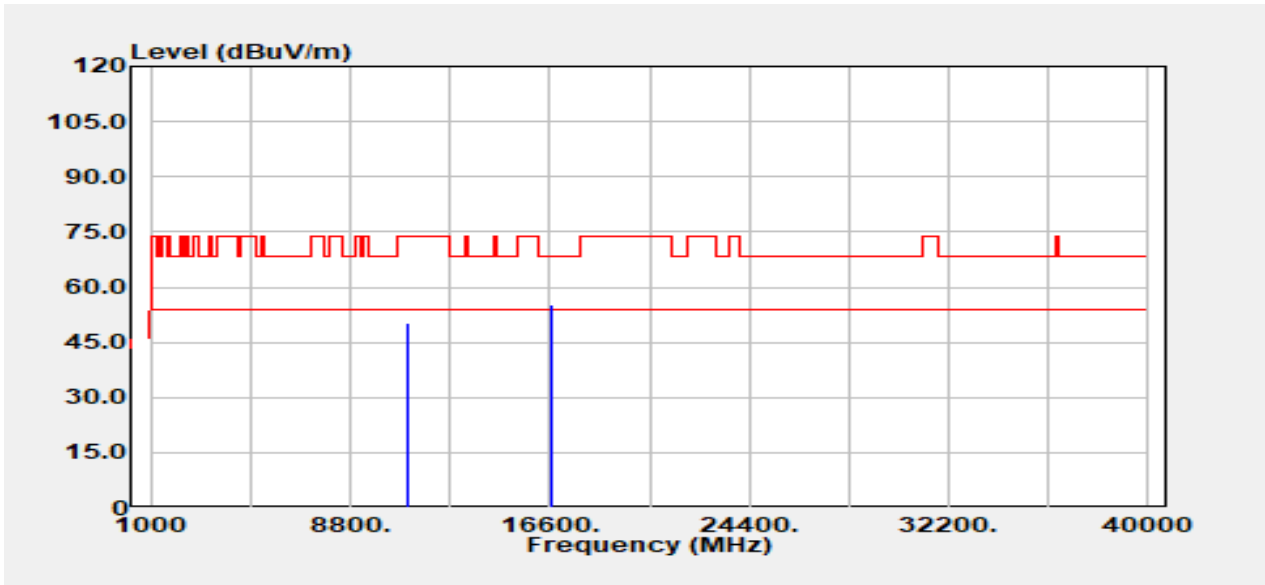
| Freq. MHz | Detector Mode PK/QP/AV | Spectrum Read Level dB μ V | Factor dB | Actual FS dB μ V/m | Limit dB μ V/m | Margin dB |
|--------------|------------------------------|--------------------------------------|--------------|------------------------------|-----------------------|--------------|
| 11020.00 | Peak | 34.60 | 13.75 | 48.35 | 74.00 | -25.65 |
| 11020.00 | Average | 27.53 | 13.75 | 41.28 | 54.00 | -12.72 |
| 16530.00 | Peak | 33.07 | 20.98 | 54.04 | 68.20 | -14.16 |

| | | | |
|----------------|------------------|--------------|-------------|
| Project No | :TM-2309000207P | Test Date | :2024-06-17 |
| Operation Band | :802.11n40/Band3 | Temp./Humi. | :24.6/57 |
| Frequency | :5510 MHz | Antenna Pol. | :Horizontal |
| Operation Mode | :TX | Engineer | :Ray Li |
| EUT Pol | :E2 | Test Chamber | : 966A |
| Setting | :28 | | |



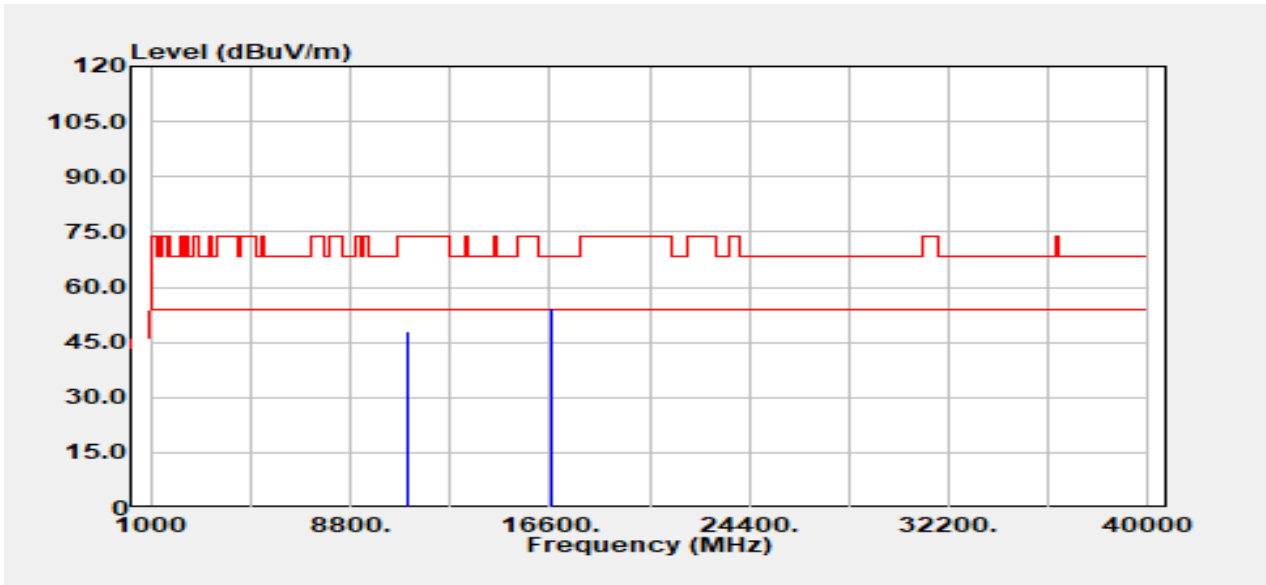
| Freq. MHz | Detector Mode PK/QP/AV | Spectrum Read Level dB μ V | Factor dB | Actual FS dB μ V/m | Limit dB μ V/m | Margin dB |
|--------------|------------------------------|--------------------------------------|--------------|------------------------------|-----------------------|--------------|
| 11020.00 | Peak | 33.88 | 13.75 | 47.63 | 74.00 | -26.37 |
| 11020.00 | Average | 26.07 | 13.75 | 39.82 | 54.00 | -14.18 |
| 16530.00 | Peak | 33.28 | 20.98 | 54.26 | 68.20 | -13.94 |

| | | | |
|----------------|------------------|--------------|-------------|
| Project No | :TM-2309000207P | Test Date | :2024-06-17 |
| Operation Band | :802.11n40/Band3 | Temp./Humi. | :24.6/57 |
| Frequency | :5550 MHz | Antenna Pol. | :Vertical |
| Operation Mode | :TX | Engineer | :Ray Li |
| EUT Pol | :E2 | Test Chamber | : 966A |
| Setting | :40 | | |



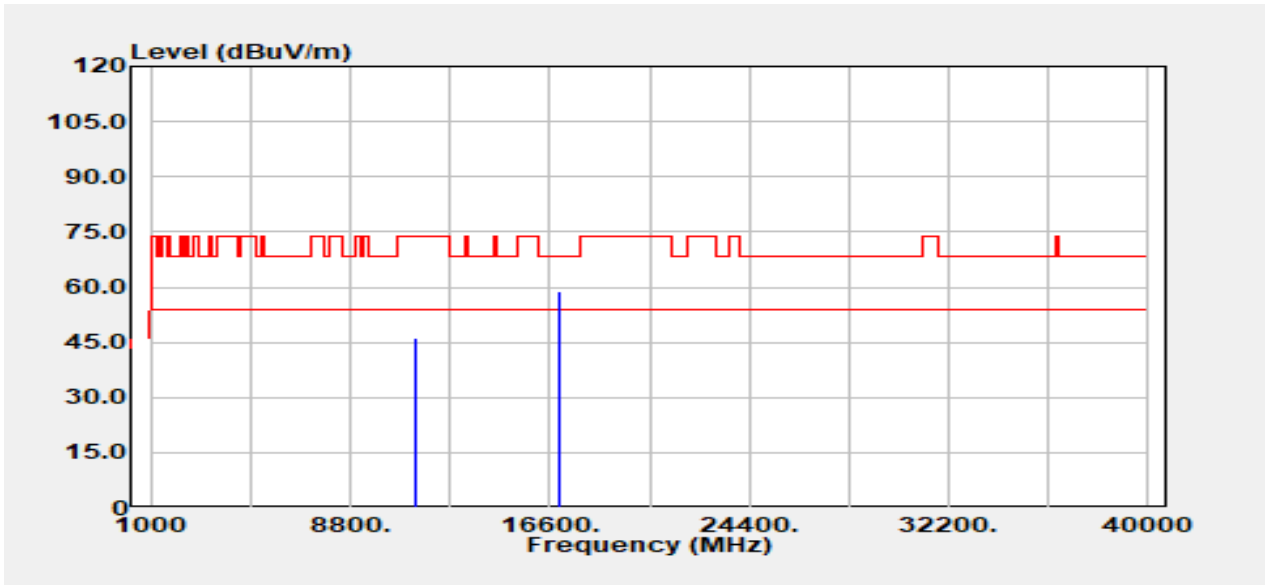
| Freq. MHz | Detector Mode PK/QP/AV | Spectrum Read Level d μ V | Factor dB | Actual FS d μ V/m | Limit d μ V/m | Margin dB |
|--------------|------------------------------|-------------------------------------|--------------|-----------------------------|----------------------|--------------|
| 11100.00 | Peak | 36.36 | 13.93 | 50.29 | 74.00 | -23.71 |
| 11100.00 | Average | 28.52 | 13.93 | 42.45 | 54.00 | -11.55 |
| 16650.00 | Peak | 33.84 | 21.52 | 55.36 | 68.20 | -12.84 |

| | | | |
|----------------|------------------|--------------|-------------|
| Project No | :TM-2309000207P | Test Date | :2024-06-17 |
| Operation Band | :802.11n40/Band3 | Temp./Humi. | :24.6/57 |
| Frequency | :5550 MHz | Antenna Pol. | :Horizontal |
| Operation Mode | :TX | Engineer | :Ray Li |
| EUT Pol | :E2 | Test Chamber | : 966A |
| Setting | :40 | | |



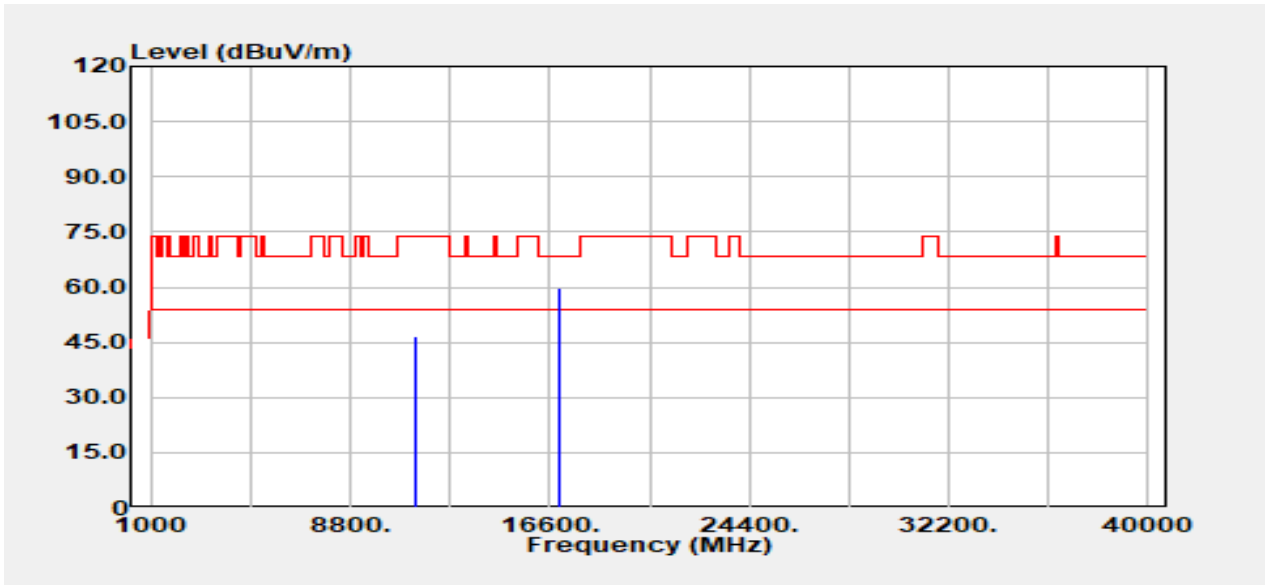
| Freq. MHz | Detector Mode PK/QP/AV | Spectrum Read Level dB μ V | Factor dB | Actual FS dB μ V/m | Limit dB μ V/m | Margin dB |
|--------------|------------------------------|--------------------------------------|--------------|------------------------------|-----------------------|--------------|
| 11100.00 | Peak | 34.25 | 13.93 | 48.18 | 74.00 | -25.82 |
| 11100.00 | Average | 26.85 | 13.93 | 40.78 | 54.00 | -13.22 |
| 16650.00 | Peak | 32.78 | 21.52 | 54.30 | 68.20 | -13.90 |

| | | | |
|----------------|------------------|--------------|-------------|
| Project No | :TM-2309000207P | Test Date | :2024-06-17 |
| Operation Band | :802.11n40/Band3 | Temp./Humi. | :24.6/57 |
| Frequency | :5670 MHz | Antenna Pol. | :Vertical |
| Operation Mode | :TX | Engineer | :Ray Li |
| EUT Pol | :E2 | Test Chamber | : 966A |
| Setting | :33 | | |



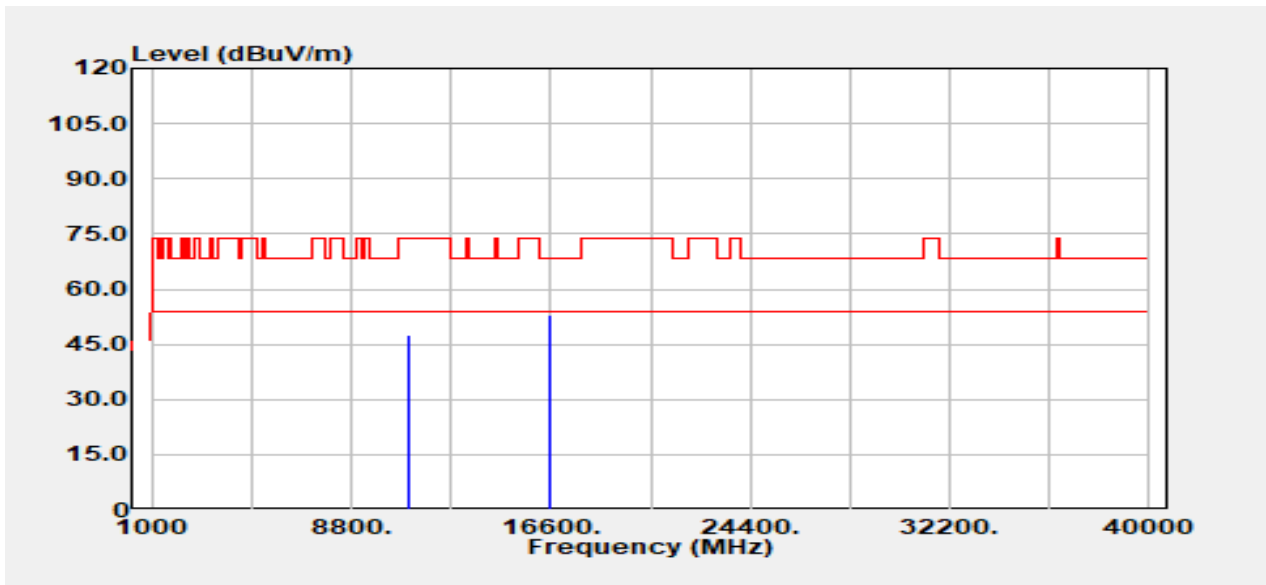
| Freq. MHz | Detector Mode PK/QP/AV | Spectrum Read Level d μ V | Factor dB | Actual FS d $B\mu$ V/m | Limit d $B\mu$ V/m | Margin dB |
|--------------|------------------------------|-------------------------------------|--------------|------------------------------|-----------------------|--------------|
| 11340.00 | Peak | 32.18 | 13.87 | 46.05 | 74.00 | -27.95 |
| 11340.00 | Average | 25.92 | 13.87 | 39.78 | 54.00 | -14.22 |
| 17010.00 | Peak | 31.96 | 26.82 | 58.78 | 68.20 | -9.42 |

| | | | |
|----------------|------------------|--------------|-------------|
| Project No | :TM-2309000207P | Test Date | :2024-06-17 |
| Operation Band | :802.11n40/Band3 | Temp./Humi. | :24.6/57 |
| Frequency | :5670 MHz | Antenna Pol. | :Horizontal |
| Operation Mode | :TX | Engineer | :Ray Li |
| EUT Pol | :E2 | Test Chamber | : 966A |
| Setting | :33 | | |



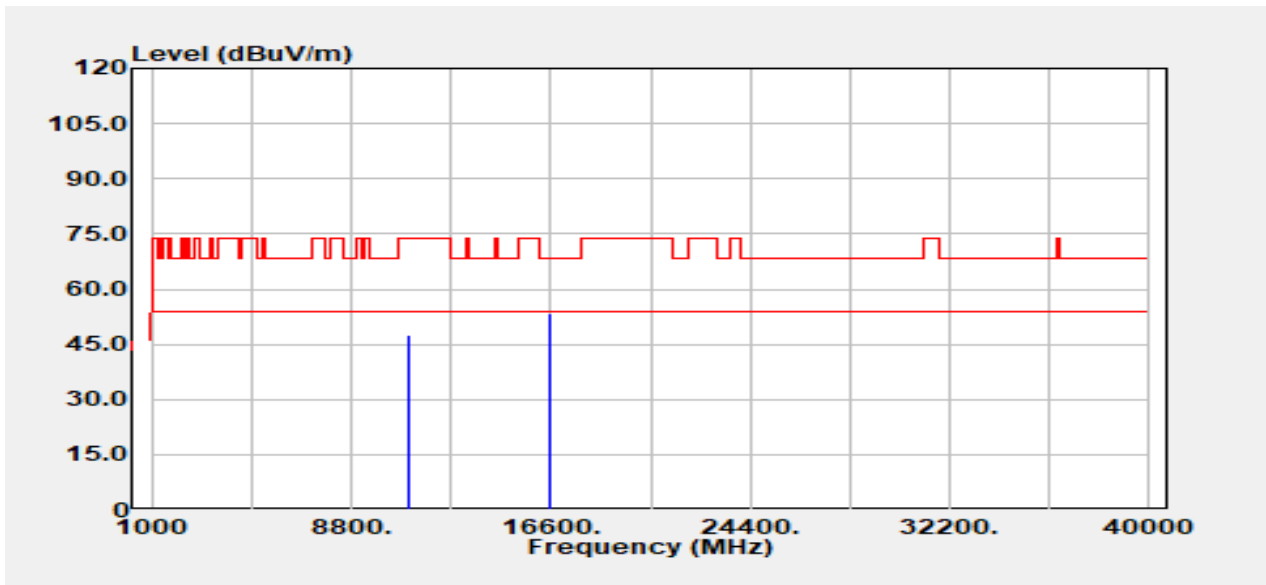
| Freq. MHz | Detector Mode PK/QP/AV | Spectrum Read Level dB μ V | Factor dB | Actual FS dB μ V/m | Limit dB μ V/m | Margin dB |
|--------------|------------------------------|--------------------------------------|--------------|------------------------------|-----------------------|--------------|
| 11340.00 | Peak | 32.96 | 13.87 | 46.82 | 74.00 | -27.18 |
| 11340.00 | Average | 25.46 | 13.87 | 39.32 | 54.00 | -14.68 |
| 17010.00 | Peak | 33.01 | 26.82 | 59.83 | 68.20 | -8.37 |

| | | | |
|----------------|-------------------|--------------|-------------|
| Project No | :TM-2309000207P | Test Date | :2024-06-18 |
| Operation Band | :802.11ac80/Band3 | Temp./Humi. | :24.6/57 |
| Frequency | :5530 MHz | Antenna Pol. | :Vertical |
| Operation Mode | :TX | Engineer | :Tony Chao |
| EUT Pol | :E2 | Test Chamber | : 966A |
| Setting | :29 | | |



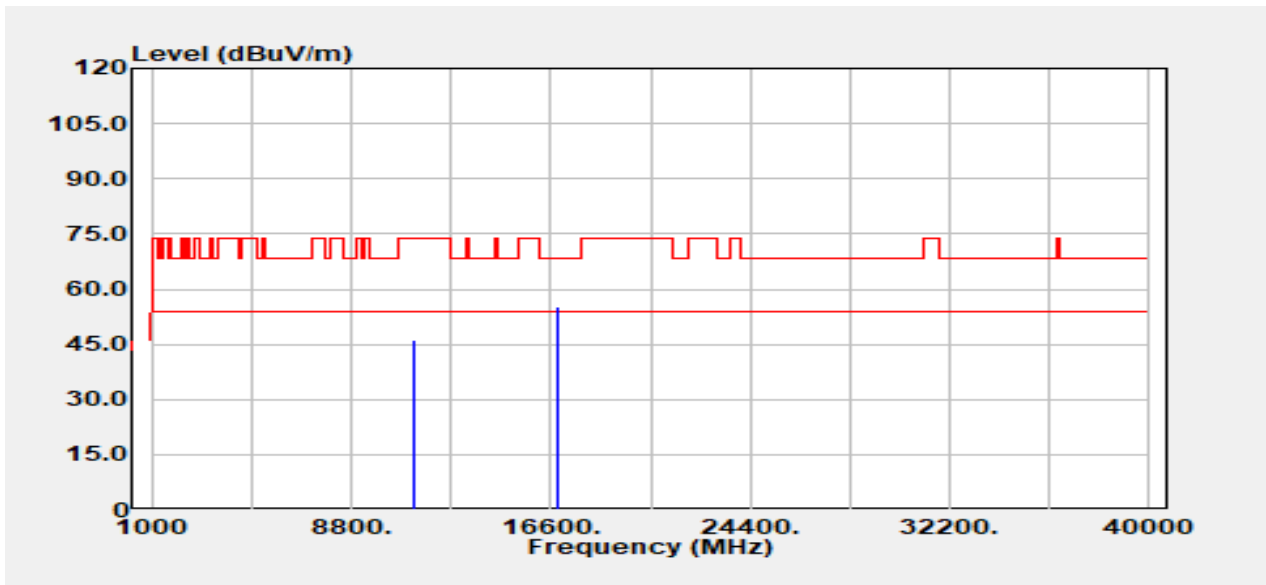
| Freq. MHz | Detector Mode PK/QP/AV | Spectrum Read Level dB μ V | Factor dB | Actual FS dB μ V/m | Limit dB μ V/m | Margin dB |
|--------------|------------------------------|--------------------------------------|--------------|------------------------------|-----------------------|--------------|
| 11060.00 | Peak | 33.72 | 13.97 | 47.69 | 74.00 | -26.31 |
| 11060.00 | Average | 26.79 | 13.97 | 40.77 | 54.00 | -13.23 |
| 16590.00 | Peak | 31.74 | 21.10 | 52.84 | 68.20 | -15.36 |

| | | | |
|----------------|-------------------|--------------|-------------|
| Project No | :TM-2309000207P | Test Date | :2024-06-18 |
| Operation Band | :802.11ac80/Band3 | Temp./Humi. | :24.6/57 |
| Frequency | :5530 MHz | Antenna Pol. | :Horizontal |
| Operation Mode | :TX | Engineer | :Tony Chao |
| EUT Pol | :E2 | Test Chamber | : 966A |
| Setting | :29 | | |



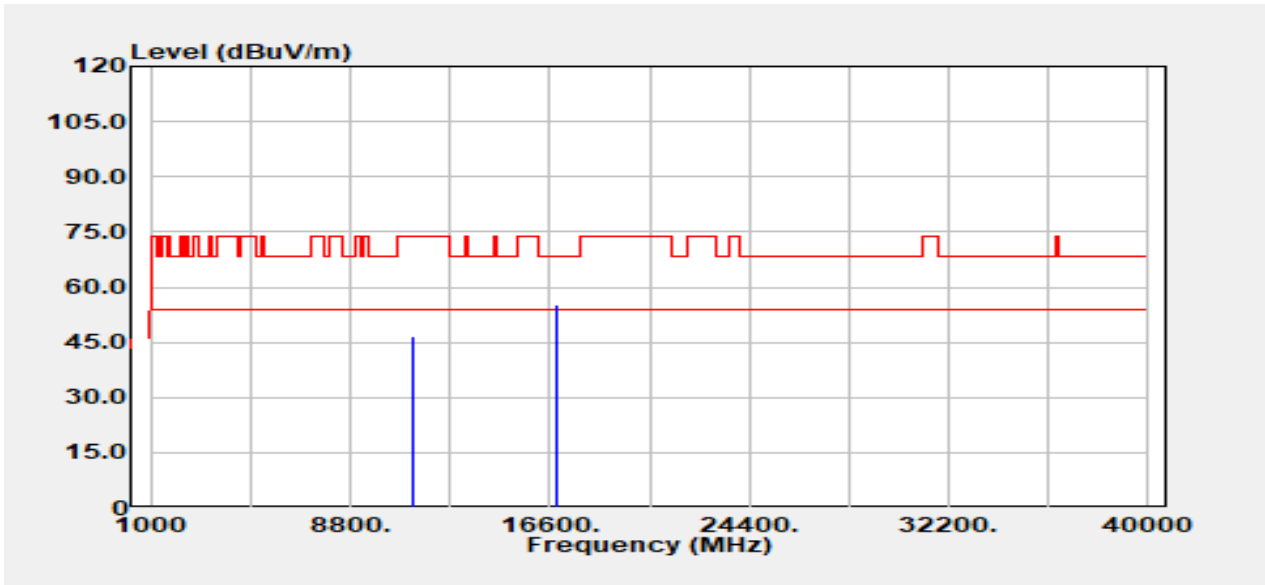
| Freq. MHz | Detector Mode PK/QP/AV | Spectrum Read Level dBμV | Factor dB | Actual FS dBμV/m | Limit dBμV/m | Margin dB |
|--------------|------------------------------|--------------------------------|--------------|------------------------|-----------------|--------------|
| 11060.00 | Peak | 33.76 | 13.97 | 47.74 | 74.00 | -26.26 |
| 11060.00 | Average | 26.83 | 13.97 | 40.80 | 54.00 | -13.20 |
| 16590.00 | Peak | 32.42 | 21.10 | 53.52 | 68.20 | -14.68 |

| | | | |
|----------------|-------------------|--------------|-------------|
| Project No | :TM-2309000207P | Test Date | :2024-06-18 |
| Operation Band | :802.11ac80/Band3 | Temp./Humi. | :24.6/57 |
| Frequency | :5610 MHz | Antenna Pol. | :Vertical |
| Operation Mode | :TX | Engineer | :Tony Chao |
| EUT Pol | :E2 | Test Chamber | : 966A |
| Setting | :36 | | |



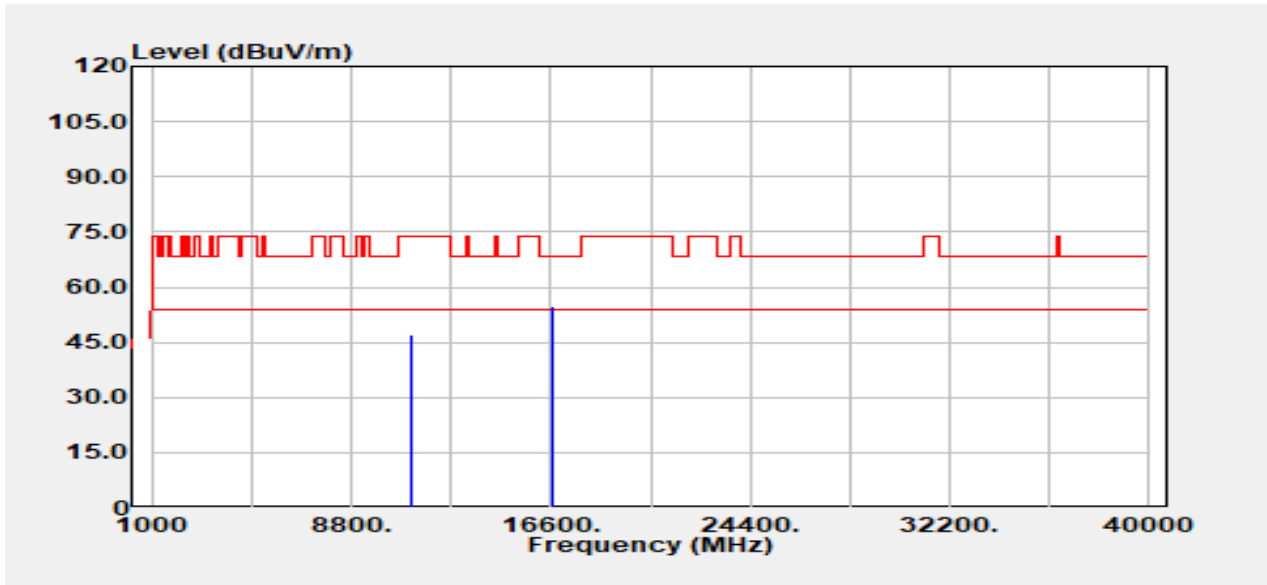
| Freq. MHz | Detector Mode PK/QP/AV | Spectrum Read Level d μ V | Factor dB | Actual FS d $B\mu$ V/m | Limit d $B\mu$ V/m | Margin dB |
|--------------|------------------------------|-------------------------------------|--------------|------------------------------|-----------------------|--------------|
| 11220.00 | Peak | 32.21 | 13.87 | 46.08 | 74.00 | -27.92 |
| 11220.00 | Average | 25.98 | 13.87 | 39.86 | 54.00 | -14.14 |
| 16830.00 | Peak | 31.22 | 24.12 | 55.33 | 68.20 | -12.87 |

| | | | |
|----------------|-------------------|--------------|-------------|
| Project No | :TM-2309000207P | Test Date | :2024-06-18 |
| Operation Band | :802.11ac80/Band3 | Temp./Humi. | :24.6/57 |
| Frequency | :5610 MHz | Antenna Pol. | :Horizontal |
| Operation Mode | :TX | Engineer | :Tony Chao |
| EUT Pol | :E2 | Test Chamber | : 966A |
| Setting | :36 | | |



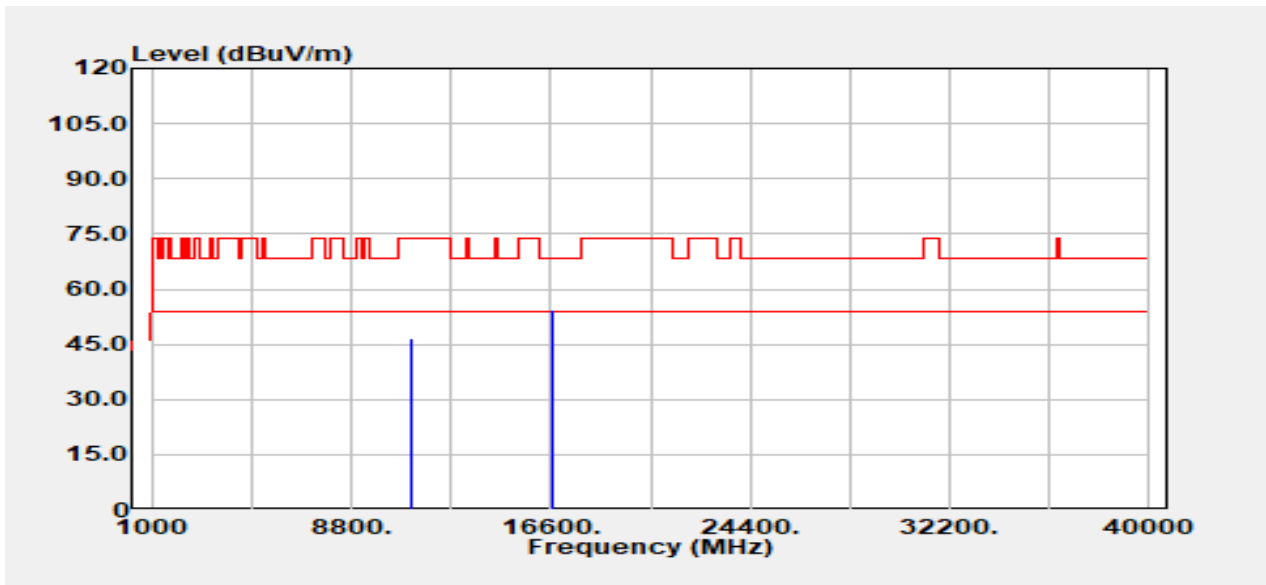
| Freq. MHz | Detector Mode PK/QP/AV | Spectrum Read Level dB μ V | Factor dB | Actual FS dB μ V/m | Limit dB μ V/m | Margin dB |
|--------------|------------------------------|--------------------------------------|--------------|------------------------------|-----------------------|--------------|
| 11220.00 | Peak | 32.97 | 13.87 | 46.85 | 74.00 | -27.15 |
| 11220.00 | Average | 26.00 | 13.87 | 39.88 | 54.00 | -14.12 |
| 16830.00 | Peak | 31.15 | 24.12 | 55.26 | 68.20 | -12.94 |

| | | | |
|----------------|--------------------|--------------|-------------|
| Project No | :TM-2309000207P | Test Date | :2024-06-18 |
| Operation Band | :802.11ac160/Band3 | Temp./Humi. | :24.6/57 |
| Frequency | :5570 MHz | Antenna Pol. | :Vertical |
| Operation Mode | :TX | Engineer | :Tony Chao |
| EUT Pol | :E2 | Test Chamber | : 966A |
| Setting | :28 | | |



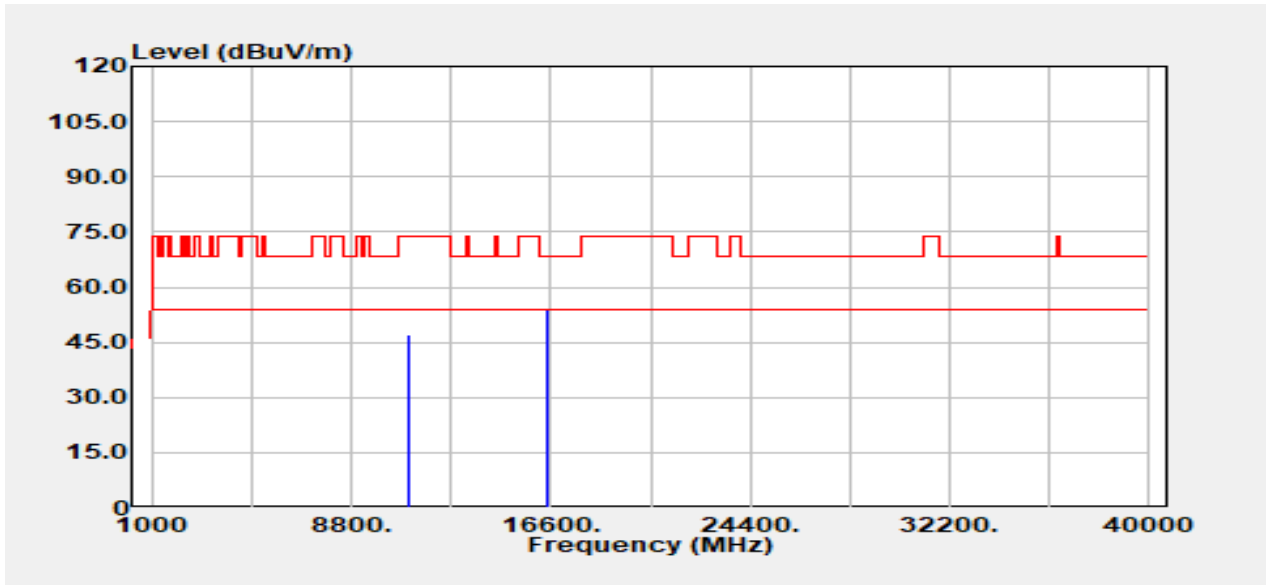
| Freq. MHz | Detector Mode PK/QP/AV | Spectrum Read Level dB μ V | Factor dB | Actual FS dB μ V/m | Limit dB μ V/m | Margin dB |
|--------------|------------------------------|--------------------------------------|--------------|------------------------------|-----------------------|--------------|
| 11140.00 | Peak | 33.36 | 13.64 | 47.00 | 74.00 | -27.00 |
| 11140.00 | Average | 26.38 | 13.64 | 40.02 | 54.00 | -13.98 |
| 16710.00 | Peak | 32.44 | 22.35 | 54.79 | 68.20 | -13.41 |

| | | | |
|----------------|--------------------|--------------|-------------|
| Project No | :TM-2309000207P | Test Date | :2024-06-18 |
| Operation Band | :802.11ac160/Band3 | Temp./Humi. | :24.6/57 |
| Frequency | :5570 MHz | Antenna Pol. | :Horizontal |
| Operation Mode | :TX | Engineer | :Tony Chao |
| EUT Pol | :E2 | Test Chamber | : 966A |
| Setting | :28 | | |



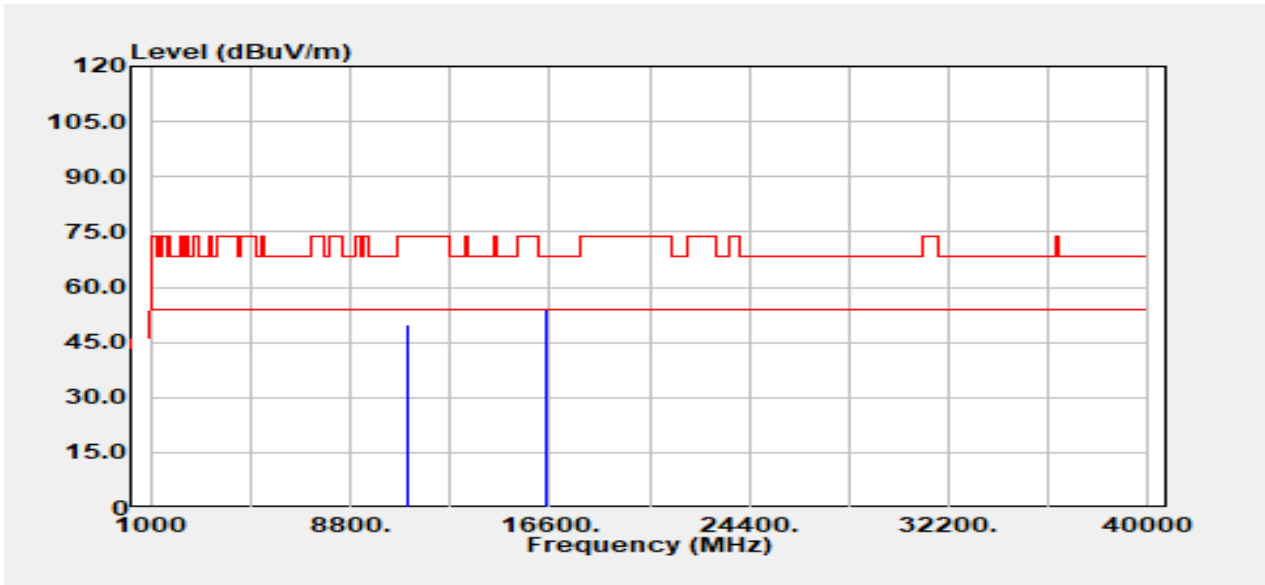
| Freq. MHz | Detector Mode PK/QP/AV | Spectrum Read Level dB μ V | Factor dB | Actual FS dB μ V/m | Limit dB μ V/m | Margin dB |
|--------------|------------------------------|--------------------------------------|--------------|------------------------------|-----------------------|--------------|
| 11140.00 | Peak | 32.87 | 13.64 | 46.51 | 74.00 | -27.49 |
| 11140.00 | Average | 26.45 | 13.64 | 40.09 | 54.00 | -13.91 |
| 16710.00 | Peak | 31.94 | 22.35 | 54.29 | 68.20 | -13.91 |

| | | | |
|----------------|-------------------|--------------|-------------|
| Project No | :TM-2309000207P | Test Date | :2024-06-19 |
| Operation Band | :802.11ax20/Band3 | Temp./Humi. | :24.5/58 |
| Frequency | :5500 MHz | Antenna Pol. | :Vertical |
| Operation Mode | :TX | Engineer | :Tony Chao |
| EUT Pol | :E2 | Test Chamber | : 966A |
| Setting | :30 | | |



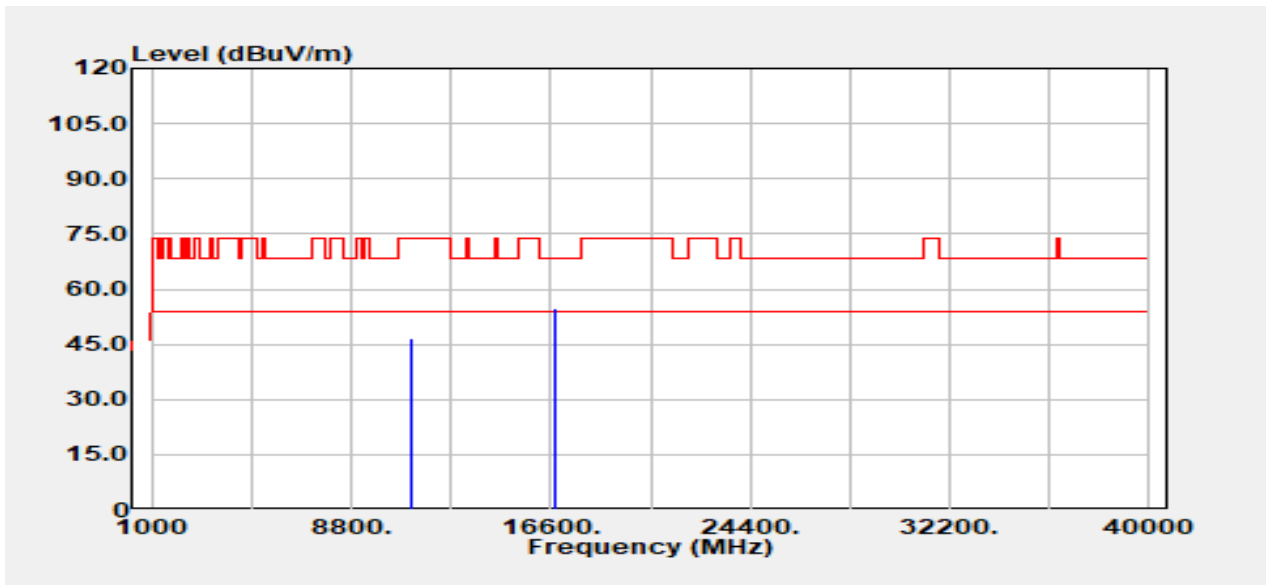
| Freq. MHz | Detector Mode PK/QP/AV | Spectrum Read Level d μ V | Factor dB | Actual FS d μ V/m | Limit d μ V/m | Margin dB |
|--------------|------------------------------|-------------------------------------|--------------|-----------------------------|----------------------|--------------|
| 11000.00 | Peak | 33.47 | 13.59 | 47.06 | 74.00 | -26.94 |
| 11000.00 | Average | 30.43 | 13.59 | 44.02 | 54.00 | -9.98 |
| 16500.00 | Peak | 32.53 | 21.16 | 53.69 | 68.20 | -14.51 |

| | | | |
|----------------|-------------------|--------------|-------------|
| Project No | :TM-2309000207P | Test Date | :2024-06-19 |
| Operation Band | :802.11ax20/Band3 | Temp./Humi. | :24.5/58 |
| Frequency | :5500 MHz | Antenna Pol. | :Horizontal |
| Operation Mode | :TX | Engineer | :Tony Chao |
| EUT Pol | :E2 | Test Chamber | : 966A |
| Setting | :30 | | |



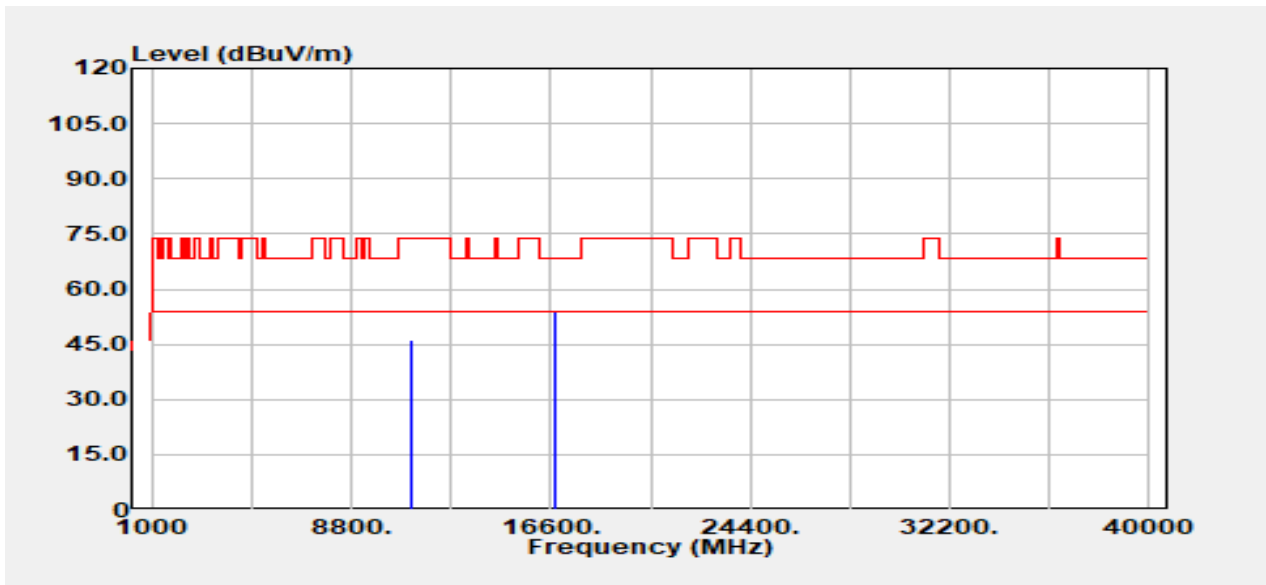
| Freq. MHz | Detector Mode PK/QP/AV | Spectrum Read Level dBμV | Factor dB | Actual FS dBμV/m | Limit dBμV/m | Margin dB |
|--------------|------------------------------|--------------------------------|--------------|------------------------|-----------------|--------------|
| 11000.00 | Peak | 36.41 | 13.59 | 50.00 | 74.00 | -24.00 |
| 11000.00 | Average | 27.12 | 13.59 | 40.71 | 54.00 | -13.29 |
| 16500.00 | Peak | 32.77 | 21.16 | 53.93 | 68.20 | -14.27 |

| | | | |
|----------------|-------------------|--------------|-------------|
| Project No | :TM-2309000207P | Test Date | :2024-06-19 |
| Operation Band | :802.11ax20/Band3 | Temp./Humi. | :24.5/58 |
| Frequency | :5580 MHz | Antenna Pol. | :Vertical |
| Operation Mode | :TX | Engineer | :Tony Chao |
| EUT Pol | :E2 | Test Chamber | : 966A |
| Setting | :30 | | |



| Freq. MHz | Detector Mode PK/QP/AV | Spectrum Read Level dBμV | Factor dB | Actual FS dBμV/m | Limit dBμV/m | Margin dB |
|--------------|------------------------------|--------------------------------|--------------|------------------------|-----------------|--------------|
| 11160.00 | Peak | 32.82 | 13.61 | 46.43 | 74.00 | -27.57 |
| 11160.00 | Average | 26.51 | 13.61 | 40.12 | 54.00 | -13.88 |
| 16740.00 | Peak | 32.15 | 22.60 | 54.76 | 68.20 | -13.44 |

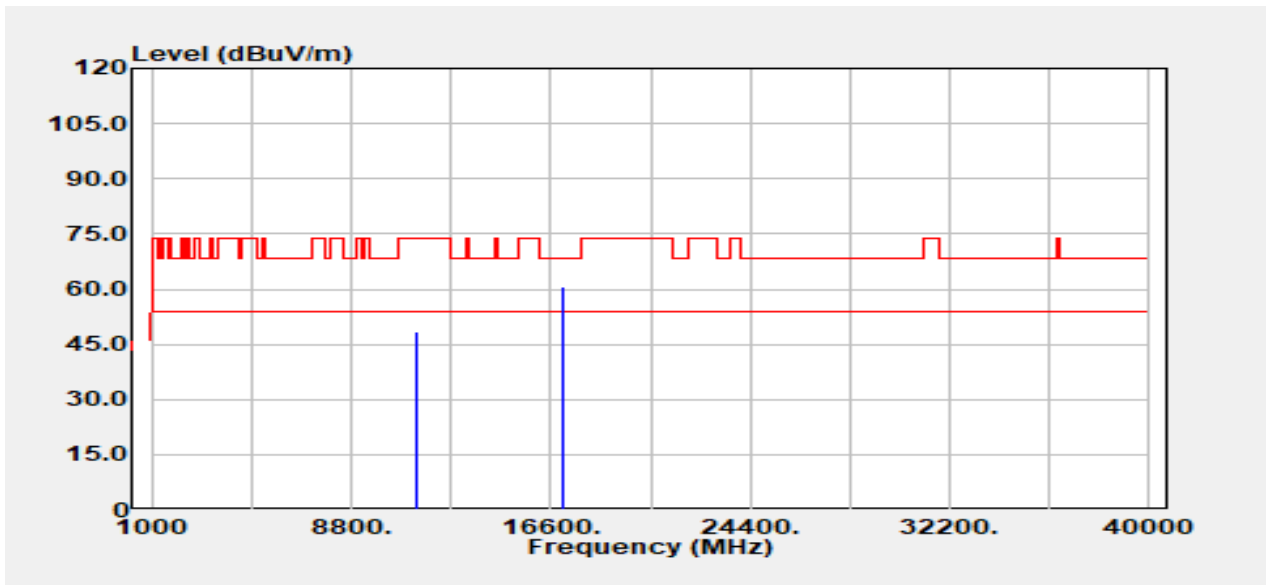
| | | | |
|----------------|-------------------|--------------|-------------|
| Project No | :TM-2309000207P | Test Date | :2024-06-19 |
| Operation Band | :802.11ax20/Band3 | Temp./Humi. | :24.5/58 |
| Frequency | :5580 MHz | Antenna Pol. | :Horizontal |
| Operation Mode | :TX | Engineer | :Tony Chao |
| EUT Pol | :E2 | Test Chamber | : 966A |
| Setting | :30 | | |



| Freq. MHz | Detector Mode PK/QP/AV | Spectrum Read Level dB μ V | Factor dB | Actual FS dB μ V/m | Limit dB μ V/m | Margin dB |
|--------------|------------------------------|--------------------------------------|--------------|------------------------------|-----------------------|--------------|
| 11160.00 | Peak | 32.40 | 13.61 | 46.01 | 74.00 | -27.99 |
| 11160.00 | Average | 26.42 | 13.61 | 40.03 | 54.00 | -13.97 |
| 16740.00 | Peak | 31.50 | 22.60 | 54.10 | 68.20 | -14.10 |

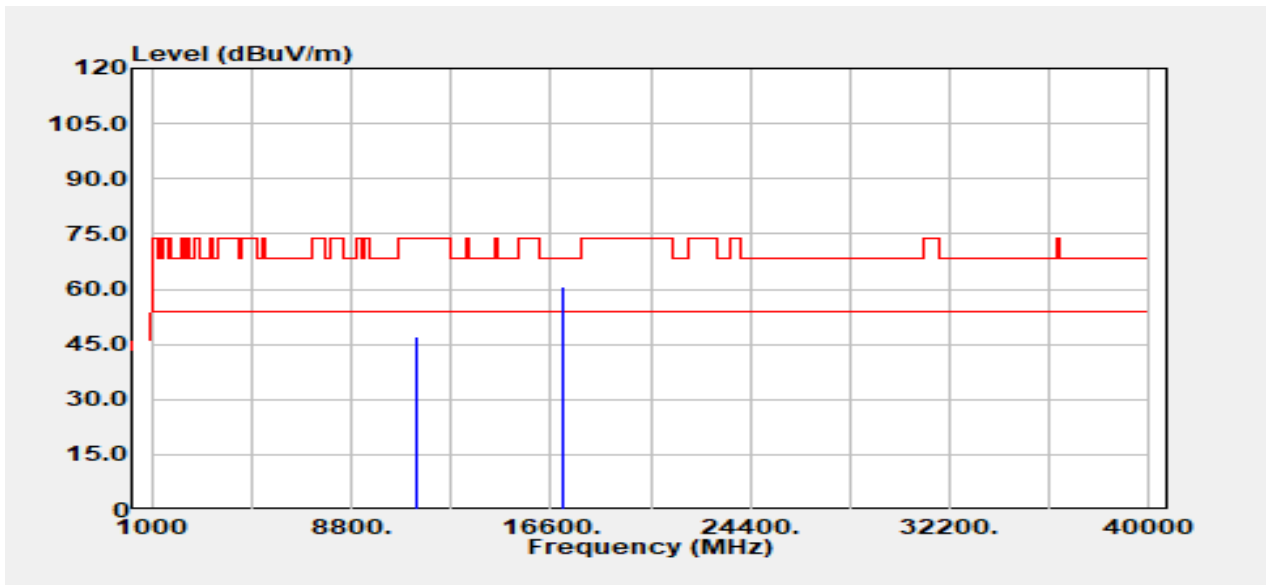
Report No.: TMWK2309003309KR

| | | | |
|----------------|-------------------|--------------|-------------|
| Project No | :TM-2309000207P | Test Date | :2024-06-19 |
| Operation Band | :802.11ax20/Band3 | Temp./Humi. | :24.5/58 |
| Frequency | :5700 MHz | Antenna Pol. | :Vertical |
| Operation Mode | :TX | Engineer | :Tony Chao |
| EUT Pol | :E2 | Test Chamber | : 966A |
| Setting | :30 | | |



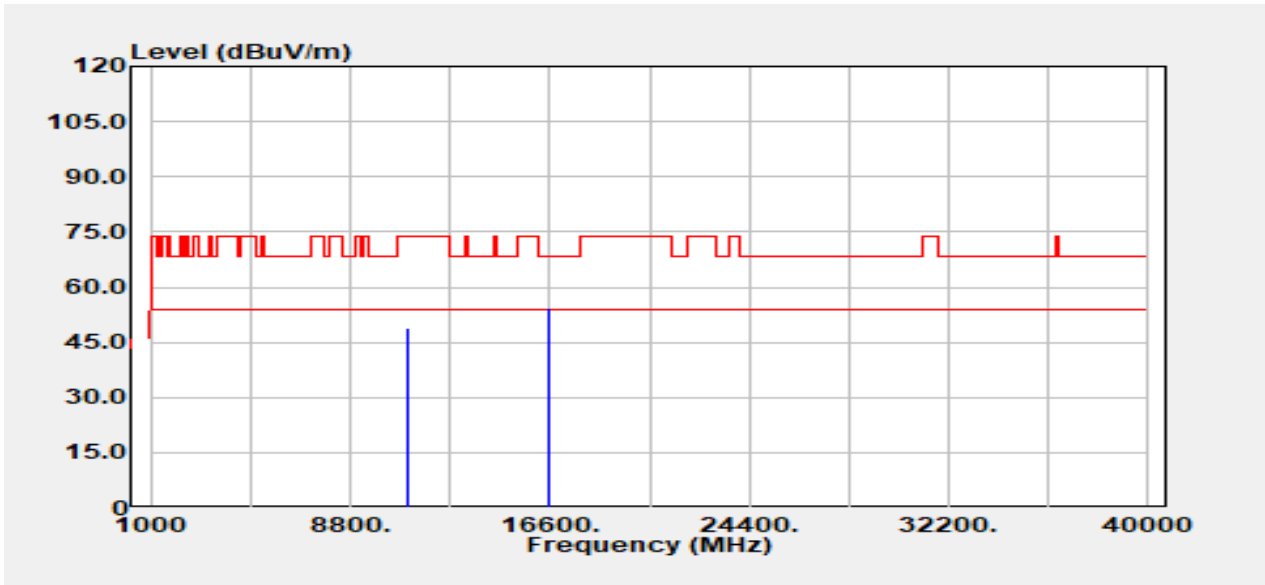
| Freq. MHz | Detector Mode PK/QP/AV | Spectrum Read Level dBμV | Factor dB | Actual FS dBμV/m | Limit dBμV/m | Margin dB |
|--------------|------------------------------|--------------------------------|--------------|------------------------|-----------------|--------------|
| 11400.00 | Peak | 34.44 | 13.81 | 48.25 | 74.00 | -25.75 |
| 11400.00 | Average | 27.71 | 13.81 | 41.52 | 54.00 | -12.48 |
| 17100.00 | Peak | 33.26 | 27.61 | 60.87 | 68.20 | -7.33 |

| | | | |
|----------------|-------------------|--------------|-------------|
| Project No | :TM-2309000207P | Test Date | :2024-06-19 |
| Operation Band | :802.11ax20/Band3 | Temp./Humi. | :24.5/58 |
| Frequency | :5700 MHz | Antenna Pol. | :Horizontal |
| Operation Mode | :TX | Engineer | :Tony Chao |
| EUT Pol | :E2 | Test Chamber | : 966A |
| Setting | :30 | | |



| Freq. MHz | Detector Mode PK/QP/AV | Spectrum Read Level d μ V | Factor dB | Actual FS d $B\mu$ V/m | Limit d $B\mu$ V/m | Margin dB |
|--------------|------------------------------|-------------------------------------|--------------|------------------------------|-----------------------|--------------|
| 11400.00 | Peak | 33.14 | 13.81 | 46.95 | 74.00 | -27.05 |
| 11400.00 | Average | 26.10 | 13.81 | 39.91 | 54.00 | -14.09 |
| 17100.00 | Peak | 33.03 | 27.61 | 60.64 | 68.20 | -7.56 |

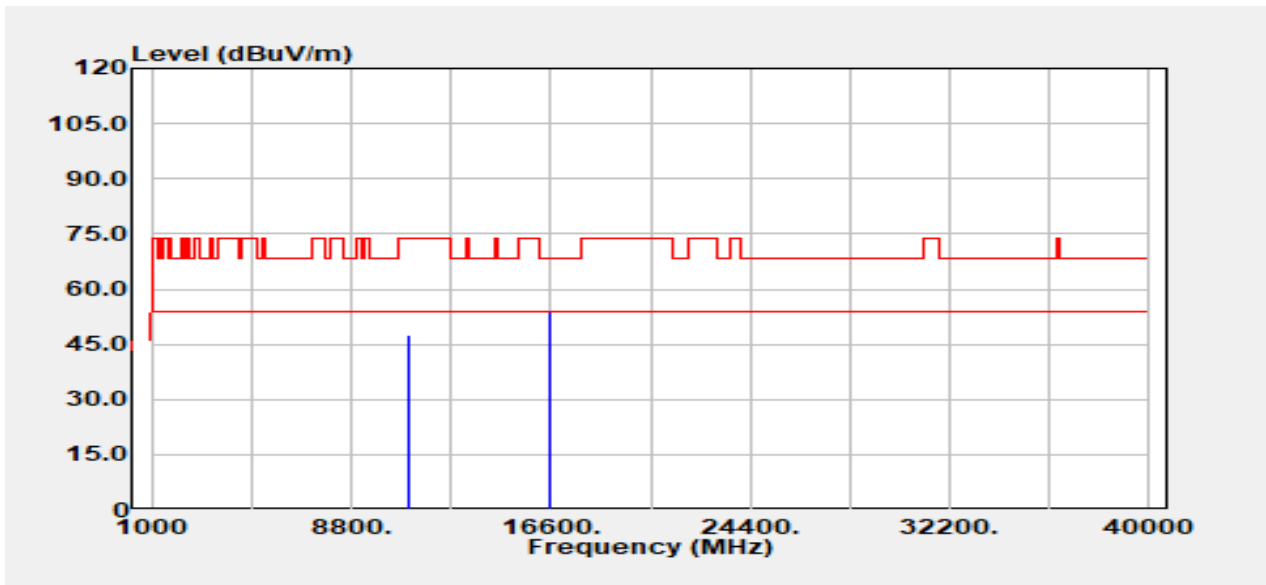
| | | | |
|----------------|-------------------|--------------|-------------|
| Project No | :TM-2309000207P | Test Date | :2024-06-20 |
| Operation Band | :802.11ax40/Band3 | Temp./Humi. | :24.6/57 |
| Frequency | :5510 MHz | Antenna Pol. | :VERTICAL |
| Operation Mode | :TX | Engineer | :Tony Chao |
| EUT Pol | :E2 | Test Chamber | : 966A |
| Setting | :29 | | |



| Freq. MHz | Detector Mode PK/QP/AV | Spectrum Read Level dBuV | Factor dB | Actual FS dBuV/m | Limit dBuV/m | Margin dB |
|--------------|------------------------------|--------------------------------|--------------|------------------------|-----------------|--------------|
| 11020.00 | Peak | 35.04 | 13.75 | 48.79 | 74.00 | -25.21 |
| 11020.00 | Average | 26.48 | 13.75 | 40.23 | 54.00 | -13.77 |
| 16530.00 | Peak | 33.47 | 20.98 | 54.44 | 68.20 | -13.76 |

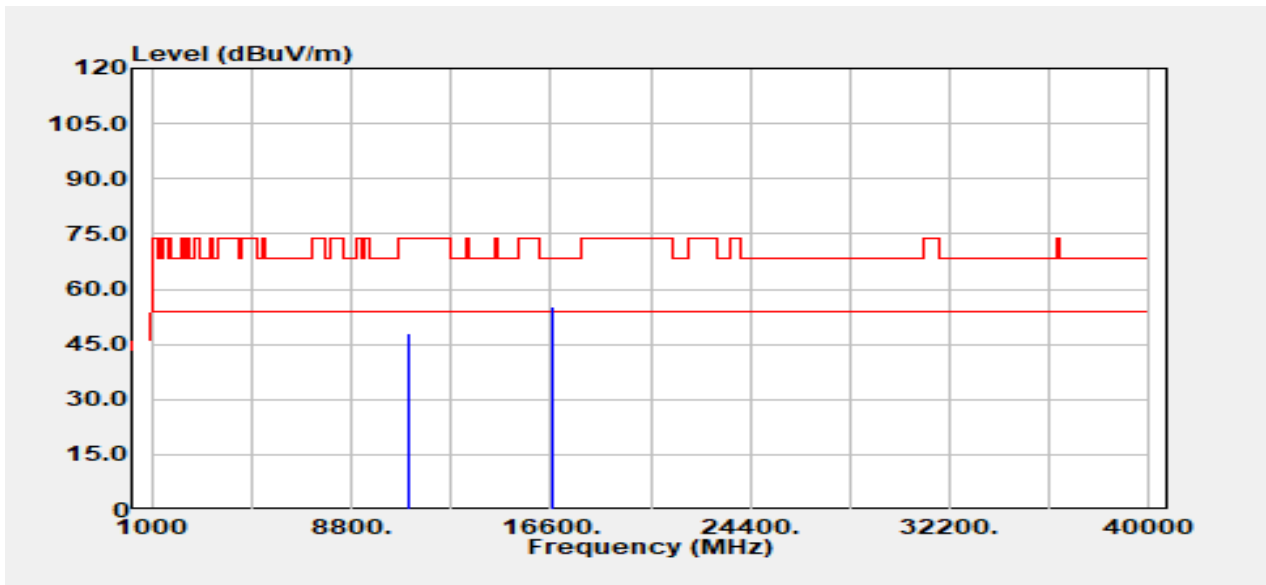
Project No :TM-2309000207P
 Operation Band :802.11ax40/Band3
 Frequency :5510 MHz
 Operation Mode :TX
 EUT Pol :E2
 Setting :29

Test Date :2024-06-20
 Temp./Humi. :24.6/57
 Antenna Pol. :HORIZONTAL
 Engineer :Tony Chao
 Test Chamber : 966A



| Freq. MHz | Detector Mode PK/QP/AV | Spectrum Read Level dBUV | Factor dB | Actual FS dBUV/m | Limit dBUV/m | Margin dB |
|--------------|------------------------------|--------------------------------|--------------|------------------------|-----------------|--------------|
| 11020.00 | Peak | 33.97 | 13.75 | 47.72 | 74.00 | -26.28 |
| 11020.00 | Average | 25.19 | 13.75 | 38.94 | 54.00 | -15.06 |
| 16530.00 | Peak | 33.13 | 20.98 | 54.11 | 68.20 | -14.09 |

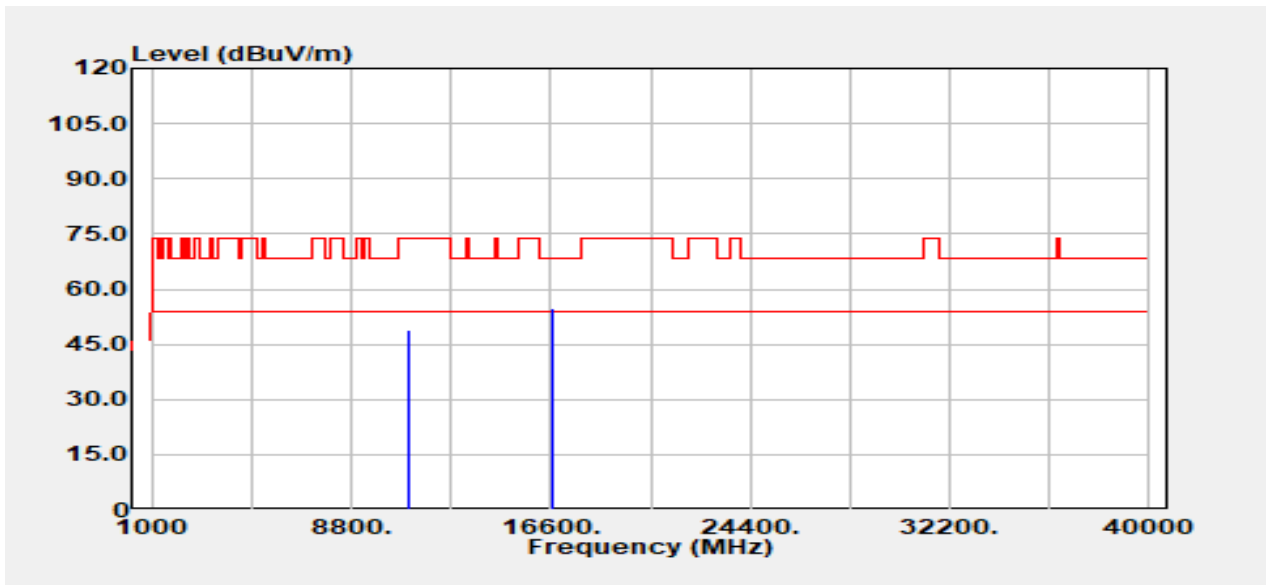
| | | | |
|----------------|-------------------|--------------|-------------|
| Project No | :TM-2309000207P | Test Date | :2024-06-20 |
| Operation Band | :802.11ax40/Band3 | Temp./Humi. | :24.6/57 |
| Frequency | :5550 MHz | Antenna Pol. | :VERTICAL |
| Operation Mode | :TX | Engineer | :Tony Chao |
| EUT Pol | :E2 | Test Chamber | : 966A |
| Setting | :39 | | |



| Freq. MHz | Detector Mode PK/QP/AV | Spectrum Read Level dB μ V | Factor dB | Actual FS dB μ V/m | Limit dB μ V/m | Margin dB |
|--------------|------------------------------|--------------------------------------|--------------|------------------------------|-----------------------|--------------|
| 11100.00 | Peak | 33.98 | 13.93 | 47.91 | 74.00 | -26.09 |
| 11100.00 | Average | 26.87 | 13.93 | 40.80 | 54.00 | -13.20 |
| 16650.00 | Peak | 33.77 | 21.52 | 55.29 | 68.20 | -12.91 |

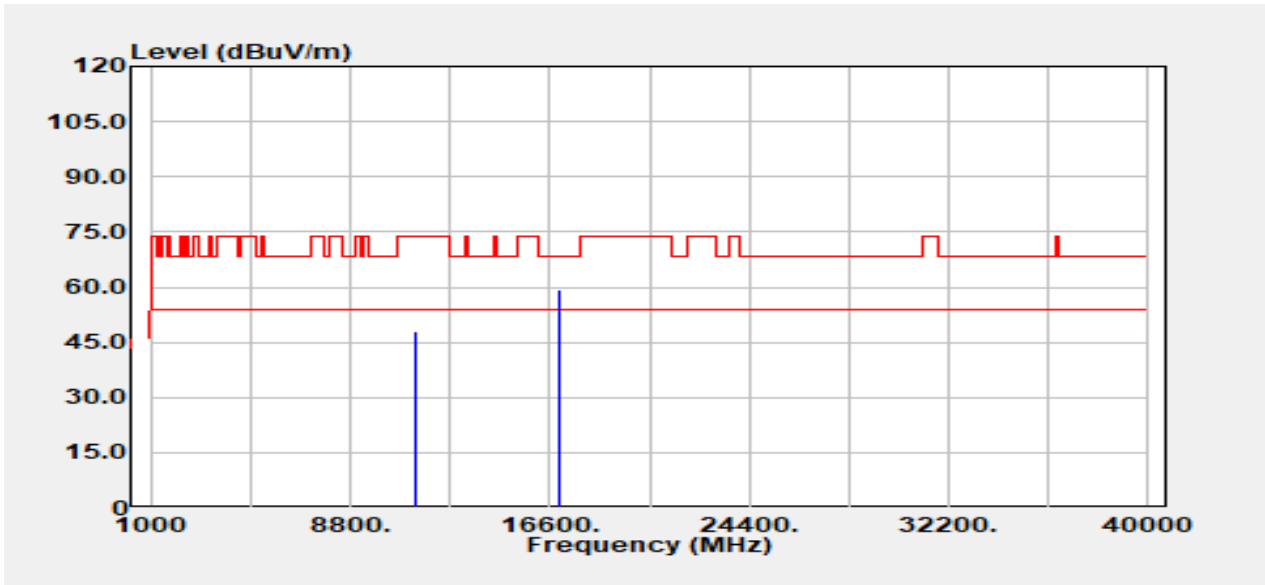
Project No :TM-2309000207P
 Operation Band :802.11ax40/Band3
 Frequency :5550 MHz
 Operation Mode :TX
 EUT Pol :E2
 Setting :39

Test Date :2024-06-20
 Temp./Humi. :24.6/57
 Antenna Pol. :HORIZONTAL
 Engineer :Tony Chao
 Test Chamber : 966A



| Freq. MHz | Detector Mode PK/QP/AV | Spectrum Read Level dB μ V | Factor dB | Actual FS dB μ V/m | Limit dB μ V/m | Margin dB |
|--------------|------------------------------|--------------------------------------|--------------|------------------------------|-----------------------|--------------|
| 11100.00 | Peak | 34.85 | 13.93 | 48.78 | 74.00 | -25.22 |
| 11100.00 | Average | 26.75 | 13.93 | 40.68 | 54.00 | -13.32 |
| 16650.00 | Peak | 33.33 | 21.52 | 54.85 | 68.20 | -13.35 |

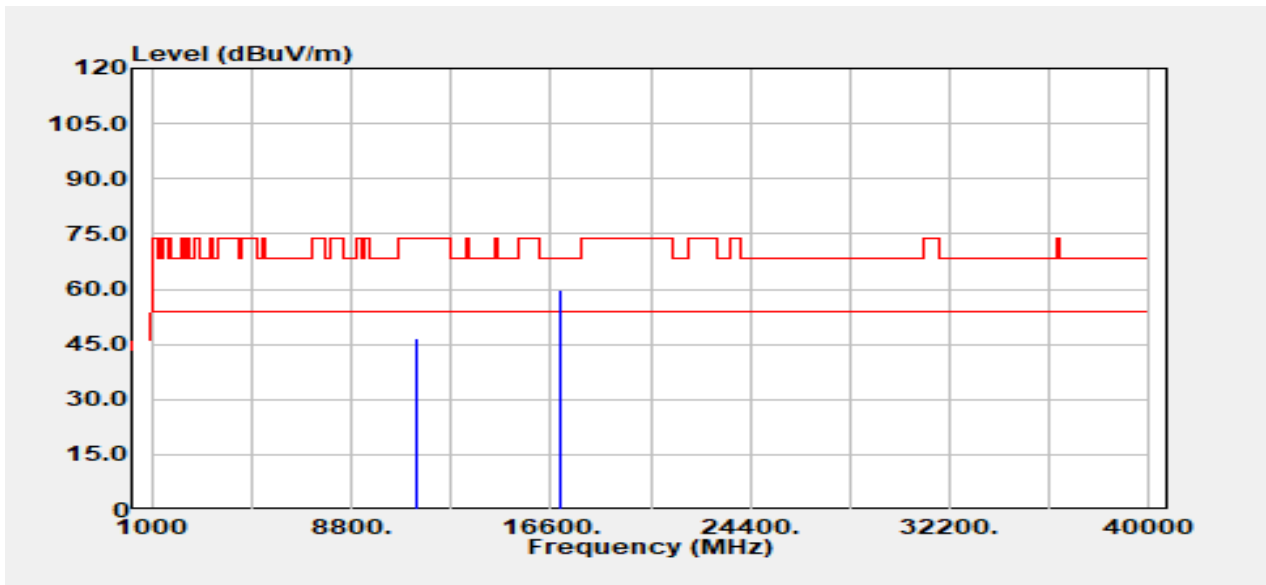
| | | | |
|----------------|-------------------|--------------|-------------|
| Project No | :TM-2309000207P | Test Date | :2024-06-20 |
| Operation Band | :802.11ax40/Band3 | Temp./Humi. | :24.6/57 |
| Frequency | :5670 MHz | Antenna Pol. | :VERTICAL |
| Operation Mode | :TX | Engineer | :Tony Chao |
| EUT Pol | :E2 | Test Chamber | : 966A |
| Setting | :36 | | |



| Freq. MHz | Detector Mode PK/QP/AV | Spectrum Read Level dB μ V | Factor dB | Actual FS dB μ V/m | Limit dB μ V/m | Margin dB |
|--------------|------------------------------|--------------------------------------|--------------|------------------------------|-----------------------|--------------|
| 11340.00 | Peak | 34.09 | 13.87 | 47.96 | 74.00 | -26.04 |
| 11340.00 | Average | 26.41 | 13.87 | 40.27 | 54.00 | -13.73 |
| 17010.00 | Peak | 32.59 | 26.82 | 59.42 | 68.20 | -8.78 |

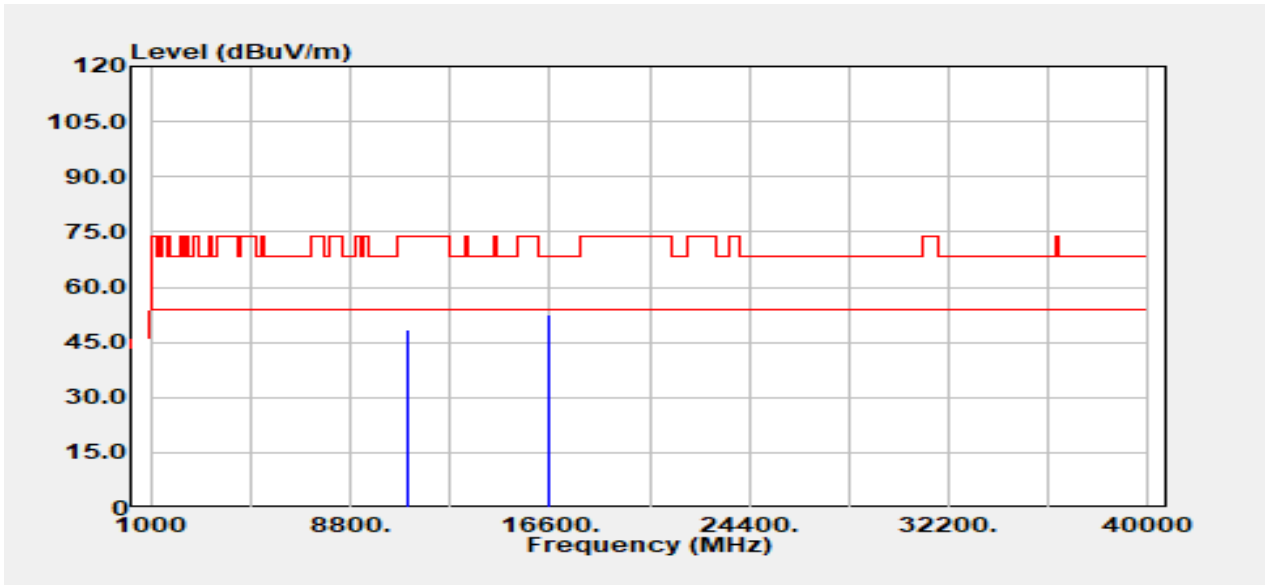
Report No.: TMWK2309003309KR

| | | | |
|----------------|-------------------|--------------|-------------|
| Project No | :TM-2309000207P | Test Date | :2024-06-20 |
| Operation Band | :802.11ax40/Band3 | Temp./Humi. | :24.6/57 |
| Frequency | :5670 MHz | Antenna Pol. | :HORIZONTAL |
| Operation Mode | :TX | Engineer | :Tony Chao |
| EUT Pol | :E2 | Test Chamber | : 966A |
| Setting | :36 | | |



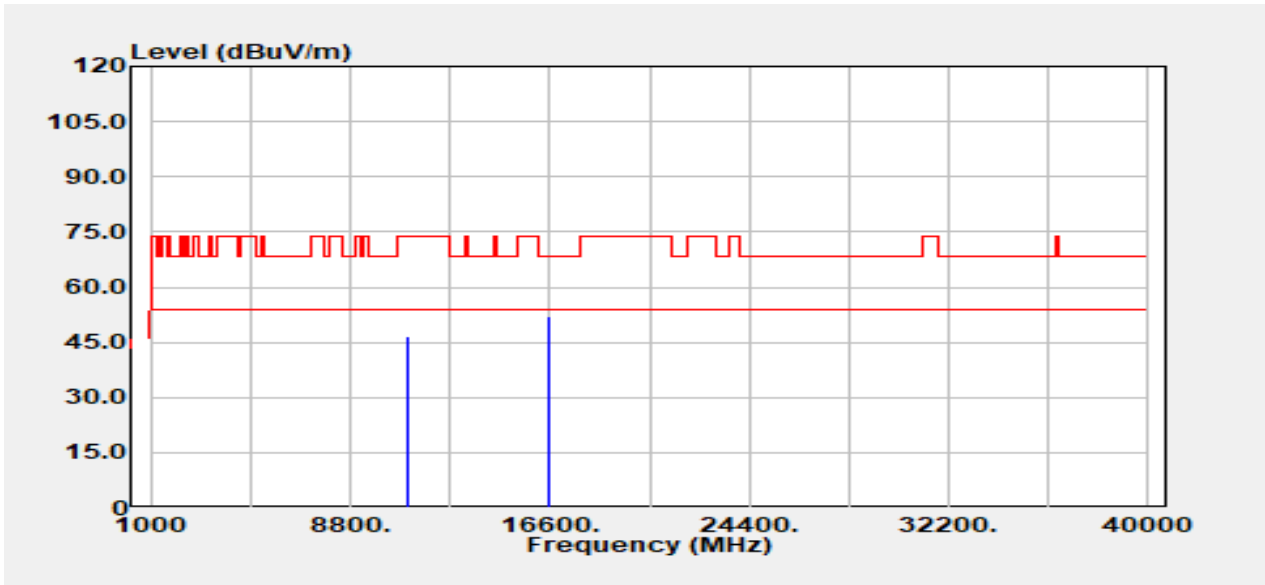
| Freq. MHz | Detector Mode PK/QP/AV | Spectrum Read Level dB μ V | Factor dB | Actual FS dB μ V/m | Limit dB μ V/m | Margin dB |
|--------------|------------------------------|--------------------------------------|--------------|------------------------------|-----------------------|--------------|
| 11340.00 | Peak | 32.99 | 13.87 | 46.85 | 74.00 | -27.15 |
| 11340.00 | Average | 25.88 | 13.87 | 39.75 | 54.00 | -14.26 |
| 17010.00 | Peak | 33.06 | 26.82 | 59.88 | 68.20 | -8.32 |

| | | | |
|----------------|-------------------|--------------|-------------|
| Project No | :TM-2309000207P | Test Date | :2024-06-21 |
| Operation Band | :802.11ax80/Band3 | Temp./Humi. | :24.6/57 |
| Frequency | :5530 MHz | Antenna Pol. | :Vertical |
| Operation Mode | :TX | Engineer | :Tony Chao |
| EUT Pol | :E2 | Test Chamber | : 966A |
| Setting | :26 | | |



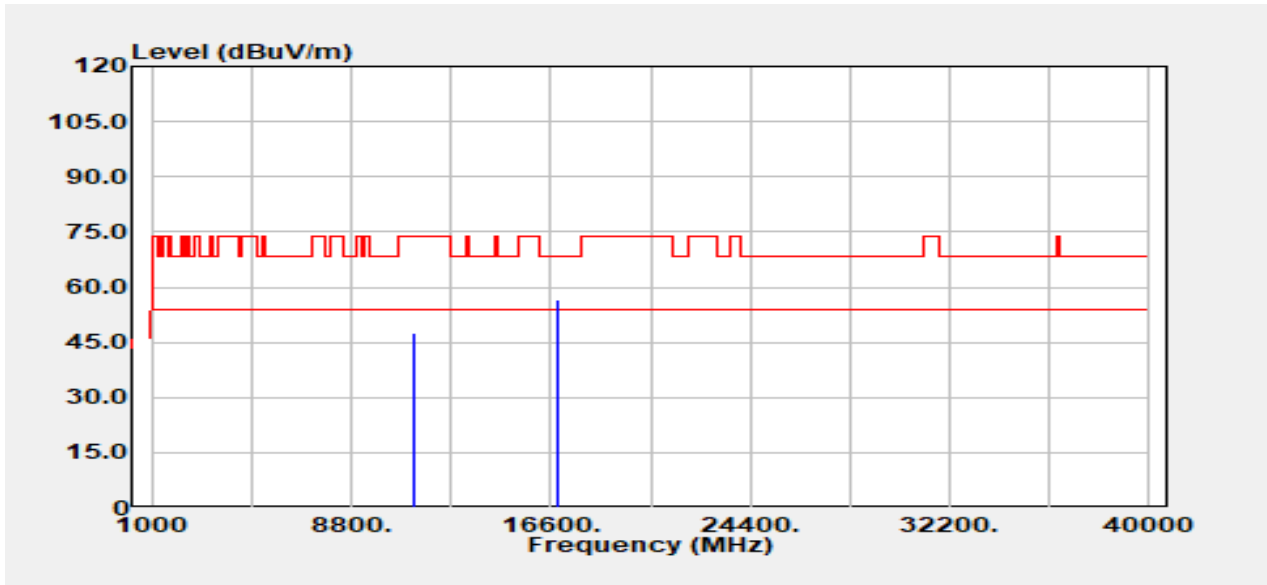
| Freq. MHz | Detector Mode PK/QP/AV | Spectrum Read Level dBμV | Factor dB | Actual FS dBμV/m | Limit dBμV/m | Margin dB |
|--------------|------------------------------|--------------------------------|--------------|------------------------|-----------------|--------------|
| 11060.00 | Peak | 34.45 | 13.97 | 48.42 | 74.00 | -25.58 |
| 11060.00 | Average | 26.49 | 13.97 | 40.47 | 54.00 | -13.53 |
| 16590.00 | Peak | 31.50 | 21.10 | 52.60 | 68.20 | -15.60 |

| | | | |
|----------------|-------------------|--------------|-------------|
| Project No | :TM-2309000207P | Test Date | :2024-06-21 |
| Operation Band | :802.11ax80/Band3 | Temp./Humi. | :24.6/57 |
| Frequency | :5530 MHz | Antenna Pol. | :Horizontal |
| Operation Mode | :TX | Engineer | :Tony Chao |
| EUT Pol | :E2 | Test Chamber | : 966A |
| Setting | :26 | | |



| Freq. MHz | Detector Mode PK/QP/AV | Spectrum Read Level dBμV | Factor dB | Actual FS dBμV/m | Limit dBμV/m | Margin dB |
|--------------|------------------------------|--------------------------------|--------------|------------------------|-----------------|--------------|
| 11060.00 | Peak | 32.73 | 13.97 | 46.71 | 74.00 | -27.29 |
| 11060.00 | Average | 26.42 | 13.97 | 40.39 | 54.00 | -13.61 |
| 16590.00 | Peak | 31.04 | 21.10 | 52.14 | 68.20 | -16.06 |

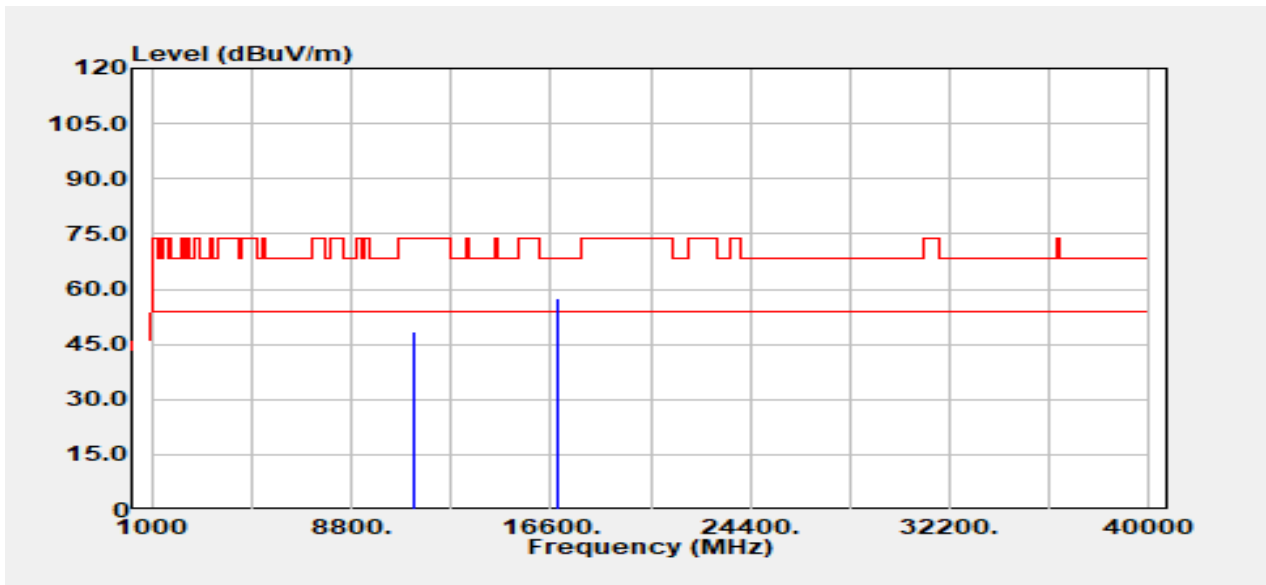
| | | | |
|----------------|-------------------|--------------|-------------|
| Project No | :TM-2309000207P | Test Date | :2024-06-21 |
| Operation Band | :802.11ax80/Band3 | Temp./Humi. | :24.6/57 |
| Frequency | :5610 MHz | Antenna Pol. | :VERTICAL |
| Operation Mode | :TX | Engineer | :Tony Chao |
| EUT Pol | :E2 | Test Chamber | : 966A |
| Setting | :34 | | |



| Freq. MHz | Detector Mode PK/QP/AV | Spectrum Read Level dB μ V | Factor dB | Actual FS dB μ V/m | Limit dB μ V/m | Margin dB |
|--------------|------------------------------|--------------------------------------|--------------|------------------------------|-----------------------|--------------|
| 11220.00 | Peak | 33.89 | 13.87 | 47.76 | 74.00 | -26.24 |
| 11220.00 | Average | 26.90 | 13.87 | 40.77 | 54.00 | -13.23 |
| 16830.00 | Peak | 32.54 | 24.12 | 56.65 | 68.20 | -11.55 |

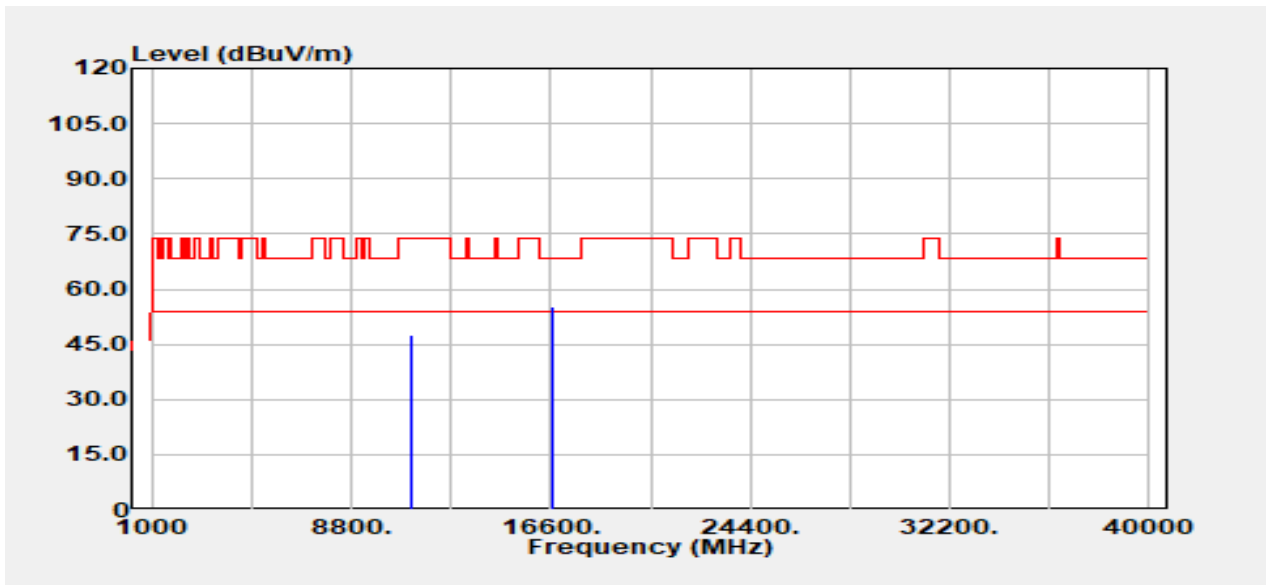
Project No :TM-2309000207P
 Operation Band :802.11ax80/Band3
 Frequency :5610 MHz
 Operation Mode :TX
 EUT Pol :E2
 Setting :34

Test Date :2024-06-21
 Temp./Humi. :24.6/57
 Antenna Pol. :HORIZONTAL
 Engineer :Tony Chao
 Test Chamber : 966A



| Freq. MHz | Detector Mode PK/QP/AV | Spectrum Read Level dBμV | Factor dB | Actual FS dBμV/m | Limit dBμV/m | Margin dB |
|--------------|------------------------------|--------------------------------|--------------|------------------------|-----------------|--------------|
| 11220.00 | Peak | 34.69 | 13.87 | 48.57 | 74.00 | -25.43 |
| 11220.00 | Average | 25.66 | 13.87 | 39.53 | 54.00 | -14.47 |
| 16830.00 | Peak | 33.47 | 24.12 | 57.58 | 68.20 | -10.62 |

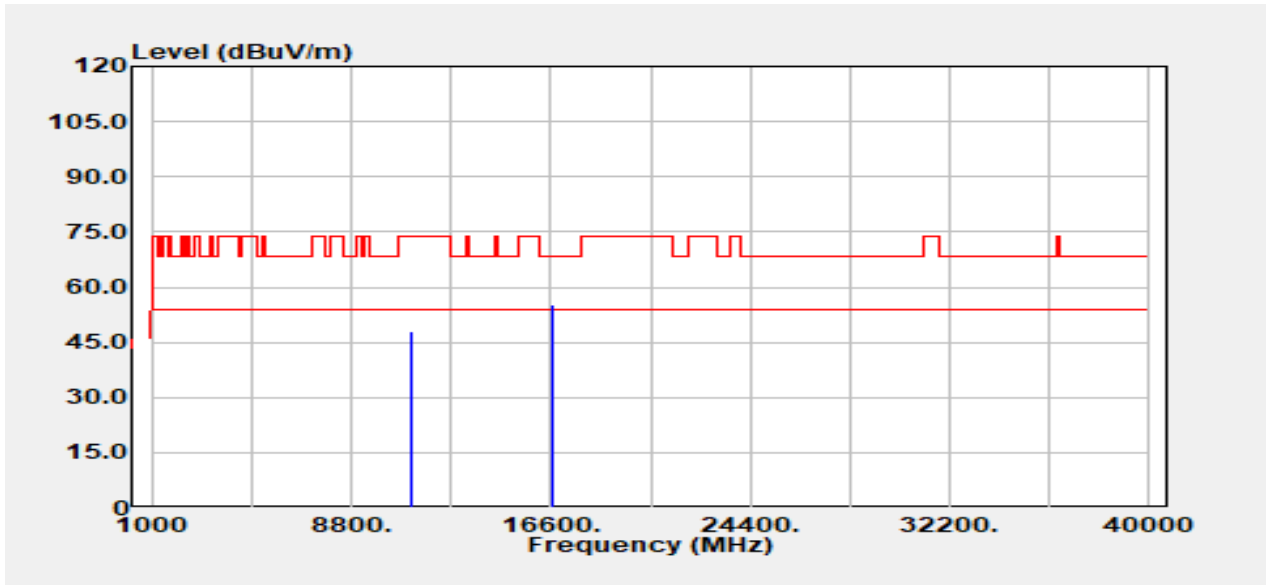
| | | | |
|----------------|--------------------|--------------|-------------|
| Project No | :TM-2309000207P | Test Date | :2024-06-21 |
| Operation Band | :802.11ax160/Band3 | Temp./Humi. | :24.6/57 |
| Frequency | :5570 MHz | Antenna Pol. | :VERTICAL |
| Operation Mode | :TX | Engineer | :Tony Chao |
| EUT Pol | :E2 | Test Chamber | : 966A |
| Setting | :30 | | |



| Freq. MHz | Detector Mode PK/QP/AV | Spectrum Read Level dBμV | Factor dB | Actual FS dBμV/m | Limit dBμV/m | Margin dB |
|--------------|------------------------------|--------------------------------|--------------|------------------------|-----------------|--------------|
| 11140.00 | Peak | 34.08 | 13.64 | 47.72 | 74.00 | -26.28 |
| 11140.00 | Average | 26.25 | 13.64 | 39.89 | 54.00 | -14.11 |
| 16710.00 | Peak | 32.97 | 22.35 | 55.31 | 68.20 | -12.89 |

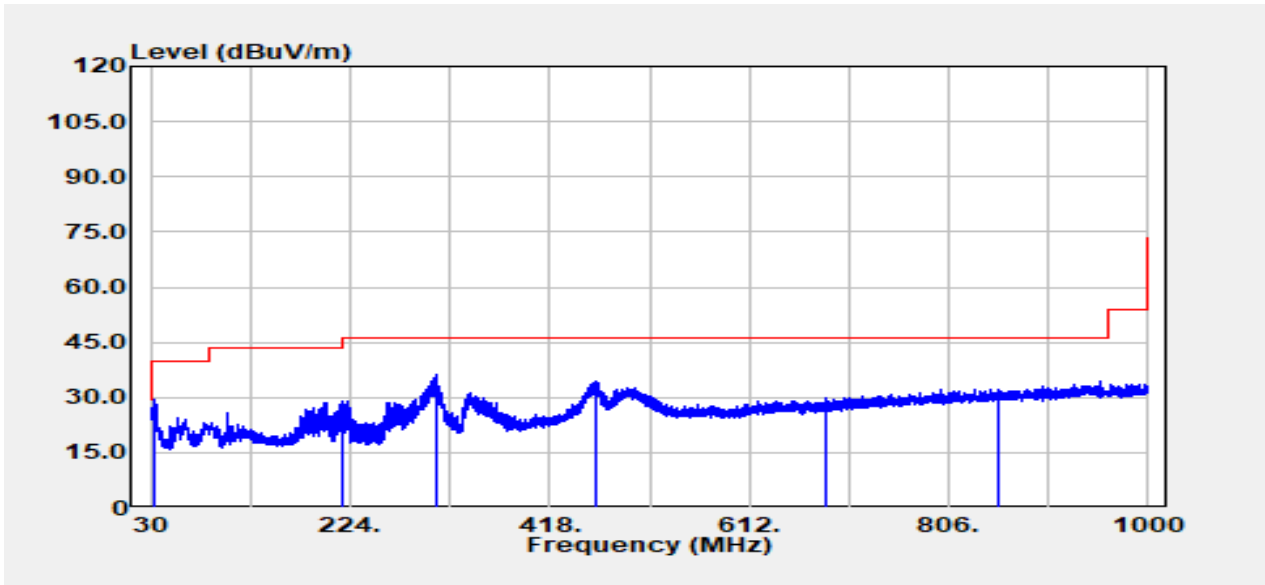
Project No :TM-2309000207P
 Operation Band :802.11ax160/Band3
 Frequency :5570 MHz
 Operation Mode :TX
 EUT Pol :E2
 Setting :30

Test Date :2024-06-21
 Temp./Humi. :24.6/57
 Antenna Pol. :HORIZONTAL
 Engineer :Tony Chao
 Test Chamber : 966A



| Freq. MHz | Detector Mode PK/QP/AV | Spectrum Read Level dB μ V | Factor dB | Actual FS dB μ V/m | Limit dB μ V/m | Margin dB |
|--------------|------------------------------|--------------------------------------|--------------|------------------------------|-----------------------|--------------|
| 11140.00 | Peak | 34.17 | 13.64 | 47.81 | 74.00 | -26.19 |
| 11140.00 | Average | 26.58 | 13.64 | 40.21 | 54.00 | -13.79 |
| 16710.00 | Peak | 32.97 | 22.35 | 55.31 | 68.20 | -12.89 |

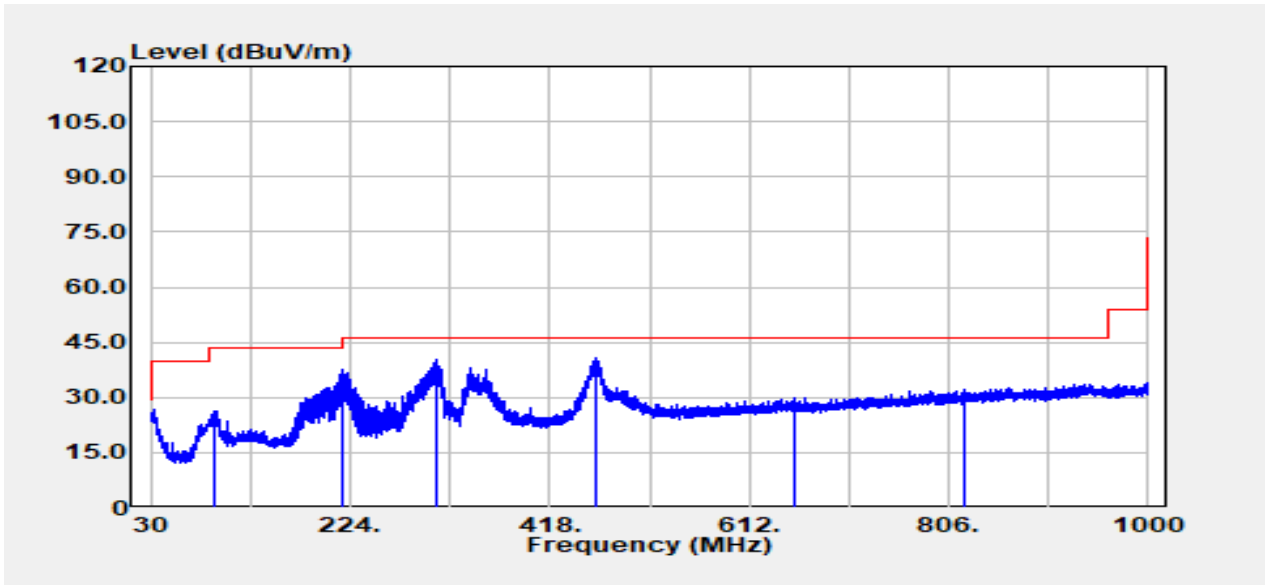
| | | | |
|----------------|-------------------|--------------|-------------|
| Project No | :TM-2309000207P | Test Date | :2024-06-25 |
| Operation Band | :802.11ac80/Band4 | Temp./Humi. | :24.6/57 |
| Frequency | :5775 MHz | Antenna Pol. | :VERTICAL |
| Operation Mode | :TX | Engineer | :Tony Chao |
| EUT Pol | :E2 | Test Chamber | : 966A |
| Setting | : | | |



| Freq. MHz | Detector Mode PK/QP/AV | Spectrum Read Level dB μ V | Factor dB | Actual FS dB μ V/m | Limit dB μ V/m | Margin dB |
|--------------|------------------------------|--------------------------------------|--------------|------------------------------|-----------------------|--------------|
| 34.73 | Peak | 34.85 | -5.48 | 29.36 | 40.00 | -10.64 |
| 217.09 | Peak | 40.94 | -11.76 | 29.18 | 46.00 | -16.82 |
| 308.75 | Peak | 44.71 | -8.37 | 36.34 | 46.00 | -9.66 |
| 462.14 | Peak | 38.54 | -4.08 | 34.46 | 46.00 | -11.54 |
| 686.69 | Peak | 30.40 | -0.36 | 30.04 | 46.00 | -15.96 |
| 853.29 | Peak | 30.00 | 2.33 | 32.33 | 46.00 | -13.67 |

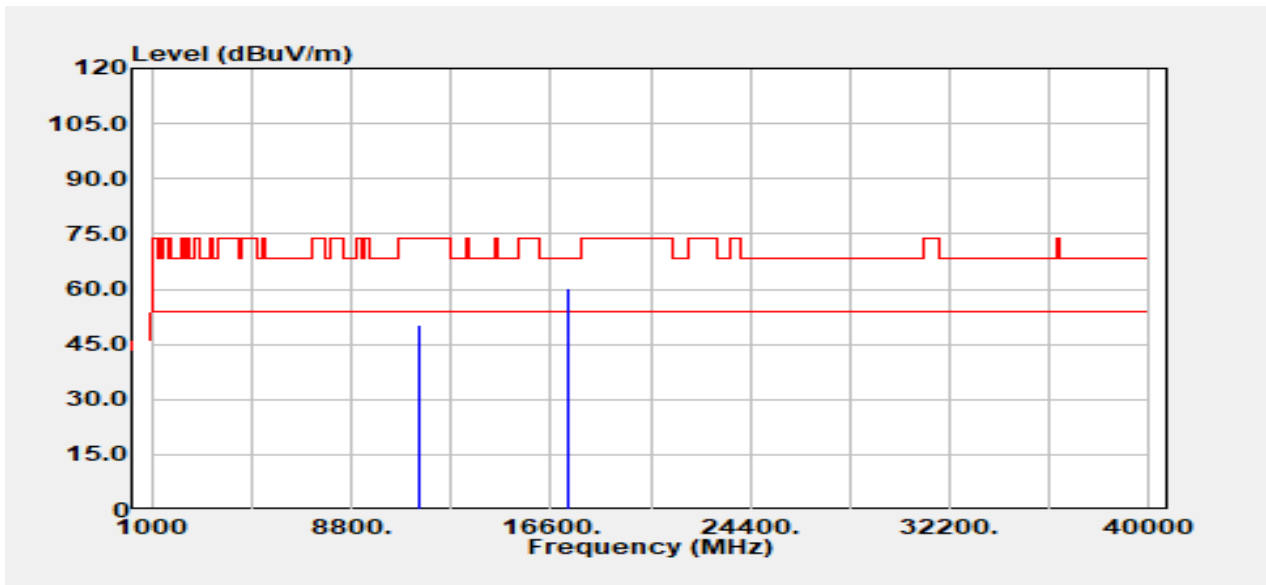
Project No :TM-2309000207P
 Operation Band :802.11ac80/Band4
 Frequency :5775 MHz
 Operation Mode :TX
 EUT Pol :E2
 Setting :

Test Date :2024-06-25
 Temp./Humi. :24.6/57
 Antenna Pol. :HORIZONTAL
 Engineer :Tony Chao
 Test Chamber : 966A



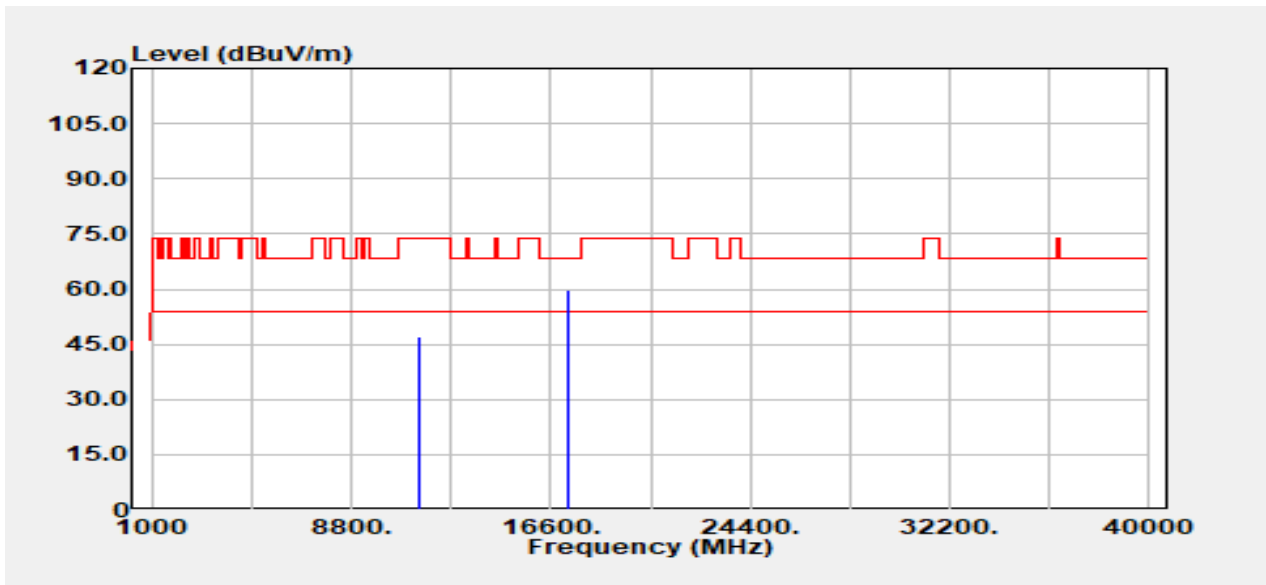
| Freq. MHz | Detector Mode PK/QP/AV | Spectrum Read Level dB μ V | Factor dB | Actual FS dB μ V/m | Limit dB μ V/m | Margin dB |
|--------------|------------------------------|--------------------------------------|--------------|------------------------------|-----------------------|--------------|
| 92.81 | Peak | 40.82 | -14.51 | 26.31 | 43.50 | -17.19 |
| 217.21 | Peak | 49.26 | -11.76 | 37.50 | 46.00 | -8.50 |
| 306.69 | Peak | 48.63 | -8.42 | 40.21 | 46.00 | -5.79 |
| 462.62 | Peak | 44.92 | -4.07 | 40.85 | 46.00 | -5.15 |
| 654.80 | Peak | 30.57 | -0.65 | 29.92 | 46.00 | -16.08 |
| 819.94 | Peak | 30.41 | 1.89 | 32.29 | 46.00 | -13.71 |

| | | | |
|----------------|------------------|--------------|-------------|
| Project No | :TM-2309000207P | Test Date | :2024-06-17 |
| Operation Band | :802.11n20/Band4 | Temp./Humi. | :24.6/57 |
| Frequency | :5745 MHz | Antenna Pol. | :Vertical |
| Operation Mode | :TX | Engineer | :Tony Chao |
| EUT Pol | :E2 | Test Chamber | : 966A |
| Setting | :48 | | |



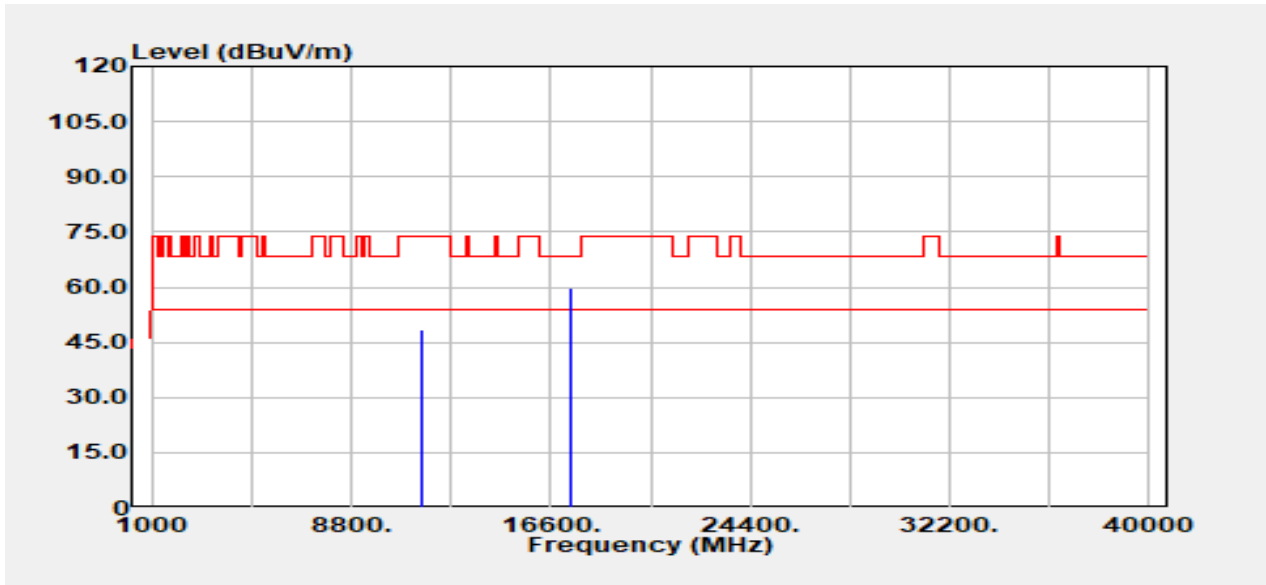
| Freq. MHz | Detector Mode PK/QP/AV | Spectrum Read Level dB μ V | Factor dB | Actual FS dB μ V/m | Limit dB μ V/m | Margin dB |
|--------------|------------------------------|--------------------------------------|--------------|------------------------------|-----------------------|--------------|
| 11490.00 | Peak | 36.40 | 13.67 | 50.07 | 74.00 | -23.93 |
| 11490.00 | Average | 29.59 | 13.67 | 43.26 | 54.00 | -10.74 |
| 17235.00 | Peak | 32.37 | 28.05 | 60.42 | 68.20 | -7.78 |

| | | | |
|----------------|------------------|--------------|-------------|
| Project No | :TM-2309000207P | Test Date | :2024-06-17 |
| Operation Band | :802.11n20/Band4 | Temp./Humi. | :24.6/57 |
| Frequency | :5745 MHz | Antenna Pol. | :Horizontal |
| Operation Mode | :TX | Engineer | :Tony Chao |
| EUT Pol | :E2 | Test Chamber | : 966A |
| Setting | :48 | | |



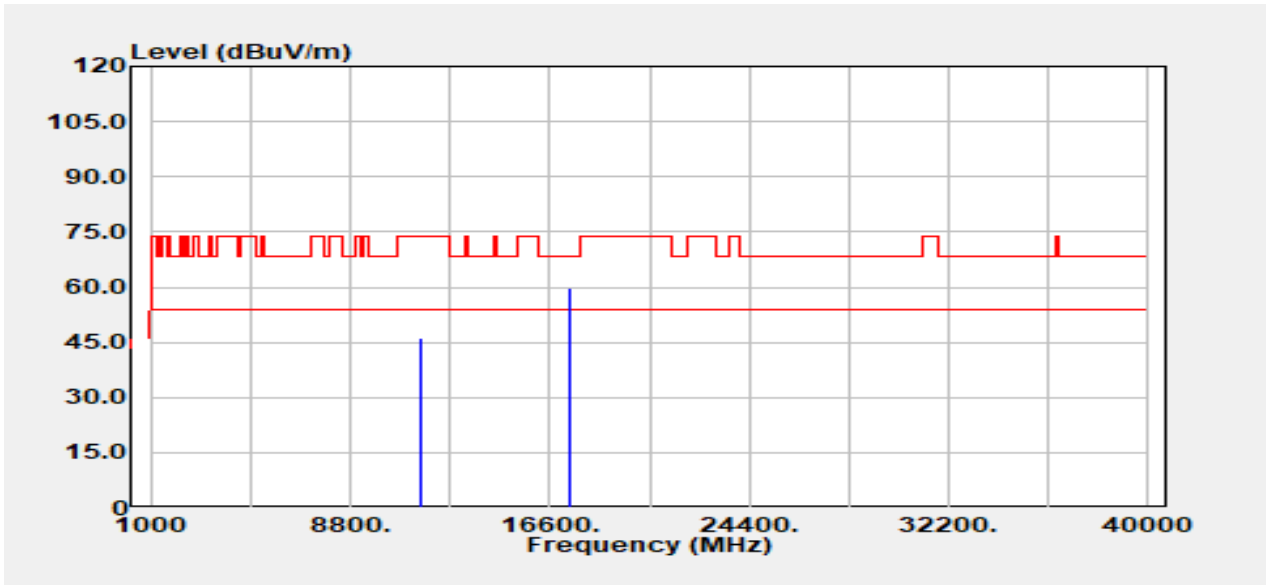
| Freq. MHz | Detector Mode PK/QP/AV | Spectrum Read Level dB μ V | Factor dB | Actual FS dB μ V/m | Limit dB μ V/m | Margin dB |
|--------------|------------------------------|--------------------------------------|--------------|------------------------------|-----------------------|--------------|
| 11490.00 | Peak | 33.57 | 13.67 | 47.24 | 74.00 | -26.76 |
| 11490.00 | Average | 27.17 | 13.67 | 40.84 | 54.00 | -13.16 |
| 17235.00 | Peak | 31.87 | 28.05 | 59.92 | 68.20 | -8.28 |

| | | | |
|----------------|------------------|--------------|-------------|
| Project No | :TM-2309000207P | Test Date | :2024-06-17 |
| Operation Band | :802.11n20/Band4 | Temp./Humi. | :24.6/57 |
| Frequency | :5785 MHz | Antenna Pol. | :Vertical |
| Operation Mode | :TX | Engineer | :Tony Chao |
| EUT Pol | :E2 | Test Chamber | : 966A |
| Setting | :48 | | |



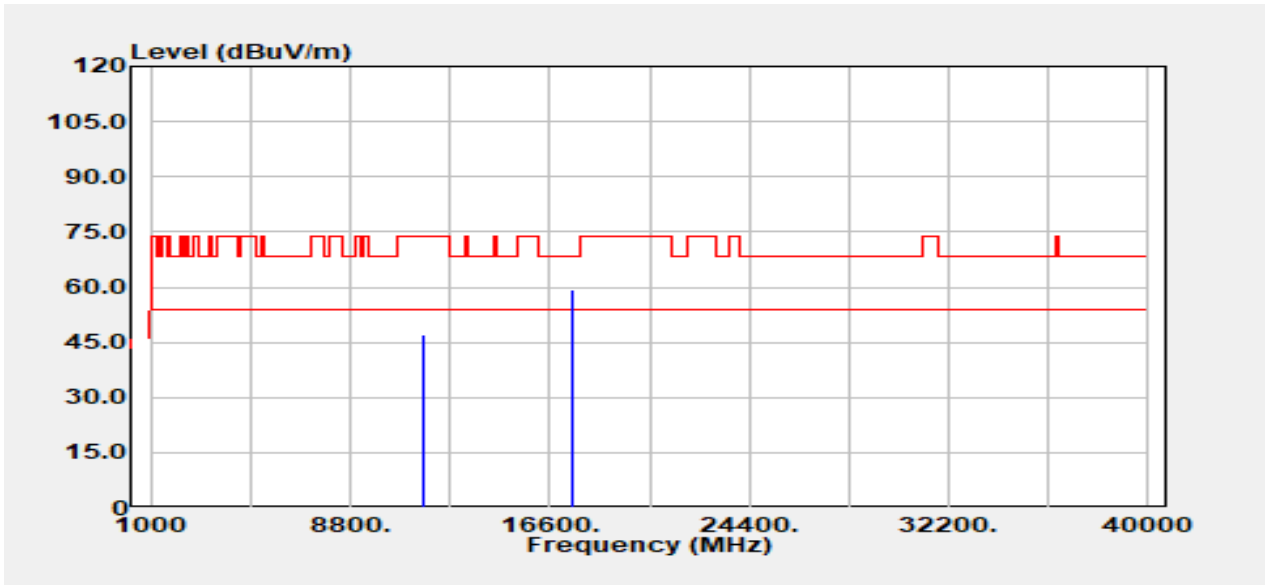
| Freq. MHz | Detector Mode PK/QP/AV | Spectrum Read Level dBμV | Factor dB | Actual FS dBμV/m | Limit dBμV/m | Margin dB |
|--------------|------------------------------|--------------------------------|--------------|------------------------|-----------------|--------------|
| 11570.00 | Peak | 34.35 | 13.89 | 48.25 | 74.00 | -25.75 |
| 11570.00 | Average | 28.35 | 13.89 | 42.25 | 54.00 | -11.75 |
| 17355.00 | Peak | 32.53 | 27.33 | 59.87 | 68.20 | -8.33 |

| | | | |
|----------------|------------------|--------------|-------------|
| Project No | :TM-2309000207P | Test Date | :2024-06-17 |
| Operation Band | :802.11n20/Band4 | Temp./Humi. | :24.6/57 |
| Frequency | :5785 MHz | Antenna Pol. | :Horizontal |
| Operation Mode | :TX | Engineer | :Tony Chao |
| EUT Pol | :E2 | Test Chamber | : 966A |
| Setting | :48 | | |



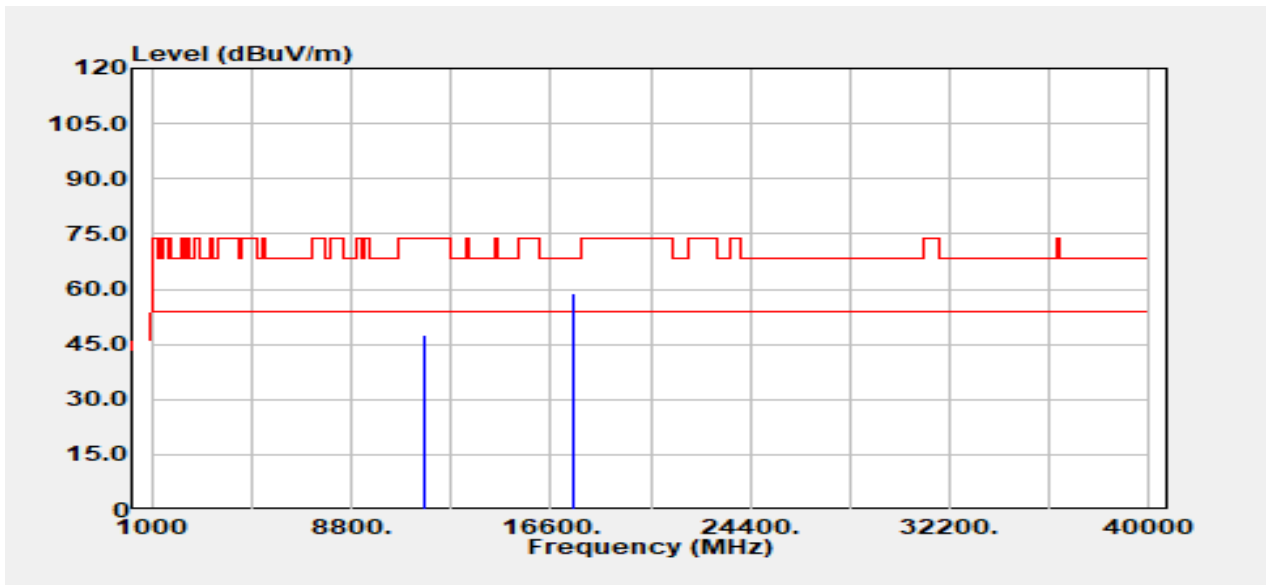
| Freq. MHz | Detector Mode PK/QP/AV | Spectrum Read Level dBμV | Factor dB | Actual FS dBμV/m | Limit dBμV/m | Margin dB |
|--------------|------------------------------|--------------------------------|--------------|------------------------|-----------------|--------------|
| 11570.00 | Peak | 32.51 | 13.89 | 46.41 | 74.00 | -27.59 |
| 11570.00 | Average | 26.99 | 13.89 | 40.88 | 54.00 | -13.12 |
| 17355.00 | Peak | 32.22 | 27.33 | 59.55 | 68.20 | -8.65 |

| | | | |
|----------------|------------------|--------------|-------------|
| Project No | :TM-2309000207P | Test Date | :2024-06-17 |
| Operation Band | :802.11n20/Band4 | Temp./Humi. | :24.6/57 |
| Frequency | :5825 MHz | Antenna Pol. | :Vertical |
| Operation Mode | :TX | Engineer | :Tony Chao |
| EUT Pol | :E2 | Test Chamber | : 966A |
| Setting | :48 | | |



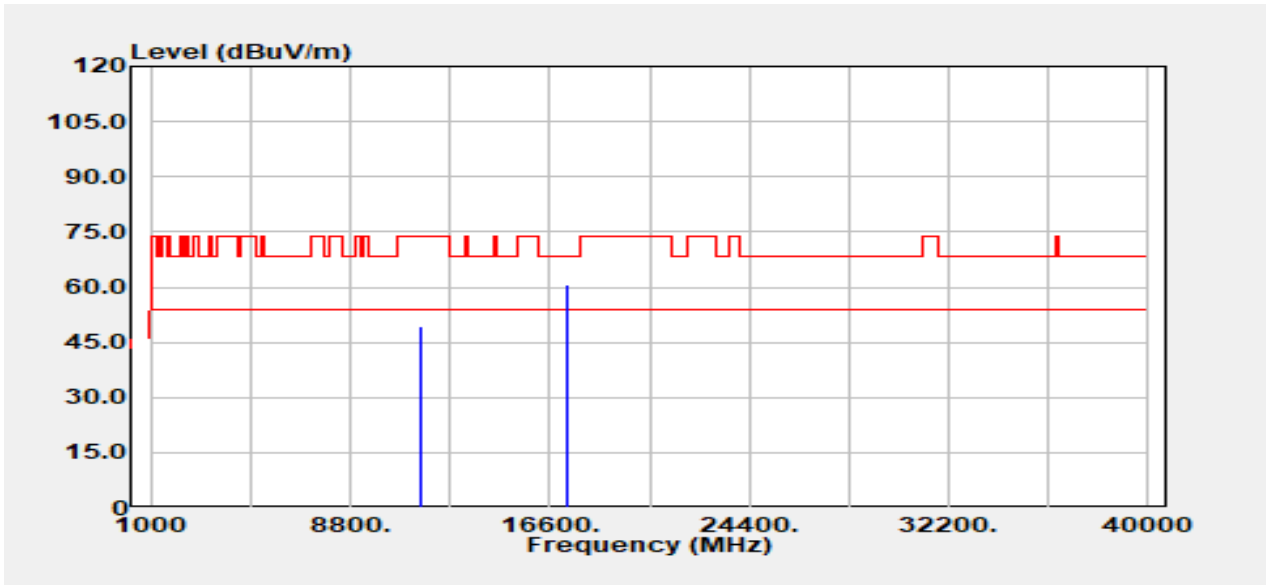
| Freq. MHz | Detector Mode PK/QP/AV | Spectrum Read Level dB μ V | Factor dB | Actual FS dB μ V/m | Limit dB μ V/m | Margin dB |
|--------------|------------------------------|--------------------------------------|--------------|------------------------------|-----------------------|--------------|
| 11650.00 | Peak | 32.93 | 14.03 | 46.96 | 74.00 | -27.04 |
| 11650.00 | Average | 25.49 | 14.03 | 39.52 | 54.00 | -14.48 |
| 17475.00 | Peak | 32.18 | 27.18 | 59.36 | 68.20 | -8.84 |

| | | | |
|----------------|------------------|--------------|-------------|
| Project No | :TM-2309000207P | Test Date | :2024-06-17 |
| Operation Band | :802.11n20/Band4 | Temp./Humi. | :24.6/57 |
| Frequency | :5825 MHz | Antenna Pol. | :Horizontal |
| Operation Mode | :TX | Engineer | :Tony Chao |
| EUT Pol | :E2 | Test Chamber | : 966A |
| Setting | :48 | | |



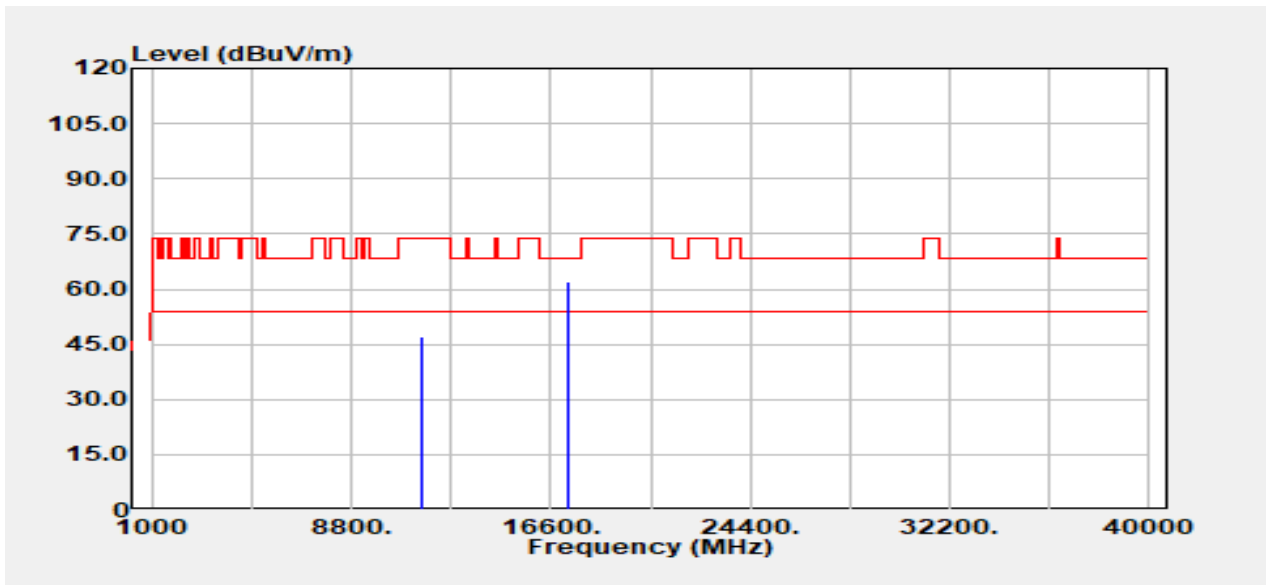
| Freq. MHz | Detector Mode PK/QP/AV | Spectrum Read Level dB μ V | Factor dB | Actual FS dB μ V/m | Limit dB μ V/m | Margin dB |
|--------------|------------------------------|--------------------------------------|--------------|------------------------------|-----------------------|--------------|
| 11650.00 | Peak | 33.31 | 14.03 | 47.33 | 74.00 | -26.67 |
| 11650.00 | Average | 25.56 | 14.03 | 39.58 | 54.00 | -14.42 |
| 17475.00 | Peak | 31.79 | 27.18 | 58.97 | 68.20 | -9.23 |

| | | | |
|----------------|------------------|--------------|-------------|
| Project No | :TM-2309000207P | Test Date | :2024-06-17 |
| Operation Band | :802.11n40/Band4 | Temp./Humi. | :24.6/57 |
| Frequency | :5755 MHz | Antenna Pol. | :Vertical |
| Operation Mode | :TX | Engineer | :Ray Li |
| EUT Pol | :E2 | Test Chamber | : 966A |
| Setting | :42 | | |



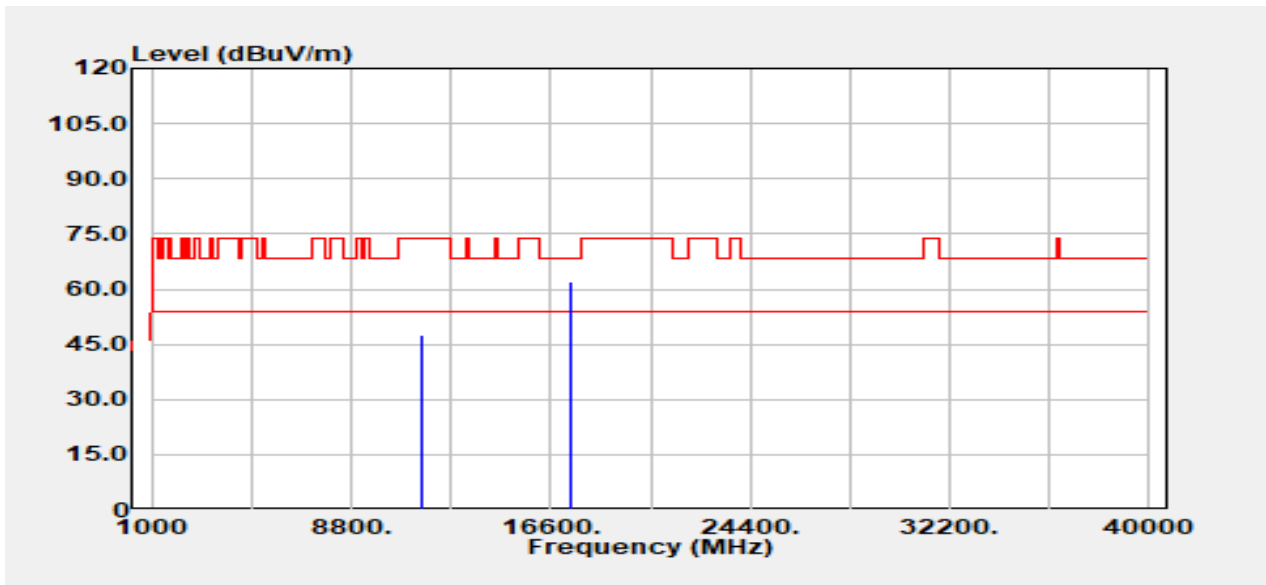
| Freq. MHz | Detector Mode PK/QP/AV | Spectrum Read Level d μ V | Factor dB | Actual FS d μ V/m | Limit d μ V/m | Margin dB |
|--------------|------------------------------|-------------------------------------|--------------|-----------------------------|----------------------|--------------|
| 11510.00 | Peak | 35.38 | 13.77 | 49.15 | 74.00 | -24.85 |
| 11510.00 | Average | 29.33 | 13.77 | 43.10 | 54.00 | -10.90 |
| 17265.00 | Peak | 32.79 | 27.89 | 60.68 | 68.20 | -7.52 |

| | | | |
|----------------|------------------|--------------|-------------|
| Project No | :TM-2309000207P | Test Date | :2024-06-17 |
| Operation Band | :802.11n40/Band4 | Temp./Humi. | :24.6/57 |
| Frequency | :5755 MHz | Antenna Pol. | :Horizontal |
| Operation Mode | :TX | Engineer | :Ray Li |
| EUT Pol | :E2 | Test Chamber | : 966A |
| Setting | :42 | | |



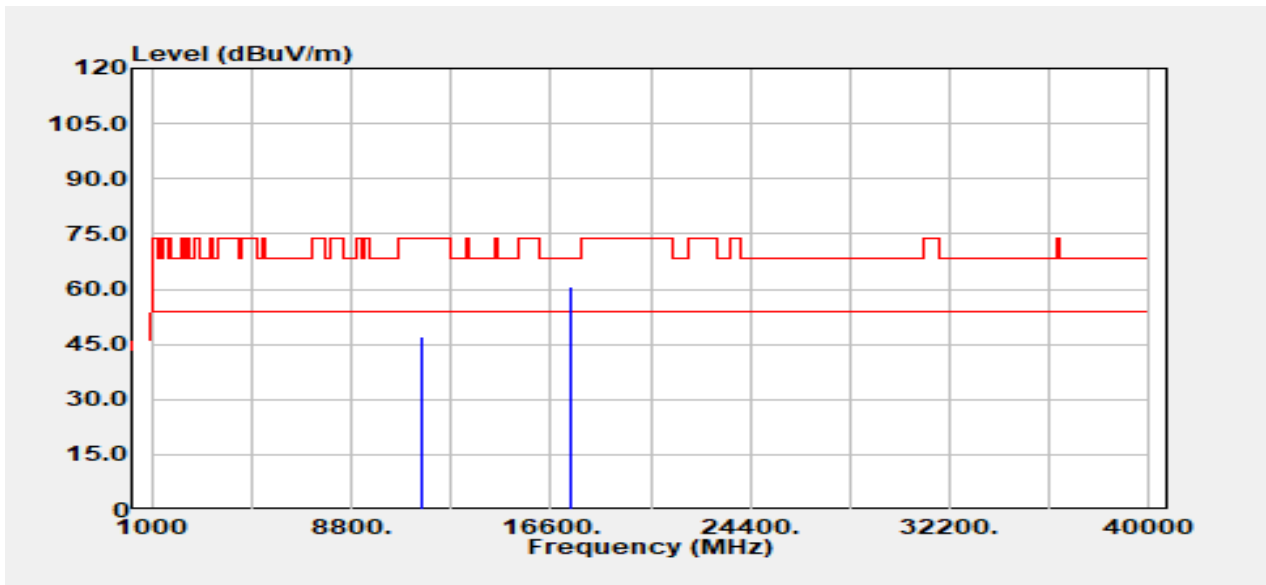
| Freq. MHz | Detector Mode PK/QP/AV | Spectrum Read Level dB μ V | Factor dB | Actual FS dB μ V/m | Limit dB μ V/m | Margin dB |
|--------------|------------------------------|--------------------------------------|--------------|------------------------------|-----------------------|--------------|
| 11510.00 | Peak | 33.11 | 13.77 | 46.88 | 74.00 | -27.12 |
| 11510.00 | Average | 26.79 | 13.77 | 40.56 | 54.00 | -13.44 |
| 17265.00 | Peak | 33.98 | 27.89 | 61.86 | 68.20 | -6.34 |

| | | | |
|----------------|------------------|--------------|-------------|
| Project No | :TM-2309000207P | Test Date | :2024-06-17 |
| Operation Band | :802.11n40/Band4 | Temp./Humi. | :24.6/57 |
| Frequency | :5795 MHz | Antenna Pol. | :Vertical |
| Operation Mode | :TX | Engineer | :Ray Li |
| EUT Pol | :E2 | Test Chamber | : 966A |
| Setting | :42 | | |



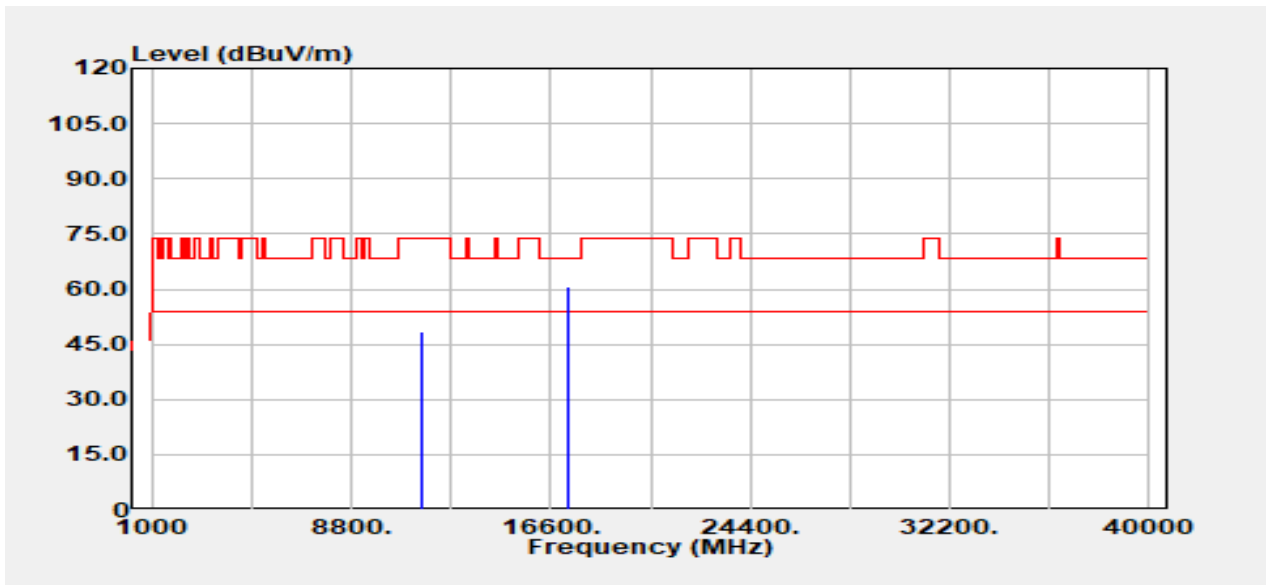
| Freq. MHz | Detector Mode PK/QP/AV | Spectrum Read Level dBμV | Factor dB | Actual FS dBμV/m | Limit dBμV/m | Margin dB |
|--------------|------------------------------|--------------------------------|--------------|------------------------|-----------------|--------------|
| 11590.00 | Peak | 33.82 | 13.82 | 47.64 | 74.00 | -26.36 |
| 11590.00 | Average | 26.46 | 13.82 | 40.27 | 54.00 | -13.73 |
| 17385.00 | Peak | 34.76 | 27.26 | 62.02 | 68.20 | -6.18 |

| | | | |
|----------------|------------------|--------------|-------------|
| Project No | :TM-2309000207P | Test Date | :2024-06-17 |
| Operation Band | :802.11n40/Band4 | Temp./Humi. | :24.6/57 |
| Frequency | :5795 MHz | Antenna Pol. | :Horizontal |
| Operation Mode | :TX | Engineer | :Ray Li |
| EUT Pol | :E2 | Test Chamber | : 966A |
| Setting | :42 | | |



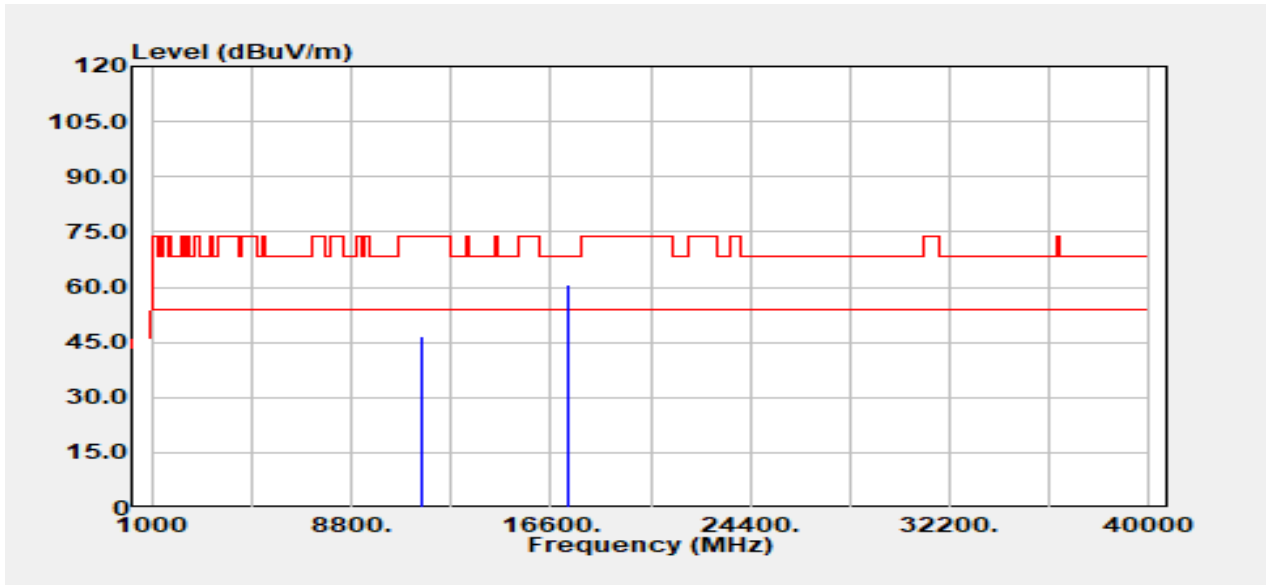
| Freq. MHz | Detector Mode PK/QP/AV | Spectrum Read Level d μ V | Factor dB | Actual FS d μ V/m | Limit d μ V/m | Margin dB |
|--------------|------------------------------|-------------------------------------|--------------|-----------------------------|----------------------|--------------|
| 11590.00 | Peak | 33.06 | 13.82 | 46.88 | 74.00 | -27.12 |
| 11590.00 | Average | 25.07 | 13.82 | 38.88 | 54.00 | -15.12 |
| 17385.00 | Peak | 33.34 | 27.26 | 60.61 | 68.20 | -7.59 |

| | | | |
|----------------|-------------------|--------------|-------------|
| Project No | :TM-2309000207P | Test Date | :2024-06-18 |
| Operation Band | :802.11ac80/Band4 | Temp./Humi. | :24.6/57 |
| Frequency | :5775 MHz | Antenna Pol. | :Vertical |
| Operation Mode | :TX | Engineer | :Tony Chao |
| EUT Pol | :E2 | Test Chamber | : 966A |
| Setting | :42 | | |



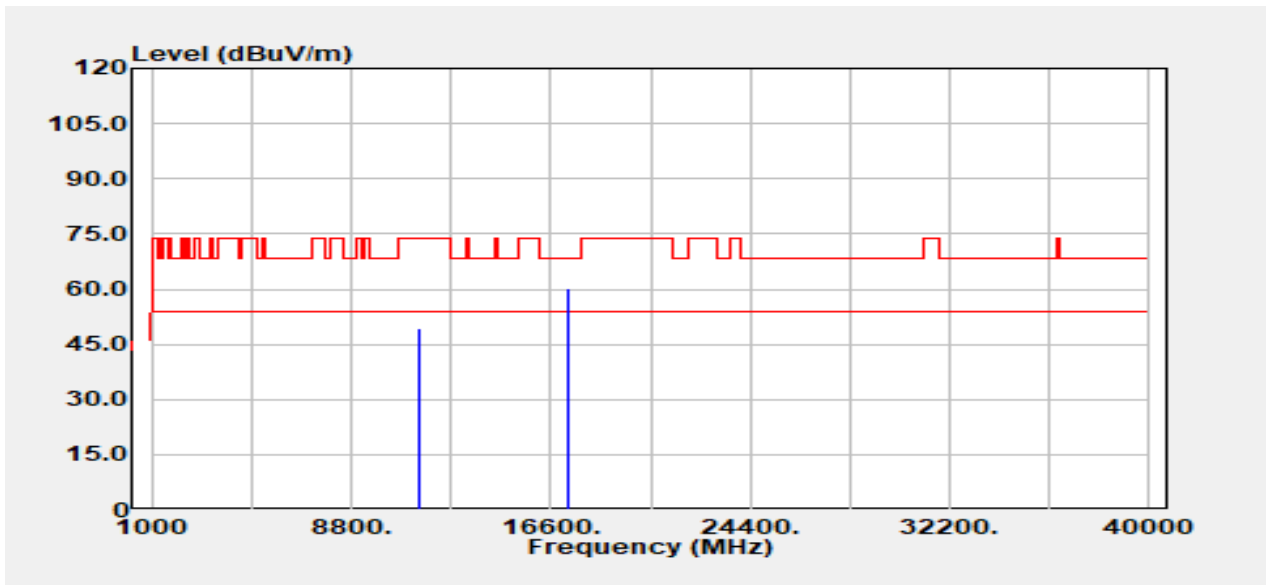
| Freq. MHz | Detector Mode PK/QP/AV | Spectrum Read Level d μ V | Factor dB | Actual FS d $B\mu$ V/m | Limit d $B\mu$ V/m | Margin dB |
|--------------|------------------------------|-------------------------------------|--------------|------------------------------|-----------------------|--------------|
| 11510.00 | Peak | 34.59 | 13.77 | 48.36 | 74.00 | -25.64 |
| 11510.00 | Average | 25.68 | 13.77 | 39.45 | 54.00 | -14.55 |
| 17265.00 | Peak | 32.59 | 27.89 | 60.48 | 68.20 | -7.72 |

| | | | |
|----------------|-------------------|--------------|-------------|
| Project No | :TM-2309000207P | Test Date | :2024-06-18 |
| Operation Band | :802.11ac80/Band4 | Temp./Humi. | :24.6/57 |
| Frequency | :5775 MHz | Antenna Pol. | :Horizontal |
| Operation Mode | :TX | Engineer | :Tony Chao |
| EUT Pol | :E2 | Test Chamber | : 966A |
| Setting | :42 | | |



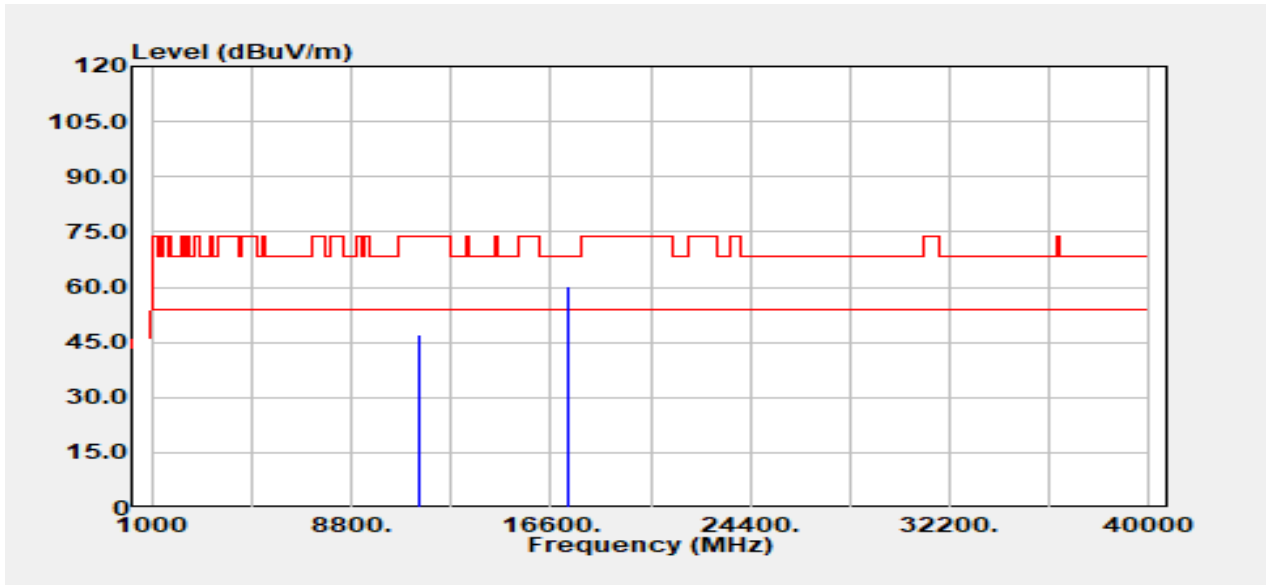
| Freq. MHz | Detector Mode PK/QP/AV | Spectrum Read Level dB μ V | Factor dB | Actual FS dB μ V/m | Limit dB μ V/m | Margin dB |
|--------------|------------------------------|--------------------------------------|--------------|------------------------------|-----------------------|--------------|
| 11510.00 | Peak | 32.71 | 13.77 | 46.48 | 74.00 | -27.52 |
| 11510.00 | Average | 25.82 | 13.77 | 39.59 | 54.00 | -14.41 |
| 17265.00 | Peak | 32.66 | 27.89 | 60.55 | 68.20 | -7.65 |

| | | | |
|----------------|-------------------|--------------|-------------|
| Project No | :TM-2309000207P | Test Date | :2024-06-19 |
| Operation Band | :802.11ax20/Band4 | Temp./Humi. | :24.5/58 |
| Frequency | :5745 MHz | Antenna Pol. | :Vertical |
| Operation Mode | :TX | Engineer | :Tony Chao |
| EUT Pol | :E2 | Test Chamber | : 966A |
| Setting | :48 | | |



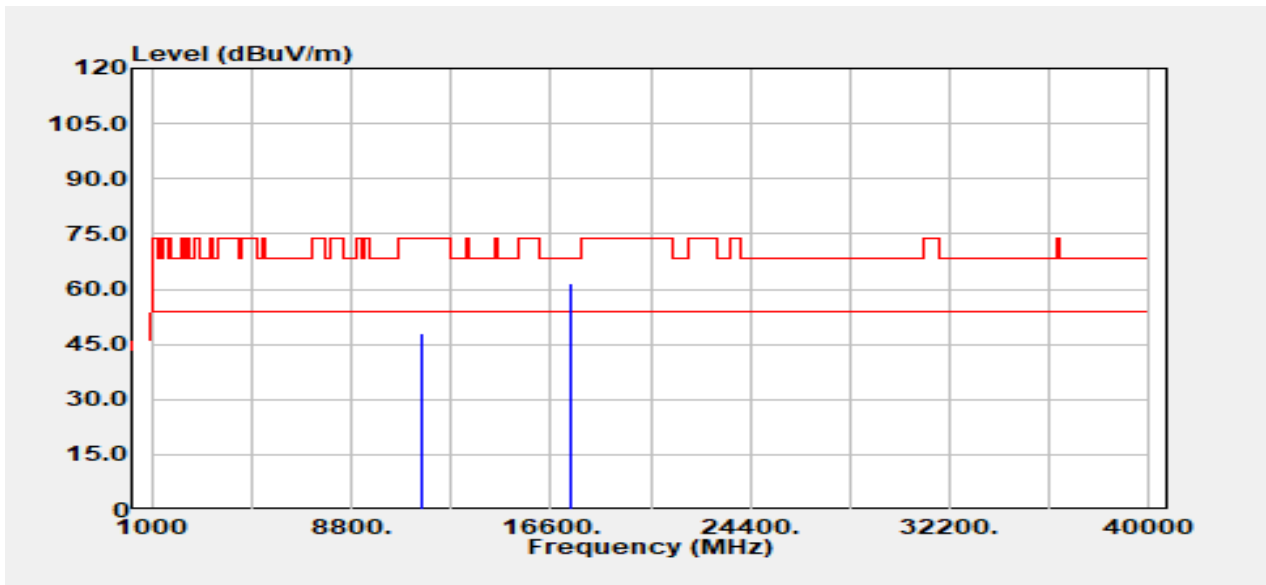
| Freq. MHz | Detector Mode PK/QP/AV | Spectrum Read Level dB μ V | Factor dB | Actual FS dB μ V/m | Limit dB μ V/m | Margin dB |
|--------------|------------------------------|--------------------------------------|--------------|------------------------------|-----------------------|--------------|
| 11490.00 | Peak | 35.84 | 13.67 | 49.51 | 74.00 | -24.49 |
| 11490.00 | Average | 30.35 | 13.67 | 44.02 | 54.00 | -9.98 |
| 17235.00 | Peak | 32.19 | 28.05 | 60.24 | 68.20 | -7.96 |

| | | | |
|----------------|-------------------|--------------|-------------|
| Project No | :TM-2309000207P | Test Date | :2024-06-19 |
| Operation Band | :802.11ax20/Band4 | Temp./Humi. | :24.5/58 |
| Frequency | :5745 MHz | Antenna Pol. | :Horizontal |
| Operation Mode | :TX | Engineer | :Tony Chao |
| EUT Pol | :E2 | Test Chamber | : 966A |
| Setting | :48 | | |



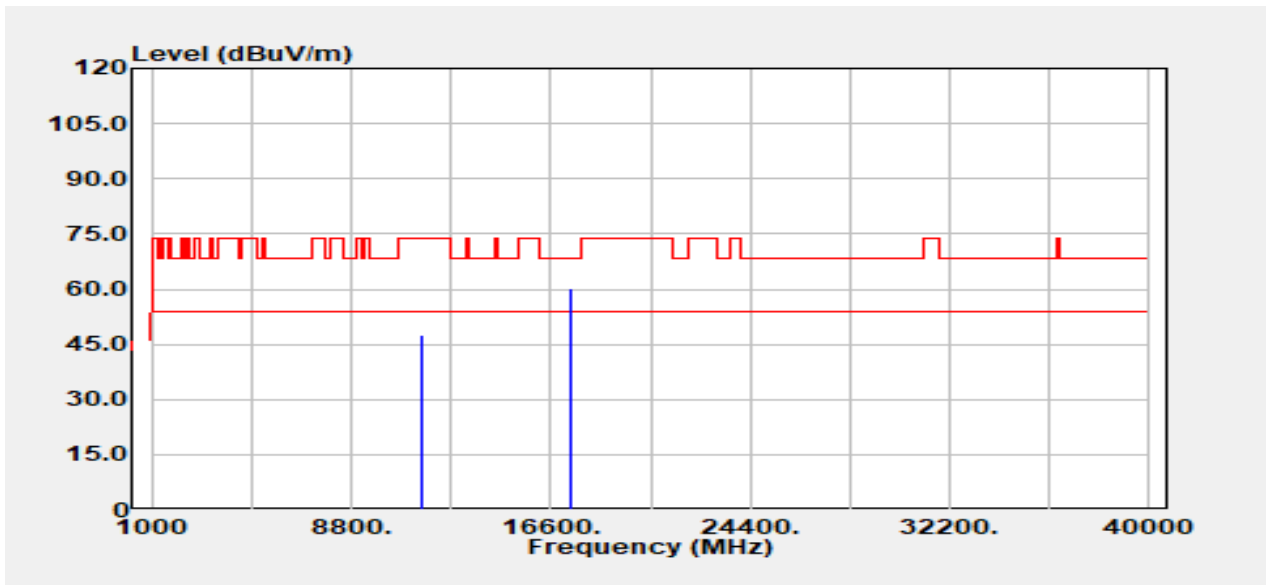
| Freq. MHz | Detector Mode PK/QP/AV | Spectrum Read Level dBμV | Factor dB | Actual FS dBμV/m | Limit dBμV/m | Margin dB |
|--------------|------------------------------|--------------------------------|--------------|------------------------|-----------------|--------------|
| 11490.00 | Peak | 33.52 | 13.67 | 47.19 | 74.00 | -26.81 |
| 11490.00 | Average | 27.56 | 13.67 | 41.23 | 54.00 | -12.77 |
| 17235.00 | Peak | 32.02 | 28.05 | 60.07 | 68.20 | -8.13 |

| | | | |
|----------------|-------------------|--------------|-------------|
| Project No | :TM-2309000207P | Test Date | :2024-06-19 |
| Operation Band | :802.11ax20/Band4 | Temp./Humi. | :24.5/58 |
| Frequency | :5785 MHz | Antenna Pol. | :Vertical |
| Operation Mode | :TX | Engineer | :Tony Chao |
| EUT Pol | :E2 | Test Chamber | : 966A |
| Setting | :48 | | |



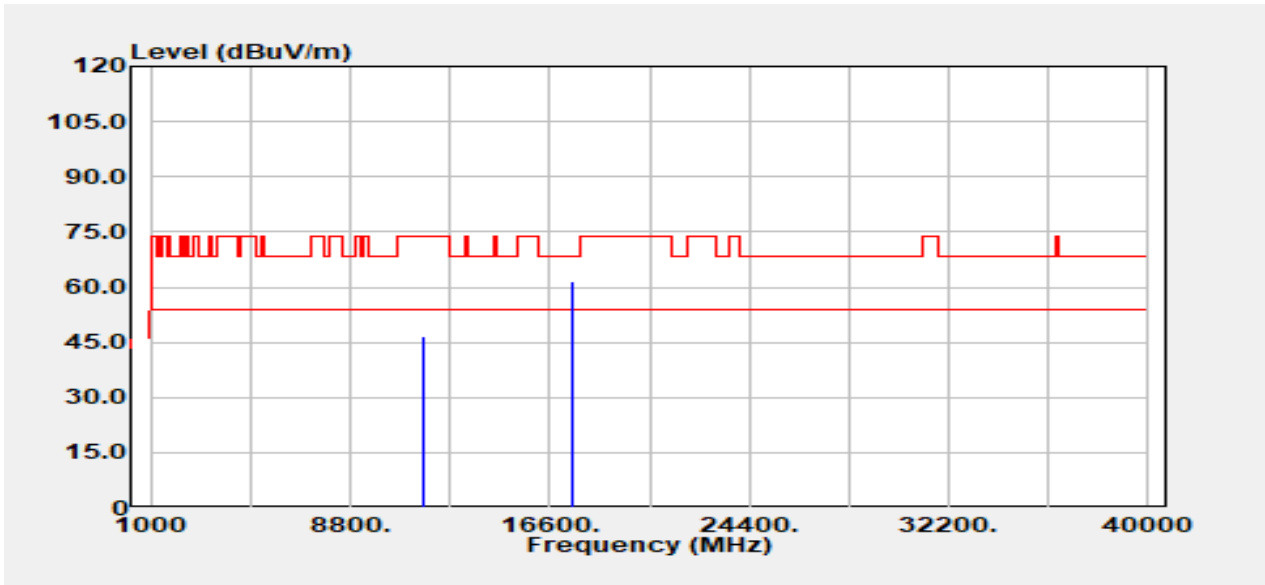
| Freq. MHz | Detector Mode PK/QP/AV | Spectrum Read Level dBUV | Factor dB | Actual FS dBUV/m | Limit dBUV/m | Margin dB |
|--------------|------------------------------|--------------------------------|--------------|------------------------|-----------------|--------------|
| 11570.00 | Peak | 33.98 | 13.89 | 47.87 | 74.00 | -26.13 |
| 11570.00 | Average | 26.15 | 13.89 | 40.04 | 54.00 | -13.96 |
| 17355.00 | Peak | 34.20 | 27.33 | 61.54 | 68.20 | -6.66 |

| | | | |
|----------------|-------------------|--------------|-------------|
| Project No | :TM-2309000207P | Test Date | :2024-06-19 |
| Operation Band | :802.11ax20/Band4 | Temp./Humi. | :24.5/58 |
| Frequency | :5785 MHz | Antenna Pol. | :Horizontal |
| Operation Mode | :TX | Engineer | :Tony Chao |
| EUT Pol | :E2 | Test Chamber | : 966A |
| Setting | :48 | | |



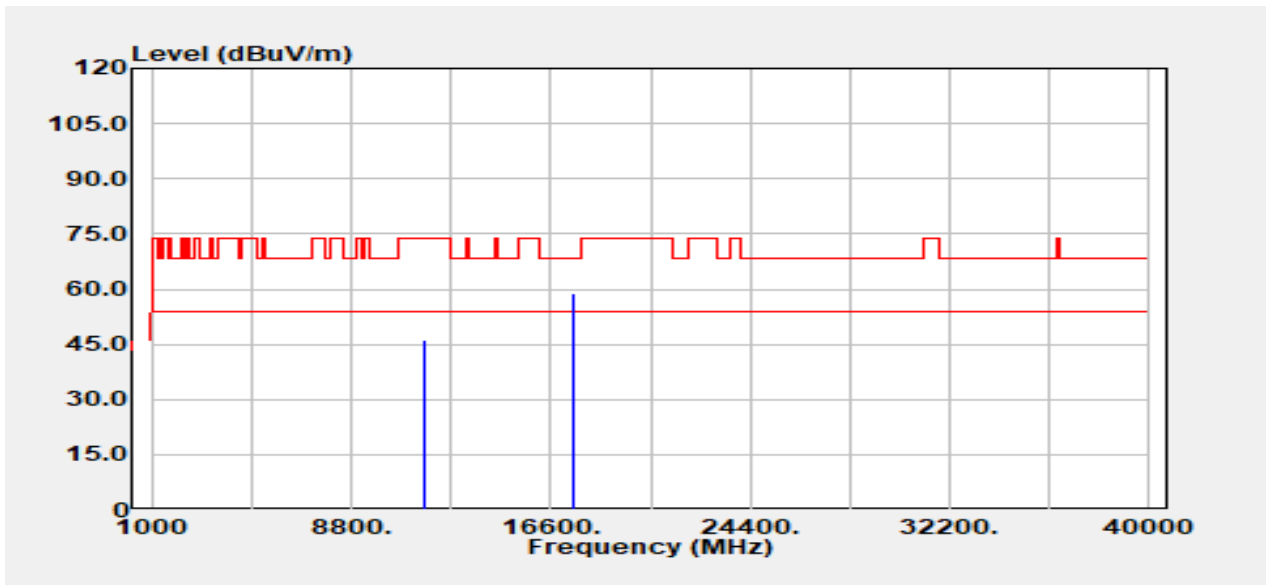
| Freq. MHz | Detector Mode PK/QP/AV | Spectrum Read Level dBμV | Factor dB | Actual FS dBμV/m | Limit dBμV/m | Margin dB |
|--------------|------------------------------|--------------------------------|--------------|------------------------|-----------------|--------------|
| 11570.00 | Peak | 33.53 | 13.89 | 47.42 | 74.00 | -26.58 |
| 11570.00 | Average | 26.04 | 13.89 | 39.93 | 54.00 | -14.07 |
| 17355.00 | Peak | 32.67 | 27.33 | 60.00 | 68.20 | -8.20 |

| | | | |
|----------------|-------------------|--------------|-------------|
| Project No | :TM-2309000207P | Test Date | :2024-06-19 |
| Operation Band | :802.11ax20/Band4 | Temp./Humi. | :24.5/58 |
| Frequency | :5825 MHz | Antenna Pol. | :Vertical |
| Operation Mode | :TX | Engineer | :Tony Chao |
| EUT Pol | :E2 | Test Chamber | : 966A |
| Setting | :48 | | |



| Freq. MHz | Detector Mode PK/QP/AV | Spectrum Read Level dB μ V | Factor dB | Actual FS dB μ V/m | Limit dB μ V/m | Margin dB |
|--------------|------------------------------|--------------------------------------|--------------|------------------------------|-----------------------|--------------|
| 11650.00 | Peak | 32.45 | 14.03 | 46.48 | 74.00 | -27.52 |
| 11650.00 | Average | 27.44 | 14.03 | 41.46 | 54.00 | -12.54 |
| 17475.00 | Peak | 34.43 | 27.18 | 61.61 | 68.20 | -6.59 |

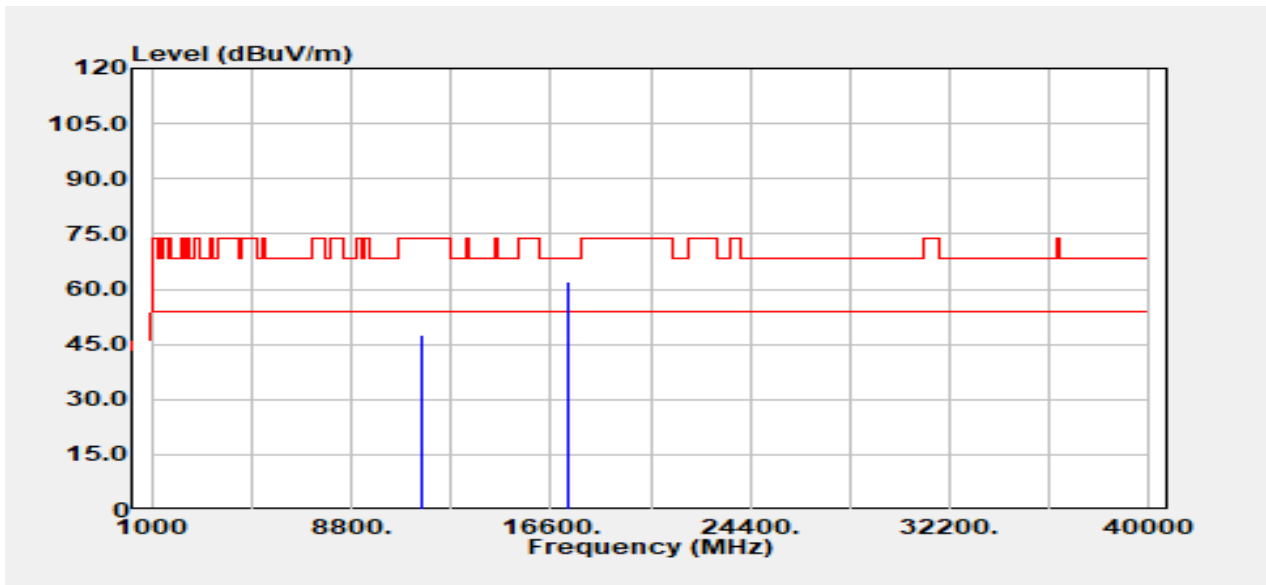
| | | | |
|----------------|-------------------|--------------|-------------|
| Project No | :TM-2309000207P | Test Date | :2024-06-19 |
| Operation Band | :802.11ax20/Band4 | Temp./Humi. | :24.5/58 |
| Frequency | :5825 MHz | Antenna Pol. | :Horizontal |
| Operation Mode | :TX | Engineer | :Tony Chao |
| EUT Pol | :E2 | Test Chamber | : 966A |
| Setting | :48 | | |



| Freq. MHz | Detector Mode PK/QP/AV | Spectrum Read Level dB μ V | Factor dB | Actual FS dB μ V/m | Limit dB μ V/m | Margin dB |
|--------------|------------------------------|--------------------------------------|--------------|------------------------------|-----------------------|--------------|
| 11650.00 | Peak | 32.36 | 14.03 | 46.38 | 74.00 | -27.62 |
| 11650.00 | Average | 26.82 | 14.03 | 40.84 | 54.00 | -13.16 |
| 17475.00 | Peak | 31.83 | 27.18 | 59.01 | 68.20 | -9.19 |

Report No.: TMWK2309003309KR

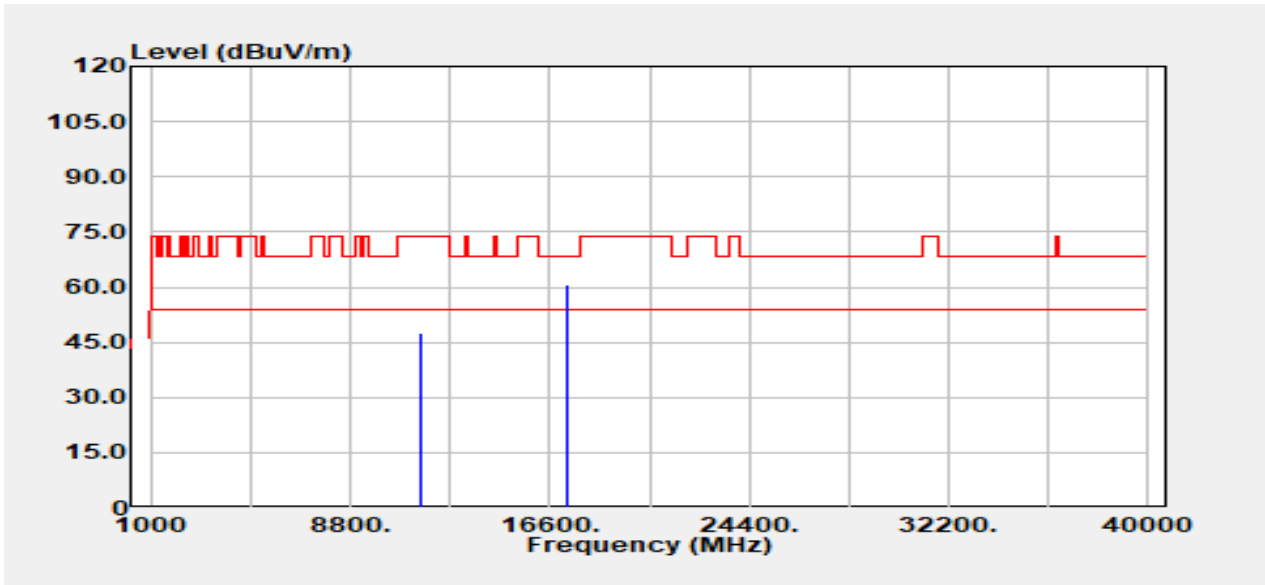
| | | | |
|----------------|-------------------|--------------|-------------|
| Project No | :TM-2309000207P | Test Date | :2024-06-20 |
| Operation Band | :802.11ax40/Band4 | Temp./Humi. | :24.6/57 |
| Frequency | :5755 MHz | Antenna Pol. | :VERTICAL |
| Operation Mode | :TX | Engineer | :Tony Chao |
| EUT Pol | :E2 | Test Chamber | : 966A |
| Setting | :46 | | |



| Freq. MHz | Detector Mode PK/QP/AV | Spectrum Read Level dB μ V | Factor dB | Actual FS dB μ V/m | Limit dB μ V/m | Margin dB |
|--------------|------------------------------|--------------------------------------|--------------|------------------------------|-----------------------|--------------|
| 11510.00 | Peak | 33.96 | 13.77 | 47.73 | 74.00 | -26.27 |
| 11510.00 | Average | 26.19 | 13.77 | 39.96 | 54.00 | -14.04 |
| 17265.00 | Peak | 34.02 | 27.89 | 61.91 | 68.20 | -6.29 |

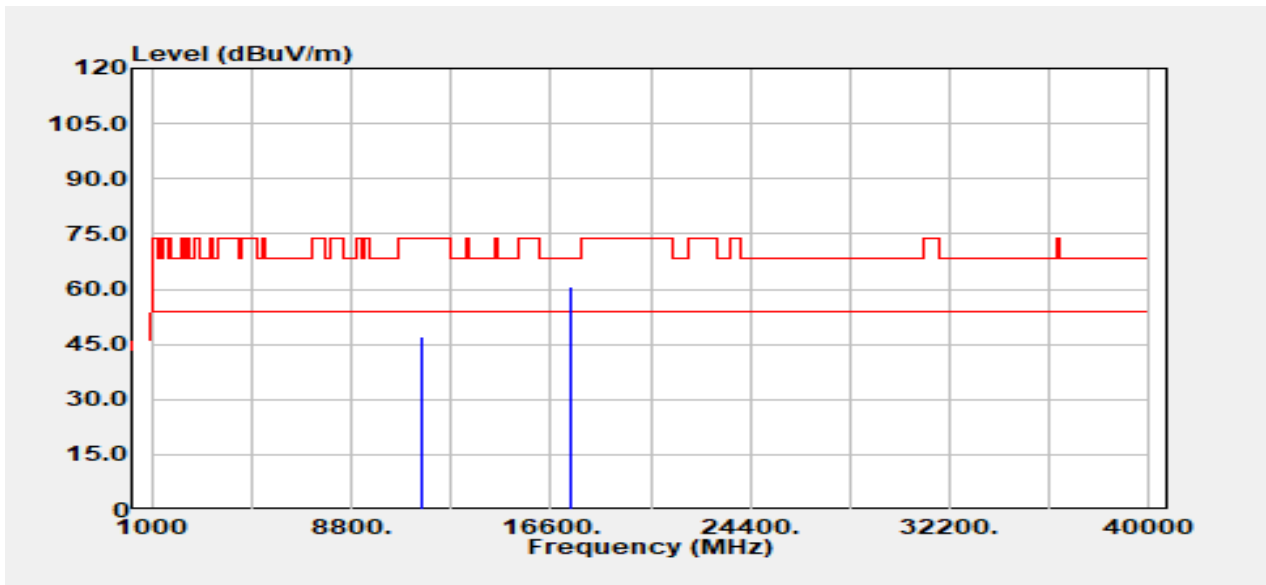
Project No :TM-2309000207P
 Operation Band :802.11ax40/Band4
 Frequency :5755 MHz
 Operation Mode :TX
 EUT Pol :E2
 Setting :46

Test Date :2024-06-20
 Temp./Humi. :24.6/57
 Antenna Pol. :HORIZONTAL
 Engineer :Tony Chao
 Test Chamber : 966A



| Freq. MHz | Detector Mode PK/QP/AV | Spectrum Read Level dB μ V | Factor dB | Actual FS dB μ V/m | Limit dB μ V/m | Margin dB |
|--------------|------------------------------|--------------------------------------|--------------|------------------------------|-----------------------|--------------|
| 11510.00 | Peak | 33.68 | 13.77 | 47.45 | 74.00 | -26.55 |
| 11510.00 | Average | 25.81 | 13.77 | 39.58 | 54.00 | -14.42 |
| 17265.00 | Peak | 32.81 | 27.89 | 60.69 | 68.20 | -7.51 |

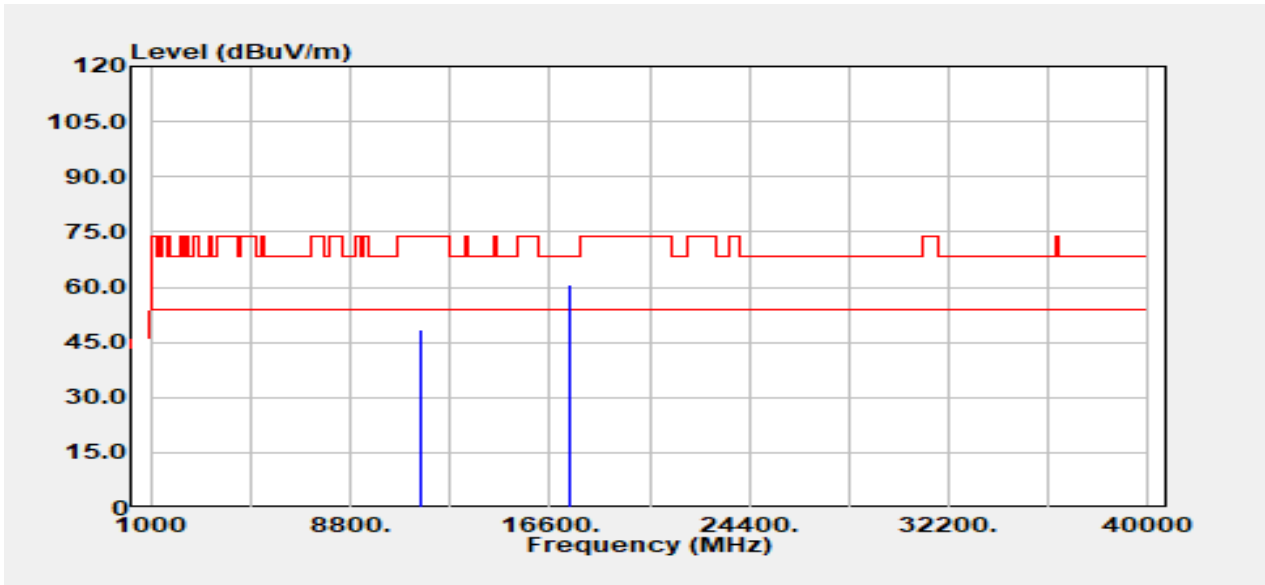
| | | | |
|----------------|-------------------|--------------|-------------|
| Project No | :TM-2309000207P | Test Date | :2024-06-20 |
| Operation Band | :802.11ax40/Band4 | Temp./Humi. | :24.6/57 |
| Frequency | :5795 MHz | Antenna Pol. | :VERTICAL |
| Operation Mode | :TX | Engineer | :Tony Chao |
| EUT Pol | :E2 | Test Chamber | : 966A |
| Setting | :47 | | |



| Freq. MHz | Detector Mode PK/QP/AV | Spectrum Read Level dBμV | Factor dB | Actual FS dBμV/m | Limit dBμV/m | Margin dB |
|--------------|------------------------------|--------------------------------|--------------|------------------------|-----------------|--------------|
| 11590.00 | Peak | 33.06 | 13.82 | 46.87 | 74.00 | -27.13 |
| 11590.00 | Average | 26.74 | 13.82 | 40.56 | 54.00 | -13.44 |
| 17385.00 | Peak | 33.63 | 27.26 | 60.89 | 68.20 | -7.31 |

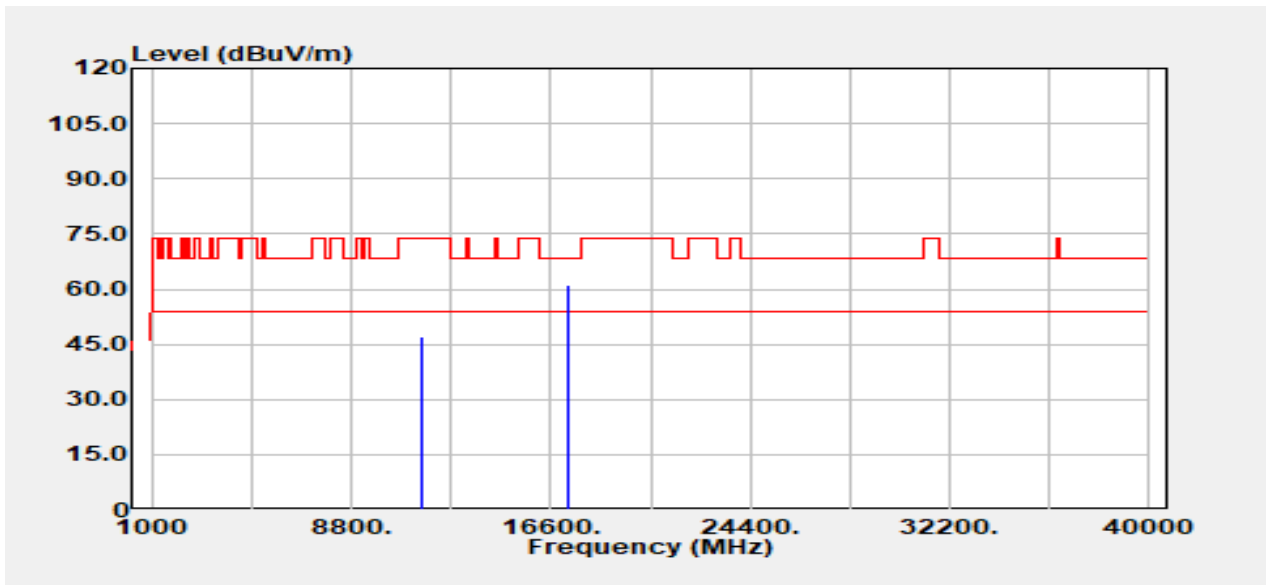
Project No :TM-2309000207P
 Operation Band :802.11ax40/Band4
 Frequency :5795 MHz
 Operation Mode :TX
 EUT Pol :E2
 Setting :47

Test Date :2024-06-20
 Temp./Humi. :24.6/57
 Antenna Pol. :HORIZONTAL
 Engineer :Tony Chao
 Test Chamber : 966A



| Freq. MHz | Detector Mode PK/QP/AV | Spectrum Read Level dBμV | Factor dB | Actual FS dBμV/m | Limit dBμV/m | Margin dB |
|--------------|------------------------------|--------------------------------|--------------|------------------------|-----------------|--------------|
| 11590.00 | Peak | 34.46 | 13.82 | 48.28 | 74.00 | -25.72 |
| 11590.00 | Average | 25.80 | 13.82 | 39.61 | 54.00 | -14.39 |
| 17385.00 | Peak | 33.26 | 27.26 | 60.52 | 68.20 | -7.68 |

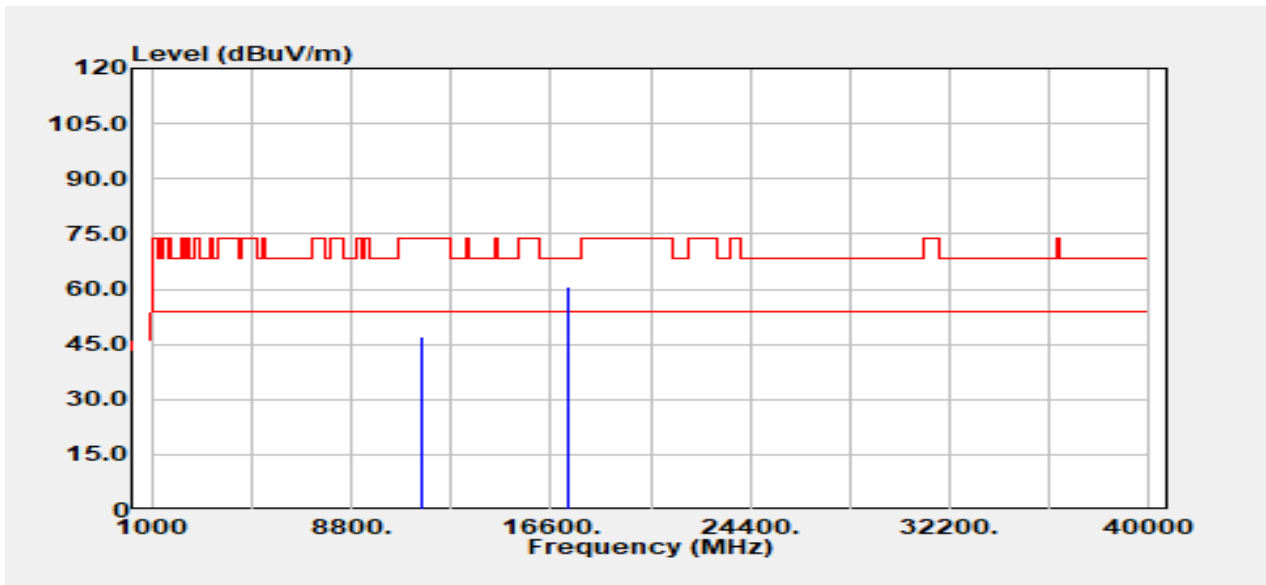
| | | | |
|----------------|-------------------|--------------|-------------|
| Project No | :TM-2309000207P | Test Date | :2024-06-21 |
| Operation Band | :802.11ax80/Band4 | Temp./Humi. | :24.6/57 |
| Frequency | :5775 MHz | Antenna Pol. | :VERTICAL |
| Operation Mode | :TX | Engineer | :Tony Chao |
| EUT Pol | :E2 | Test Chamber | : 966A |
| Setting | :42 | | |



| Freq. MHz | Detector Mode PK/QP/AV | Spectrum Read Level dB μ V | Factor dB | Actual FS dB μ V/m | Limit dB μ V/m | Margin dB |
|--------------|------------------------------|--------------------------------------|--------------|------------------------------|-----------------------|--------------|
| 11550.00 | Peak | 33.16 | 13.97 | 47.13 | 74.00 | -26.87 |
| 11550.00 | Average | 26.84 | 13.97 | 40.81 | 54.00 | -13.19 |
| 17325.00 | Peak | 33.82 | 27.42 | 61.24 | 68.20 | -6.96 |

Report No.: TMWK2309003309KR

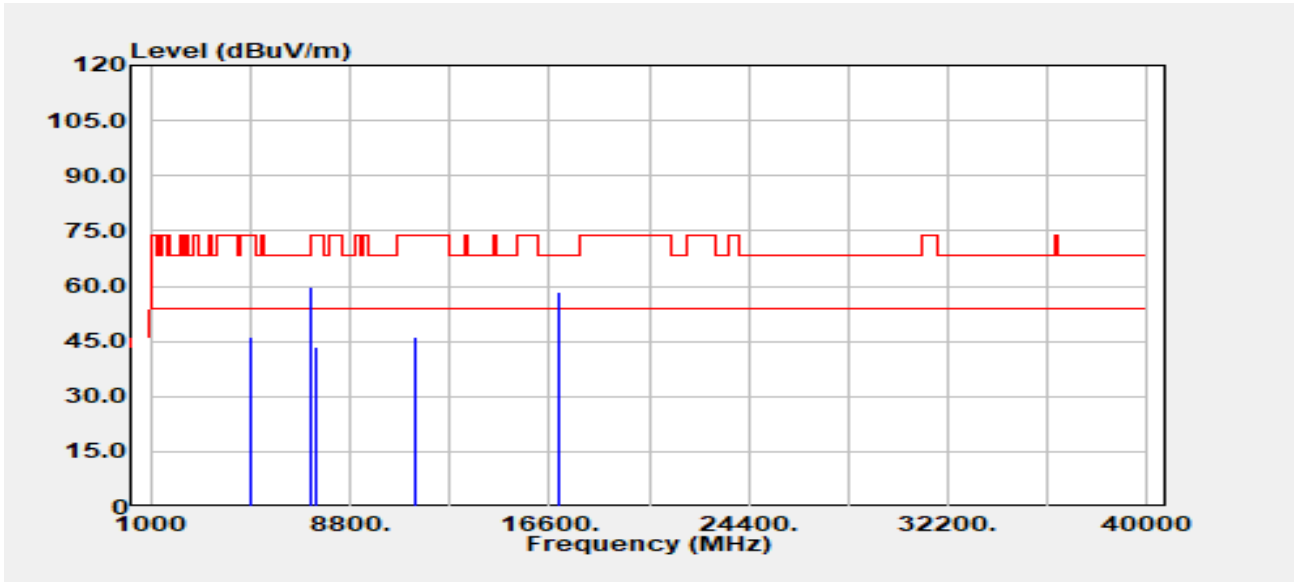
| | | | |
|----------------|-------------------|--------------|-------------|
| Project No | :TM-2309000207P | Test Date | :2024-06-21 |
| Operation Band | :802.11ax80/Band4 | Temp./Humi. | :24.6/57 |
| Frequency | :5775 MHz | Antenna Pol. | :HORIZONTAL |
| Operation Mode | :TX | Engineer | :Tony Chao |
| EUT Pol | :E2 | Test Chamber | : 966A |
| Setting | :42 | | |



| Freq. MHz | Detector Mode PK/QP/AV | Spectrum Read Level dB μ V | Factor dB | Actual FS dB μ V/m | Limit dB μ V/m | Margin dB |
|--------------|------------------------------|--------------------------------------|--------------|------------------------------|-----------------------|--------------|
| 11550.00 | Peak | 33.04 | 13.97 | 47.01 | 74.00 | -26.99 |
| 11550.00 | Average | 25.47 | 13.97 | 39.44 | 54.00 | -14.56 |
| 17325.00 | Peak | 33.13 | 27.42 | 60.55 | 68.20 | -7.65 |

Co-Location

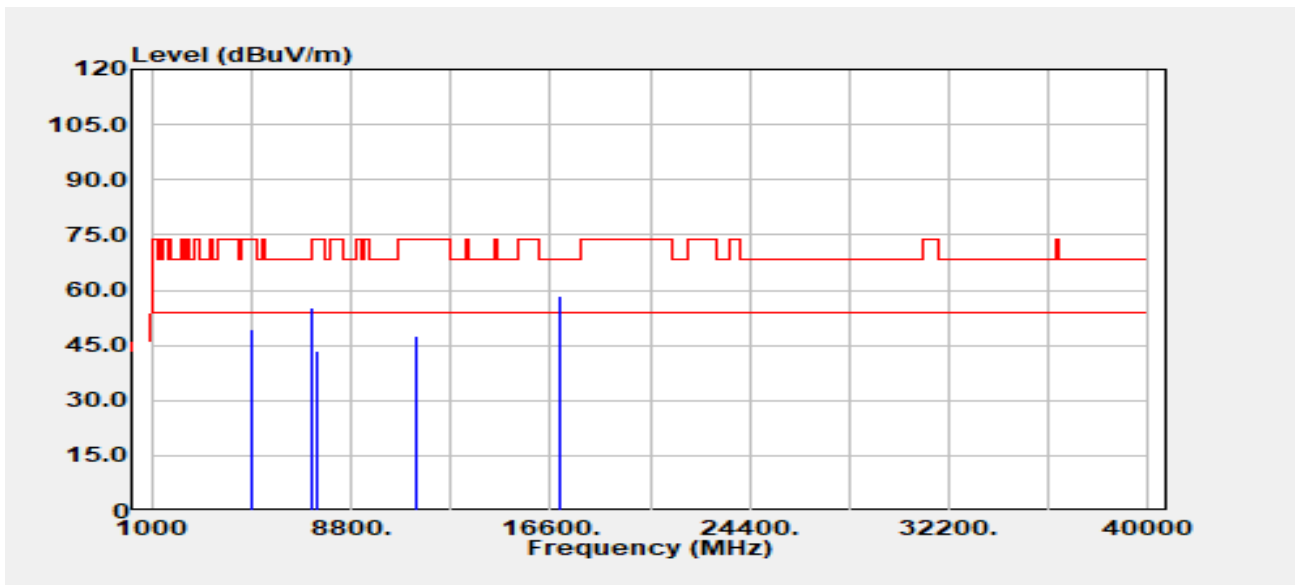
| | | | |
|----------------|--------------------------------|--------------|-------------|
| Project No | :TM-2309000207P | Test Date | :2024-06-26 |
| Operation Band | :802.11ax40/Band3_802.11g_ BLE | Temp./Humi. | :24.6/57 |
| Frequency | :5670_2437_2476 MHz | Antenna Pol. | :Vertical |
| Operation Mode | :TX | Engineer | :Ray Li |
| EUT Pol | :E2 | Test Chamber | : 966A |
| Setting | :20_20_31 | | |



| Freq. MHz | Detector Mode PK/QP/AV | Spectrum Read Level dBμV | Factor dB | Actual FS dBμV/m | Limit dBμV/m | Margin dB |
|-----------|------------------------|--------------------------|-----------|------------------|--------------|-----------|
| 4874.00 | Peak | 43.83 | 2.49 | 46.32 | 74.00 | -27.68 |
| 4874.00 | Average | 39.42 | 2.49 | 41.92 | 54.00 | -12.08 |
| 4952.00 | Peak | 38.06 | 3.16 | 41.22 | 74.00 | -32.78 |
| 4952.00 | Average | 33.06 | 3.16 | 36.22 | 54.00 | -17.78 |
| 7311.00 | Peak | 50.66 | 8.96 | 59.62 | 74.00 | -14.38 |
| 7311.00 | Average | 44.16 | 8.96 | 53.12 | 54.00 | -0.88 |
| 7428.00 | Peak | 34.70 | 8.96 | 43.65 | 74.00 | -30.35 |
| 7428.00 | Average | 27.01 | 8.96 | 35.97 | 54.00 | -18.03 |
| 11340.00 | Peak | 32.49 | 13.87 | 46.36 | 74.00 | -27.64 |
| 11340.00 | Average | 26.29 | 13.87 | 40.16 | 54.00 | -13.84 |
| 17010.00 | Peak | 31.57 | 26.82 | 58.39 | 68.20 | -9.81 |

Report No.: TMWK2309003309KR

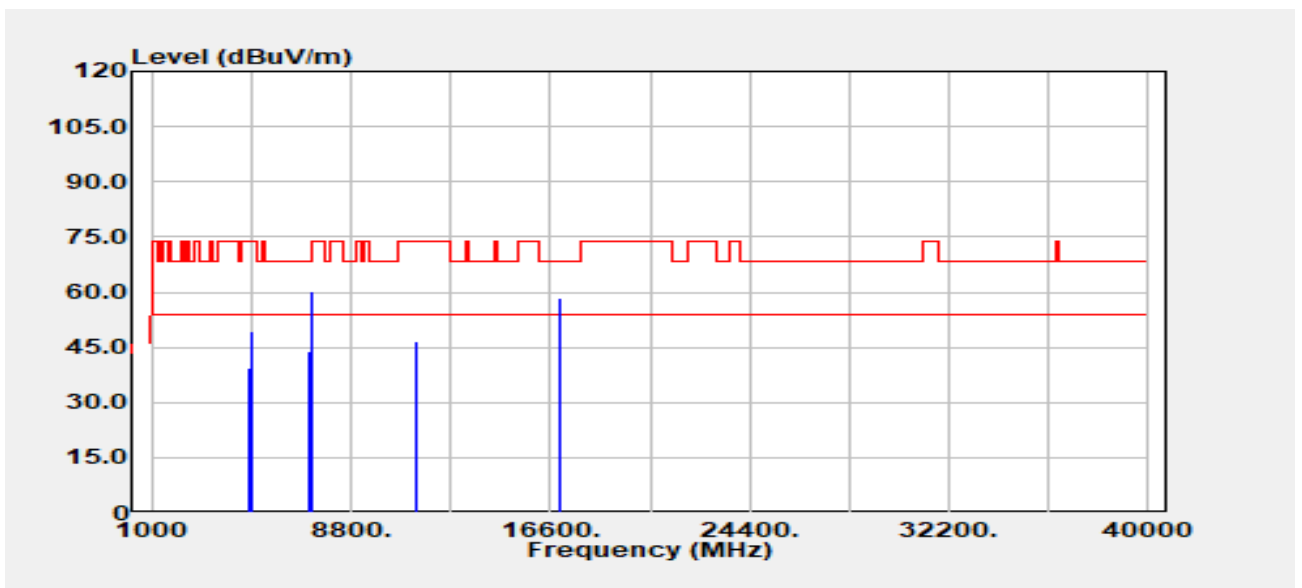
| | | | |
|----------------|--------------------------------|--------------|-------------|
| Project No | :TM-2309000207P | Test Date | :2024-06-26 |
| Operation Band | :802.11ax40/Band3_802.11g_ BLE | Temp./Humi. | :24.6/57 |
| Frequency | :5670_2437_2476 MHz | Antenna Pol. | :Horizontal |
| Operation Mode | :TX | Engineer | :Ray Li |
| EUT Pol | :E2 | Test Chamber | : 966A |
| Setting | :20_20_31 | | |



| Freq. MHz | Detector Mode PK/QP/AV | Spectrum Read Level dBμV | Factor dB | Actual FS dBμV/m | Limit dBμV/m | Margin dB |
|-----------|------------------------|--------------------------|-----------|------------------|--------------|-----------|
| 4874.00 | Peak | 47.07 | 2.49 | 49.56 | 74.00 | -24.44 |
| 4874.00 | Average | 38.18 | 2.49 | 40.67 | 54.00 | -13.33 |
| 4952.00 | Peak | 38.10 | 3.16 | 41.27 | 74.00 | -32.73 |
| 4952.00 | Average | 32.33 | 3.16 | 35.49 | 54.00 | -18.51 |
| 7311.00 | Peak | 46.40 | 8.96 | 55.36 | 74.00 | -18.64 |
| 7311.00 | Average | 40.29 | 8.96 | 49.25 | 54.00 | -4.75 |
| 7428.00 | Peak | 34.40 | 8.96 | 43.35 | 74.00 | -30.65 |
| 7428.00 | Average | 27.05 | 8.96 | 36.01 | 54.00 | -17.99 |
| 11340.00 | Peak | 33.67 | 13.87 | 47.53 | 74.00 | -26.47 |
| 11340.00 | Average | 25.34 | 13.87 | 39.20 | 54.00 | -14.80 |
| 17010.00 | Peak | 31.73 | 26.82 | 58.55 | 68.20 | -9.65 |

Report No.: TMWK2309003309KR

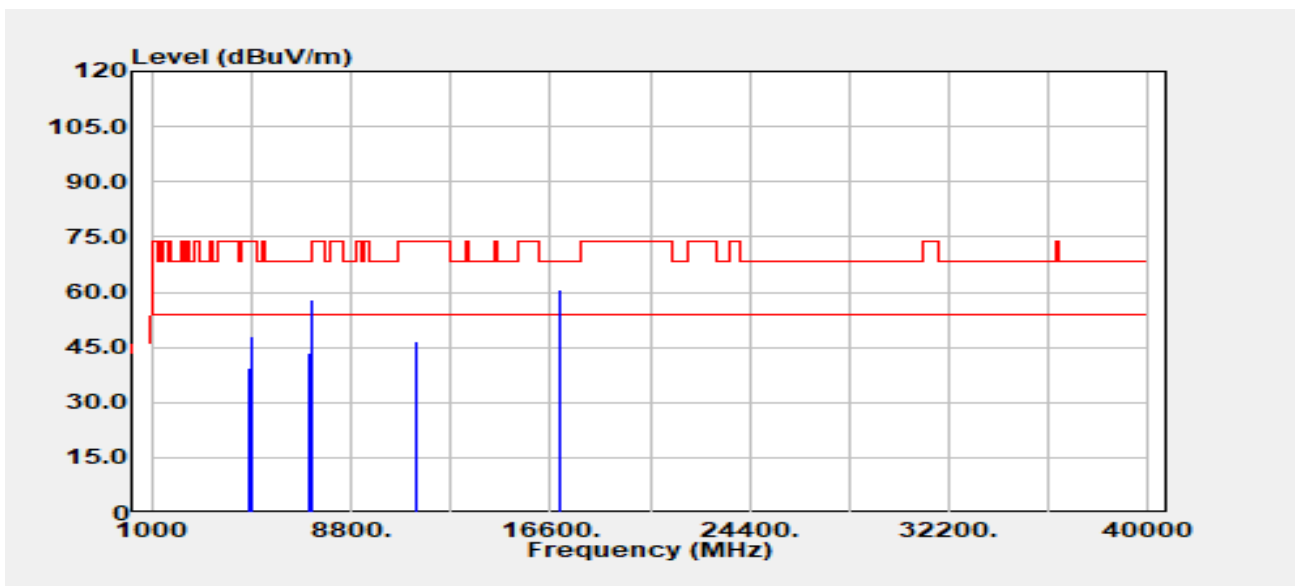
| | | | |
|----------------|----------------------------------|--------------|-------------|
| Project No | :TM-2309000207P | Test Date | :2024-06-26 |
| Operation Band | :802.11ax40/Band3_802.11g_Zigbee | Temp./Humi. | :24.6/57 |
| Frequency | :5670_2437_2405 MHz | Antenna Pol. | :Vertical |
| Operation Mode | :TX | Engineer | :Ray Li |
| EUT Pol | :E2 | Test Chamber | : 966A |
| Setting | :20_20_25 | | |



| Freq. MHz | Detector Mode PK/QP/AV | Spectrum Read Level dBuV | Factor dB | Actual FS dBuV/m | Limit dBuV/m | Margin dB |
|--------------|---------------------------|-----------------------------|--------------|---------------------|-----------------|--------------|
| 4810.00 | Peak | 37.04 | 2.23 | 39.27 | 74.00 | -34.73 |
| 4810.00 | Average | 29.77 | 2.23 | 32.01 | 54.00 | -21.99 |
| 4874.00 | Peak | 46.93 | 2.49 | 49.42 | 74.00 | -24.58 |
| 4874.00 | Average | 37.96 | 2.49 | 40.45 | 54.00 | -13.55 |
| 7215.00 | Peak | 34.77 | 9.06 | 43.83 | 68.20 | -24.37 |
| 7311.00 | Peak | 51.28 | 8.96 | 60.25 | 74.00 | -13.75 |
| 7311.00 | Average | 43.83 | 8.96 | 52.79 | 54.00 | -1.21 |
| 11340.00 | Peak | 32.63 | 13.87 | 46.50 | 74.00 | -27.50 |
| 11340.00 | Average | 26.76 | 13.87 | 40.62 | 54.00 | -13.38 |
| 17010.00 | Peak | 31.50 | 26.82 | 58.33 | 68.20 | -9.87 |

Report No.: TMWK2309003309KR

| | | | |
|----------------|----------------------------------|--------------|-------------|
| Project No | :TM-2309000207P | Test Date | :2024-06-26 |
| Operation Band | :802.11ax40/Band3_802.11g_Zigbee | Temp./Humi. | :24.6/57 |
| Frequency | :5670_2437_2405 MHz | Antenna Pol. | :Horizontal |
| Operation Mode | :TX | Engineer | :Ray Li |
| EUT Pol | :E2 | Test Chamber | : 966A |
| Setting | :20_20_25 | | |



| Freq. MHz | Detector Mode PK/QP/AV | Spectrum Read Level dBuV | Factor dB | Actual FS dBuV/m | Limit dBuV/m | Margin dB |
|--------------|---------------------------|-----------------------------|--------------|---------------------|-----------------|--------------|
| 4810.00 | Peak | 37.24 | 2.23 | 39.47 | 74.00 | -34.53 |
| 4810.00 | Average | 29.92 | 2.23 | 32.15 | 54.00 | -21.85 |
| 4874.00 | Peak | 45.42 | 2.49 | 47.92 | 74.00 | -26.08 |
| 4874.00 | Average | 37.73 | 2.49 | 40.22 | 54.00 | -13.78 |
| 7215.00 | Peak | 34.49 | 9.06 | 43.55 | 68.20 | -24.65 |
| 7311.00 | Peak | 48.97 | 8.96 | 57.94 | 74.00 | -16.06 |
| 7311.00 | Average | 40.59 | 8.96 | 49.55 | 54.00 | -4.45 |
| 11340.00 | Peak | 32.79 | 13.87 | 46.65 | 74.00 | -27.35 |
| 11340.00 | Average | 25.61 | 13.87 | 39.48 | 54.00 | -14.52 |
| 17010.00 | Peak | 34.01 | 26.82 | 60.83 | 68.20 | -7.37 |

5. DYNAMIC FREQUENCY SELECTION FOR MASTER TEST PROCEDURE

According to FCC 47 CFR Part 15 Subpart E (Section 15.407), KDB 905462 D02 UNII DFS Compliance Procedures New Rules v02, KDB 905462 D04 Operational Modes for DFS Testing New Rules v01 EUT is considered as a master device.

Table 1: Applicability of DFS Requirements Prior to Use of a Channel

| Requirement | Operational Mode | | |
|---------------------------------|------------------|--------------------------------|-----------------------------|
| | Master | Client Without Radar Detection | Client With Radar Detection |
| Non-Occupancy Period | Yes | Not required | Yes |
| DFS Detection Threshold | Yes | Not required | Yes |
| Channel Availability Check Time | Yes | Not required | Not required |
| U-NII Detection Bandwidth | Yes | Not required | Yes |

Table 2: Applicability of DFS requirements during normal operation

| Requirement | Operational Mode | |
|-----------------------------------|------------------|--------------------------------|
| | Master | Client Without Radar Detection |
| DFS Detection Threshold | Yes | Not required |
| Channel Closing Transmission Time | Yes | Yes |
| Channel Move Time | Yes | Yes |
| U-NII Detection Bandwidth | Yes | Not required |

| Additional requirements for devices with multiple bandwidth modes | Operational Mode | |
|---|--|--|
| | Master Device or Client With Radar Detection | Client Without Radar Detection |
| U-NII Detection Bandwidth and Statistical Performance Check | All BW modes must be tested | Not required |
| Channel Move Time and Channel Closing Transmission Time | Test using widest BW mode available | Test using the widest BW mode available for the link |
| All other tests | Any single BW mode | Not required |

Note: Frequencies selected for statistical performance check (Section 7.8.4) should include several frequencies within the radar detection bandwidth and frequencies near the edge of the radar detection bandwidth. For 802.11 devices it is suggested to select frequencies in each of the bonded 20 MHz channels and the channel center frequency.

5.1 DFS DETECTION THRESHOLDS

Table 3 below provides the DFS Detection Thresholds for Master Devices as well as Client Devices incorporating In-Service Monitoring.

Table 3: DFS Detection Thresholds for Master Devices

| Maximum Transmit Power | Value (see notes 1, 2, and 3) |
|--|-------------------------------|
| EIRP \geq 200 milliwatt | -64 dBm |
| EIRP < 200 milliwatt and power spectral density < 10 dBm/MHz | -62 dBm |
| EIRP < 200 milliwatt that do not meet the power spectral density requirement | -64 dBm |

Note 1: This is the level at the input of the receiver assuming a 0 dBi receive antenna.
Note 2: Throughout these test procedures an additional 1 dB has been added to the amplitude of the test transmission waveforms to account for variations in measurement equipment. This will ensure that the test signal is at or above the detection threshold level to trigger a DFS response.
Note 3: EIRP is based on the highest antenna gain. For MIMO devices refer to KDB Publication 662911 D01.

5.2 DFS RESPONSE REQUIREMENT

Table 4 provides the response requirements for Master and Client Devices incorporating DFS.

Table 4: DFS Response Requirement Values

| Parameter | Value |
|-----------------------------------|---|
| Non-occupancy period | Minimum 30 minutes |
| Channel Availability Check Time | 60 seconds |
| Channel Move Time | 10 seconds See Note 1. |
| Channel Closing Transmission Time | 200 milliseconds + an aggregate of 60 milliseconds over remaining 10 second periods. See Notes 1 and 2. |
| U-NII Detection Bandwidth | Minimum 100% of the 99% power bandwidth See Note 3. |

Note 1: Channel Move Time and the Channel Closing Transmission Time should be performed with Radar Type 0. The measurement timing begins at the end of the Radar Type 0 burst.
Note 2: The Channel Closing Transmission Time is comprised of 200 milliseconds starting at the beginning of the Channel Move Time plus any additional intermittent control signals required to facilitate Channel changes (an aggregate of 60 milliseconds) during the remainder of the 10 second period. The aggregate duration of control signals will not count quiet periods in between transmissions.
Note 3: During the U-NII Detection Bandwidth detection test, radar type 0 is used and for each frequency step the minimum percentage of detection is 90%. Measurements are performed with no data traffic.

5.3 RADAR TEST WAVEFORMS

This section provides the parameters for required test waveforms, minimum percentage of successful detections, and the minimum number of trials that must be used for determining DFS conformance. Step intervals of 0.1 microsecond for Pulse Width, 1 microsecond for PRI, 1 MHz for chirp width and 1 for the number of pulses will be utilized for the random determination of specific test waveforms.

5.3.1 Short Pulse Radar Test Waveforms

Radar Type 0 was used in the evaluation of the Client device for the purpose of measuring the Channel Move Time and the Channel Closing Transmission Time.

Table 5 – Short Pulse Radar Test Waveforms

| Radar Type | Pulse Width (µsec) | PRI (µsec) | Number of Pulses | Minimum Percentage of Successful Detection | Minimum Number of Trials |
|---|--------------------|------------|---|--|--------------------------|
| 0 | 1 | 1428 | 18 | See Note 1 | |
| 1 | 1 | Test A | $Roundup\left\{\left(\frac{1}{360}\right) \cdot \left(\frac{19 \cdot 10^6}{PRI_{\mu sec}}\right)\right\}$ | 60% | 30 |
| | | Test B | | | |
| 2 | 1-5 | 150-230 | 23-29 | 60% | 30 |
| 3 | 6-10 | 200-500 | 16-18 | 60% | 30 |
| 4 | 11-20 | 200-500 | 12-16 | 60% | 30 |
| Aggregate (Radar Types 1-4) | | | | 80% | 120 |
| Note 1: Short Pulse Radar Type 0 should be used for the detection bandwidth test, channel move time, and channel closing time tests. | | | | | |

Test A: 15 unique PRI values randomly selected from the list of 23 PRI values in Table 5a

Test B: 15 unique PRI values randomly selected within the range of 518-3066 µsec, with a minimum increment of 1 µsec, excluding PRI values selected in Test A

A minimum of 30 unique waveforms are required for each of the Short Pulse Radar Types 2 through 4. If more than 30 waveforms are used for Short Pulse Radar Types 2 through 4, then each additional waveform must also be unique and not repeated from the previous waveforms.

If more than 30 waveforms are used for Short Pulse Radar Type 1, then each additional waveform is generated with Test B and must also be unique and not repeated from the previous waveforms in Tests A or B.

The aggregate is the average of the percentage of successful detections of short pulse radar types 1-4.

Table 5a - Pulse Repetition Intervals Values for Test A

| Pulse Repetition Frequency Number | Pulse Repetition Frequency (Pulses Per Second) | Pulse Repetition Interval (Microseconds) |
|-----------------------------------|--|--|
| 1 | 1930.5 | 518 |
| 2 | 1858.7 | 538 |
| 3 | 1792.1 | 558 |
| 4 | 1730.1 | 578 |
| 5 | 1672.2 | 598 |
| 6 | 1618.1 | 618 |
| 7 | 1567.4 | 638 |
| 8 | 1519.8 | 658 |
| 9 | 1474.9 | 678 |
| 10 | 1432.7 | 698 |
| 11 | 1392.8 | 718 |
| 12 | 1355 | 738 |
| 13 | 1319.3 | 758 |
| 14 | 1285.3 | 778 |
| 15 | 1253.1 | 798 |
| 16 | 1222.5 | 818 |
| 17 | 1193.3 | 838 |
| 18 | 1165.6 | 858 |
| 19 | 1139 | 878 |
| 20 | 1113.6 | 898 |
| 21 | 1089.3 | 918 |
| 22 | 1066.1 | 938 |
| 23 | 326.2 | 3066 |

5.3.2 Long Pulse Radar Test Waveform

Table 6 – Long Pulse Radar Test Waveforms

| Radar Type | Pulse Width (µsec) | Chirp Width (MHz) | PRI (µsec) | Number of Pulses per Burst | Number of Bursts | Minimum Percentage of Successful Detection | Minimum Number of Trials |
|------------|--------------------|-------------------|------------|----------------------------|------------------|--|--------------------------|
| 5 | 50-100 | 5-20 | 1000-2000 | 1-3 | 8-20 | 80% | 30 |

The parameters for this waveform are randomly chosen. Thirty unique waveforms are required for the Long Pulse radar test signal. If more than 30 waveforms are used for the Long Pulse radar test signal, then each additional waveform must also be unique and not repeated from the previous waveforms.

Each waveform is defined as follows:

Note: The center frequency for each of the 30 trials of the Bin 5 radar shall be randomly selected within 80% of the Occupied Bandwidth.

- (1) The transmission period for the Long Pulse Radar test signal is 12 seconds.
- (2) There are a total of 8 to 20 Bursts in the 12 second period, with the number of Bursts being randomly chosen. This number is Burst_Count.
- (3) Each Burst consists of 1 to 3 pulses, with the number of pulses being randomly chosen. Each Burst within the 12 second sequence may have a different number of pulses.
- (4) The pulse width is between 50 and 100 microseconds, with the pulse width being randomly chosen. Each pulse within a Burst will have the same pulse width. Pulses in different Bursts may have different pulse widths.
- (5) Each pulse has a linear frequency modulated chirp between 5 and 20 MHz, with the chirp width being randomly chosen. Each pulse within a **transmission period** will have the same chirp width. The chirp is centered on the pulse. For example, with a radar frequency of 5300 MHz and a 20 MHz chirped signal, the chirp starts at 5290 MHz and ends at 5310 MHz
- (6) If more than one pulse is present in a Burst, the time between the pulses will be between 1000 and 2000 microseconds, with the time being randomly chosen. If three pulses are present in a Burst, the time between the first and second pulses is chosen independently of the time between the second and third pulses.
- (7) The 12 second transmission period is divided into even intervals. The number of intervals is equal to Burst_Count. Each interval is of length $(12,000,000 / \text{Burst_Count})$ microseconds. Each interval contains one Burst. The start time for the Burst, relative to the beginning of the interval, is between 1 and $[(12,000,000 / \text{Burst_Count}) - (\text{Total Burst Length}) + (\text{One Random PRI Interval})]$ microseconds, with the start time being randomly chosen. The step interval for the start time is 1 microsecond. The start time for each Burst is chosen independently.

A representative example of a Long Pulse radar test waveform:

- (1) The total test signal length is 12 seconds.
- (2) 8 Bursts are randomly generated for the Burst_Count.
- (3) Burst 1 has 2 randomly generated pulses.
- (4) The pulse width (for both pulses) is randomly selected to be 75 microseconds.
- (5) The PRI is randomly selected to be at 1213 microseconds.
- (6) Bursts 2 through 8 are generated using steps 3 – 5.
- (7) Each Burst is contained in even intervals of 1,500,000 microseconds. The starting location for Pulse 1, Burst 1 is randomly generated (1 to 1,500,000 minus the total Burst 1 length + 1 random PRI interval) at the 325,001 microsecond step. Bursts 2 through 8 randomly fall in successive 1,500,000 microsecond intervals (i.e. Burst 2 falls in the 1,500,001 – 3,000,000 microsecond range).

5.3.3 Frequency Hopping Radar Test Waveform

Table 7 – Frequency Hopping Radar Test Signal

| Radar Type | Pulse Width (μsec) | PRI (μsec) | Pulses per Hop | Hopping Rate (kHz) | Hopping Sequence Length (msec) | Minimum Percentage of Successful Detection | Minimum Number of Trials |
|------------|--------------------|------------|----------------|--------------------|--------------------------------|--|--------------------------|
| 6 | 1 | 333 | 9 | 0.333 | 300 | 70% | 30 |

For the Frequency Hopping Radar Type, the same Burst parameters are used for each waveform. The hopping sequence is different for each waveform and a 100-length segment is selected from the hopping sequence defined by the following algorithm:

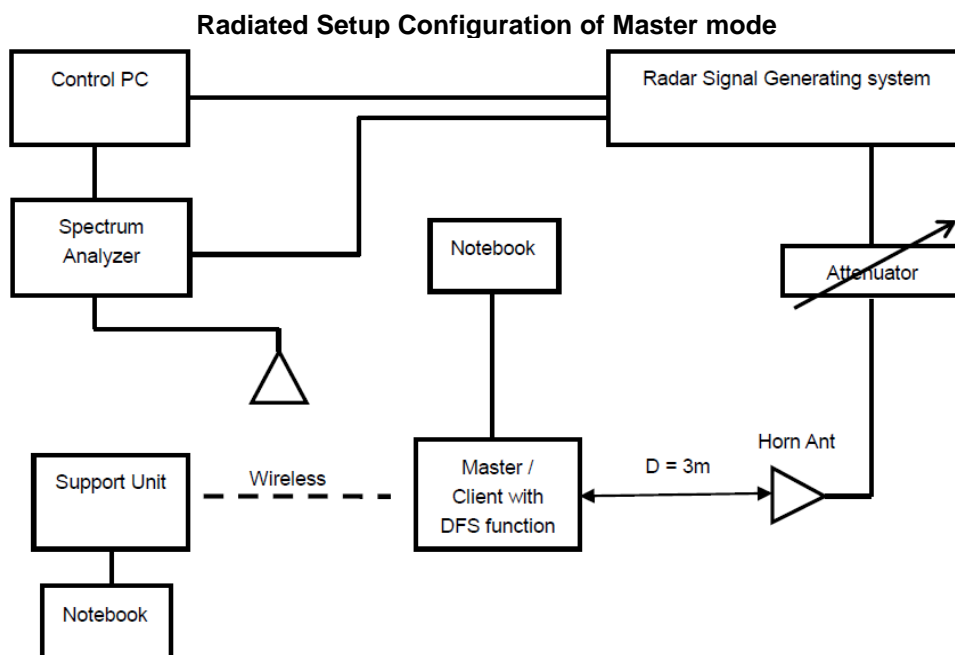
The first frequency in a hopping sequence is selected randomly from the group of 475 integer frequencies from 5250 – 5724 MHz. Next, the frequency that was just chosen is removed from the group and a frequency is randomly selected from the remaining 474 frequencies in the group. This process continues until all 475 frequencies are chosen for the set. For selection of a random frequency, the frequencies remaining within the group are always treated as equally likely.

5.4 CALIBRATION SETUP AND DFS TEST SETUP CONFIGURATION

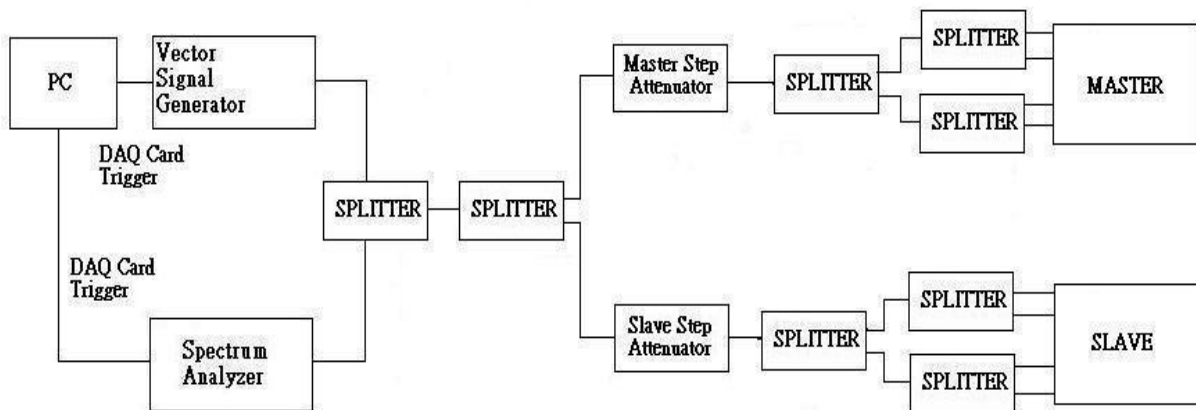
5.4.1 Radiated Test Setup Configuration

Radiated test setup up

The EUT is a U-NII Device operating in Master mode. The radar test signals are injected into the Master Device.



Conducted test setup up



Channel Loading

System testing will be performed with channel-loading using means appropriate to the data types that are used by the unlicensed device. The following requirements apply:

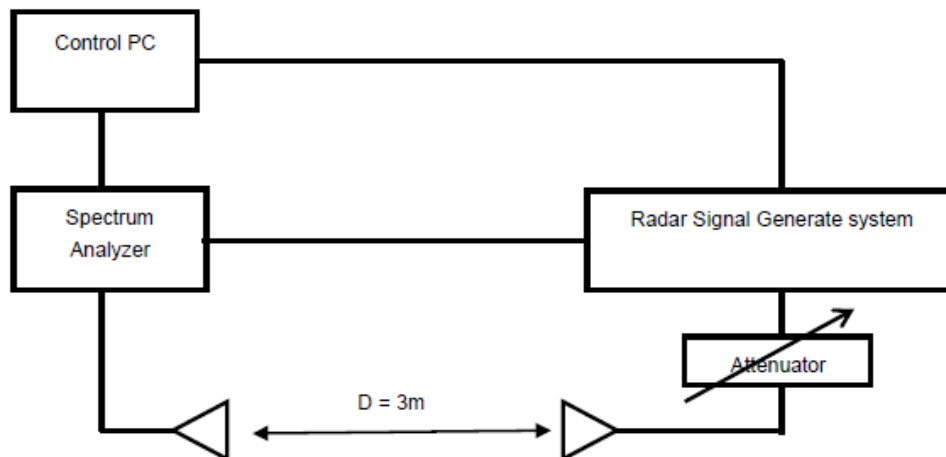
| | |
|-------------------------------------|--|
| <input type="checkbox"/> | (a) The data file must be of a type that is typical for the device (i.e., MPEG-2, MPEG-4, WAV, MP3, MP4, AVI, etc.) and must generally be transmitting in a streaming mode. |
| <input type="checkbox"/> | (b) Software to ping the client is permitted to simulate data transfer but must have random ping intervals. |
| <input checked="" type="checkbox"/> | (c) Timing plots are required with calculations demonstrating a minimum channel loading of approximately 17% or greater. For example, channel loading can be estimated by setting the spectrum analyzer for zero span and approximate the Time On/ (Time On + Off Time). This can be done with any appropriate channel BW and modulation type. |
| <input type="checkbox"/> | (d) Unicast or Multicast protocols are preferable but other protocols may be used. The appropriate protocol used must be described in the test procedures. |

5.4.2 Calibration of Radar Waveform

The radar signal was the same as transmitted channels, and injected into the antenna of AP (master) or Client Device with Radar Detection, measured the channel closing transmission time and channel move time.

Radiated setup configuration of Calibration of DFS Detection Threshold Level

The calibrated conducted detection threshold level is set to -64dBm for radiation configuration or -64dBm + antenna gain for conducted configuration. The tested level is lower than required level hence it provides margin to the limit.



Report No.: TMWK2309003309KR

5.4.3 Radar Waveform Calibration Result

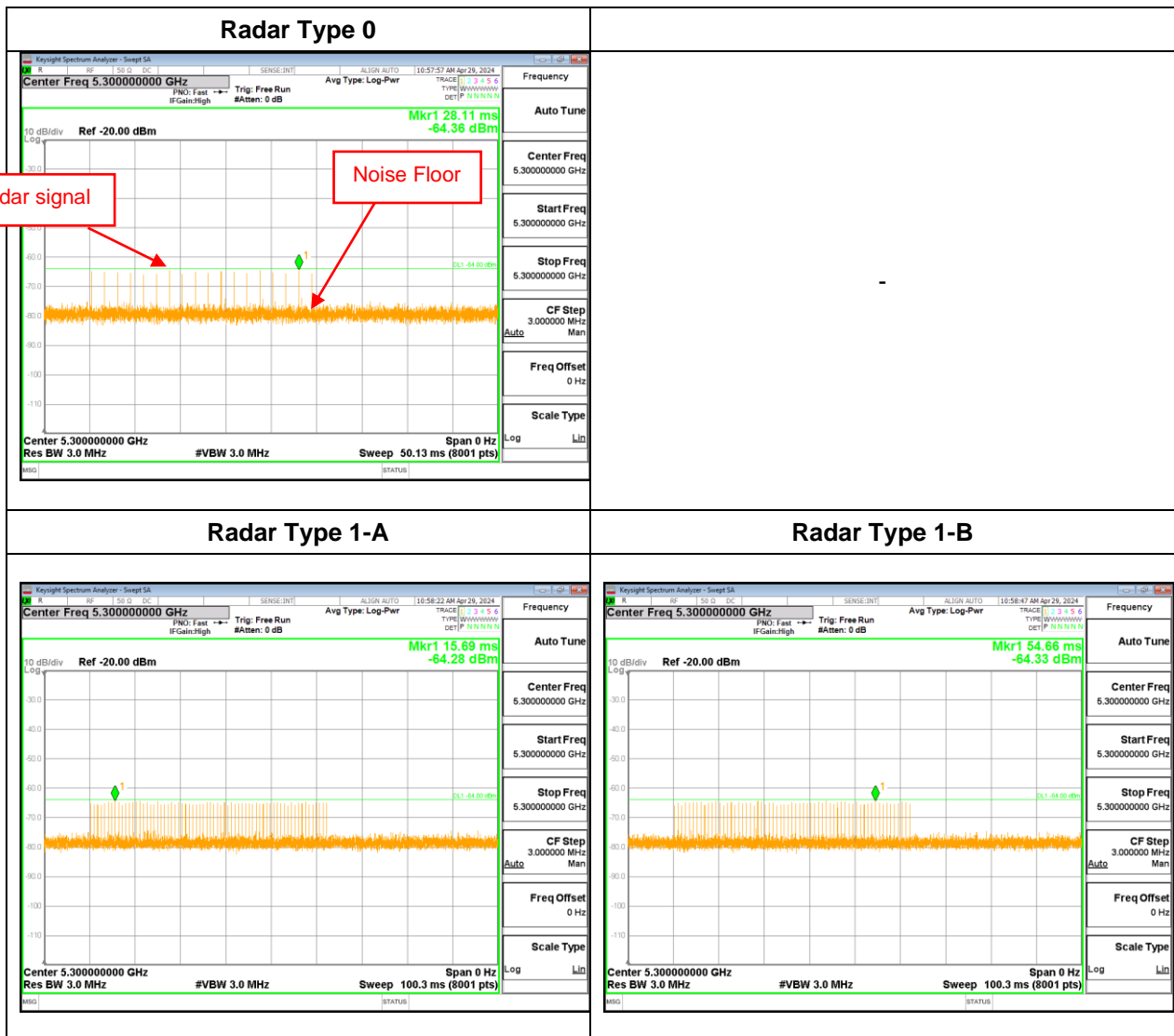
Temperature: 19.1 ~ 26.4°C

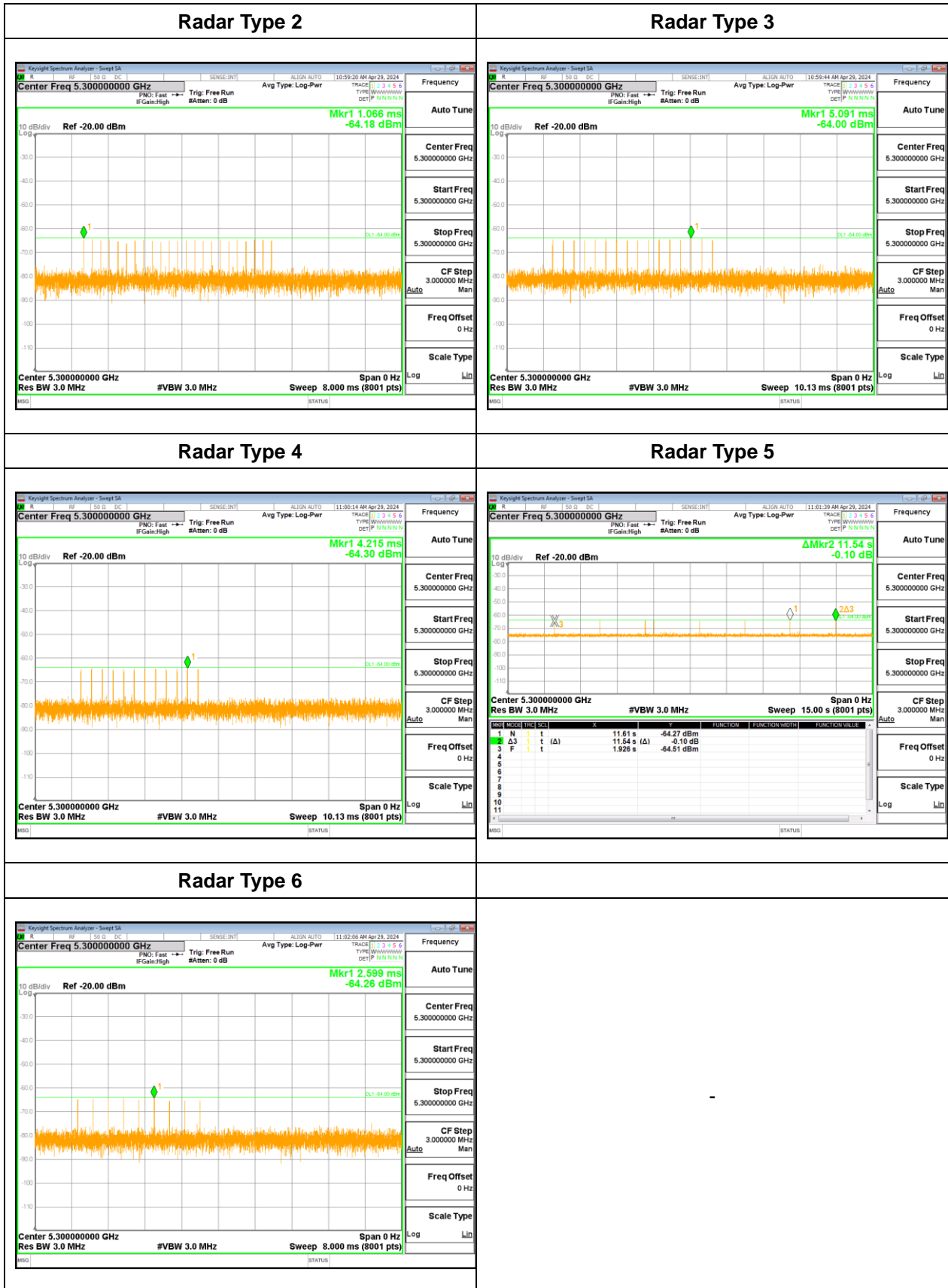
Test date: March 11 ~ May 6, 2024

Humidity: 37 ~ 58% RH

Tested by: KW Huang

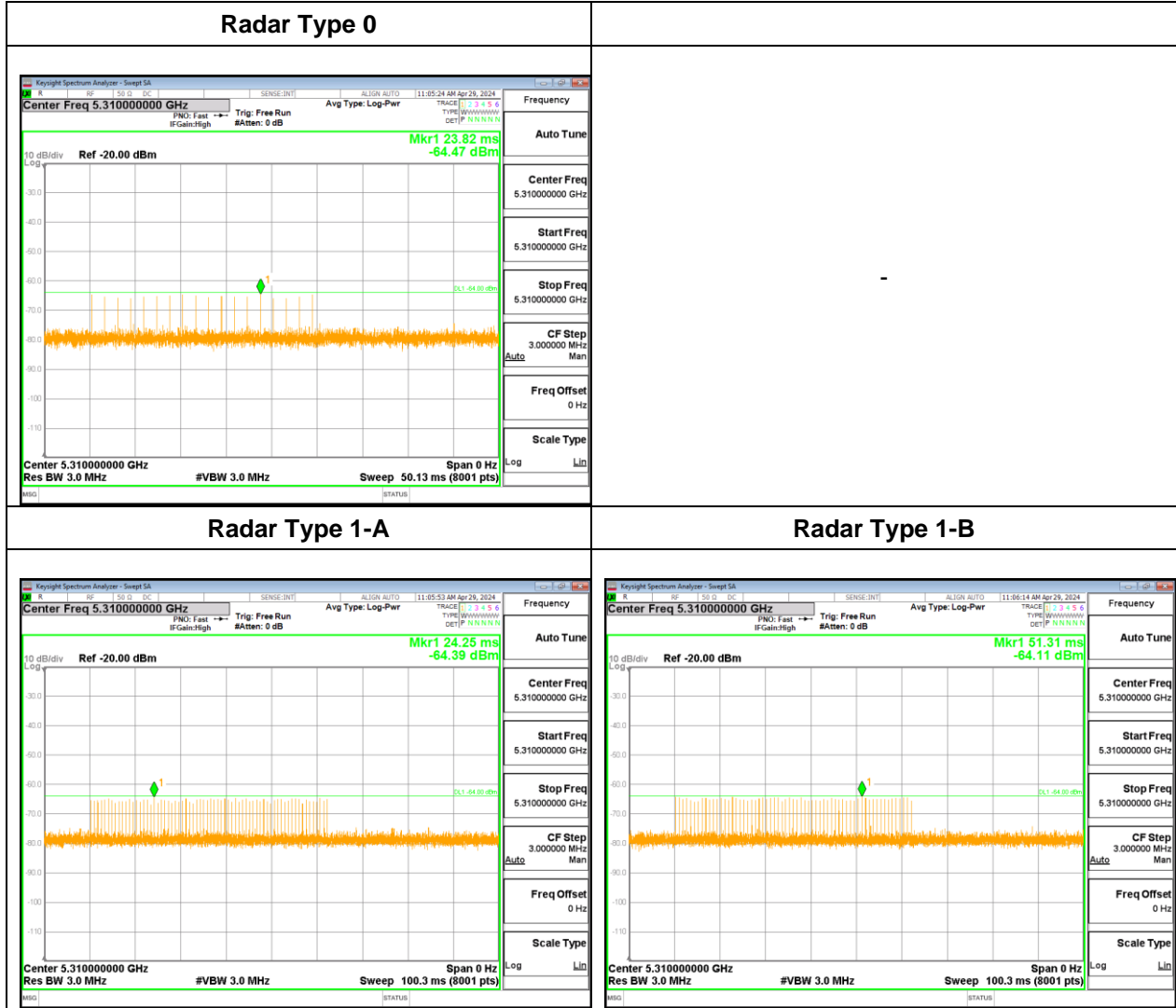
< Channel Bandwidth 20MHz / 5300MHz >





Report No.: TMWK2309003309KR

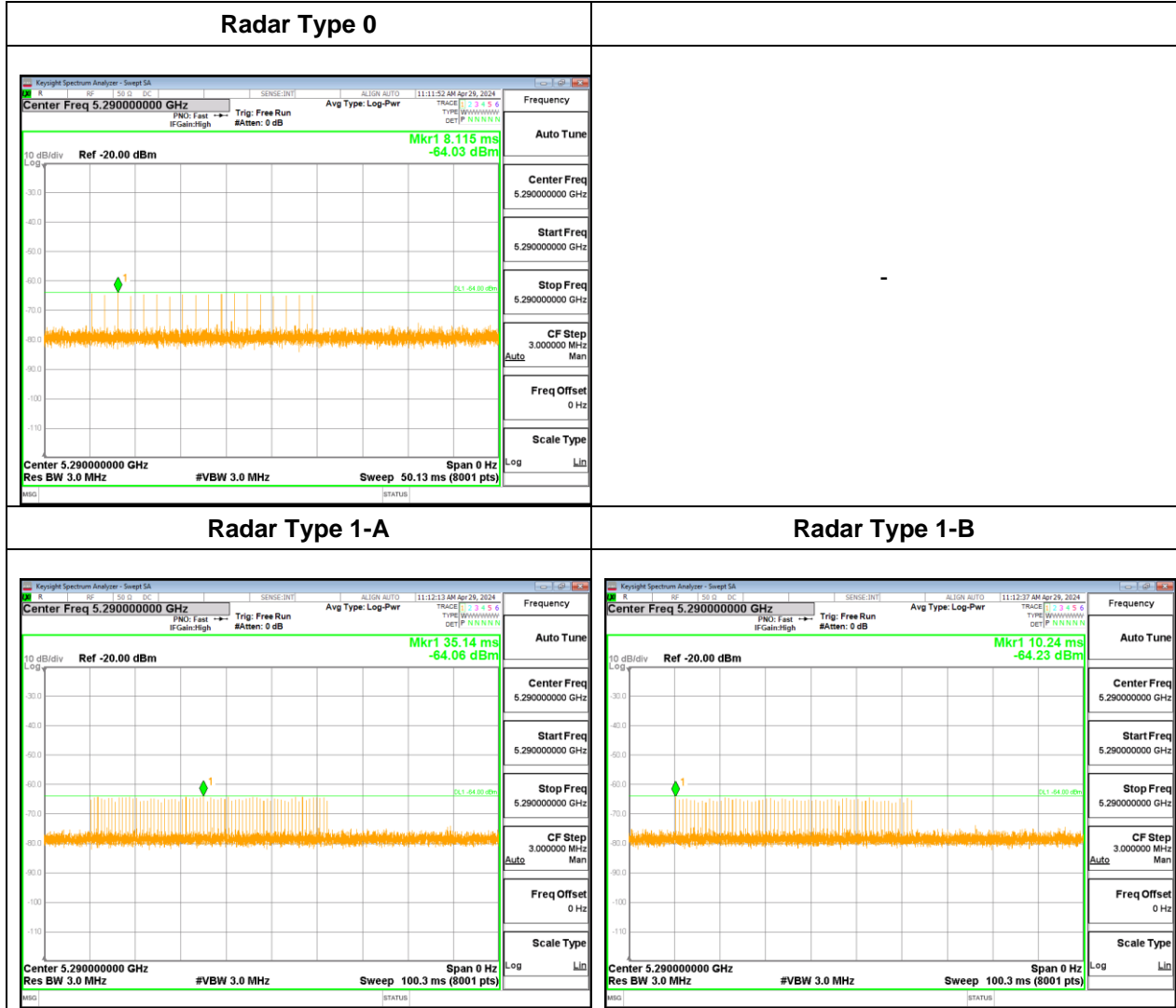
< Channel Bandwidth 40MHz / 5310MHz >





Report No.: TMWK2309003309KR

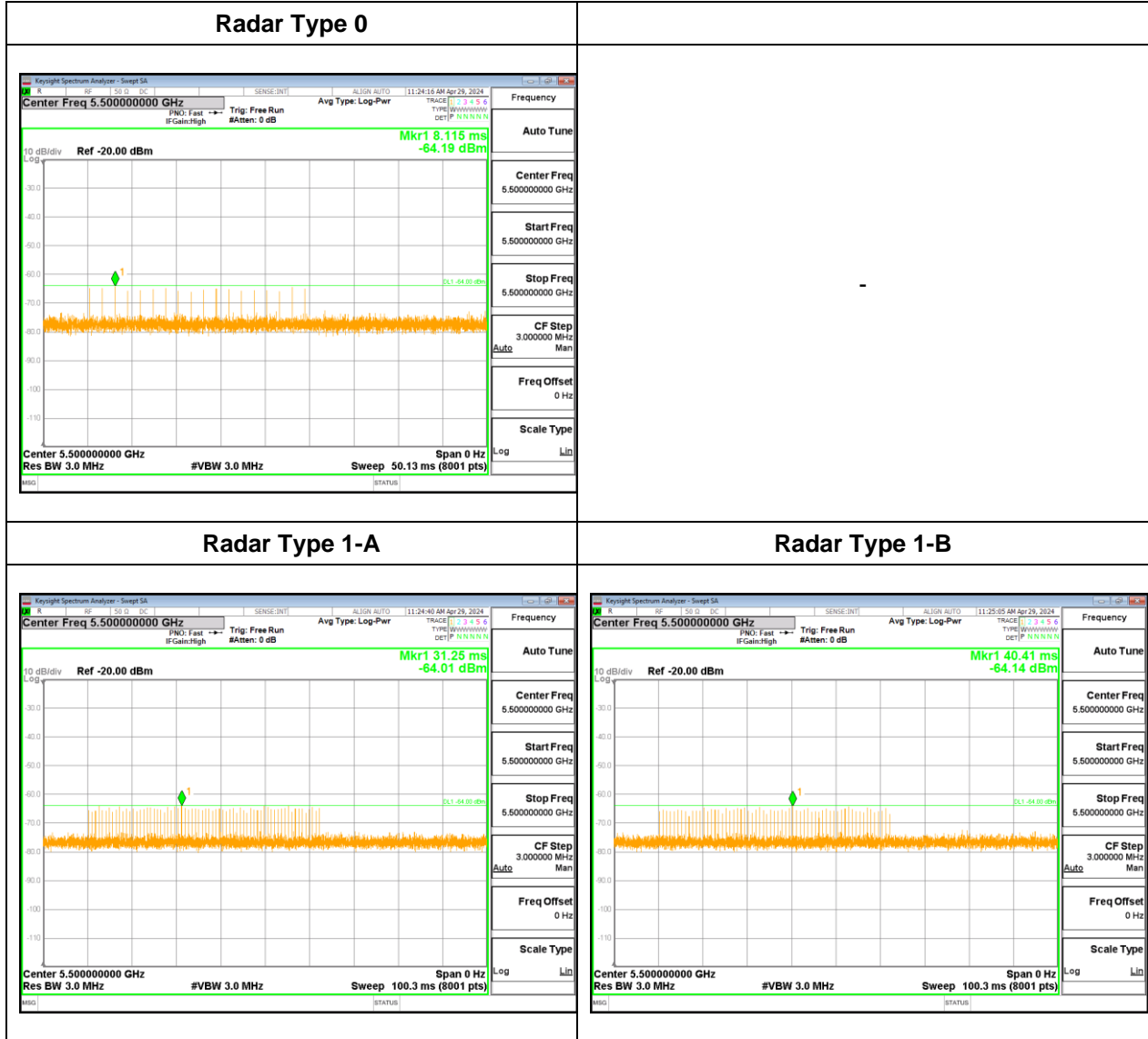
< Channel Bandwidth 80MHz / 5290MHz >





Report No.: TMWK2309003309KR

< Channel Bandwidth 20MHz / 5500MHz >





Report No.: TMWK2309003309KR

< Channel Bandwidth 40MHz / 5510MHz >

