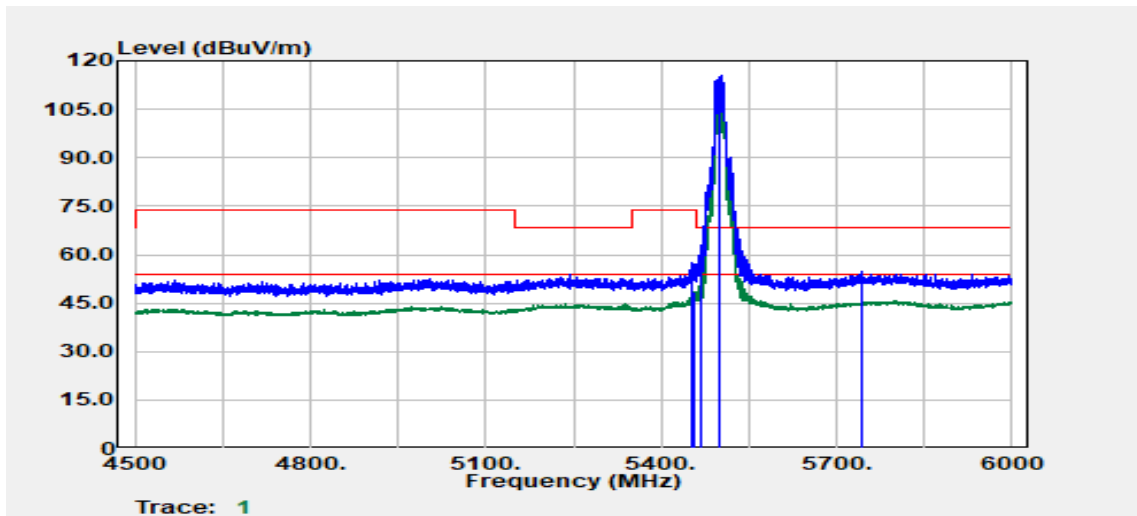
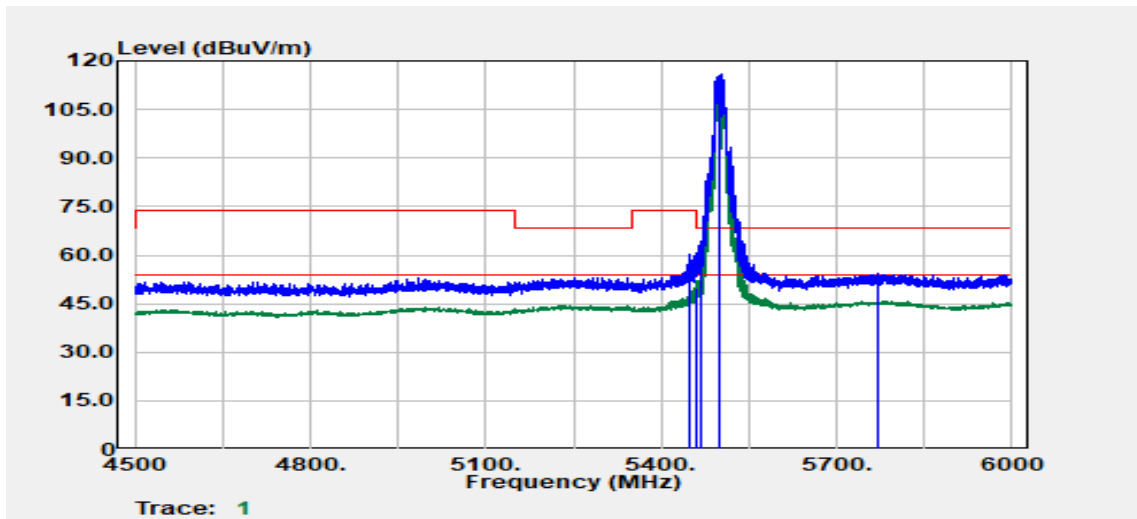


Test Mode	IEEE 802.11ax HE20 / 5500 MHz	Temp/Hum	22.0(°C)/ 58%RH
Test Item	Band Edge	Test Date	April 6, 2023
Polarize	Vertical	Test Engineer	Ray Li
Detector	Peak & Average		



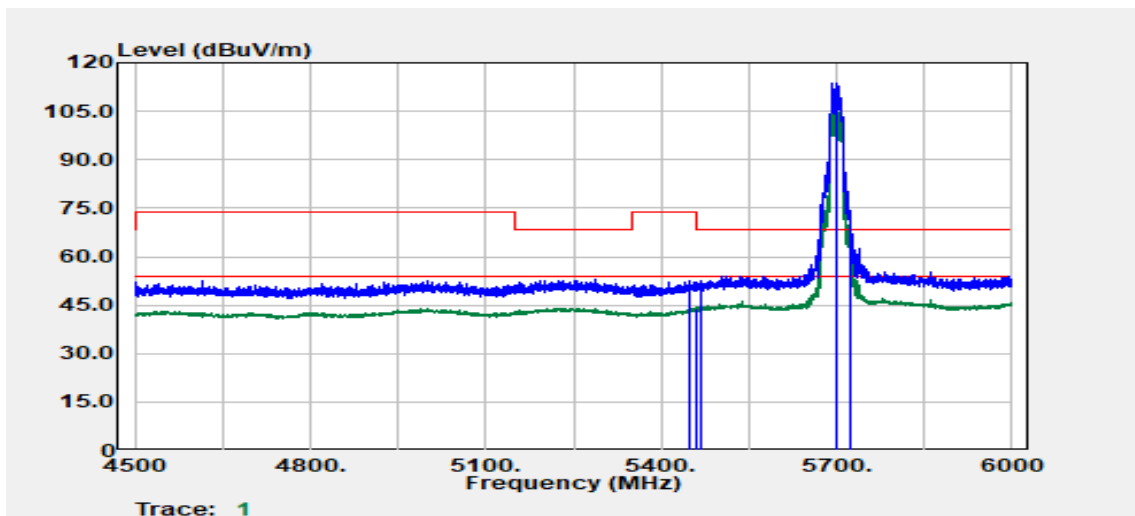
Freq. (MHz)	Detector Mode (PK/QP/AV)	Spectrum Reading Level (dBμV)	Factor (dB)	Actual FS (dBμV/m)	Limit @3m (dBμV/m)	Margin (dB)
5452.80	Peak	45.32	12.38	57.71	74.00	-16.29
5458.20	Average	36.16	12.40	48.56	54.00	-5.44
5466.90	Peak	50.31	12.43	62.75	68.20	-5.45
5500.00	Peak	103.10	12.55	115.65	--	--
5500.00	Average	94.38	12.55	106.93	--	--
5741.40	Peak	41.15	13.78	54.93	68.20	-13.27

Test Mode	IEEE 802.11ax HE20 / 5500 MHz	Temp/Hum	22.0(°C)/ 58%RH
Test Item	Band Edge	Test Date	April 6, 2023
Polarize	Horizontal	Test Engineer	Ray Li
Detector	Peak & Average		



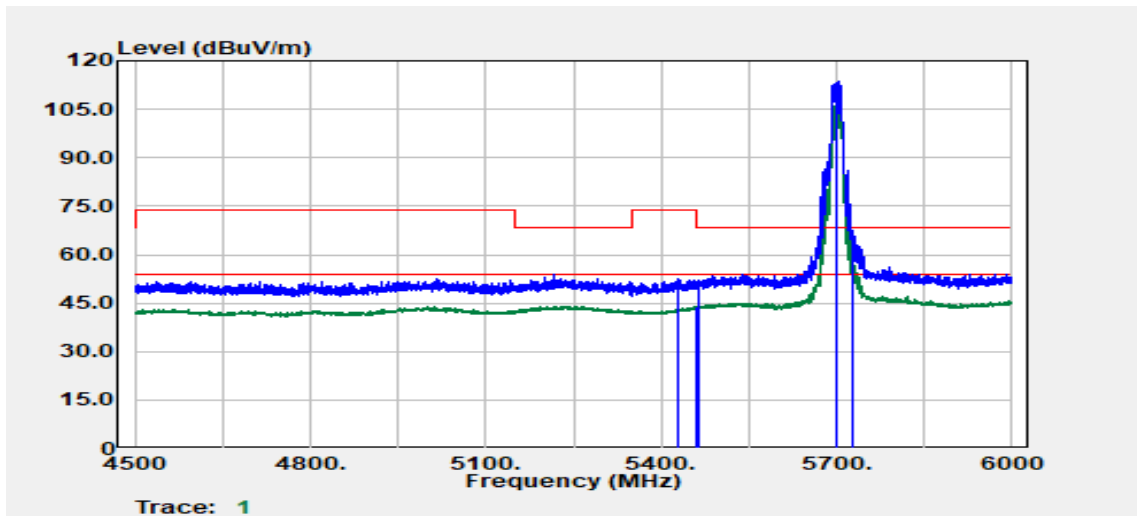
Freq. (MHz)	Detector Mode (PK/QP/AV)	Spectrum Reading Level (dBμV)	Factor (dB)	Actual FS (dBμV/m)	Limit @3m (dBμV/m)	Margin (dB)
5447.40	Peak	47.76	12.37	60.13	74.00	-13.87
5458.50	Average	37.45	12.40	49.85	54.00	-4.15
5467.80	Peak	51.75	12.44	64.19	68.20	-4.01
5500.00	Peak	103.35	12.55	115.90	--	--
5500.00	Average	96.16	12.55	108.71	--	--
5769.00	Peak	40.48	13.95	54.43	68.20	-13.77

Test Mode	IEEE 802.11ax HE20 / 5700 MHz	Temp/Hum	22.0(°C) / 58%RH
Test Item	Band Edge	Test Date	April 6, 2023
Polarize	Vertical	Test Engineer	Ray Li
Detector	Peak & Average		



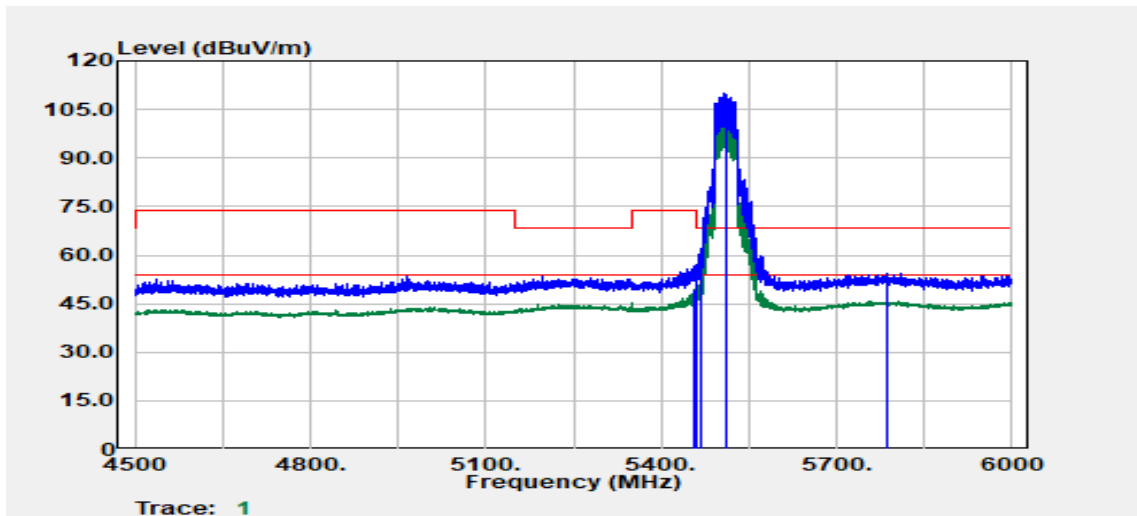
Freq. (MHz)	Detector Mode (PK/QP/AV)	Spectrum Reading Level (dBμV)	Factor (dB)	Actual FS (dBμV/m)	Limit @3m (dBμV/m)	Margin (dB)
5447.10	Peak	40.03	12.37	52.40	74.00	-21.60
5458.80	Average	31.62	12.41	44.03	54.00	-9.97
5468.40	Peak	39.97	12.44	52.41	68.20	-15.79
5700.00	Peak	100.23	13.56	113.79	--	--
5700.00	Average	92.29	13.56	105.85	--	--
5725.20	Peak	53.99	13.69	67.68	68.20	-0.52

Test Mode	IEEE 802.11ax HE20 / 5700 MHz	Temp/Hum	22.0(°C)/ 58%RH
Test Item	Band Edge	Test Date	April 6, 2023
Polarize	Horizontal	Test Engineer	Ray Li
Detector	Peak & Average		



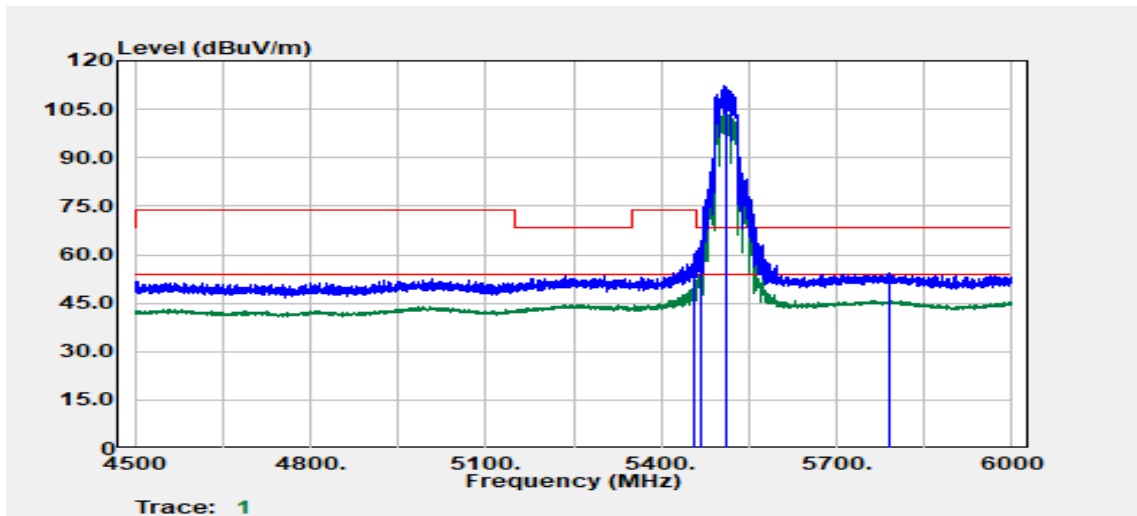
Freq. (MHz)	Detector Mode (PK/QP/AV)	Spectrum Reading Level (dBμV)	Factor (dB)	Actual FS (dBμV/m)	Limit @3m (dBμV/m)	Margin (dB)
5429.40	Peak	40.07	12.35	52.42	74.00	-21.58
5458.80	Average	31.48	12.41	43.89	54.00	-10.11
5463.30	Peak	39.46	12.42	51.88	68.20	-16.32
5700.00	Peak	100.22	13.56	113.78	--	--
5700.00	Average	92.56	13.56	106.12	--	--
5727.30	Peak	53.98	13.70	67.68	68.20	-0.52

Test Mode	IEEE 802.11ax HE40 / 5510 MHz	Temp/Hum	22.0(°C) / 58%RH
Test Item	Band Edge	Test Date	April 6, 2023
Polarize	Vertical	Test Engineer	Ray Li
Detector	Peak & Average		



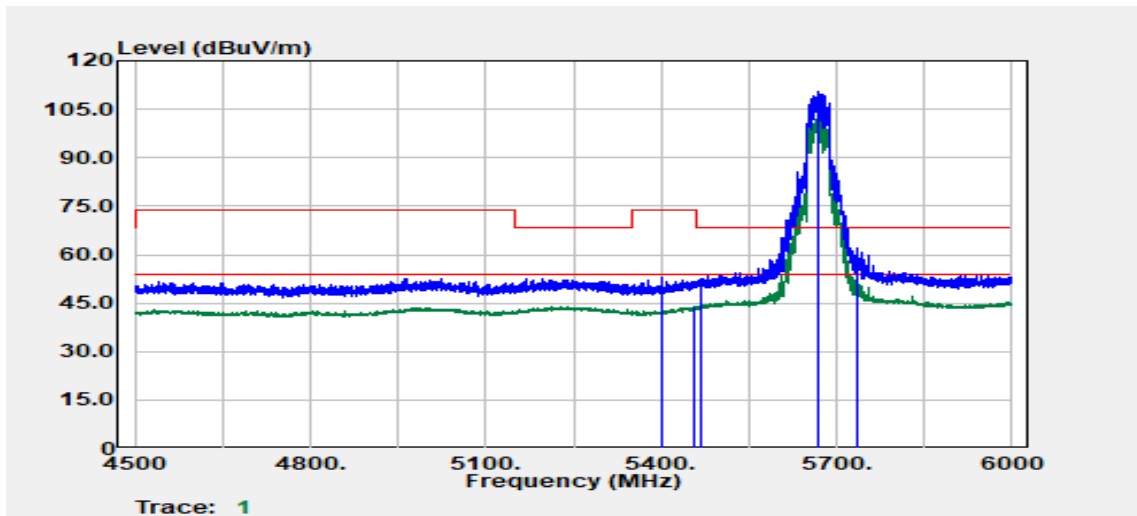
Freq. (MHz)	Detector Mode (PK/QP/AV)	Spectrum Reading Level (dBμV)	Factor (dB)	Actual FS (dBμV/m)	Limit @3m (dBμV/m)	Margin (dB)
5457.60	Average	36.94	12.40	49.34	54.00	-4.66
5458.80	Peak	44.36	12.41	56.77	74.00	-17.23
5467.80	Peak	49.62	12.44	62.05	68.20	-6.15
5510.00	Peak	97.54	12.62	110.17	--	--
5510.00	Average	90.05	12.62	102.68	--	--
5786.10	Peak	40.48	14.07	54.55	68.20	-13.65

Test Mode	IEEE 802.11ax HE40 / 5510 MHz	Temp/Hum	22.0(°C) / 58%RH
Test Item	Band Edge	Test Date	April 6, 2023
Polarize	Horizontal	Test Engineer	Ray Li
Detector	Peak & Average		



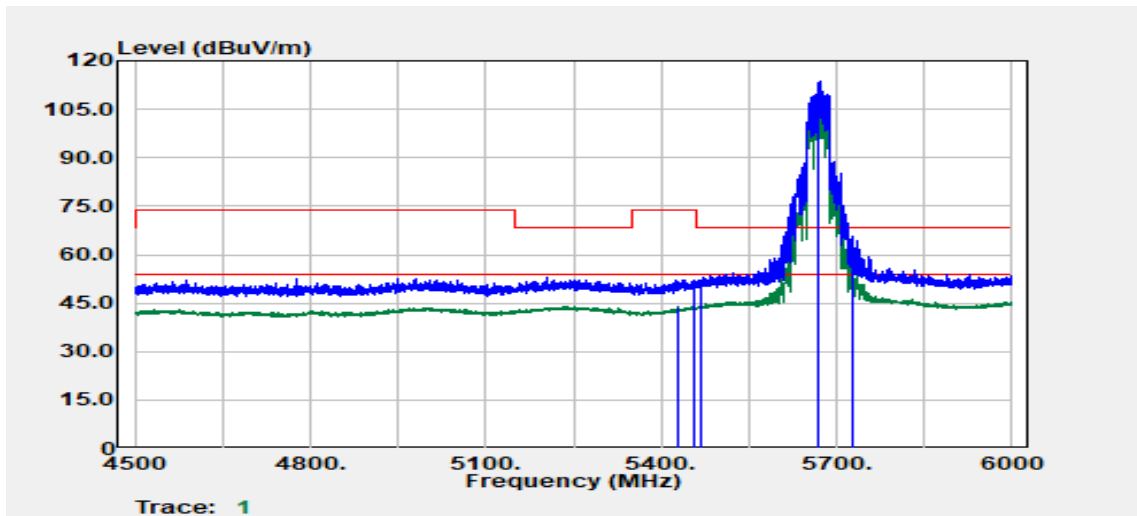
Freq. (MHz)	Detector Mode (PK/QP/AV)	Spectrum Reading Level (dBμV)	Factor (dB)	Actual FS (dBμV/m)	Limit @3m (dBμV/m)	Margin (dB)
5457.90	Peak	47.77	12.40	60.17	74.00	-13.83
5458.20	Average	39.32	12.40	51.73	54.00	-2.27
5467.20	Peak	51.66	12.44	64.10	68.20	-4.10
5510.00	Peak	99.85	12.62	112.47	--	--
5510.00	Average	91.82	12.62	104.44	--	--
5788.50	Peak	40.38	14.08	54.47	68.20	-13.73

Test Mode	IEEE 802.11ax HE40 / 5670 MHz	Temp/Hum	22.0(°C) / 58%RH
Test Item	Band Edge	Test Date	April 6, 2023
Polarize	Vertical	Test Engineer	Ray Li
Detector	Peak & Average		



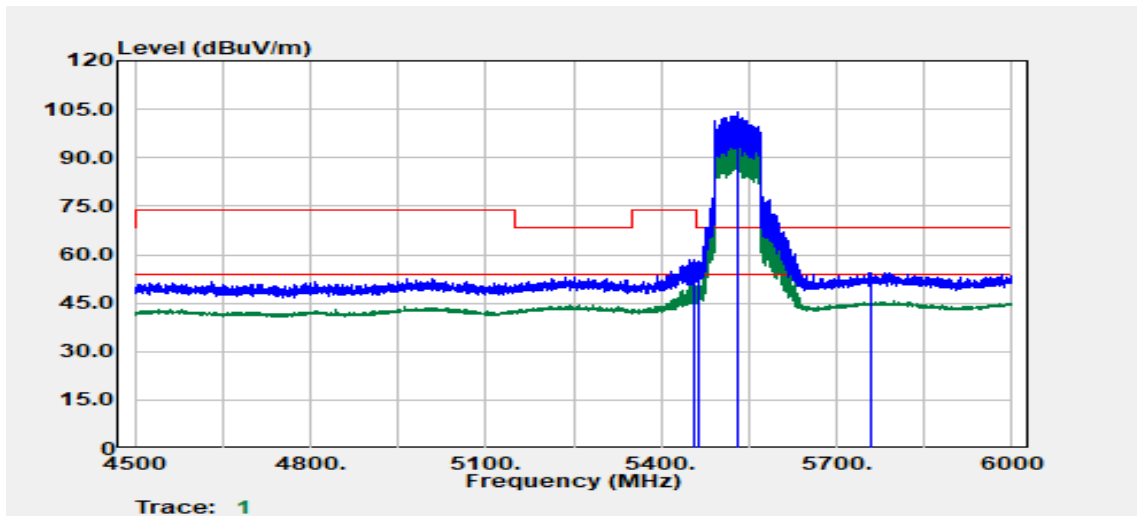
Freq. (MHz)	Detector Mode (PK/QP/AV)	Spectrum Reading Level (dBμV)	Factor (dB)	Actual FS (dBμV/m)	Limit @3m (dBμV/m)	Margin (dB)
5399.70	Peak	40.59	12.32	52.90	74.00	-21.10
5457.00	Average	31.60	12.40	44.00	54.00	-10.00
5467.50	Peak	40.09	12.44	52.52	68.20	-15.68
5670.00	Peak	97.14	13.39	110.53	--	--
5670.00	Average	89.34	13.39	102.73	--	--
5734.50	Peak	48.14	13.74	61.88	68.20	-6.32

Test Mode	IEEE 802.11ax HE40 / 5670 MHz	Temp/Hum	22.0(°C) / 58%RH
Test Item	Band Edge	Test Date	April 6, 2023
Polarize	Horizontal	Test Engineer	Ray Li
Detector	Peak & Average		



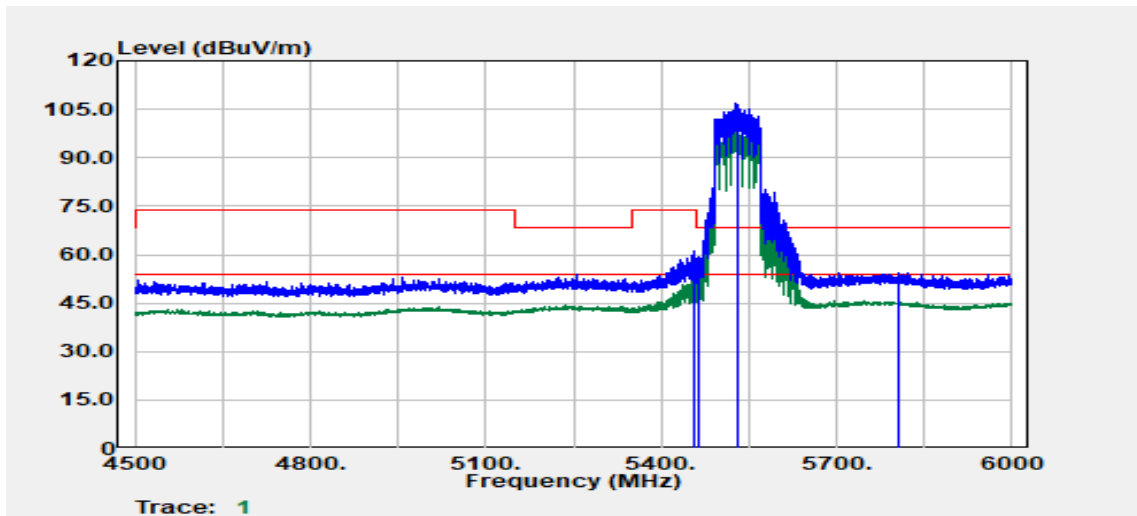
Freq. (MHz)	Detector Mode (PK/QP/AV)	Spectrum Reading Level (dBμV)	Factor (dB)	Actual FS (dBUV/m)	Limit @3m (dBUV/m)	Margin (dB)
5428.80	Average	31.47	12.35	43.82	54.00	-10.18
5457.00	Peak	39.58	12.40	51.98	74.00	-22.02
5466.60	Peak	39.83	12.43	52.26	68.20	-15.94
5670.00	Peak	100.42	13.39	113.81	--	--
5670.00	Average	90.77	13.39	104.16	--	--
5726.70	Peak	51.74	13.70	65.44	68.20	-2.76

Test Mode	IEEE 802.11ax HE80 / 5530 MHz	Temp/Hum	22.0(°C) / 58%RH
Test Item	Band Edge	Test Date	April 7, 2023
Polarize	Vertical	Test Engineer	Ray Li
Detector	Peak & Average		



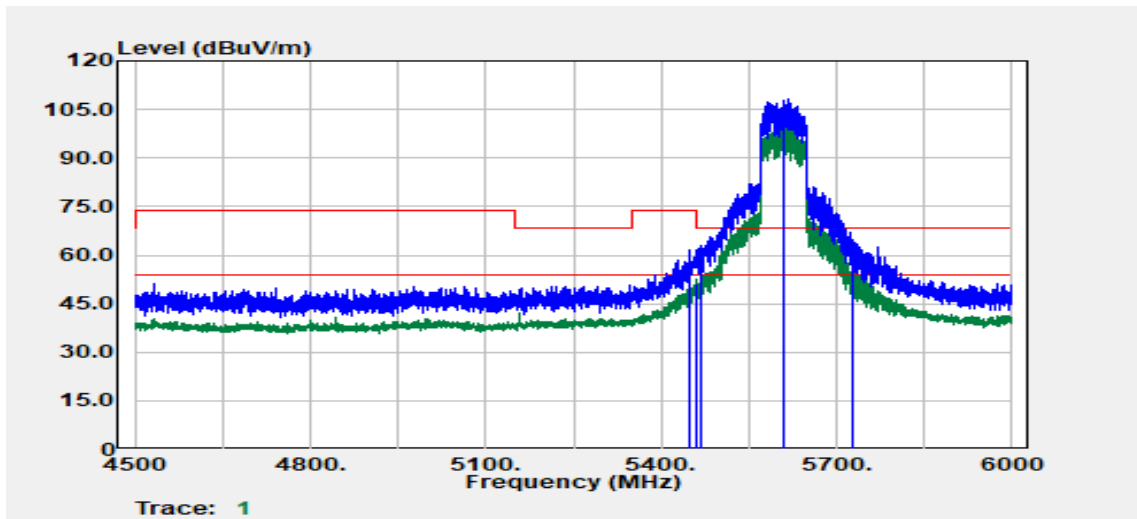
Freq. (MHz)	Detector Mode (PK/QP/AV)	Spectrum Reading Level (dBμV)	Factor (dB)	Actual FS (dBμV/m)	Limit @3m (dBμV/m)	Margin (dB)
5457.30	Peak	46.06	12.40	58.46	74.00	-15.54
5457.90	Average	38.60	12.40	51.00	54.00	-3.00
5462.40	Peak	45.43	12.42	57.84	68.20	-10.36
5530.00	Peak	91.52	12.77	104.29	--	--
5530.00	Average	83.42	12.77	96.19	--	--
5759.70	Peak	40.66	13.89	54.54	68.20	-13.66

Test Mode	IEEE 802.11ax HE80 / 5530 MHz	Temp/Hum	22.0(°C) / 58%RH
Test Item	Band Edge	Test Date	April 7, 2023
Polarize	Horizontal	Test Engineer	Ray Li
Detector	Peak & Average		



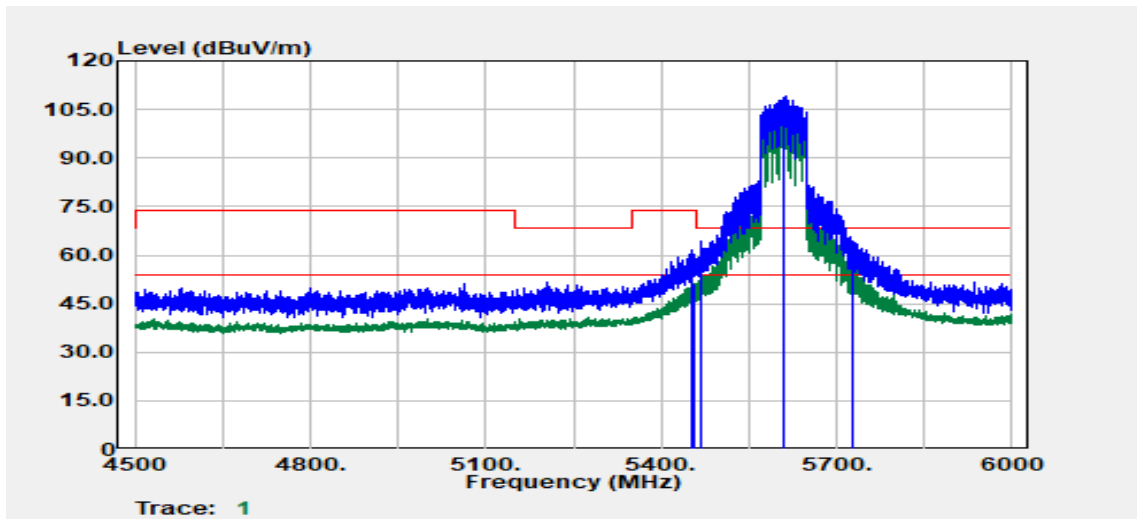
Freq. (MHz)	Detector Mode (PK/QP/AV)	Spectrum Reading Level (dBμV)	Factor (dB)	Actual FS (dBμV/m)	Limit @3m (dBμV/m)	Margin (dB)
5457.30	Peak	48.89	12.40	61.29	74.00	-12.71
5457.30	Average	40.97	12.40	53.37	54.00	-0.63
5462.40	Peak	46.85	12.42	59.27	68.20	-8.93
5530.00	Peak	93.96	12.77	106.73	--	--
5530.00	Average	85.18	12.77	97.95	--	--
5806.50	Peak	40.27	14.14	54.41	68.20	-13.79

Test Mode	IEEE 802.11ax HE80 / 5610 MHz	Temp/Hum	22.0(°C) / 58%RH
Test Item	Band Edge	Test Date	May 24, 2023
Polarize	Vertical	Test Engineer	Ray Li
Detector	Peak & Average		



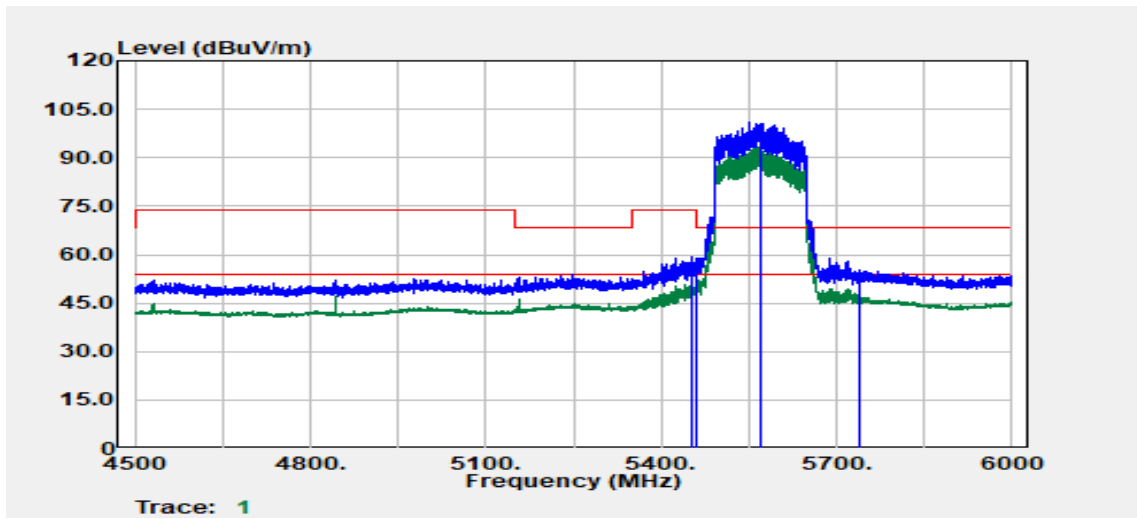
Freq. (MHz)	Detector Mode (PK/QP/AV)	Spectrum Reading Level (dBμV)	Factor (dB)	Actual FS (dBμV/m)	Limit @3m (dBμV/m)	Margin (dB)
5448.30	Peak	49.04	12.37	61.42	74.00	-12.58
5460.00	Average	38.56	12.41	50.97	54.00	-3.03
5469.90	Peak	50.50	12.44	62.95	68.20	-5.25
5610.00	Peak	95.34	12.92	108.26	--	--
5610.00	Average	86.26	12.92	99.18	--	--
5728.80	Peak	50.94	13.71	64.65	68.20	-3.55

Test Mode	IEEE 802.11ax HE80 / 5610 MHz	Temp/Hum	22.0(°C) / 58%RH
Test Item	Band Edge	Test Date	May 24, 2023
Polarize	Horizontal	Test Engineer	Ray Li
Detector	Peak & Average		



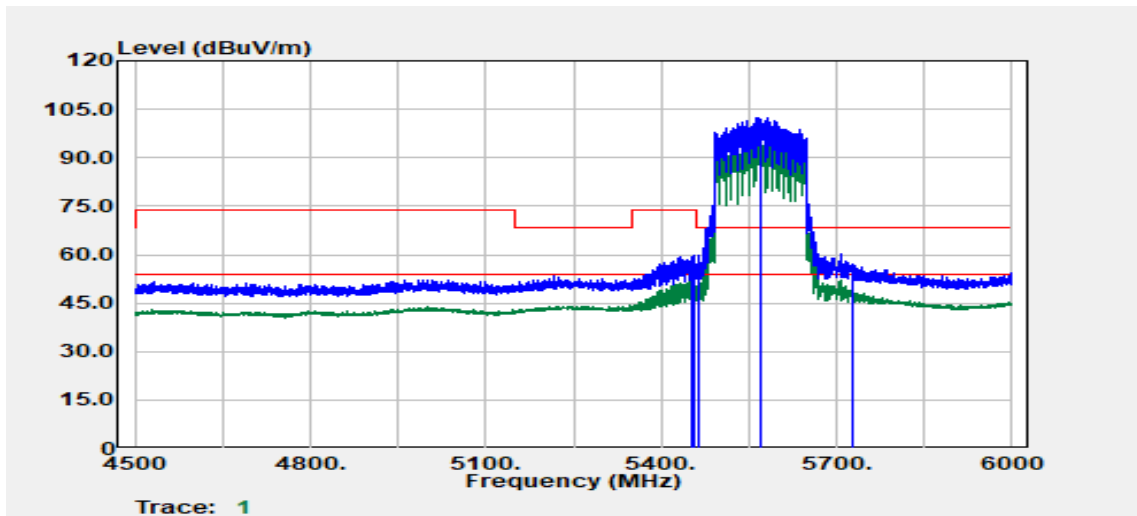
Freq. (MHz)	Detector Mode (PK/QP/AV)	Spectrum Reading Level (dBμV)	Factor (dB)	Actual FS (dBμV/m)	Limit @3m (dBμV/m)	Margin (dB)
5453.10	Peak	49.18	12.39	61.57	74.00	-12.43
5457.90	Average	38.90	12.40	51.30	54.00	-2.70
5467.80	Peak	51.77	12.44	64.21	68.20	-3.99
5610.00	Peak	96.30	12.92	109.22	--	--
5610.00	Average	87.39	12.92	100.31	--	--
5726.40	Peak	50.54	13.70	64.23	68.20	-3.97

Test Mode	IEEE 802.11ax HE160 / 5570 MHz	Temp/Hum	22.0(°C)/ 58%RH
Test Item	Band Edge	Test Date	April 7, 2023
Polarize	Vertical	Test Engineer	Ray Li
Detector	Peak & Average		



Freq. (MHz)	Detector Mode (PK/QP/AV)	Spectrum Reading Level (dB μ V)	Factor (dB)	Actual FS (dB μ V/m)	Limit @3m (dB μ V/m)	Margin (dB)
5451.60	Peak	47.03	12.38	59.41	74.00	-14.59
5451.60	Average	38.84	12.38	51.22	54.00	-2.78
5462.10	Peak	46.60	12.42	59.01	68.20	-9.19
5570.00	Peak	87.98	12.88	100.86	--	--
5570.00	Average	80.25	12.88	93.13	--	--
5739.90	Peak	41.66	13.77	55.43	68.20	-12.77

Test Mode	IEEE 802.11ax HE160 / 5570 MHz	Temp/Hum	22.0(°C)/ 58%RH
Test Item	Band Edge	Test Date	April 7, 2023
Polarize	Horizontal	Test Engineer	Ray Li
Detector	Peak & Average		

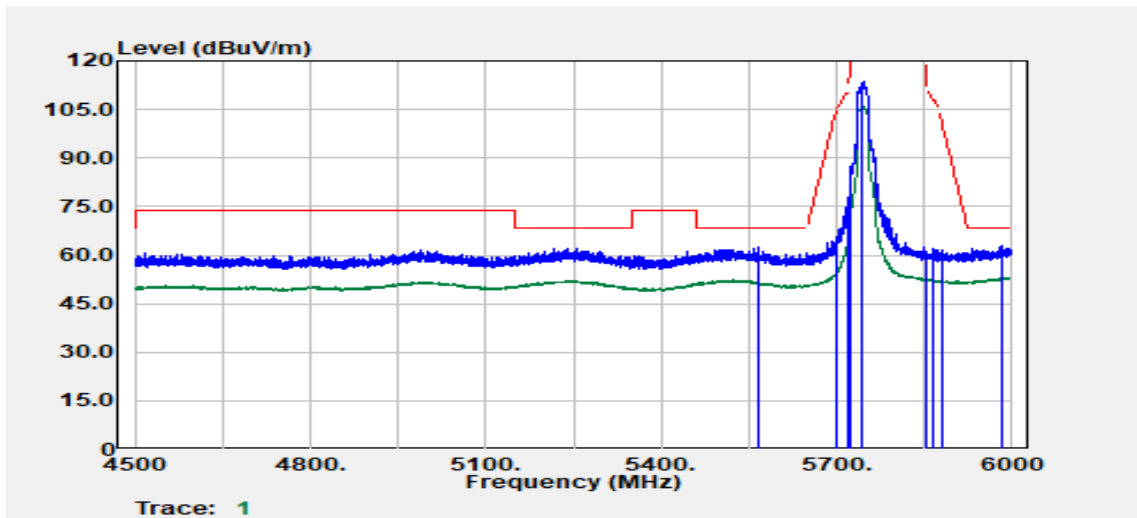


Freq. (MHz)	Detector Mode (PK/QP/AV)	Spectrum Reading Level (dBμV)	Factor (dB)	Actual FS (dBμV/m)	Limit @3m (dBμV/m)	Margin (dB)
5452.50	Average	40.98	12.38	53.36	54.00	-0.64
5457.90	Peak	47.45	12.40	59.86	74.00	-14.14
5463.00	Peak	47.35	12.42	59.77	68.20	-8.43
5570.00	Peak	89.58	12.88	102.46	--	--
5570.00	Average	81.28	12.88	94.16	--	--
5726.10	Peak	43.37	13.70	57.07	68.20	-11.13

Test Data for UNII-3

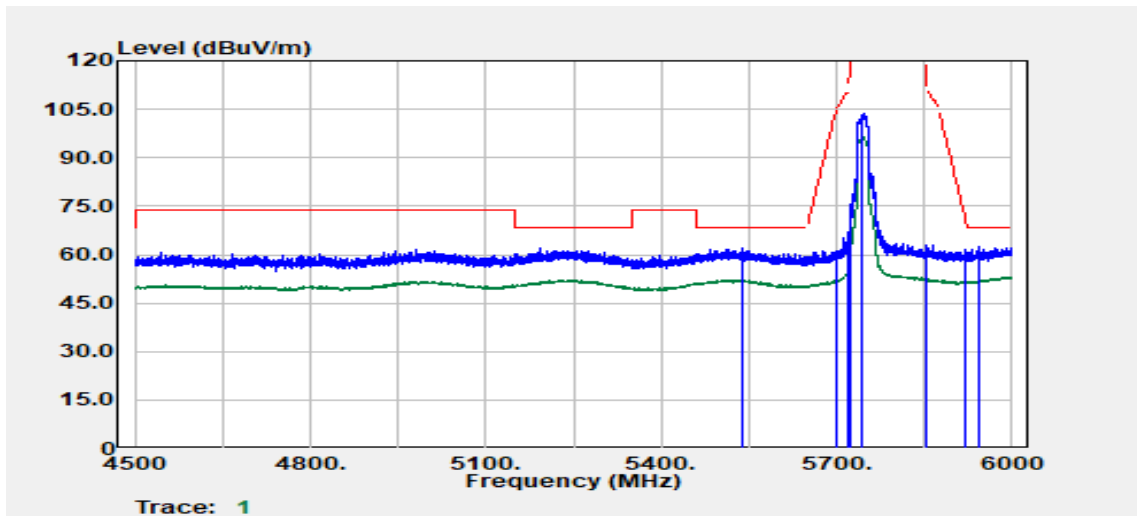
(1) Chain 0

Test Mode	IEEE 802.11a / 5745 MHz	Temp/Hum	24.1(°C)/ 58%RH
Test Item	Band Edge	Test Date	March 31, 2023
Polarize	Vertical	Test Engineer	Ray Li
Detector	Peak & Average		



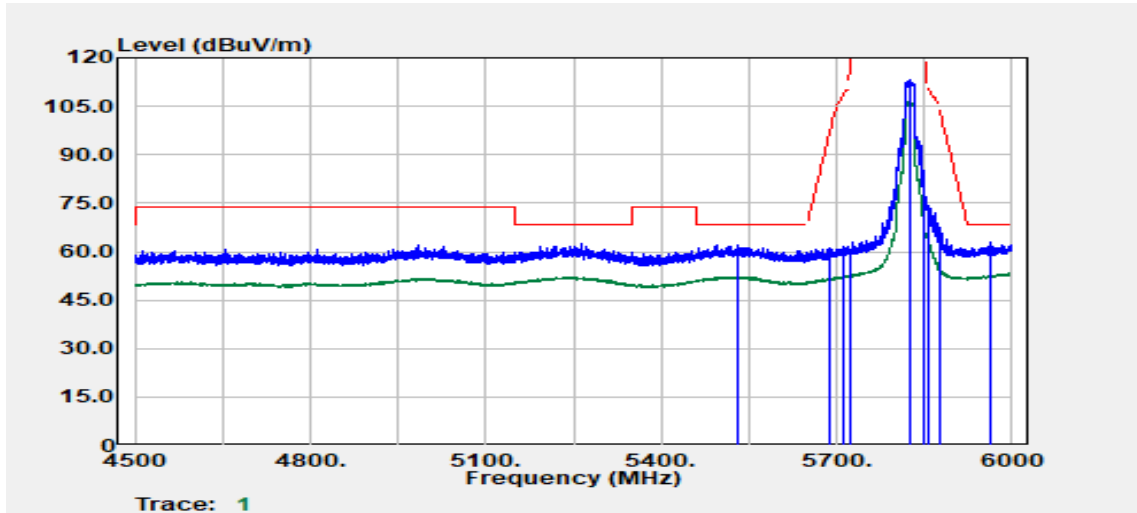
Freq. (MHz)	Detector Mode (PK/QP/AV)	Spectrum Reading Level (dBμV)	Factor (dB)	Actual FS (dBμV/m)	Limit @3m (dBμV/m)	Margin (dB)
5565.00	Peak	49.45	12.89	62.33	68.20	-5.87
5699.10	Peak	51.96	13.55	65.52	104.54	-39.02
5718.60	Peak	63.32	13.66	76.98	110.41	-33.43
5724.30	Peak	73.88	13.69	87.56	120.60	-33.04
5745.00	Peak	99.82	13.79	113.61	--	--
5745.00	Average	92.27	13.79	106.06	--	--
5852.70	Peak	47.05	14.02	61.07	116.04	-54.98
5865.00	Peak	47.95	14.02	61.97	108.00	-46.03
5880.90	Peak	47.75	14.03	61.77	100.82	-39.05
5983.80	Peak	48.81	14.15	62.97	68.20	-5.23

Test Mode	IEEE 802.11a / 5745 MHz	Temp/Hum	24.1(°C)/ 58%RH
Test Item	Band Edge	Test Date	March 31, 2023
Polarize	Horizontal	Test Engineer	Ray Li
Detector	Peak & Average		



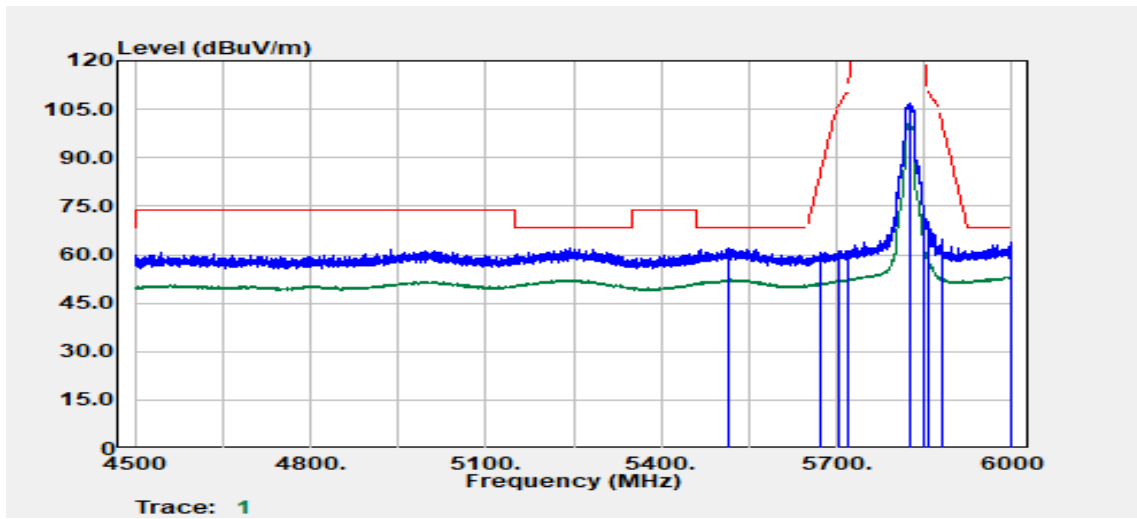
Freq. (MHz)	Detector Mode (PK/QP/AV)	Spectrum Reading Level (dBμV)	Factor (dB)	Actual FS (dBμV/m)	Limit @3m (dBμV/m)	Margin (dB)
5540.40	Peak	49.21	12.84	62.05	68.20	-6.15
5699.70	Peak	47.60	13.56	61.16	104.98	-43.82
5718.90	Peak	53.17	13.66	66.83	110.49	-43.66
5724.90	Peak	62.06	13.69	75.75	121.97	-46.22
5745.00	Peak	89.98	13.79	103.77	122.20	--
5745.00	Average	82.86	13.79	96.65	122.20	--
5852.40	Peak	47.00	14.02	61.02	116.73	-55.70
5855.10	Peak	48.87	14.02	62.89	110.77	-47.88
5920.80	Peak	47.31	14.08	61.40	71.30	-9.90
5943.00	Peak	48.15	14.14	62.29	68.20	-5.91

Test Mode	IEEE 802.11a / 5825 MHz	Temp/Hum	24.1(°C)/ 58%RH
Test Item	Band Edge	Test Date	March 31, 2023
Polarize	Vertical	Test Engineer	Ray Li
Detector	Peak & Average		



Freq. (MHz)	Detector Mode (PK/QP/AV)	Spectrum Reading Level (dBμV)	Factor (dB)	Actual FS (dBμV/m)	Limit @3m (dBμV/m)	Margin (dB)
5532.90	Peak	49.10	12.79	61.89	68.20	-6.31
5689.50	Peak	47.45	13.50	60.95	97.46	-36.51
5712.30	Peak	47.76	13.62	61.38	108.65	-47.26
5722.50	Peak	47.09	13.68	60.77	116.50	-55.74
5825.00	Peak	99.33	14.09	113.42	--	--
5825.00	Average	92.55	14.09	106.64	--	--
5850.30	Peak	63.53	14.02	77.55	121.52	-43.96
5855.40	Peak	60.02	14.02	74.04	110.69	-36.64
5878.20	Peak	53.48	14.03	67.50	102.82	-35.32
5963.40	Peak	48.60	14.16	62.76	68.20	-5.44

Test Mode	IEEE 802.11a / 5825 MHz	Temp/Hum	24.1(°C)/ 58%RH
Test Item	Band Edge	Test Date	March 31, 2023
Polarize	Horizontal	Test Engineer	Ray Li
Detector	Peak & Average		

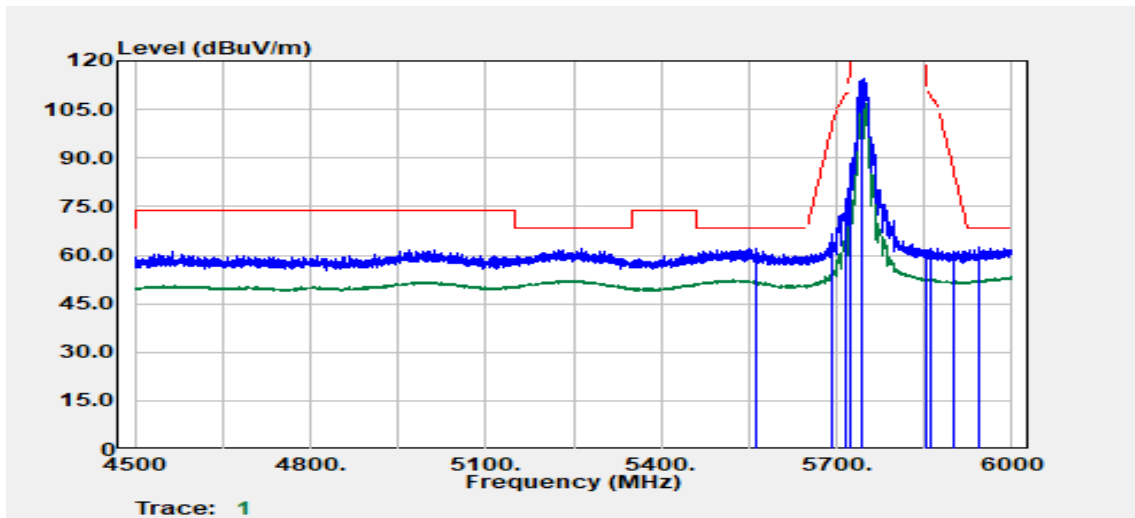


Freq. (MHz)	Detector Mode (PK/QP/AV)	Spectrum Reading Level (dBμV)	Factor (dB)	Actual FS (dBμV/m)	Limit @3m (dBμV/m)	Margin (dB)
5516.40	Peak	49.53	12.67	62.19	68.20	-6.01
5673.90	Peak	47.29	13.41	60.70	85.93	-25.22
5703.00	Peak	47.69	13.58	61.26	106.04	-44.78
5720.70	Peak	47.40	13.67	61.07	112.40	-51.32
5825.00	Peak	92.67	14.09	106.76	--	--
5825.00	Average	86.58	14.09	100.67	--	--
5850.90	Peak	58.46	14.02	72.48	120.15	-47.67
5856.30	Peak	56.31	14.02	70.33	110.44	-40.11
5879.40	Peak	50.90	14.03	64.93	101.93	-37.01
5999.10	Peak	49.61	14.15	63.76	68.20	-4.44

Test Data for UNII-3

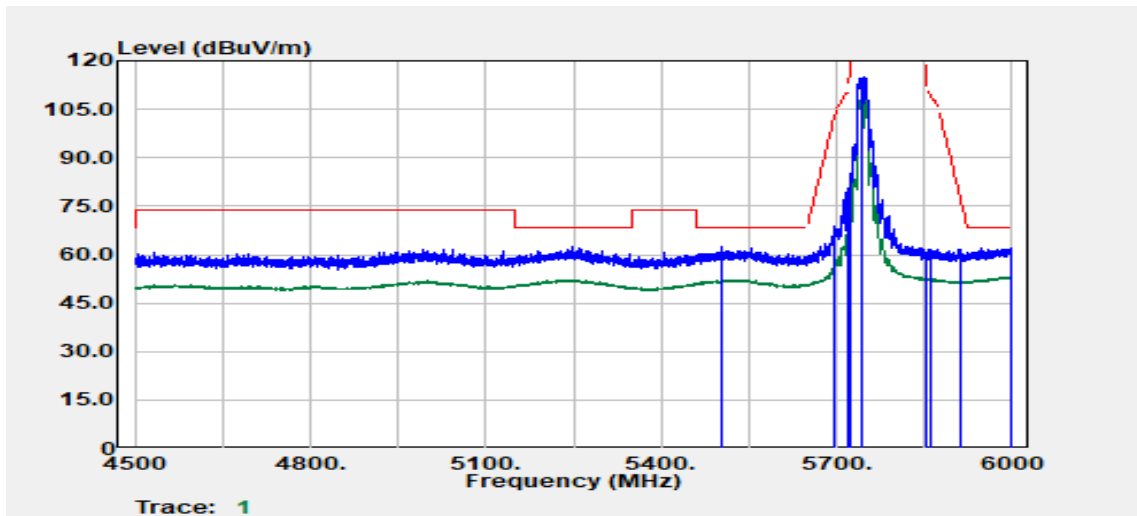
(2) Chain 1

Test Mode	IEEE 802.11a / 5745 MHz	Temp/Hum	23.5(°C)/ 60%RH
Test Item	Band Edge	Test Date	March 31, 2023
Polarize	Vertical	Test Engineer	Ray Li
Detector	Peak & Average		



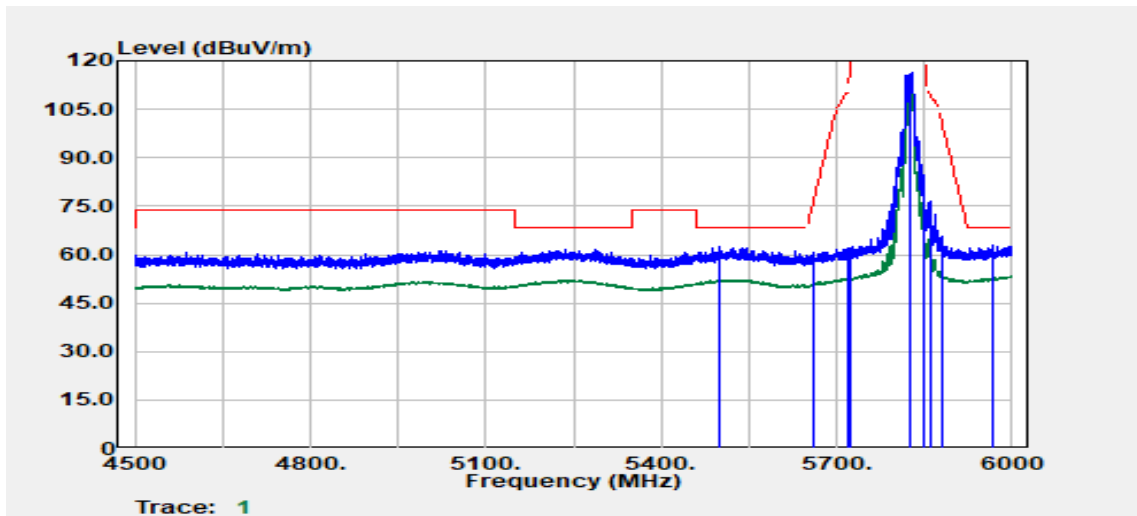
Freq. (MHz)	Detector Mode (PK/QP/AV)	Spectrum Reading Level (dBμV)	Factor (dB)	Actual FS (dBμV/m)	Limit @3m (dBμV/m)	Margin (dB)
5563.50	Peak	49.31	12.89	62.20	68.20	-6.00
5692.50	Peak	52.99	13.52	66.51	99.67	-33.16
5716.20	Peak	64.01	13.64	77.65	109.74	-32.08
5724.60	Peak	72.51	13.69	86.19	121.29	-35.09
5745.00	Peak	100.94	13.79	114.74	--	--
5745.00	Average	94.13	13.79	107.93	--	--
5853.90	Peak	47.39	14.02	61.41	113.31	-51.89
5859.90	Peak	48.17	14.02	62.19	109.43	-47.23
5899.80	Peak	47.21	14.03	61.24	86.81	-25.57
5945.10	Peak	48.27	14.15	62.42	68.20	-5.78

Test Mode	IEEE 802.11a / 5745 MHz	Temp/Hum	23.5(°C)/ 60%RH
Test Item	Band Edge	Test Date	March 31, 2023
Polarize	Horizontal	Test Engineer	Ray Li
Detector	Peak & Average		



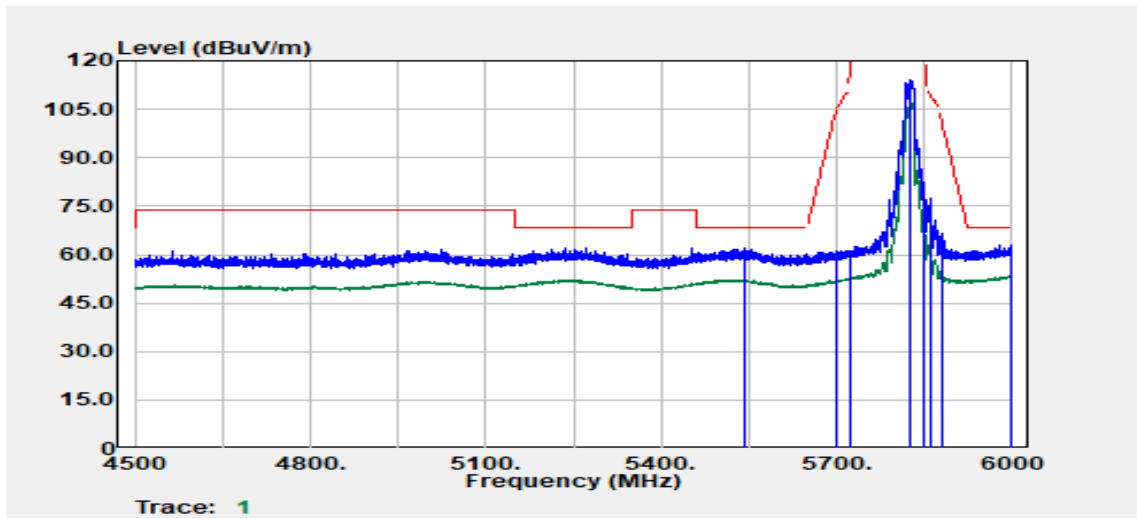
Freq. (MHz)	Detector Mode (PK/QP/AV)	Spectrum Reading Level (dBμV)	Factor (dB)	Actual FS (dBμV/m)	Limit @3m (dBμV/m)	Margin (dB)
5502.30	Peak	49.83	12.57	62.39	68.20	-5.81
5697.60	Peak	55.35	13.55	68.90	103.43	-34.54
5718.60	Peak	66.84	13.66	80.49	110.41	-29.91
5721.90	Peak	71.42	13.67	85.09	115.13	-30.04
5745.00	Peak	101.18	13.79	114.97	--	--
5745.00	Average	94.46	13.79	108.26	--	--
5852.10	Peak	46.87	14.02	60.89	117.41	-56.52
5862.30	Peak	47.74	14.02	61.76	108.75	-47.00
5913.60	Peak	47.68	14.07	61.75	76.61	-14.86
5999.70	Peak	47.91	14.15	62.06	68.20	-6.14

Test Mode	IEEE 802.11a / 5825 MHz	Temp/Hum	23.5(°C)/ 60%RH
Test Item	Band Edge	Test Date	March 31, 2023
Polarize	Vertical	Test Engineer	Ray Li
Detector	Peak & Average		



Freq. (MHz)	Detector Mode (PK/QP/AV)	Spectrum Reading Level (d μ V)	Factor (dB)	Actual FS (d μ V/m)	Limit @3m (d μ V/m)	Margin (dB)
5501.40	Peak	49.99	12.56	62.55	68.20	-5.65
5661.00	Peak	47.55	13.34	60.89	76.37	-15.47
5717.70	Peak	48.60	13.65	62.25	110.16	-47.91
5723.10	Peak	48.53	13.68	62.21	117.87	-55.66
5825.00	Peak	102.08	14.09	116.17	--	--
5825.00	Average	95.50	14.09	109.59	--	--
5850.90	Peak	64.45	14.02	78.47	120.15	-41.68
5859.60	Peak	62.39	14.02	76.41	109.51	-33.10
5879.10	Peak	51.69	14.03	65.72	102.15	-36.43
5966.70	Peak	48.67	14.16	62.82	68.20	-5.38

Test Mode	IEEE 802.11a / 5825 MHz	Temp/Hum	23.5(°C)/ 60%RH
Test Item	Band Edge	Test Date	March 31, 2023
Polarize	Horizontal	Test Engineer	Ray Li
Detector	Peak & Average		

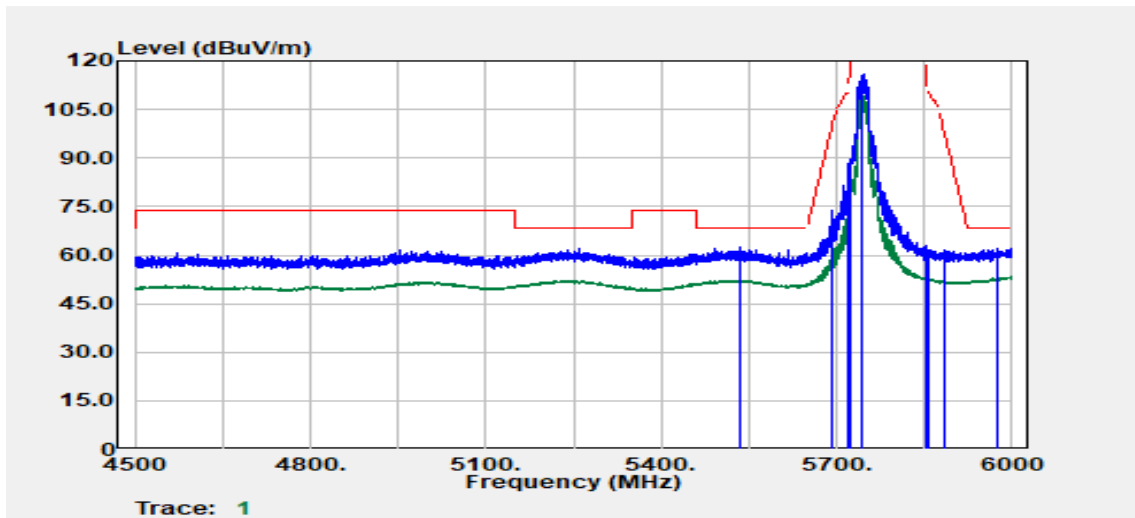


Freq. (MHz)	Detector Mode (PK/QP/AV)	Spectrum Reading Level (dBμV)	Factor (dB)	Actual FS (dBμV/m)	Limit @3m (dBμV/m)	Margin (dB)
5543.10	Peak	49.23	12.86	62.10	68.20	-6.10
5698.80	Peak	47.24	13.55	60.79	104.32	-43.53
5701.50	Peak	47.79	13.57	61.36	105.62	-44.26
5723.70	Peak	47.45	13.68	61.14	119.24	-58.10
5825.00	Peak	100.09	14.09	114.18	--	--
5825.00	Average	92.79	14.09	106.88	--	--
5850.90	Peak	65.47	14.02	79.49	120.15	-40.66
5859.90	Peak	63.62	14.02	77.64	109.43	-31.78
5881.20	Peak	52.51	14.03	66.54	100.59	-34.05
5999.70	Peak	48.71	14.15	62.86	68.20	-5.34

Test Data for UNII-3

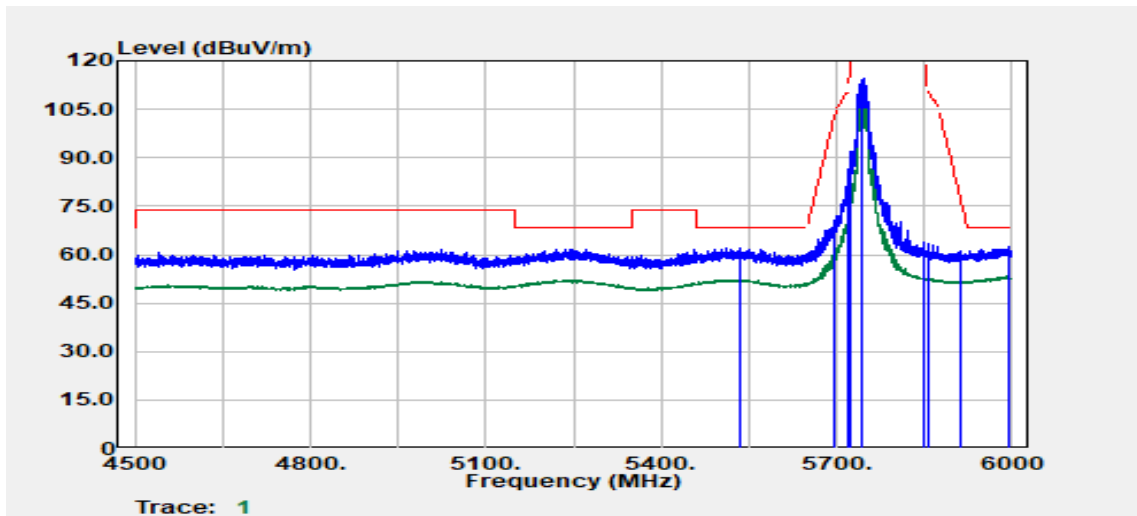
(3) MIMO

Test Mode	IEEE 802.11n HT20 / 5745 MHz	Temp/Hum	24.1(°C)/ 58%RH
Test Item	Band Edge	Test Date	April 1, 2023
Polarize	Vertical	Test Engineer	Ray Li
Detector	Peak & Average		



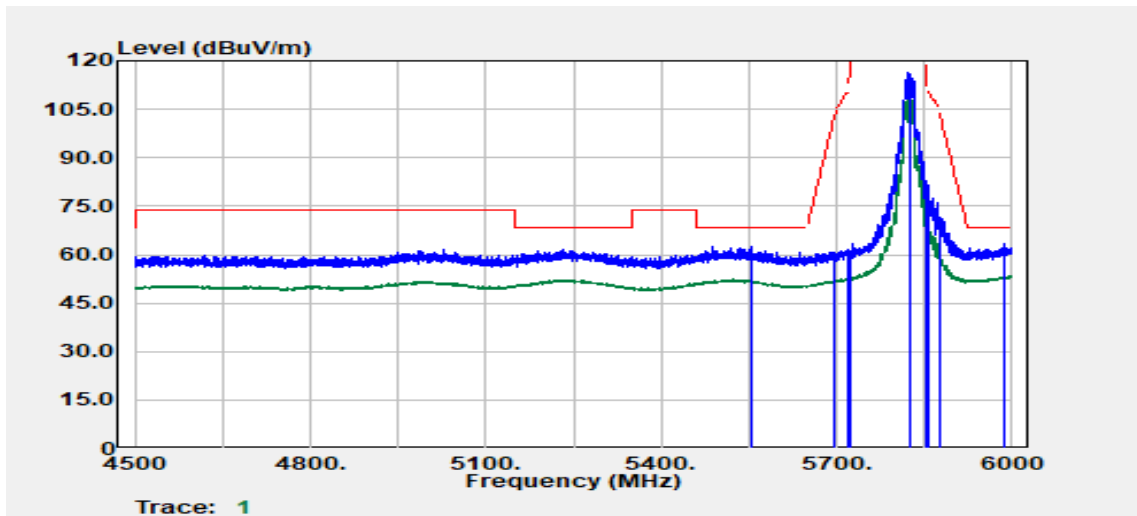
Freq. (MHz)	Detector Mode (PK/QP/AV)	Spectrum Reading Level (dBμV)	Factor (dB)	Actual FS (dBμV/m)	Limit @3m (dBμV/m)	Margin (dB)
5534.70	Peak	49.64	12.80	62.44	68.20	-5.76
5692.20	Peak	60.30	13.52	73.82	99.45	-25.63
5720.10	Peak	68.80	13.66	82.47	111.03	-28.56
5721.60	Peak	75.44	13.67	89.11	114.45	-25.34
5745.00	Peak	102.19	13.79	115.98	--	--
5745.00	Average	95.13	13.79	108.92	--	--
5853.60	Peak	48.80	14.02	62.82	113.99	-51.17
5857.20	Peak	47.62	14.02	61.64	110.18	-48.54
5885.40	Peak	47.60	14.03	61.63	97.48	-35.85
5976.30	Peak	47.94	14.15	62.09	68.20	-6.11

Test Mode	IEEE 802.11n HT20 / 5745 MHz	Temp/Hum	24.1(°C)/ 58%RH
Test Item	Band Edge	Test Date	April 1, 2023
Polarize	Horizontal	Test Engineer	Ray Li
Detector	Peak & Average		



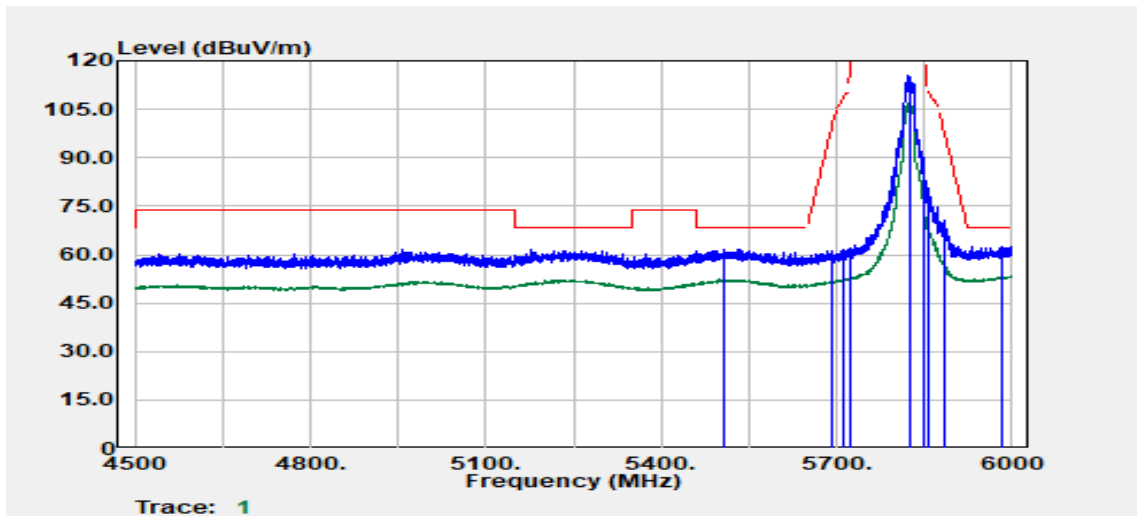
Freq. (MHz)	Detector Mode (PK/QP/AV)	Spectrum Reading Level (d μ V)	Factor (dB)	Actual FS (d μ V/m)	Limit @3m (d μ V/m)	Margin (dB)
5535.60	Peak	49.17	12.81	61.98	68.20	-6.22
5697.90	Peak	57.15	13.55	70.70	103.65	-32.95
5718.90	Peak	69.04	13.66	82.70	110.49	-27.80
5724.90	Peak	74.36	13.69	88.05	121.97	-33.93
5745.00	Peak	100.56	13.79	114.35	--	--
5745.00	Average	92.90	13.79	106.70	--	--
5850.90	Peak	49.60	14.02	63.62	120.15	-56.52
5856.90	Peak	49.41	14.02	63.43	110.27	-46.84
5911.50	Peak	46.99	14.06	61.05	78.16	-17.11
5992.80	Peak	48.32	14.15	62.48	68.20	-5.72

Test Mode	IEEE 802.11n HT20 / 5825 MHz	Temp/Hum	24.1(°C)/ 58%RH
Test Item	Band Edge	Test Date	April 1, 2023
Polarize	Vertical	Test Engineer	Ray Li
Detector	Peak & Average		



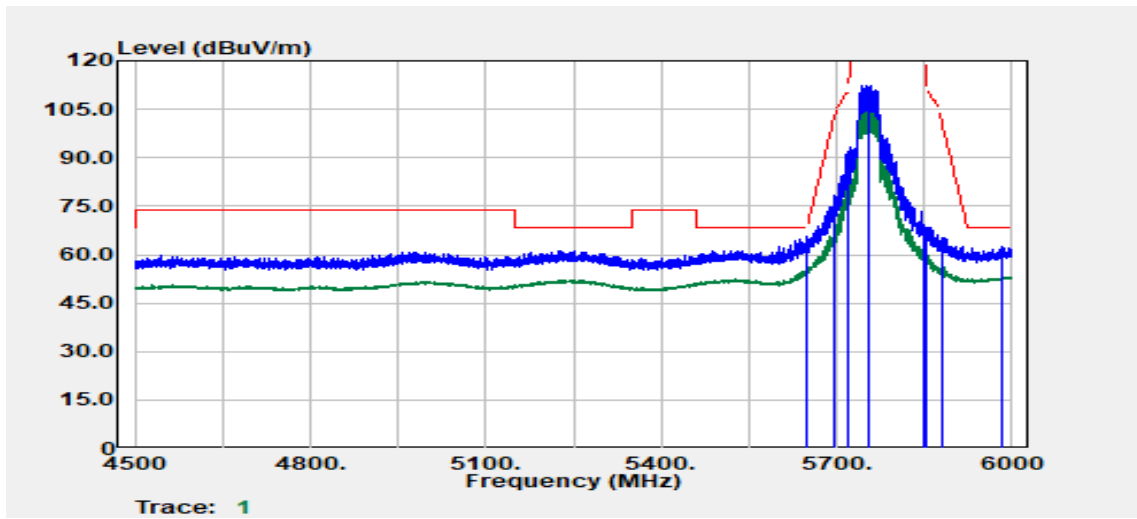
Freq. (MHz)	Detector Mode (PK/QP/AV)	Spectrum Reading Level (dBμV)	Factor (dB)	Actual FS (dBμV/m)	Limit @3m (dBμV/m)	Margin (dB)
5556.00	Peak	49.71	12.90	62.61	68.20	-5.59
5697.90	Peak	47.34	13.55	60.89	103.65	-42.76
5719.80	Peak	47.80	13.66	61.46	110.74	-49.28
5723.10	Peak	47.56	13.68	61.24	117.87	-56.63
5825.00	Peak	102.15	14.09	116.24	--	--
5825.00	Average	94.65	14.09	108.74	--	--
5852.10	Peak	68.73	14.02	82.75	117.41	-34.66
5856.60	Peak	67.53	14.02	81.55	110.35	-28.80
5877.00	Peak	57.59	14.03	71.61	103.71	-32.10
5986.50	Peak	49.28	14.15	63.43	68.20	-4.77

Test Mode	IEEE 802.11n HT20 / 5825 MHz	Temp/Hum	24.1(°C)/ 58%RH
Test Item	Band Edge	Test Date	April 1, 2023
Polarize	Horizontal	Test Engineer	Ray Li
Detector	Peak & Average		



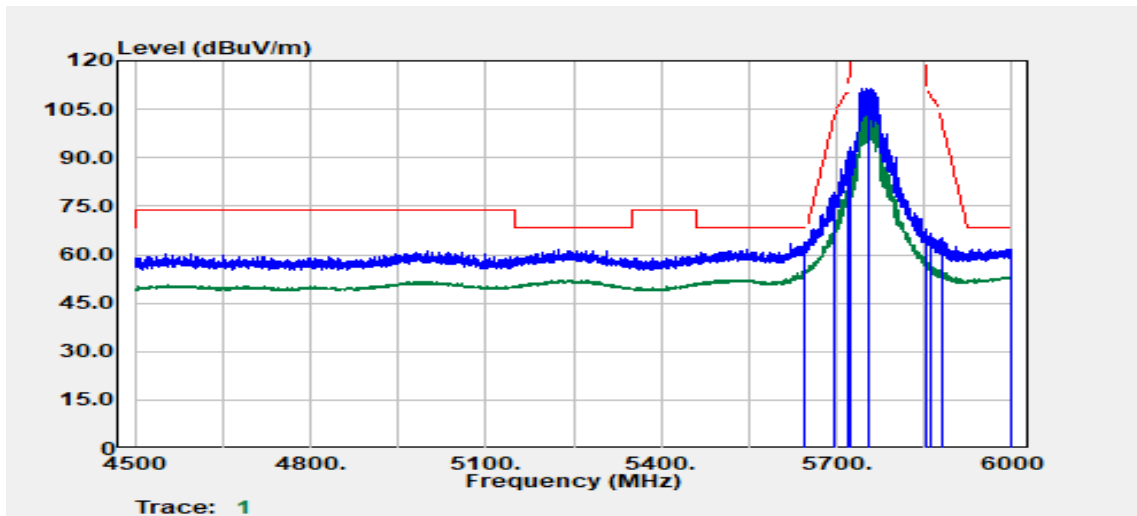
Freq. (MHz)	Detector Mode (PK/QP/AV)	Spectrum Reading Level (dBμV)	Factor (dB)	Actual FS (dBμV/m)	Limit @3m (dBμV/m)	Margin (dB)
5507.70	Peak	49.17	12.61	61.78	68.20	-6.42
5693.10	Peak	47.50	13.52	61.02	100.11	-39.09
5711.70	Peak	47.85	13.62	61.47	108.48	-47.00
5721.60	Peak	48.35	13.67	62.02	114.45	-52.42
5825.00	Peak	101.29	14.09	115.38	--	--
5825.00	Average	93.16	14.09	107.25	--	--
5850.90	Peak	69.43	14.02	83.45	120.15	-36.69
5857.50	Peak	66.49	14.02	80.51	110.10	-29.59
5883.90	Peak	56.75	14.03	70.77	98.59	-27.82
5981.70	Peak	48.49	14.15	62.64	68.20	-5.56

Test Mode	IEEE 802.11n HT40 / 5755 MHz	Temp/Hum	23.5(°C)/ 60%RH
Test Item	Band Edge	Test Date	March 30, 2023
Polarize	Vertical	Test Engineer	Ray Li
Detector	Peak & Average		



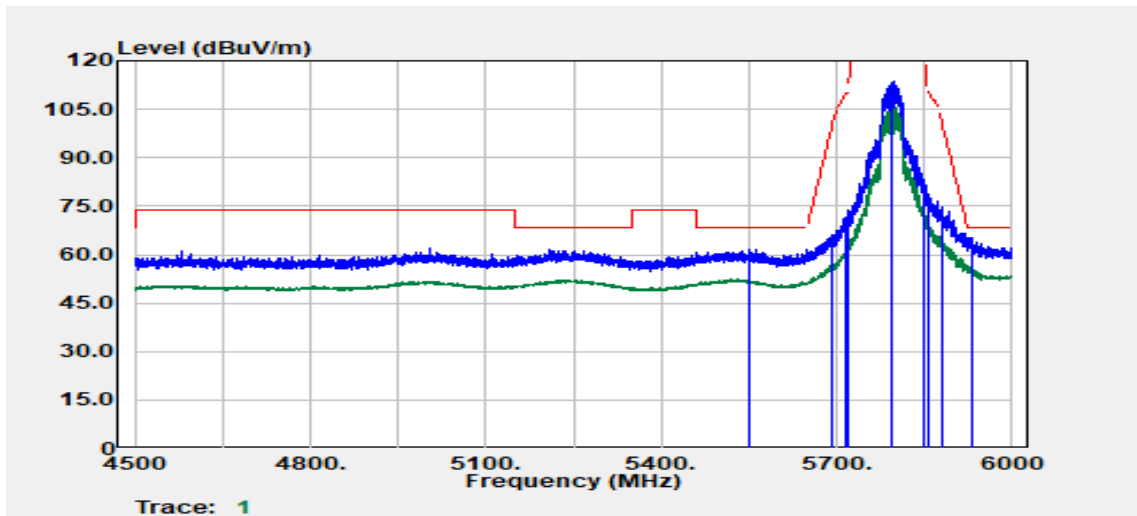
Freq. (MHz)	Detector Mode (PK/QP/AV)	Spectrum Reading Level (dBμV)	Factor (dB)	Actual FS (dBμV/m)	Limit @3m (dBμV/m)	Margin (dB)
5649.60	Peak	52.20	13.28	65.48	68.20	-2.72
5694.90	Peak	64.87	13.53	78.40	101.44	-23.04
5720.10	Peak	78.27	13.66	91.93	111.03	-19.10
5720.10	Peak	78.27	13.66	91.93	111.03	-19.09
5755.00	Peak	98.61	13.85	112.47	--	--
5755.00	Average	92.05	13.85	105.91	--	--
5850.30	Peak	55.45	14.02	69.47	121.52	-52.05
5855.10	Peak	54.54	14.02	68.56	110.77	-42.21
5879.40	Peak	51.01	14.03	65.04	101.93	-36.89
5983.80	Peak	48.23	14.15	62.38	68.20	-5.82

Test Mode	IEEE 802.11n HT40 / 5755 MHz	Temp/Hum	23.5(°C)/ 60%RH
Test Item	Band Edge	Test Date	March 30, 2023
Polarize	Horizontal	Test Engineer	Ray Li
Detector	Peak & Average		



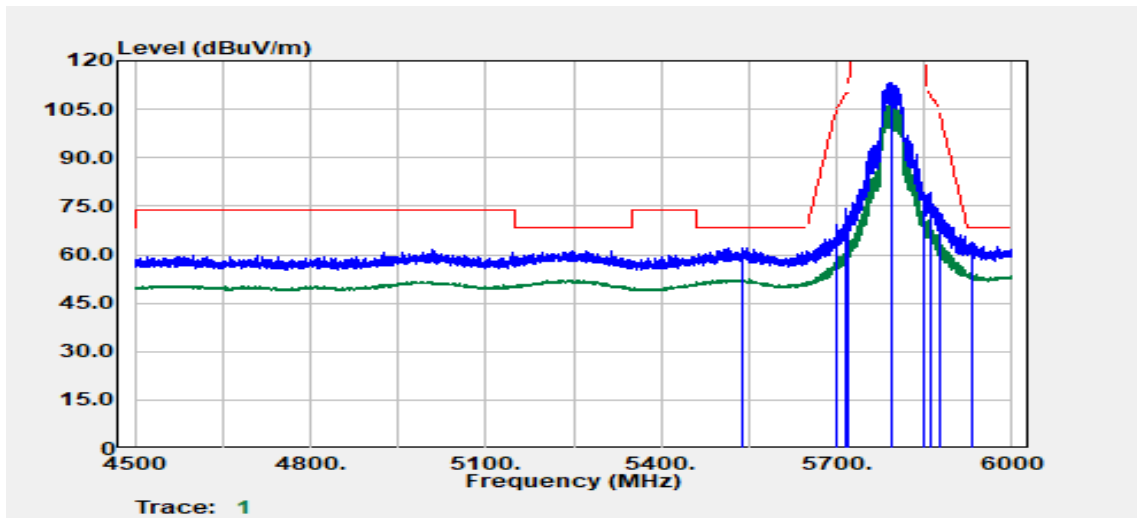
Freq. (MHz)	Detector Mode (PK/QP/AV)	Spectrum Reading Level (dBμV)	Factor (dB)	Actual FS (dBμV/m)	Limit @3m (dBμV/m)	Margin (dB)
5646.30	Peak	50.75	13.25	63.99	68.20	-4.21
5695.20	Peak	65.92	13.53	79.45	101.66	-22.21
5720.10	Peak	78.20	13.66	91.86	111.03	-19.17
5724.90	Peak	78.40	13.69	92.09	121.97	-29.88
5755.00	Peak	97.72	13.85	111.57	--	--
5755.00	Average	91.25	13.85	105.10	--	--
5853.60	Peak	53.85	14.02	67.87	113.99	-46.12
5861.70	Peak	52.51	14.02	66.53	108.92	-42.39
5882.40	Peak	51.05	14.03	65.07	99.70	-34.63
5996.70	Peak	47.64	14.15	61.79	68.20	-6.41

Test Mode	IEEE 802.11n HT40 / 5795 MHz	Temp/Hum	23.5(°C)/ 60%RH
Test Item	Band Edge	Test Date	March 30, 2023
Polarize	Vertical	Test Engineer	Ray Li
Detector	Peak & Average		



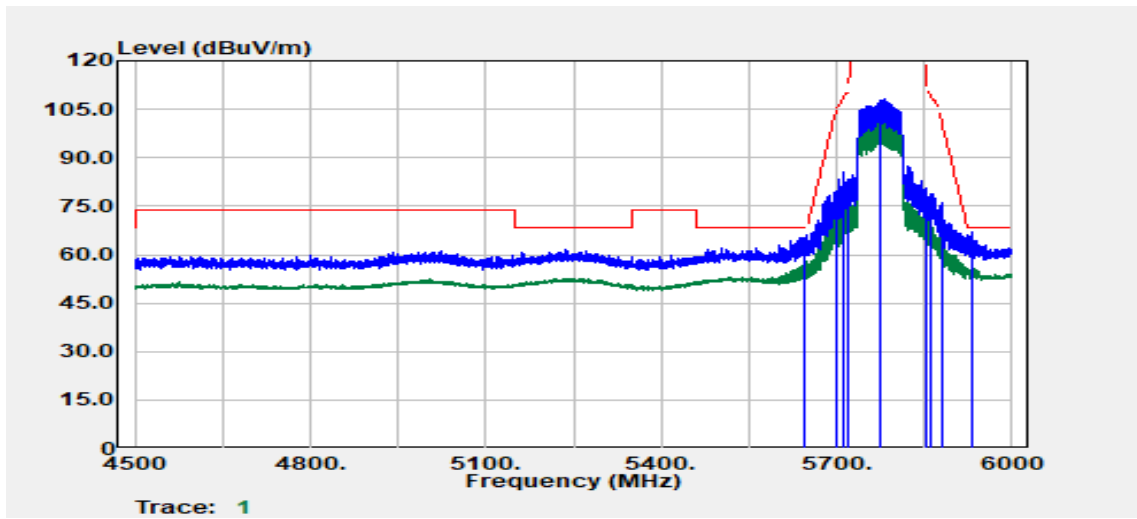
Freq. (MHz)	Detector Mode (PK/QP/AV)	Spectrum Reading Level (dBμV)	Factor (dB)	Actual FS (dBμV/m)	Limit @3m (dBμV/m)	Margin (dB)
5552.10	Peak	48.68	12.91	61.59	68.20	-6.61
5690.70	Peak	52.80	13.51	66.31	98.34	-32.03
5715.60	Peak	57.75	13.64	71.40	109.57	-38.17
5720.70	Peak	60.26	13.67	73.93	112.40	-38.47
5795.00	Peak	99.40	14.13	113.52	--	--
5795.00	Average	92.06	14.13	106.19	--	--
5851.20	Peak	69.08	14.02	83.10	119.46	-36.36
5856.00	Peak	64.74	14.02	78.76	110.52	-31.76
5879.10	Peak	60.67	14.03	74.70	102.15	-27.46
5930.10	Peak	50.97	14.11	65.08	68.20	-3.12

Test Mode	IEEE 802.11n HT40 / 5795 MHz	Temp/Hum	23.5(°C)/ 60%RH
Test Item	Band Edge	Test Date	March 30, 2023
Polarize	Horizontal	Test Engineer	Ray Li
Detector	Peak & Average		



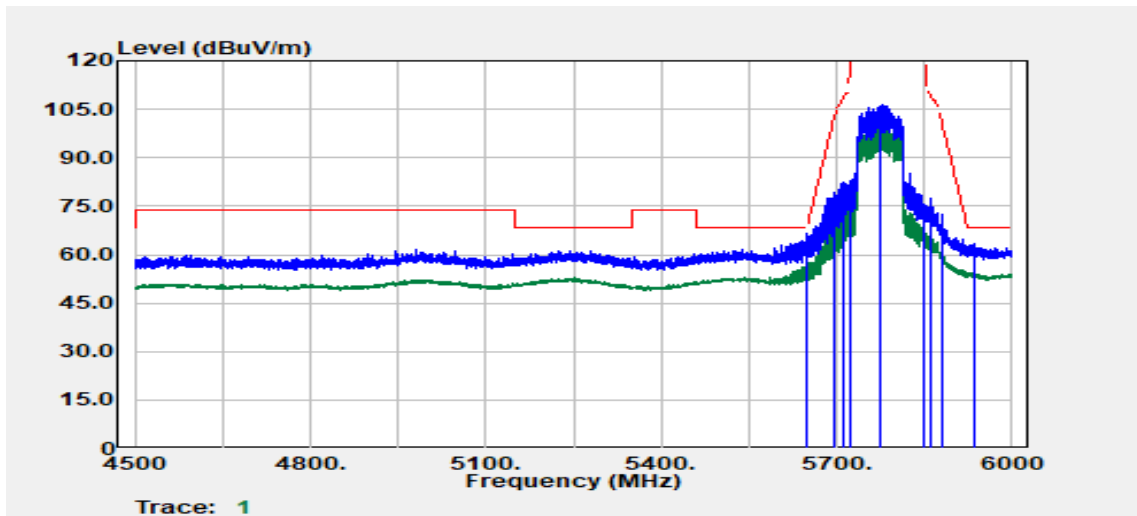
Freq. (MHz)	Detector Mode (PK/QP/AV)	Spectrum Reading Level (dBμV)	Factor (dB)	Actual FS (dBμV/m)	Limit @3m (dBμV/m)	Margin (dB)
5539.80	Peak	49.42	12.84	62.26	68.20	-5.94
5700.00	Peak	52.61	13.56	66.17	105.20	-39.03
5715.60	Peak	60.67	13.64	74.31	109.57	-35.26
5721.00	Peak	58.23	13.67	71.90	113.08	-41.18
5795.00	Peak	98.90	14.13	113.03	--	--
5795.00	Average	92.47	14.13	106.59	--	--
5850.60	Peak	65.16	14.02	79.18	120.83	-41.65
5860.50	Peak	65.39	14.02	79.42	109.26	-29.84
5876.40	Peak	58.76	14.03	72.78	104.16	-31.38
5930.40	Peak	49.54	14.11	63.65	68.20	-4.55

Test Mode	IEEE 802.11ac VHT80 / 5775 MHz	Temp/Hum	23.5(°C)/ 60%RH
Test Item	Band Edge	Test Date	March 30, 2023
Polarize	Vertical	Test Engineer	Ray Li
Detector	Peak & Average		



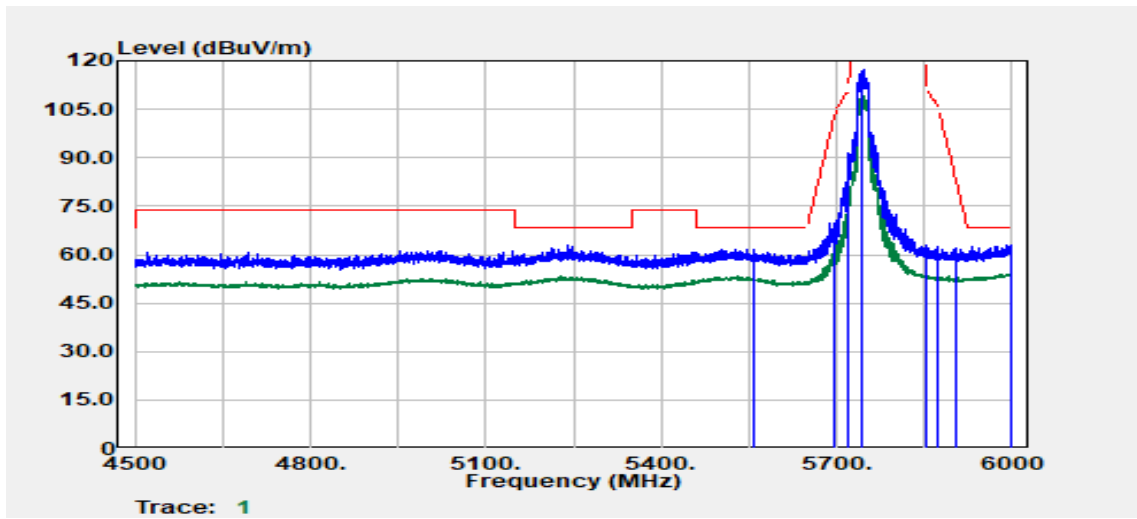
Freq. (MHz)	Detector Mode (PK/QP/AV)	Spectrum Reading Level (dBμV)	Factor (dB)	Actual FS (dBμV/m)	Limit @3m (dBμV/m)	Margin (dB)
5645.70	Peak	52.02	13.24	65.26	68.20	-2.94
5700.00	Peak	66.24	13.56	79.80	105.20	-25.40
5710.20	Peak	71.98	13.61	85.59	108.06	-22.47
5720.40	Peak	68.93	13.67	82.60	111.71	-29.11
5775.00	Peak	94.46	13.99	108.45	--	--
5775.00	Average	87.92	13.99	101.91	--	--
5854.20	Peak	66.52	14.02	80.54	112.62	-32.08
5859.90	Peak	64.98	14.02	79.00	109.43	-30.43
5879.40	Peak	61.87	14.03	75.89	101.93	-26.04
5929.80	Peak	52.93	14.11	67.04	68.20	-1.16

Test Mode	IEEE 802.11ac VHT80 / 5775 MHz	Temp/Hum	23.5(°C) / 60%RH
Test Item	Band Edge	Test Date	March 30, 2023
Polarize	Horizontal	Test Engineer	Ray Li
Detector	Peak & Average		



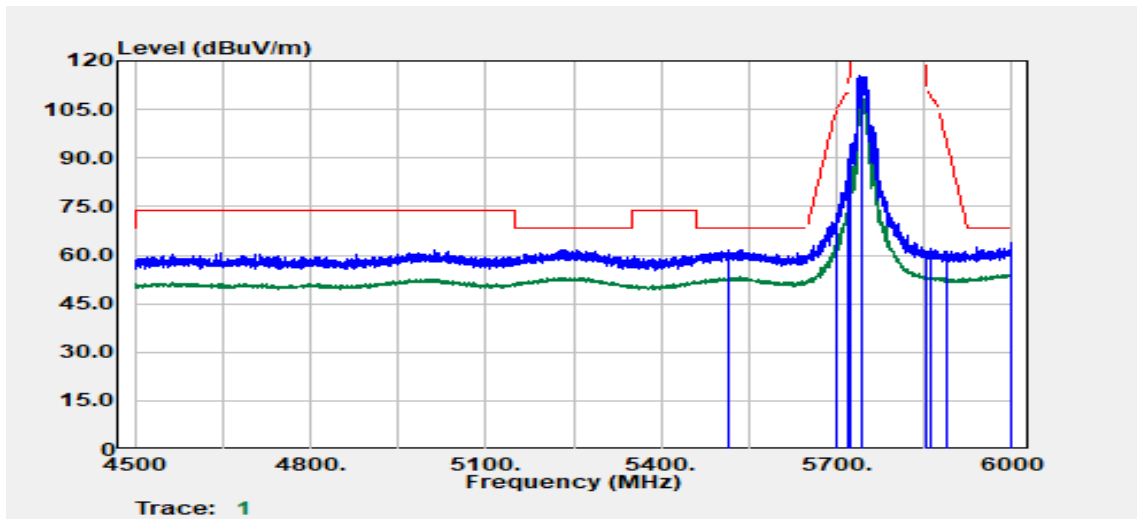
Freq. (MHz)	Detector Mode (PK/QP/AV)	Spectrum Reading Level (dBμV)	Factor (dB)	Actual FS (dBμV/m)	Limit @3m (dBμV/m)	Margin (dB)
5649.60	Peak	53.30	13.28	66.57	68.20	-1.63
5694.30	Peak	65.50	13.53	79.03	101.00	-21.97
5709.90	Peak	68.96	13.61	82.57	107.97	-25.41
5724.90	Peak	69.15	13.69	82.84	121.97	-39.13
5775.00	Peak	92.32	13.99	106.31	--	--
5775.00	Average	85.86	13.99	99.85	--	--
5850.60	Peak	61.67	14.02	75.70	120.83	-45.14
5859.30	Peak	63.31	14.02	77.33	109.59	-32.26
5880.30	Peak	58.36	14.03	72.38	101.26	-28.88
5937.00	Peak	49.07	14.13	63.20	68.20	-5.00

Test Mode	IEEE 802.11ax HE20 / 5745 MHz	Temp/Hum	24.1°C) / 58%RH
Test Item	Band Edge	Test Date	April 1, 2023
Polarize	Vertical	Test Engineer	Ray Li
Detector	Peak & Average		



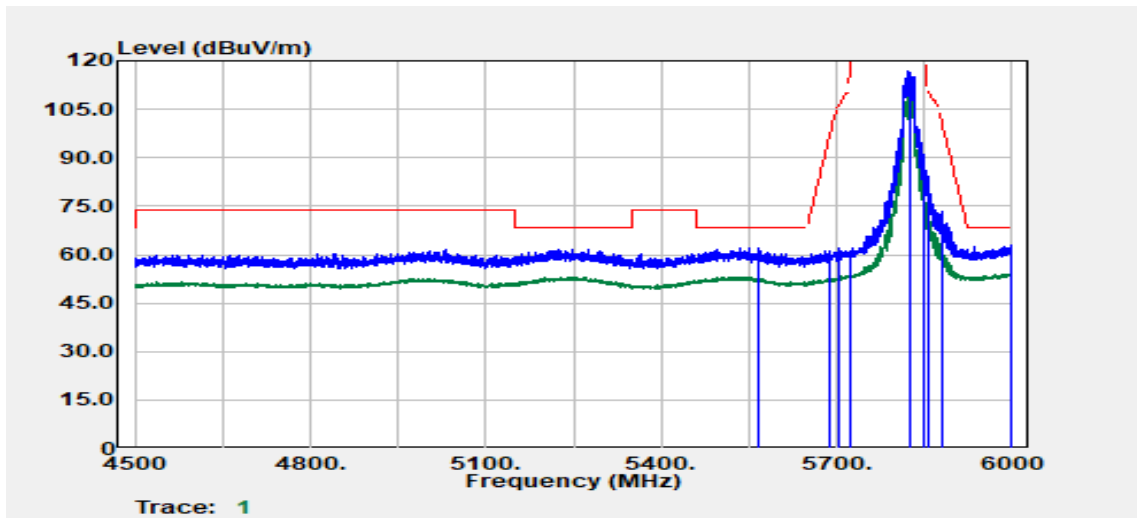
Freq. (MHz)	Detector Mode (PK/QP/AV)	Spectrum Reading Level (dBμV)	Factor (dB)	Actual FS (dBμV/m)	Limit @3m (dBμV/m)	Margin (dB)
5557.50	Peak	48.78	12.90	61.68	68.20	-6.52
5697.60	Peak	56.39	13.55	69.94	103.43	-33.49
5718.60	Peak	70.58	13.66	84.23	110.41	-26.17
5721.00	Peak	77.83	13.67	91.50	113.08	-21.58
5745.00	Peak	103.29	13.79	117.09	--	--
5745.00	Average	95.25	13.79	109.04	--	--
5851.80	Peak	48.81	14.02	62.83	118.09	-55.27
5873.70	Peak	48.50	14.02	62.52	105.56	-43.04
5906.10	Peak	48.22	14.05	62.26	82.15	-19.89
5996.70	Peak	48.75	14.15	62.91	68.20	-5.29

Test Mode	IEEE 802.11ax HE20 / 5745 MHz	Temp/Hum	24.1°C) / 58%RH
Test Item	Band Edge	Test Date	April 1, 2023
Polarize	Horizontal	Test Engineer	Ray Li
Detector	Peak & Average		



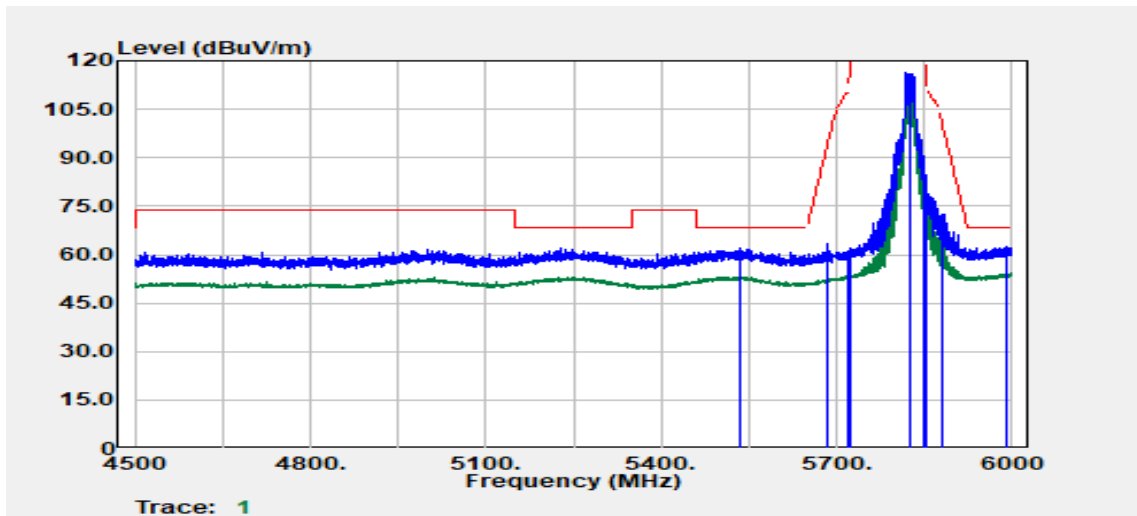
Freq. (MHz)	Detector Mode (PK/QP/AV)	Spectrum Reading Level (dBμV)	Factor (dB)	Actual FS (dBμV/m)	Limit @3m (dBμV/m)	Margin (dB)
5516.70	Peak	49.05	12.67	61.72	68.20	-6.48
5699.70	Peak	59.56	13.56	73.12	104.98	-31.86
5720.10	Peak	72.07	13.66	85.73	111.03	-25.30
5724.90	Peak	80.51	13.69	94.20	121.97	-27.77
5745.00	Peak	101.78	13.79	115.57	--	--
5745.00	Average	94.44	13.79	108.24	--	--
5851.50	Peak	47.05	14.02	61.07	118.78	-57.71
5860.50	Peak	47.89	14.02	61.91	109.26	-47.34
5890.20	Peak	47.19	14.03	61.22	93.92	-32.70
5999.10	Peak	49.53	14.15	63.68	68.20	-4.52

Test Mode	IEEE 802.11ax HE20 / 5825 MHz	Temp/Hum	24.1°C) / 58%RH
Test Item	Band Edge	Test Date	April 1, 2023
Polarize	Vertical	Test Engineer	Ray Li
Detector	Peak & Average		



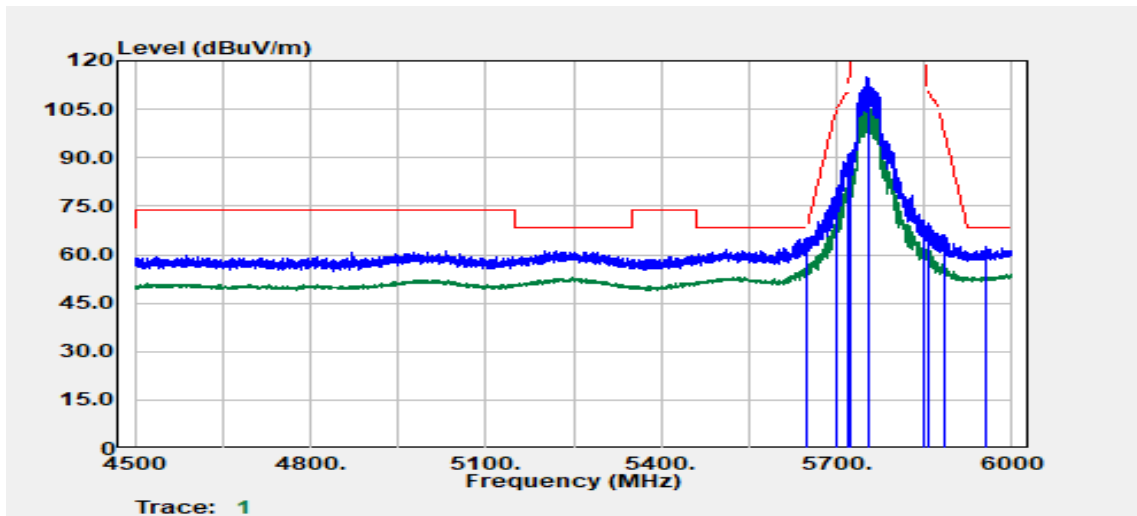
Freq. (MHz)	Detector Mode (PK/QP/AV)	Spectrum Reading Level (dBμV)	Factor (dB)	Actual FS (dBμV/m)	Limit @3m (dBμV/m)	Margin (dB)
5567.40	Peak	49.34	12.89	62.22	68.20	-5.98
5689.20	Peak	47.75	13.50	61.25	97.24	-35.99
5705.70	Peak	48.33	13.59	61.92	106.80	-44.87
5721.60	Peak	47.58	13.67	61.25	114.45	-53.20
5825.00	Peak	102.93	14.09	117.02	--	--
5825.00	Average	94.99	14.09	109.08	--	--
5850.90	Peak	73.62	14.02	87.64	120.15	-32.51
5856.00	Peak	70.38	14.02	84.40	110.52	-26.12
5880.90	Peak	59.38	14.03	73.40	100.82	-27.41
5997.00	Peak	48.81	14.15	62.96	68.20	-5.24

Test Mode	IEEE 802.11ax HE20 / 5825 MHz	Temp/Hum	24.1°C) / 58%RH
Test Item	Band Edge	Test Date	April 1, 2023
Polarize	Horizontal	Test Engineer	Ray Li
Detector	Peak & Average		



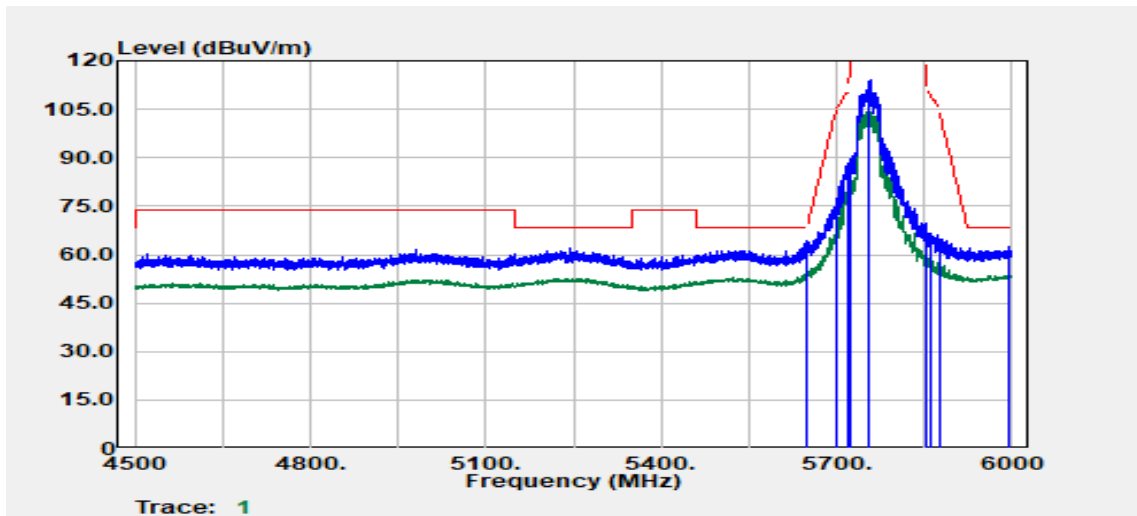
Freq. (MHz)	Detector Mode (PK/QP/AV)	Spectrum Reading Level (dBμV)	Factor (dB)	Actual FS (dBμV/m)	Limit @3m (dBμV/m)	Margin (dB)
5533.80	Peak	49.32	12.80	62.12	68.20	-6.08
5684.40	Peak	49.75	13.47	63.22	93.69	-30.47
5719.80	Peak	47.23	13.66	60.90	110.74	-49.85
5724.30	Peak	48.19	13.69	61.88	120.60	-58.72
5825.00	Peak	102.22	14.09	116.31	--	--
5825.00	Average	94.95	14.09	109.04	--	--
5850.30	Peak	70.57	14.02	84.59	121.52	-36.92
5855.10	Peak	65.81	14.02	79.83	110.77	-30.94
5879.40	Peak	58.63	14.03	72.66	101.93	-29.27
5991.90	Peak	48.19	14.15	62.35	68.20	-5.85

Test Mode	IEEE 802.11ax HE40 / 5755 MHz	Temp/Hum	23.5(°C) / 60%RH
Test Item	Band Edge	Test Date	March 30, 2023
Polarize	Vertical	Test Engineer	Ray Li
Detector	Peak & Average		



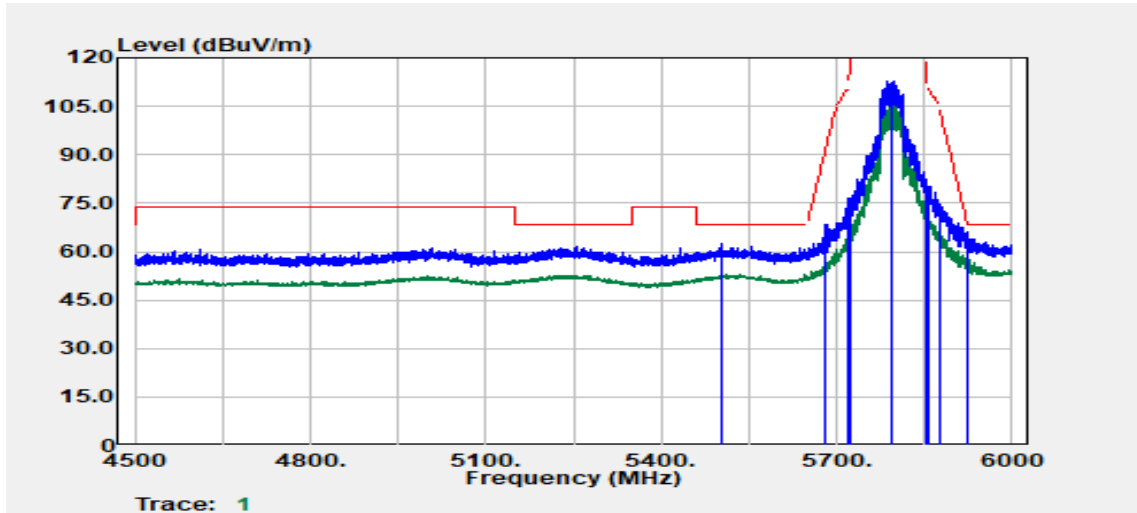
Freq. (MHz)	Detector Mode (PK/QP/AV)	Spectrum Reading Level (dBμV)	Factor (dB)	Actual FS (dBμV/m)	Limit @3m (dBμV/m)	Margin (dB)
5649.30	Peak	51.96	13.27	65.23	68.20	-2.97
5700.00	Peak	65.72	13.56	79.28	105.20	-25.92
5719.20	Peak	77.39	13.66	91.05	110.58	-19.53
5724.90	Peak	77.65	13.69	91.34	121.97	-30.63
5755.00	Peak	101.11	13.85	114.96	--	--
5755.00	Average	92.05	13.85	105.90	--	--
5850.30	Peak	55.71	14.02	69.73	121.52	-51.78
5859.00	Peak	55.78	14.02	69.80	109.68	-39.88
5884.50	Peak	52.13	14.03	66.16	98.15	-31.99
5954.70	Peak	48.12	14.16	62.27	68.20	-5.93

Test Mode	IEEE 802.11ax HE40 / 5755 MHz	Temp/Hum	23.5(°C)/ 60%RH
Test Item	Band Edge	Test Date	March 30, 2023
Polarize	Horizontal	Test Engineer	Ray Li
Detector	Peak & Average		



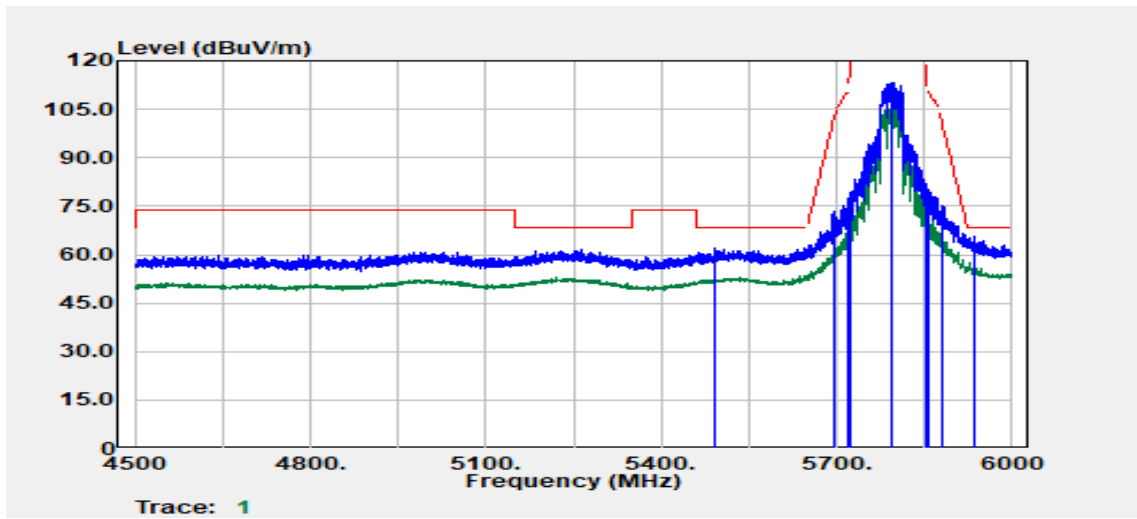
Freq. (MHz)	Detector Mode (PK/QP/AV)	Spectrum Reading Level (dBμV)	Factor (dB)	Actual FS (dBμV/m)	Limit @3m (dBμV/m)	Margin (dB)
5648.70	Peak	51.02	13.27	64.28	68.20	-3.92
5699.70	Peak	63.31	13.56	76.87	104.98	-28.11
5719.80	Peak	74.23	13.66	87.89	110.74	-22.86
5724.30	Peak	76.02	13.69	89.71	120.60	-30.89
5755.00	Peak	100.26	13.85	114.12	--	--
5755.00	Average	90.96	13.85	104.81	--	--
5852.70	Peak	55.52	14.02	69.54	116.04	-46.50
5861.40	Peak	52.54	14.02	66.56	109.01	-42.45
5876.70	Peak	50.70	14.03	64.72	103.94	-39.21
5993.10	Peak	48.42	14.15	62.57	68.20	-5.63

Test Mode	IEEE 802.11ax HE40 / 5795 MHz	Temp/Hum	23.5(°C) / 60%RH
Test Item	Band Edge	Test Date	March 30, 2023
Polarize	Vertical	Test Engineer	Ray Li
Detector	Peak & Average		



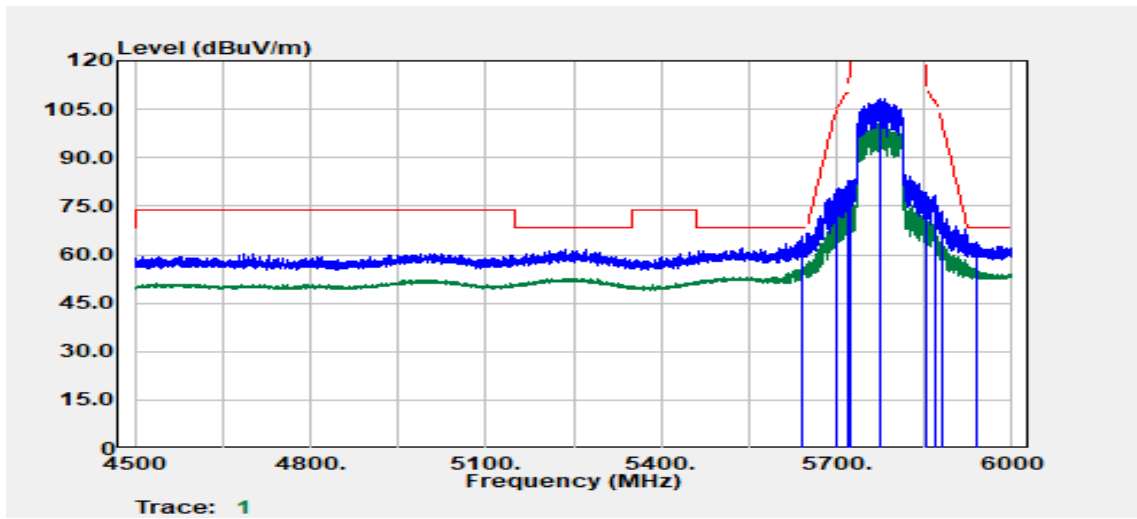
Freq. (MHz)	Detector Mode (PK/QP/AV)	Spectrum Reading Level (dBμV)	Factor (dB)	Actual FS (dBμV/m)	Limit @3m (dBμV/m)	Margin (dB)
5503.80	Peak	49.77	12.58	62.35	68.20	-5.85
5682.00	Peak	54.78	13.46	68.24	91.92	-23.68
5717.70	Peak	60.12	13.65	73.78	110.16	-36.38
5721.60	Peak	62.86	13.67	76.53	114.45	-37.91
5795.00	Peak	98.47	14.13	112.59	--	--
5795.00	Average	91.50	14.13	105.62	--	--
5851.50	Peak	68.30	14.02	82.32	118.78	-36.46
5857.20	Peak	66.09	14.02	80.12	110.18	-30.07
5877.30	Peak	60.17	14.03	74.19	103.49	-29.30
5925.00	Peak	51.86	14.10	65.96	68.20	-2.24

Test Mode	IEEE 802.11ax HE40 / 5795 MHz	Temp/Hum	23.5(°C) / 60%RH
Test Item	Band Edge	Test Date	March 30, 2023
Polarize	Horizontal	Test Engineer	Ray Li
Detector	Peak & Average		



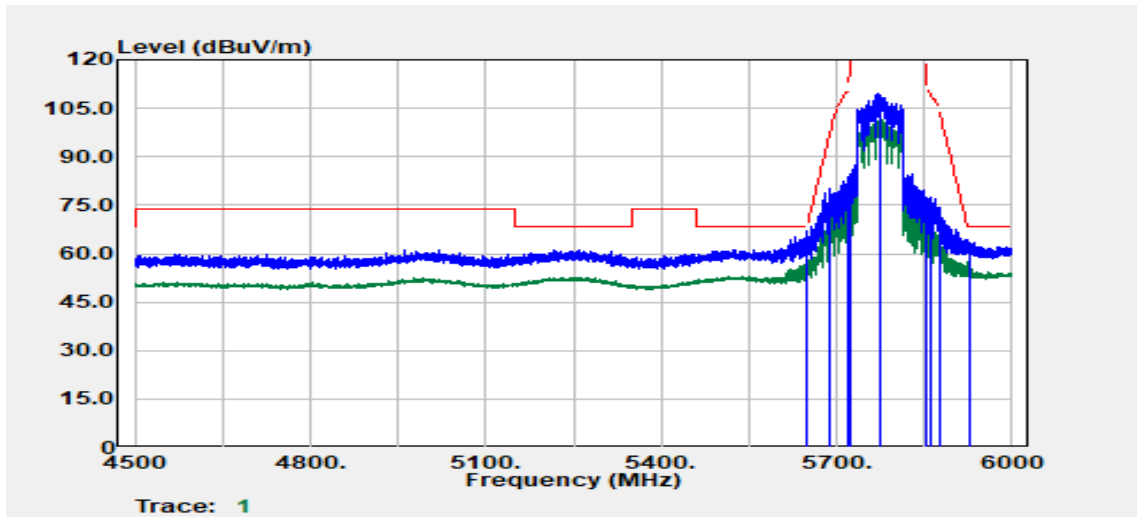
Freq. (MHz)	Detector Mode (PK/QP/AV)	Spectrum Reading Level (dBμV)	Factor (dB)	Actual FS (dBμV/m)	Limit @3m (dBμV/m)	Margin (dB)
5490.90	Peak	49.47	12.52	61.99	68.20	-6.21
5697.30	Peak	59.74	13.54	73.28	103.21	-29.93
5718.00	Peak	63.23	13.65	76.88	110.24	-33.36
5723.40	Peak	65.41	13.68	79.09	118.55	-39.46
5795.00	Peak	99.24	14.13	113.36	--	--
5795.00	Average	92.06	14.13	106.19	--	--
5852.40	Peak	67.90	14.02	81.92	116.73	-34.81
5858.70	Peak	65.98	14.02	80.00	109.76	-29.76
5882.40	Peak	61.25	14.03	75.28	99.70	-24.43
5936.40	Peak	51.53	14.12	65.66	68.20	-2.54

Test Mode	IEEE 802.11ax HE80 / 5775 MHz	Temp/Hum	23.5(°C) / 60%RH
Test Item	Band Edge	Test Date	March 30, 2023
Polarize	Vertical	Test Engineer	Ray Li
Detector	Peak & Average		



Freq. (MHz)	Detector Mode (PK/QP/AV)	Spectrum Reading Level (dBμV)	Factor (dB)	Actual FS (dBμV/m)	Limit @3m (dBμV/m)	Margin (dB)
5639.70	Peak	52.70	13.19	65.88	68.20	-2.32
5699.70	Peak	66.74	13.56	80.30	104.98	-24.68
5719.20	Peak	68.92	13.66	82.58	110.58	-28.00
5724.60	Peak	69.21	13.69	82.89	121.29	-38.39
5775.00	Peak	94.31	13.99	108.30	--	--
5775.00	Average	86.73	13.99	100.72	--	--
5853.60	Peak	64.48	14.02	78.50	113.99	-35.49
5868.60	Peak	64.45	14.02	78.47	106.99	-28.52
5878.80	Peak	59.33	14.03	73.36	102.38	-29.02
5939.10	Peak	49.68	14.13	63.82	68.20	-4.38

Test Mode	IEEE 802.11ax HE80 / 5775 MHz	Temp/Hum	23.5(°C)/ 60%RH
Test Item	Band Edge	Test Date	March 30, 2023
Polarize	Horizontal	Test Engineer	Ray Li
Detector	Peak & Average		

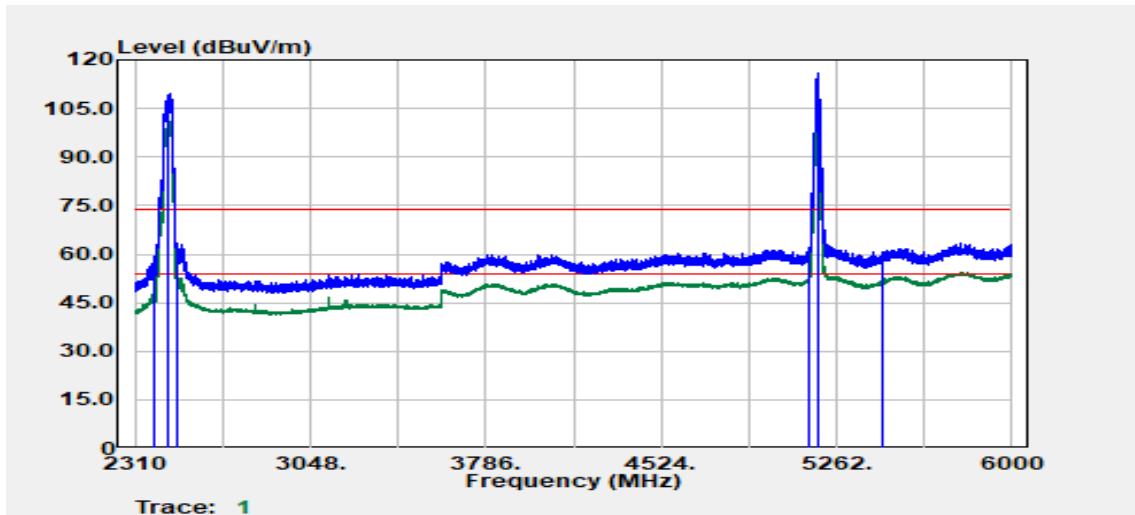


Freq. (MHz)	Detector Mode (PK/QP/AV)	Spectrum Reading Level (dBμV)	Factor (dB)	Actual FS (dBμV/m)	Limit @3m (dBμV/m)	Margin (dB)
5648.10	Peak	53.63	13.26	66.90	68.20	-1.30
5688.00	Peak	66.68	13.49	80.17	96.35	-16.18
5718.60	Peak	70.22	13.66	83.88	110.41	-26.53
5722.80	Peak	70.91	13.68	84.59	117.19	-32.60
5775.00	Peak	95.66	13.99	109.65	--	--
5775.00	Average	87.55	13.99	101.54	--	--
5853.30	Peak	63.40	14.02	77.43	114.67	-37.25
5862.90	Peak	63.39	14.02	77.41	108.59	-31.18
5878.20	Peak	60.45	14.03	74.47	102.82	-28.35
5928.60	Peak	49.43	14.10	63.53	68.20	-4.67

Test Data for UNII-3

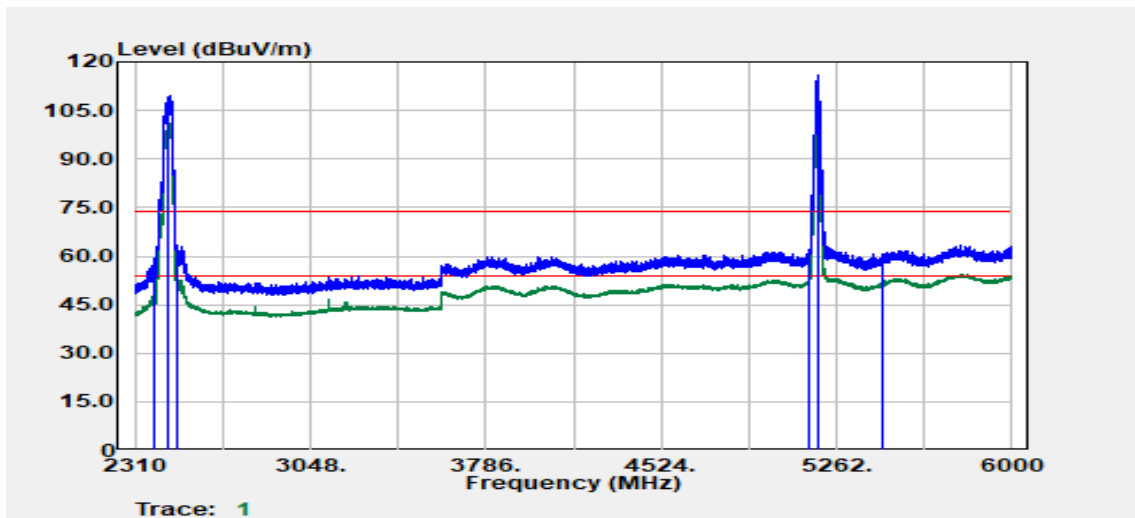
(4) Co-Location:

Test Mode	IEEE 802.11ax HE40 Mode (2452MHz)+ IEEE 802.11ax HE20(Band 1-5180MHz)	Temp/Hum	24.5(°C)/ 57%RH
Test Item	Band Edge	Test Date	April 13, 2023
Polarize	Vertical	Test Engineer	Tony Chao
Detector	Peak & Average		



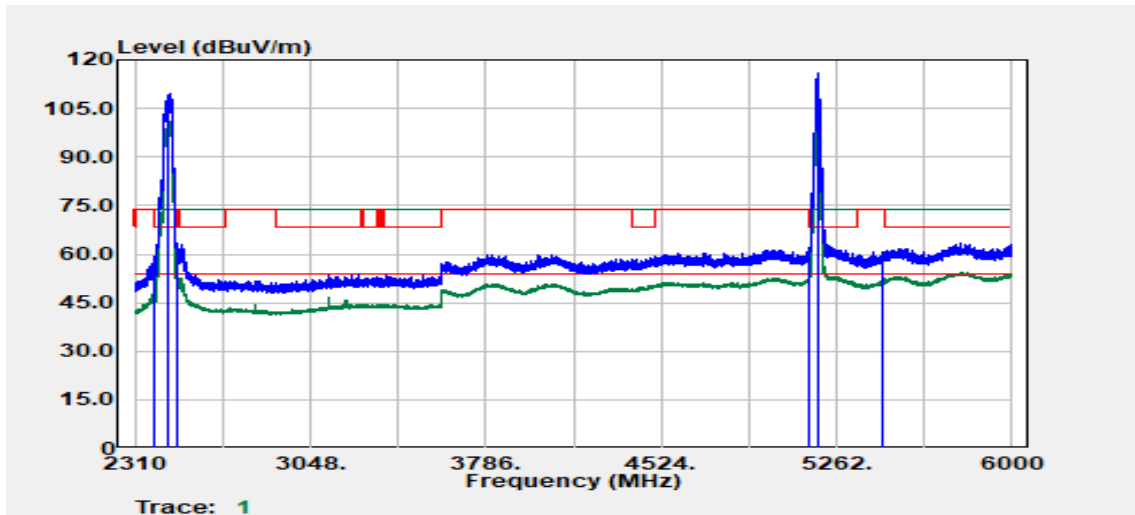
Freq. (MHz)	Detector Mode (PK/QP/AV)	Spectrum Reading Level (dBµV)	Factor (dB)	Actual FS (dBµV/m)	Limit @3m (dBµV/m)	Margin (dB)
2389.28	Average	43.07	4.97	48.04	54.00	-5.96
2389.72	Peak	54.42	4.97	59.39	74.00	-14.61
2452.00	Peak	104.60	5.05	109.65	--	--
2452.00	Average	96.01	5.05	101.06	--	--
2483.50	Peak	58.34	5.26	63.60	74.00	-10.40
2485.20	Average	48.32	5.27	53.58	54.00	-0.42
5146.80	Peak	49.97	12.15	62.13	74.00	-11.87
5148.00	Average	41.14	12.16	53.30	54.00	-0.70
5180.00	Peak	103.70	12.10	115.80	--	--
5180.00	Average	94.47	12.10	106.57	--	--
5453.40	Peak	48.25	12.39	60.63	74.00	-13.37
5456.10	Average	39.16	12.40	51.55	54.00	-2.45

Test Mode	IEEE 802.11ax HE40 Mode (2452MHz)+ IEEE 802.11ax HE20(Band 1-5180MHz)	Temp/Hum	24.5(°C)/ 57%RH
Test Item	Band Edge	Test Date	April 13, 2023
Polarize	Vertical	Test Engineer	Tony Chao
Detector	Peak & Average		



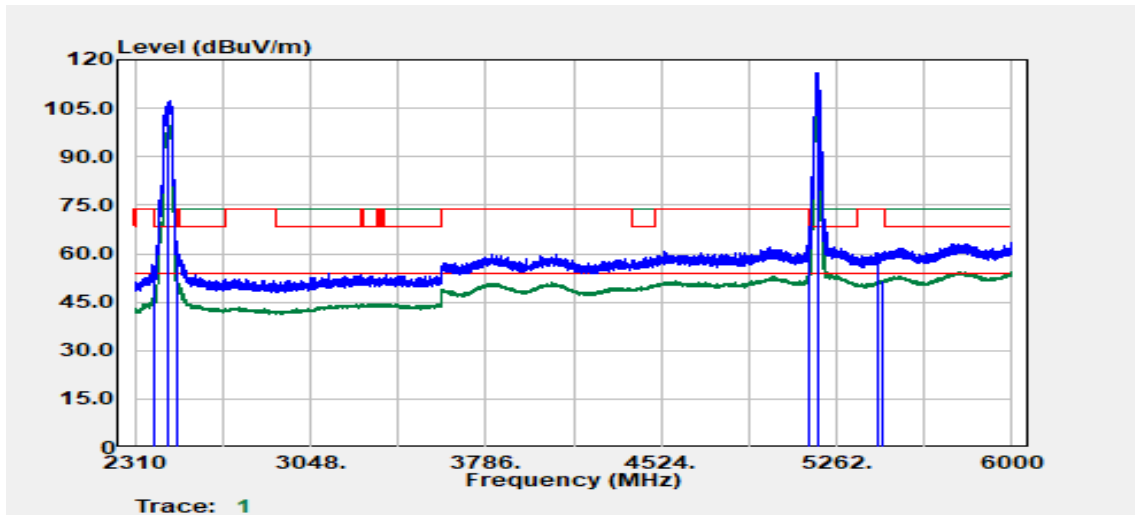
Freq. (MHz)	Detector Mode (PK/QP/AV)	Spectrum Reading Level (dBµV)	Factor (dB)	Actual FS (dBµV/m)	Limit @3m (dBµV/m)	Margin (dB)
2386.21	Peak	51.53	4.94	56.47	74.00	-17.53
2387.09	Average	41.87	4.95	46.82	54.00	-7.18
2452.00	Peak	102.49	5.05	107.54	--	--
2452.00	Average	94.59	5.05	99.65	--	--
2483.50	Peak	58.42	5.26	63.68	74.00	-10.32
2484.76	Average	47.68	5.26	52.94	54.00	-1.06
5149.20	Average	41.27	12.16	53.43	54.00	-0.57
5149.80	Peak	56.32	12.16	68.48	74.00	-5.52
5180.00	Peak	104.03	12.10	116.13	--	--
5180.00	Average	95.45	12.10	107.55	--	--
5431.80	Peak	48.05	12.35	60.41	74.00	-13.59
5454.30	Average	39.37	12.39	51.76	54.00	-2.24

Test Mode	IEEE 802.11ax HE20 Mode (Band 1-5180MHz)+ IEEE 802.11ax HE40(2452MHz)	Temp/Hum	24.5(°C)/ 57%RH
Test Item	Band Edge	Test Date	April 13, 2023
Polarize	Vertical	Test Engineer	Tony Chao
Detector	Peak & Average		



Freq. (MHz)	Detector Mode (PK/QP/AV)	Spectrum Reading Level (dBµV)	Factor (dB)	Actual FS (dBµV/m)	Limit @3m (dBµV/m)	Margin (dB)
2389.28	Average	43.07	4.97	48.04	54.00	-5.96
2389.72	Peak	54.42	4.97	59.39	74.00	-14.61
2452.00	Peak	104.60	5.05	109.65	--	--
2452.00	Average	96.01	5.05	101.06	--	--
2483.50	Peak	58.34	5.26	63.60	68.20	-4.60
2485.20	Average	48.32	5.27	53.58	54.00	-0.42
5146.80	Peak	49.97	12.15	62.13	74.00	-11.87
5148.00	Average	41.14	12.16	53.30	54.00	-0.70
5180.00	Peak	103.70	12.10	115.80	--	--
5180.00	Average	94.47	12.10	106.57	--	--
5453.40	Peak	48.25	12.39	60.63	74.00	-13.37
5456.10	Average	39.16	12.40	51.55	54.00	-2.45

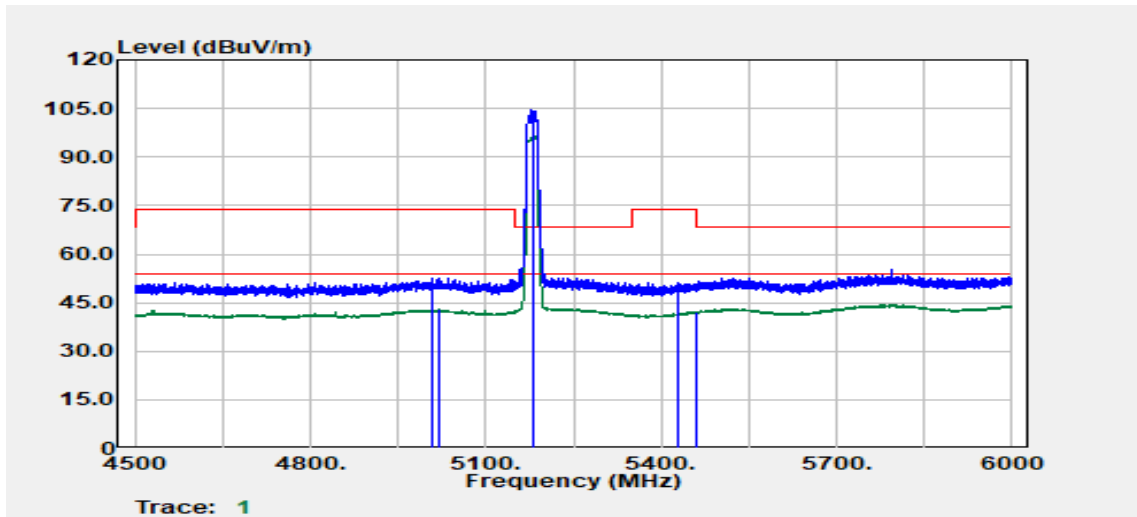
Test Mode	IEEE 802.11ax HE20 Mode (Band 1-5180MHz)+ IEEE 802.11ax HE40(2452MHz)	Temp/Hum	24.5(°C)/ 57%RH
Test Item	Band Edge	Test Date	April 13, 2023
Polarize	Vertical	Test Engineer	Tony Chao
Detector	Peak & Average		



Freq. (MHz)	Detector Mode (PK/QP/AV)	Spectrum Reading Level (dBμV)	Factor (dB)	Actual FS (dBμV/m)	Limit @3m (dBμV/m)	Margin (dB)
2386.21	Peak	51.53	4.94	56.47	74.00	-17.53
2387.09	Average	41.87	4.95	46.82	54.00	-7.18
2452.00	Peak	102.49	5.05	107.54	--	--
2452.00	Average	94.59	5.05	99.65	--	--
2483.50	Peak	58.42	5.26	63.68	68.20	-4.52
2484.76	Average	47.68	5.26	52.94	54.00	-1.06
5149.20	Average	41.27	12.16	53.43	54.00	-0.57
5149.80	Peak	56.32	12.16	68.48	74.00	-5.52
5180.00	Peak	104.03	12.10	116.13	--	--
5180.00	Average	95.45	12.10	107.55	--	--
5431.80	Peak	48.05	12.35	60.41	74.00	-13.59
5454.30	Average	39.37	12.39	51.76	54.00	-2.24

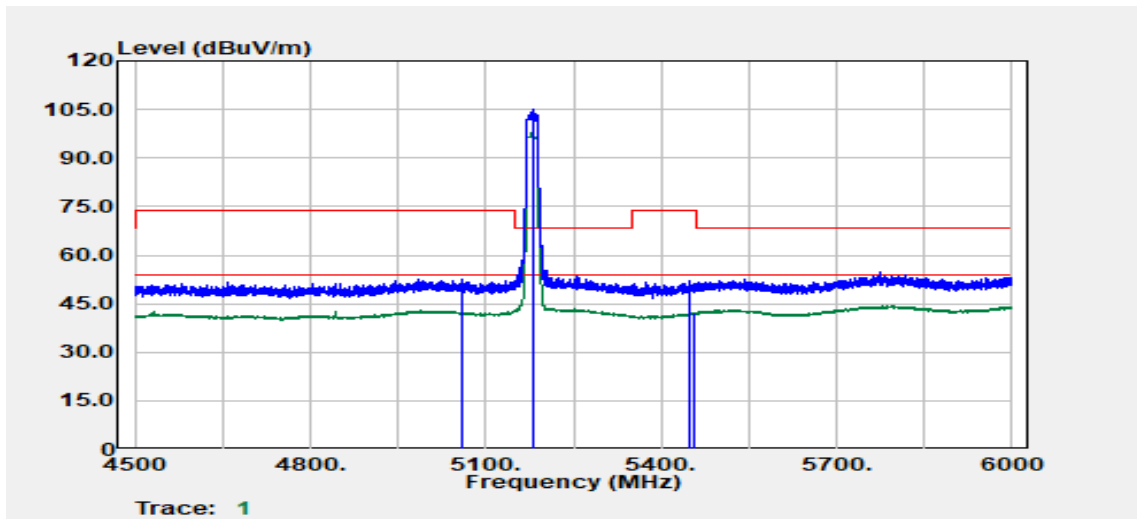
Band Edge Test Data: Beamforming
Test Data for UNII-1

Test Mode	IEEE 802.11n HT20 / 5180 MHz	Temp/Hum	23.2(°C)/ 59%RH
Test Item	Band Edge	Test Date	May 12, 2023
Polarize	Vertical	Test Engineer	Ray Li
Detector	Peak & Average		



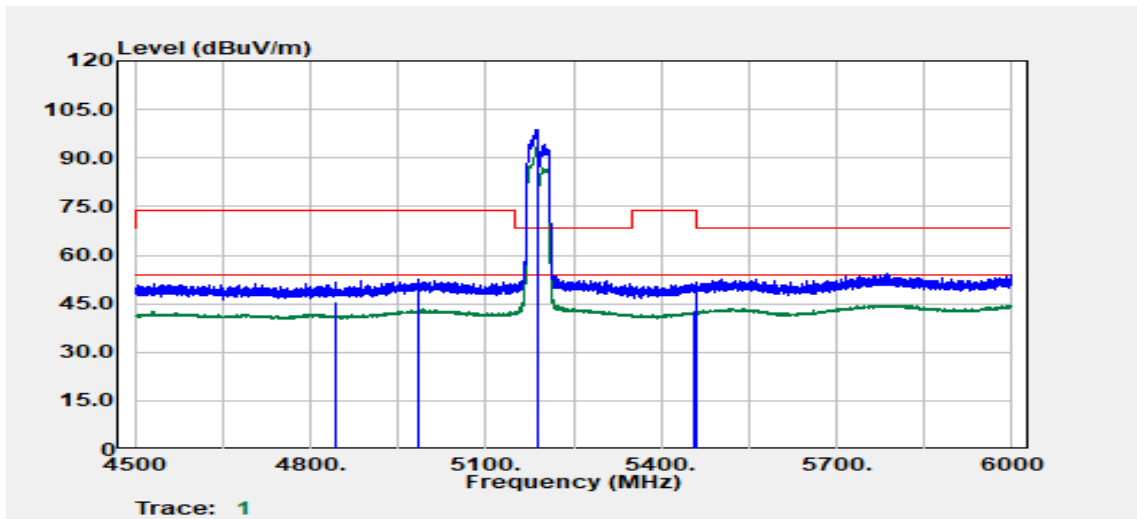
Freq. (MHz)	Detector Mode (PK/QP/AV)	Spectrum Reading Level (dBμV)	Factor (dB)	Actual FS (dBμV/m)	Limit @3m (dBμV/m)	Margin (dB)
5009.10	Peak	40.87	11.67	52.54	74.00	-21.46
5019.90	Average	31.26	11.75	43.01	54.00	-10.99
5180.00	Peak	92.36	12.10	104.46	--	--
5180.00	Average	84.31	12.10	96.41	--	--
5428.80	Peak	38.90	12.35	51.25	74.00	-22.75
5459.70	Average	29.72	12.41	42.13	54.00	-11.87

Test Mode	IEEE 802.11n HT20 / 5180 MHz	Temp/Hum	23.2(°C)/ 59%RH
Test Item	Band Edge	Test Date	May 12, 2023
Polarize	Horizontal	Test Engineer	Ray Li
Detector	Peak & Average		



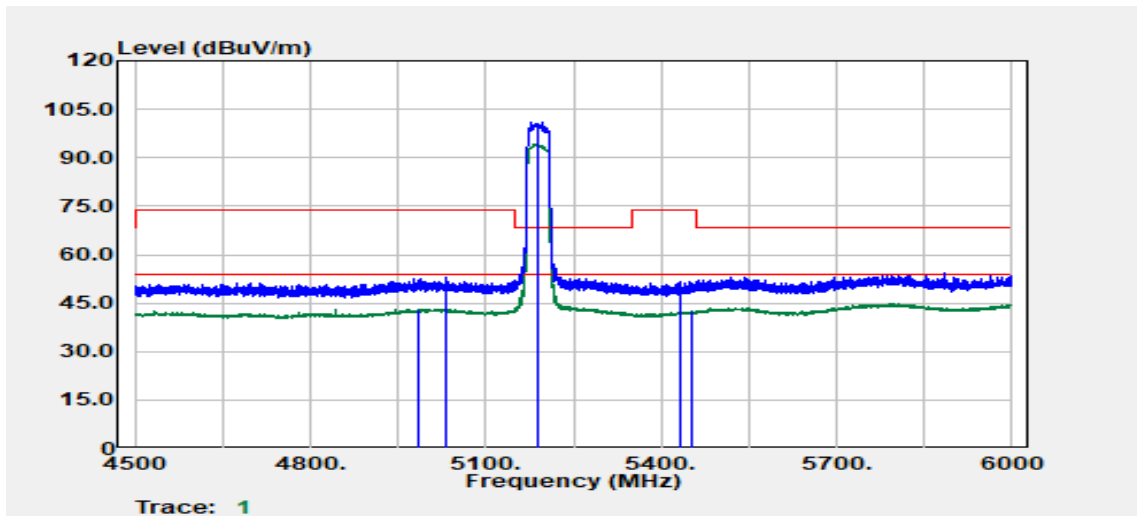
Freq. (MHz)	Detector Mode (PK/QP/AV)	Spectrum Reading Level (dBμV)	Factor (dB)	Actual FS (dBμV/m)	Limit @3m (dBμV/m)	Margin (dB)
5059.80	Peak	40.62	11.97	52.59	74.00	-21.41
5060.10	Average	31.02	11.97	42.99	54.00	-11.01
5180.00	Peak	92.79	12.10	104.89	--	--
5180.00	Average	85.55	12.10	97.65	--	--
5447.40	Peak	39.48	12.37	51.85	74.00	-22.15
5455.50	Average	29.86	12.39	42.26	54.00	-11.74

Test Mode	IEEE 802.11n HT40 / 5190 MHz	Temp/Hum	25.1(°C)/ 59%RH
Test Item	Band Edge	Test Date	May 12, 2023
Polarize	Vertical	Test Engineer	Tony Chao
Detector	Peak & Average		



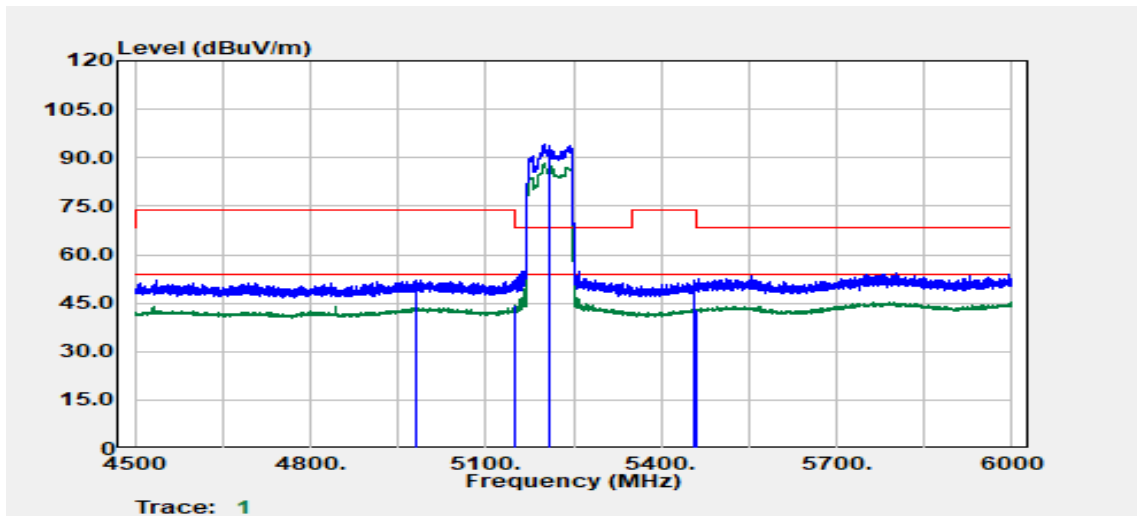
Freq. (MHz)	Detector Mode (PK/QP/AV)	Spectrum Reading Level (dBμV)	Factor (dB)	Actual FS (dBμV/m)	Limit @3m (dBμV/m)	Margin (dB)
4843.81	Average	34.95	10.35	45.30	54.00	-8.70
4984.08	Peak	41.24	11.47	52.71	74.00	-21.29
5190.00	Peak	86.80	12.08	98.88	--	--
5190.00	Average	81.08	12.08	93.16	--	--
5455.41	Average	29.97	12.39	42.36	54.00	-11.64
5459.16	Peak	39.34	12.41	51.74	74.00	-22.26

Test Mode	IEEE 802.11n HT40 / 5190 MHz	Temp/Hum	25.1(°C)/ 59%RH
Test Item	Band Edge	Test Date	May 12, 2023
Polarize	Horizontal	Test Engineer	Tony Chao
Detector	Peak & Average		



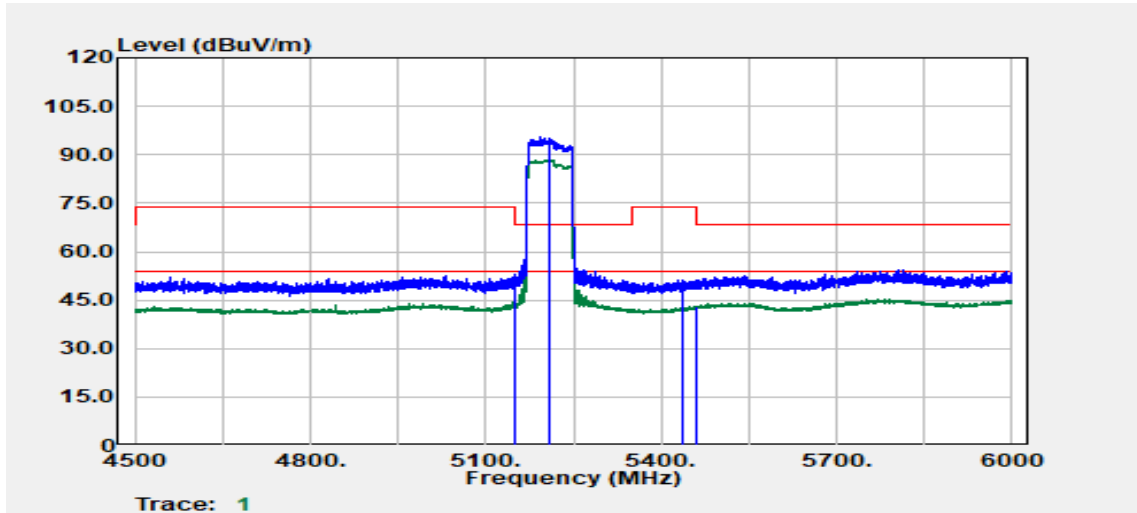
Freq. (MHz)	Detector Mode (PK/QP/AV)	Spectrum Reading Level (dBμV)	Factor (dB)	Actual FS (dBμV/m)	Limit @3m (dBμV/m)	Margin (dB)
4984.08	Average	31.78	11.47	43.24	54.00	-10.76
5031.84	Peak	40.96	11.83	52.78	74.00	-21.22
5190.00	Peak	88.96	12.08	101.04	--	--
5190.00	Average	82.12	12.08	94.20	--	--
5433.41	Peak	39.14	12.36	51.50	74.00	-22.50
5452.41	Average	30.05	12.38	42.44	54.00	-11.56

Test Mode	IEEE 802.11ac VHT80 / 5210 MHz	Temp/Hum	25.1(°C)/ 59%RH
Test Item	Band Edge	Test Date	May 12, 2023
Polarize	Vertical	Test Engineer	Tony Chao
Detector	Peak & Average		



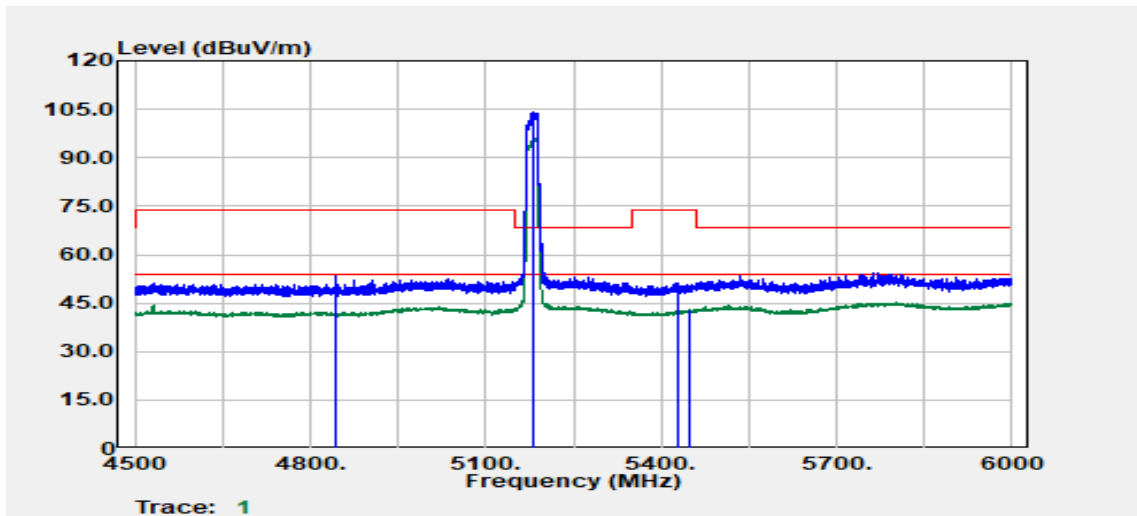
Freq. (MHz)	Detector Mode (PK/QP/AV)	Spectrum Reading Level (dBμV)	Factor (dB)	Actual FS (dBμV/m)	Limit @3m (dBμV/m)	Margin (dB)
4979.58	Peak	40.74	11.42	52.16	74.00	-21.84
5150.11	Average	32.04	12.16	44.20	54.00	-9.80
5210.00	Peak	81.93	12.06	93.99	--	--
5210.00	Average	76.03	12.06	88.08	--	--
5457.41	Peak	39.56	12.40	51.96	74.00	-22.04
5459.41	Average	30.81	12.41	43.21	54.00	-10.79

Test Mode	IEEE 802.11ac VHT80 / 5210 MHz	Temp/Hum	25.1(°C)/ 59%RH
Test Item	Band Edge	Test Date	May 12, 2023
Polarize	Horizontal	Test Engineer	Tony Chao
Detector	Peak & Average		



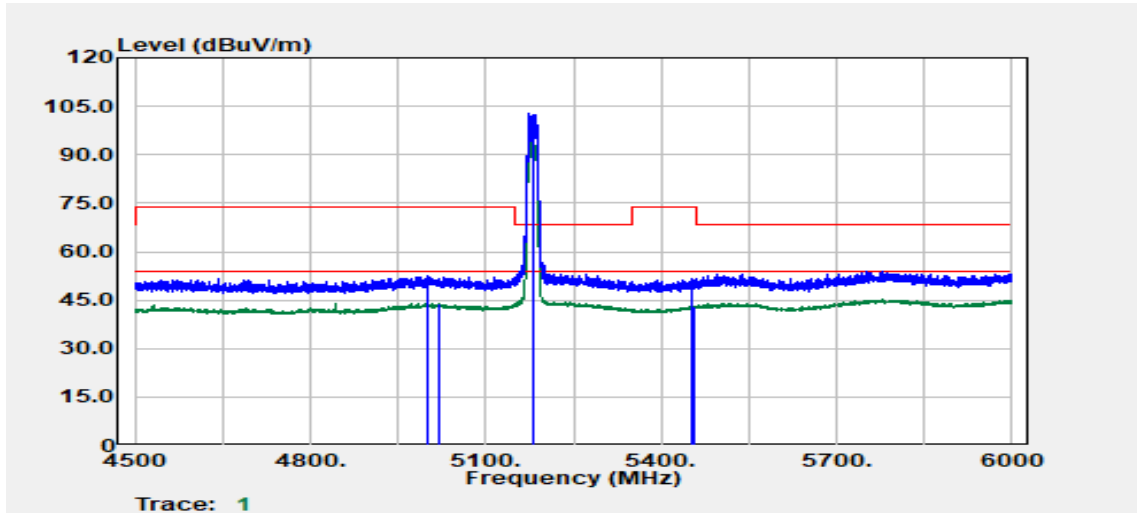
Freq. (MHz)	Detector Mode (PK/QP/AV)	Spectrum Reading Level (dBμV)	Factor (dB)	Actual FS (dBμV/m)	Limit @3m (dBμV/m)	Margin (dB)
5149.61	Peak	40.67	12.16	52.83	74.00	-21.17
5149.61	Average	33.58	12.16	45.74	54.00	-8.26
5210.00	Peak	83.69	12.06	95.75	--	--
5210.00	Average	76.30	12.06	88.36	--	--
5435.41	Peak	38.85	12.36	51.21	74.00	-22.79
5459.91	Average	30.70	12.41	43.11	54.00	-10.89

Test Mode	IEEE 802.11ax HE20 / 5180 MHz	Temp/Hum	25.1(°C)/ 59%RH
Test Item	Band Edge	Test Date	May 12, 2023
Polarize	Vertical	Test Engineer	Ray Li
Detector	Peak & Average		



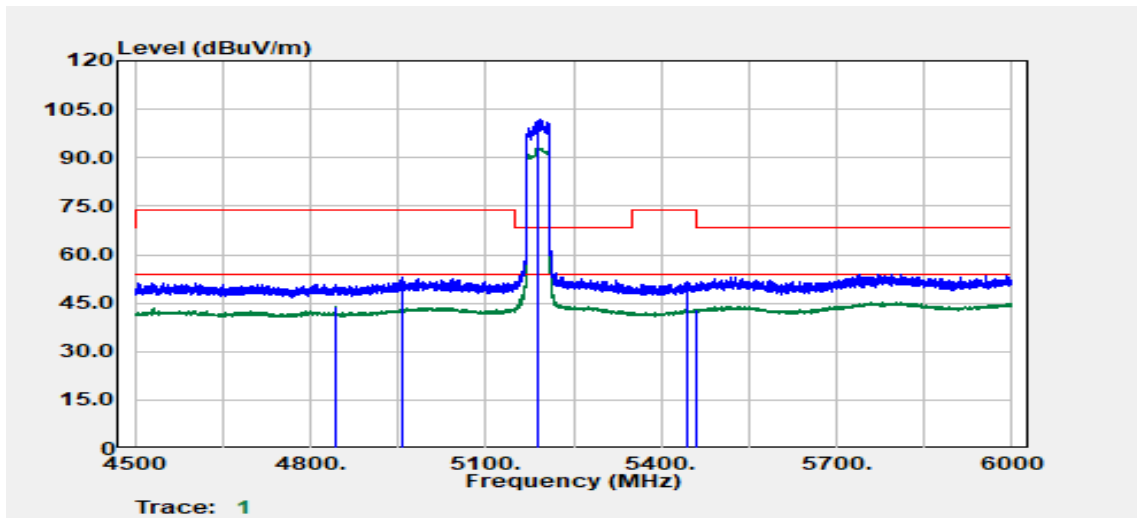
Freq. (MHz)	Detector Mode (PK/QP/AV)	Spectrum Reading Level (dBμV)	Factor (dB)	Actual FS (dBμV/m)	Limit @3m (dBμV/m)	Margin (dB)
4843.50	Peak	43.00	10.35	53.34	74.00	-20.66
4843.80	Average	36.91	10.35	47.26	54.00	-6.74
5180.00	Peak	92.09	12.10	104.19	--	--
5180.00	Average	83.74	12.10	95.84	--	--
5427.30	Peak	38.97	12.35	51.32	74.00	-22.68
5449.80	Average	30.85	12.37	43.23	54.00	-10.77

Test Mode	IEEE 802.11ax HE20 / 5180 MHz	Temp/Hum	25.1(°C)/ 59%RH
Test Item	Band Edge	Test Date	May 12, 2023
Polarize	Horizontal	Test Engineer	Ray Li
Detector	Peak & Average		



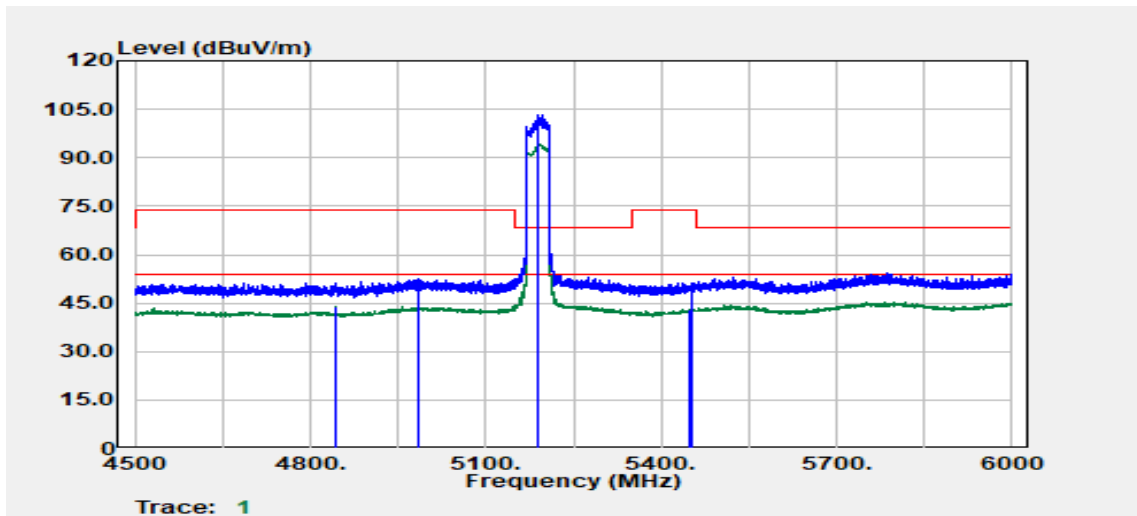
Freq. (MHz)	Detector Mode (PK/QP/AV)	Spectrum Reading Level (dBμV)	Factor (dB)	Actual FS (dBμV/m)	Limit @3m (dBμV/m)	Margin (dB)
5001.00	Peak	41.01	11.62	52.63	74.00	-21.37
5019.60	Average	32.11	11.74	43.86	54.00	-10.14
5180.00	Peak	90.50	12.10	102.60	--	--
5180.00	Average	83.25	12.10	95.35	--	--
5450.70	Peak	39.31	12.38	51.69	74.00	-22.31
5458.20	Average	30.69	12.40	43.09	54.00	-10.91

Test Mode	IEEE 802.11ax HE40 / 5190 MHz	Temp/Hum	25.1(°C)/ 59%RH
Test Item	Band Edge	Test Date	May 12, 2023
Polarize	Vertical	Test Engineer	Ray Li
Detector	Peak & Average		



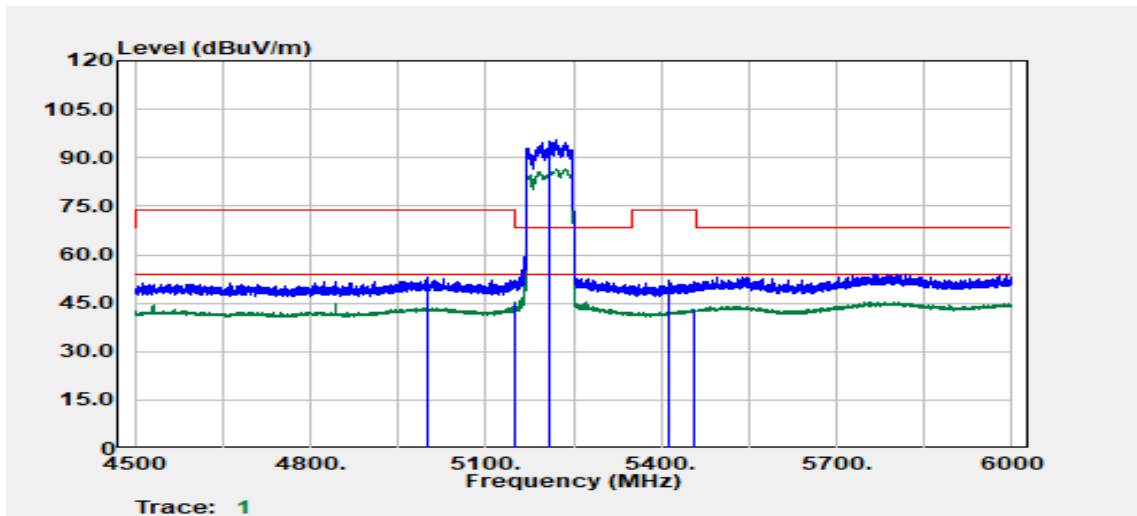
Freq. (MHz)	Detector Mode (PK/QP/AV)	Spectrum Reading Level (dBμV)	Factor (dB)	Actual FS (dBμV/m)	Limit @3m (dBμV/m)	Margin (dB)
4843.80	Average	33.76	10.35	44.11	54.00	-9.89
4957.80	Peak	41.70	11.23	52.93	74.00	-21.07
5190.00	Peak	89.65	12.08	101.73	--	--
5190.00	Average	80.86	12.08	92.94	--	--
5442.60	Peak	39.28	12.37	51.64	74.00	-22.36
5459.40	Average	30.56	12.41	42.97	54.00	-11.03

Test Mode	IEEE 802.11ax HE40 / 5190 MHz	Temp/Hum	25.1(°C)/ 59%RH
Test Item	Band Edge	Test Date	May 12, 2023
Polarize	Horizontal	Test Engineer	Ray Li
Detector	Peak & Average		



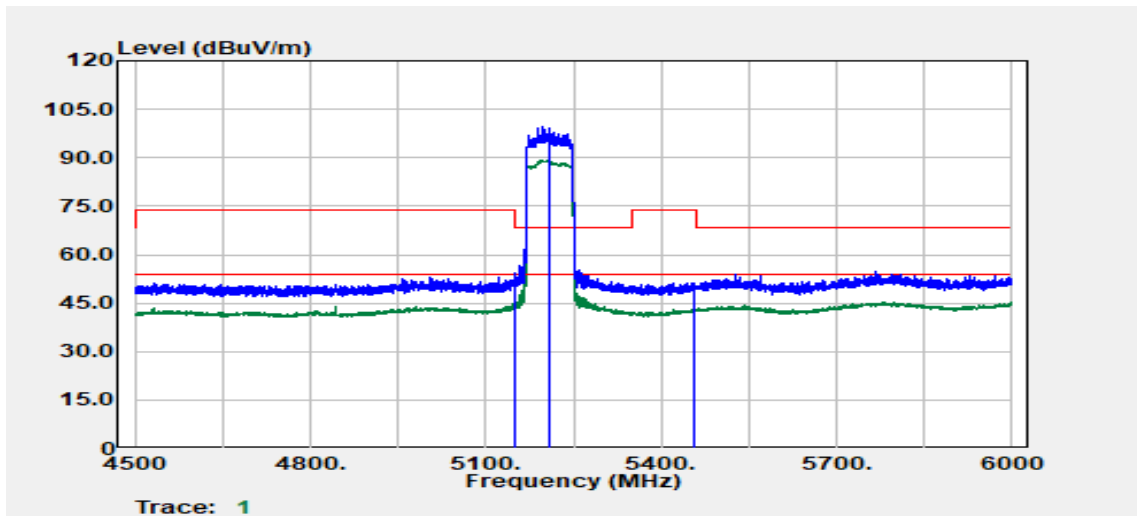
Freq. (MHz)	Detector Mode (PK/QP/AV)	Spectrum Reading Level (dBμV)	Factor (dB)	Actual FS (dBμV/m)	Limit @3m (dBμV/m)	Margin (dB)
4843.80	Average	33.54	10.35	43.89	54.00	-10.11
4984.50	Peak	41.17	11.47	52.64	74.00	-21.36
5190.00	Peak	91.08	12.08	103.16	--	--
5190.00	Average	82.20	12.08	94.28	--	--
5446.80	Average	30.63	12.37	43.00	54.00	-11.00
5450.70	Peak	38.84	12.38	51.22	74.00	-22.78

Test Mode	IEEE 802.11ax HE80 / 5210 MHz	Temp/Hum	25.1(°C)/ 59%RH
Test Item	Band Edge	Test Date	May 12, 2023
Polarize	Vertical	Test Engineer	Ray Li
Detector	Peak & Average		



Freq. (MHz)	Detector Mode (PK/QP/AV)	Spectrum Reading Level (dB μ V)	Factor (dB)	Actual FS (dB μ V/m)	Limit @3m (dB μ V/m)	Margin (dB)
4998.60	Peak	41.21	11.60	52.81	74.00	-21.19
5149.80	Average	32.91	12.16	45.07	54.00	-8.93
5210.00	Peak	83.33	12.06	95.38	--	--
5210.00	Average	74.47	12.06	86.53	--	--
5411.70	Peak	39.60	12.33	51.93	74.00	-22.07
5457.30	Average	30.78	12.40	43.18	54.00	-10.82

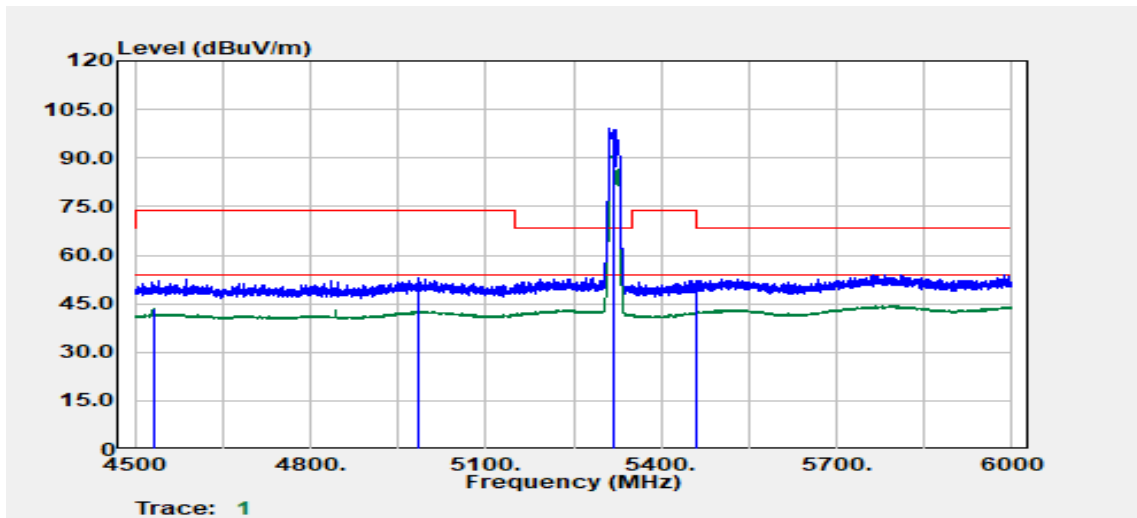
Test Mode	IEEE 802.11ax HE80 / 5210 MHz	Temp/Hum	25.1(°C)/ 59%RH
Test Item	Band Edge	Test Date	May 12, 2023
Polarize	Horizontal	Test Engineer	Ray Li
Detector	Peak & Average		



Freq. (MHz)	Detector Mode (PK/QP/AV)	Spectrum Reading Level (dBμV)	Factor (dB)	Actual FS (dBμV/m)	Limit @3m (dBμV/m)	Margin (dB)
5149.20	Peak	42.14	12.16	54.30	74.00	-19.70
5149.80	Average	34.45	12.16	46.61	54.00	-7.39
5210.00	Peak	87.47	12.06	99.53	--	--
5210.00	Average	77.15	12.06	89.21	--	--
5457.30	Peak	38.92	12.40	51.32	74.00	-22.68
5457.30	Average	30.70	12.40	43.10	54.00	-10.90

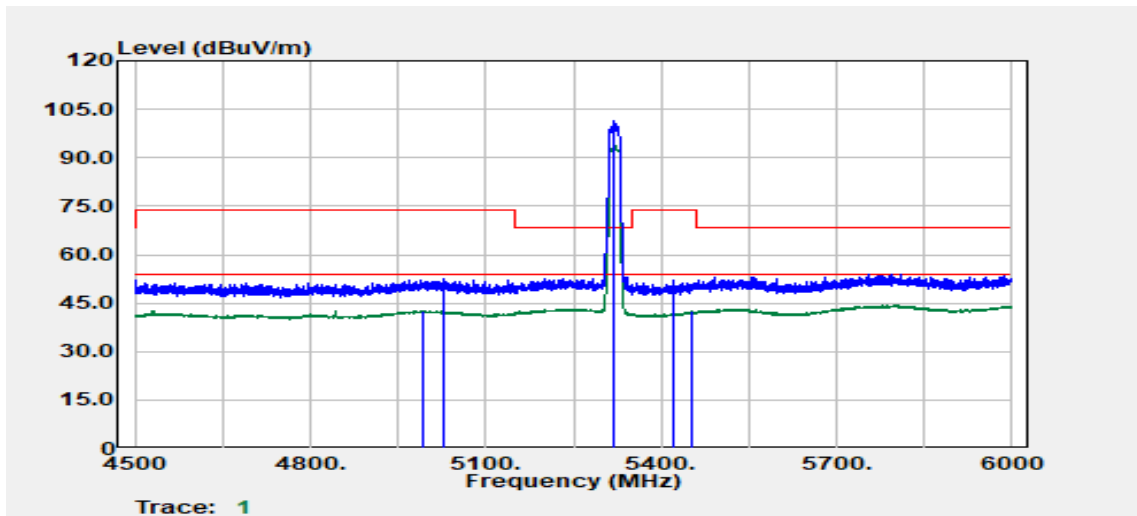
Test Data for UNII-2a

Test Mode	IEEE 802.11n HT20 / 5320 MHz	Temp/Hum	25.1(°C) / 59%RH
Test Item	Band Edge	Test Date	May 12, 2023
Polarize	Vertical	Test Engineer	Ray Li
Detector	Peak & Average		



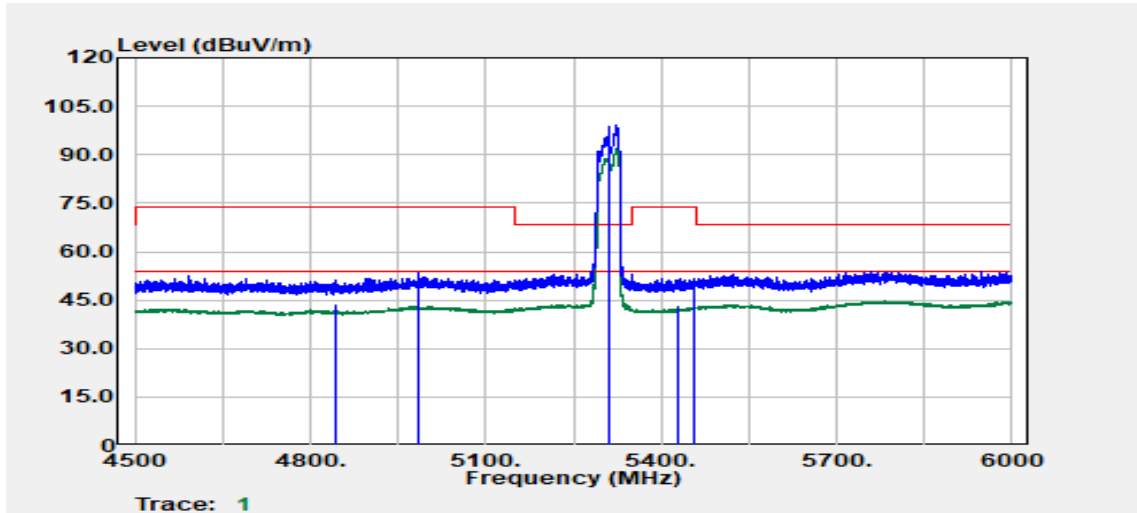
Freq. (MHz)	Detector Mode (PK/QP/AV)	Spectrum Reading Level (dBμV)	Factor (dB)	Actual FS (dBμV/m)	Limit @3m (dBμV/m)	Margin (dB)
4531.20	Average	32.46	10.95	43.41	54.00	-10.59
4986.60	Peak	41.39	11.49	52.88	74.00	-21.12
5320.00	Peak	86.81	12.14	98.95	--	--
5320.00	Average	79.86	12.14	92.00	--	--
5458.80	Average	29.80	12.41	42.20	54.00	-11.80
5459.70	Peak	39.72	12.41	52.13	74.00	-21.87

Test Mode	IEEE 802.11n HT20 / 5320 MHz	Temp/Hum	25.1(°C)/ 59%RH
Test Item	Band Edge	Test Date	May 12, 2023
Polarize	Horizontal	Test Engineer	Ray Li
Detector	Peak & Average		



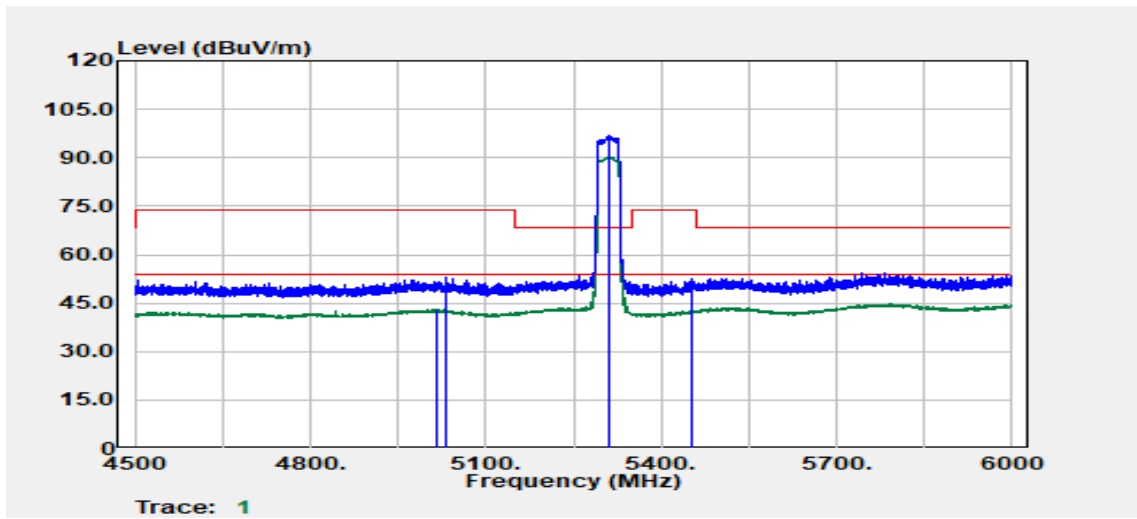
Freq. (MHz)	Detector Mode (PK/QP/AV)	Spectrum Reading Level (dBμV)	Factor (dB)	Actual FS (dBμV/m)	Limit @3m (dBμV/m)	Margin (dB)
4991.10	Average	31.17	11.53	42.70	54.00	-11.30
5029.20	Peak	40.51	11.81	52.32	74.00	-21.68
5320.00	Peak	89.20	12.14	101.34	--	--
5320.00	Average	81.72	12.14	93.86	--	--
5421.30	Peak	39.59	12.34	51.94	74.00	-22.06
5453.70	Average	30.00	12.39	42.39	54.00	-11.61

Test Mode	IEEE 802.11n HT40 / 5310 MHz	Temp/Hum	25.1(°C)/ 59%RH
Test Item	Band Edge	Test Date	May 12, 2023
Polarize	Vertical	Test Engineer	Tony Chao
Detector	Peak & Average		



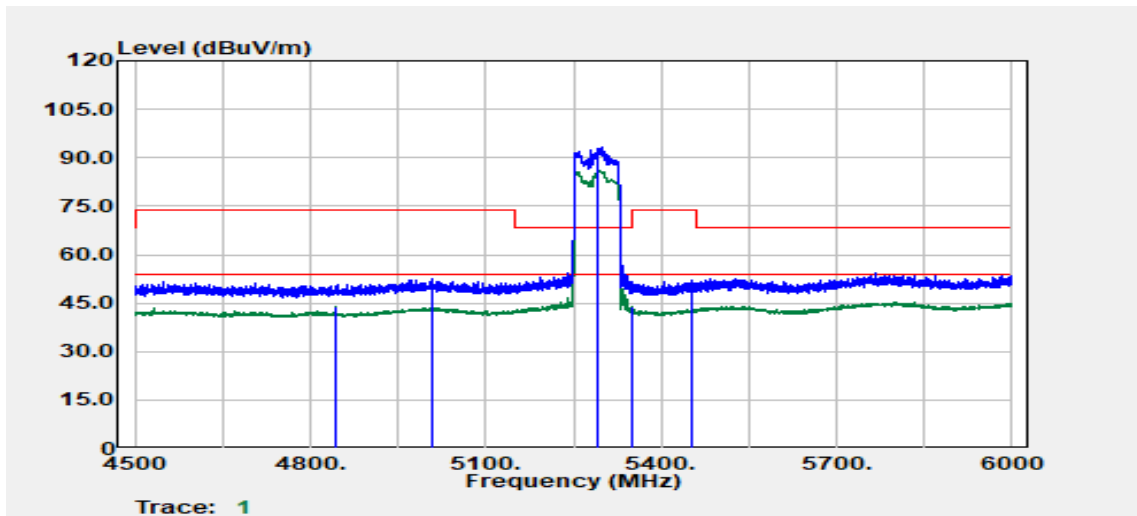
Freq. (MHz)	Detector Mode (PK/QP/AV)	Spectrum Reading Level (dBμV)	Factor (dB)	Actual FS (dBμV/m)	Limit @3m (dBμV/m)	Margin (dB)
4843.56	Average	33.19	10.35	43.54	54.00	-10.46
4984.08	Peak	42.05	11.47	53.51	74.00	-20.49
5310.00	Peak	86.91	12.15	99.05	--	--
5310.00	Average	79.82	12.15	91.97	--	--
5430.16	Average	30.63	12.35	42.98	54.00	-11.02
5455.91	Peak	39.44	12.40	51.83	74.00	-22.17

Test Mode	IEEE 802.11n HT40 / 5310 MHz	Temp/Hum	25.1(°C)/ 59%RH
Test Item	Band Edge	Test Date	May 12, 2023
Polarize	Horizontal	Test Engineer	Tony Chao
Detector	Peak & Average		



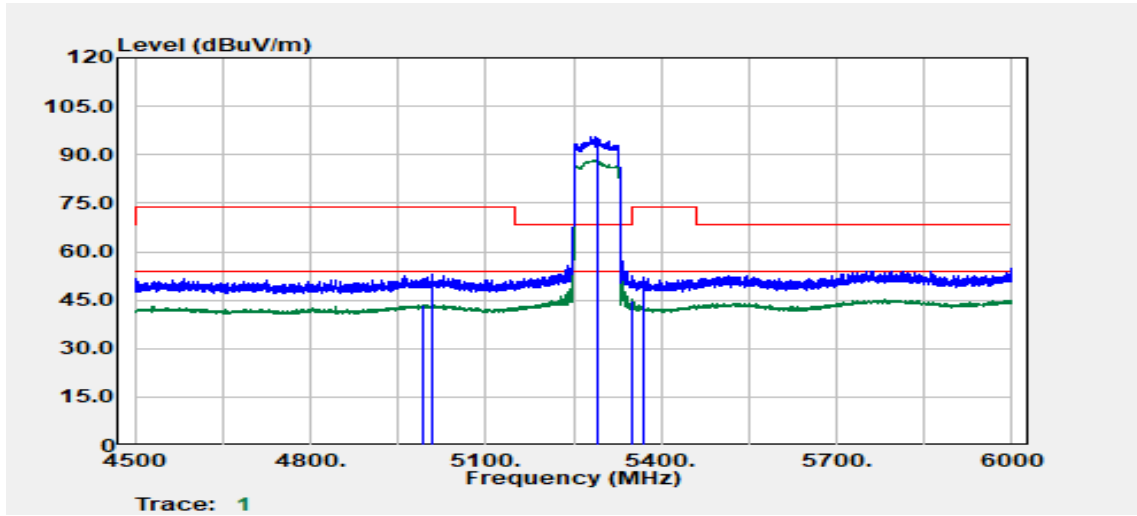
Freq. (MHz)	Detector Mode (PK/QP/AV)	Spectrum Reading Level (dBμV)	Factor (dB)	Actual FS (dBμV/m)	Limit @3m (dBμV/m)	Margin (dB)
5016.59	Average	31.47	11.72	43.19	54.00	-10.81
5030.34	Peak	40.94	11.82	52.76	74.00	-21.24
5310.00	Peak	84.67	12.15	96.82	--	--
5310.00	Average	78.31	12.15	90.46	--	--
5453.66	Peak	40.00	12.39	52.39	74.00	-21.61
5454.16	Average	30.45	12.39	42.84	54.00	-11.16

Test Mode	IEEE 802.11ac VHT80 / 5290 MHz	Temp/Hum	25.1(°C)/ 59%RH
Test Item	Band Edge	Test Date	May 12, 2023
Polarize	Vertical	Test Engineer	Ray Li
Detector	Peak & Average		



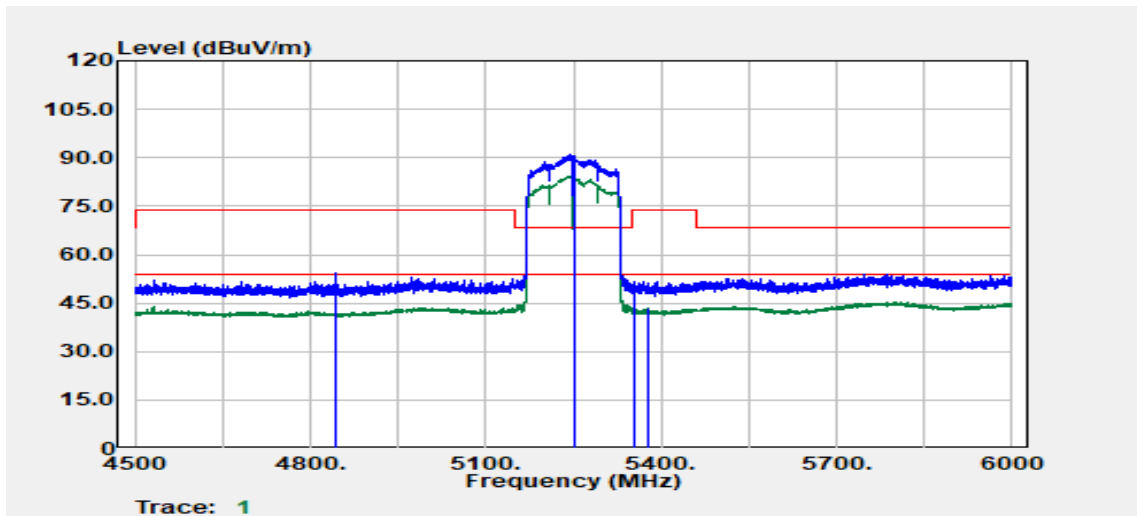
Freq. (MHz)	Detector Mode (PK/QP/AV)	Spectrum Reading Level (dBμV)	Factor (dB)	Actual FS (dBμV/m)	Limit @3m (dBμV/m)	Margin (dB)
4843.80	Average	33.54	10.35	43.89	54.00	-10.11
5007.00	Peak	40.84	11.66	52.50	74.00	-21.50
5290.00	Peak	81.15	12.13	93.28	--	--
5290.00	Average	73.88	12.13	86.01	--	--
5350.80	Average	31.66	12.13	43.80	54.00	-10.20
5453.10	Peak	39.57	12.39	51.95	74.00	-22.05

Test Mode	IEEE 802.11ac VHT80 / 5290 MHz	Temp/Hum	25.1(°C)/ 59%RH
Test Item	Band Edge	Test Date	May 12, 2023
Polarize	Horizontal	Test Engineer	Ray Li
Detector	Peak & Average		



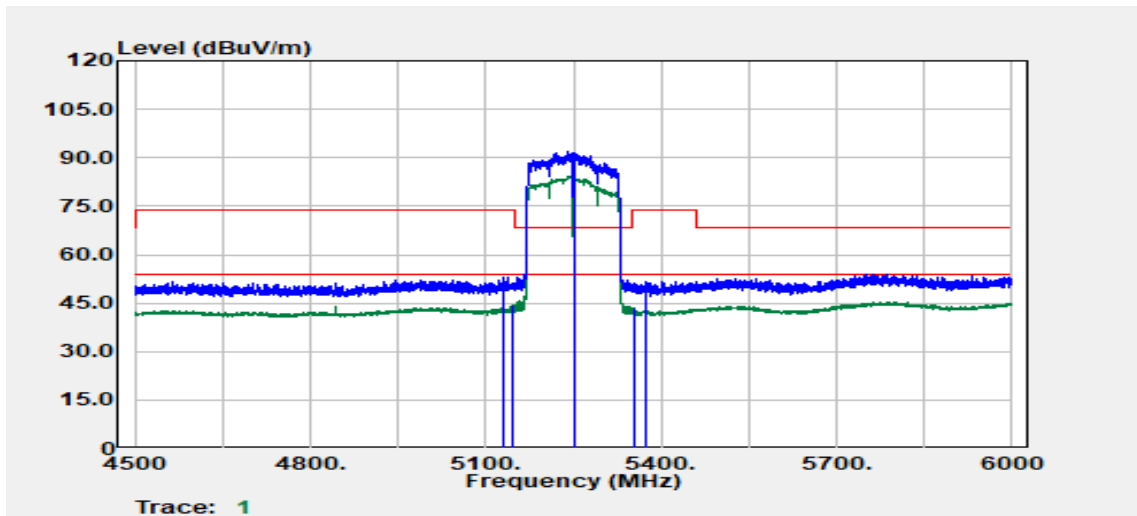
Freq. (MHz)	Detector Mode (PK/QP/AV)	Spectrum Reading Level (dBμV)	Factor (dB)	Actual FS (dBμV/m)	Limit @3m (dBμV/m)	Margin (dB)
4992.60	Average	31.99	11.54	43.53	54.00	-10.47
5007.90	Peak	41.38	11.66	53.04	74.00	-20.96
5290.00	Peak	83.61	12.13	95.73	--	--
5290.00	Average	76.35	12.13	88.48	--	--
5350.20	Average	32.68	12.13	44.81	54.00	-9.19
5370.00	Peak	39.65	12.21	51.85	74.00	-22.15

Test Mode	IEEE 802.11ac VHT160 / 5250 MHz	Temp/Hum	25.1(°C)/ 59%RH
Test Item	Band Edge	Test Date	May 12, 2023
Polarize	Vertical	Test Engineer	Ray Li
Detector	Peak & Average		



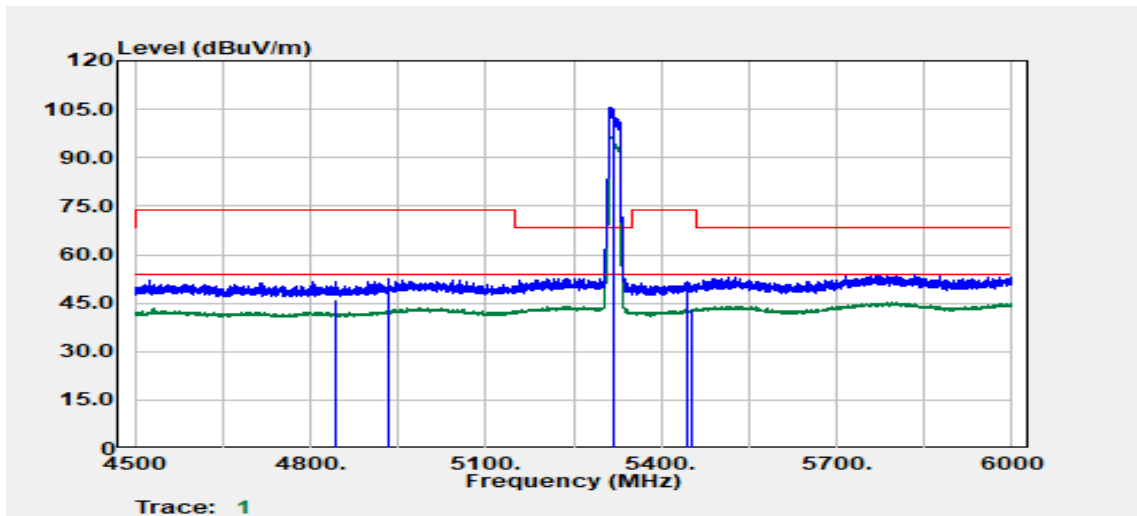
Freq. (MHz)	Detector Mode (PK/QP/AV)	Spectrum Reading Level (dBμV)	Factor (dB)	Actual FS (dBμV/m)	Limit @3m (dBμV/m)	Margin (dB)
4843.80	Peak	43.90	10.35	54.25	74.00	-19.75
4843.80	Average	35.54	10.35	45.89	54.00	-8.11
5250.00	Peak	78.80	12.04	90.84	--	--
5250.00	Average	72.41	12.04	84.45	--	--
5355.30	Peak	39.62	12.15	51.77	74.00	-22.23
5378.10	Average	31.19	12.24	43.43	54.00	-10.57

Test Mode	IEEE 802.11ac VHT160 / 5250 MHz	Temp/Hum	25.1(°C)/ 59%RH
Test Item	Band Edge	Test Date	May 12, 2023
Polarize	Horizontal	Test Engineer	Ray Li
Detector	Peak & Average		



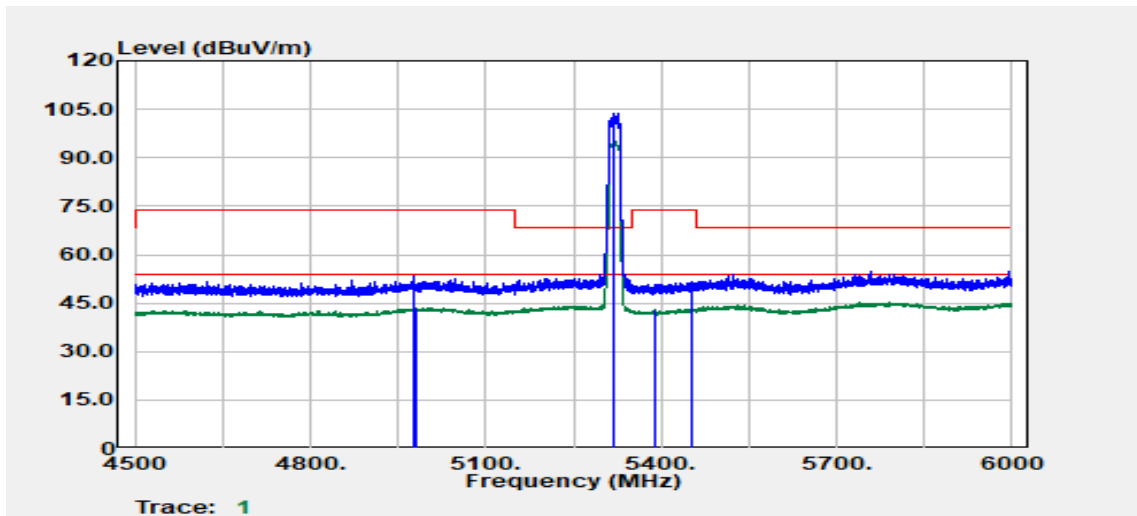
Freq. (MHz)	Detector Mode (PK/QP/AV)	Spectrum Reading Level (dBμV)	Factor (dB)	Actual FS (dBμV/m)	Limit @3m (dBμV/m)	Margin (dB)
5130.90	Peak	40.85	12.12	52.97	74.00	-21.03
5146.80	Average	32.06	12.15	44.21	54.00	-9.79
5250.00	Peak	79.75	12.04	91.79	--	--
5250.00	Average	72.35	12.04	84.39	--	--
5355.00	Average	31.25	12.15	43.40	54.00	-10.60
5373.60	Peak	39.53	12.22	51.75	74.00	-22.25

Test Mode	IEEE 802.11ax HE20 / 5320 MHz	Temp/Hum	25.1(°C)/ 59%RH
Test Item	Band Edge	Test Date	May 12, 2023
Polarize	Vertical	Test Engineer	Ray Li
Detector	Peak & Average		



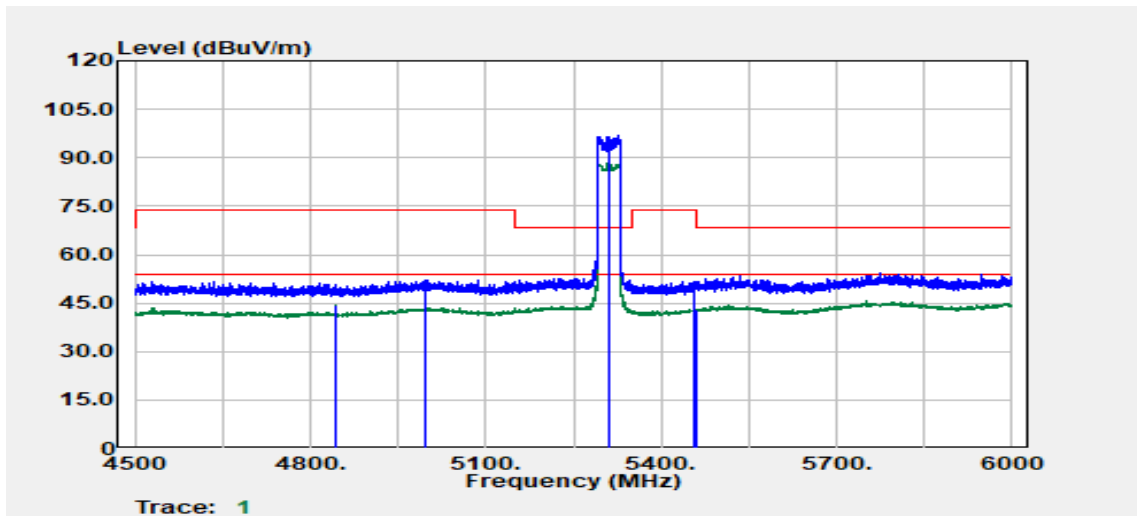
Freq. (MHz)	Detector Mode (PK/QP/AV)	Spectrum Reading Level (dBμV)	Factor (dB)	Actual FS (dBμV/m)	Limit @3m (dBμV/m)	Margin (dB)
4843.80	Average	35.17	10.35	45.52	54.00	-8.48
4934.40	Peak	41.30	11.04	52.34	74.00	-21.66
5320.00	Peak	93.33	12.14	105.47	--	--
5320.00	Average	84.43	12.14	96.58	--	--
5443.80	Peak	39.11	12.37	51.47	74.00	-22.53
5452.50	Average	30.82	12.38	43.21	54.00	-10.79

Test Mode	IEEE 802.11ax HE20 / 5320 MHz	Temp/Hum	25.1(°C)/ 59%RH
Test Item	Band Edge	Test Date	May 12, 2023
Polarize	Horizontal	Test Engineer	Ray Li
Detector	Peak & Average		



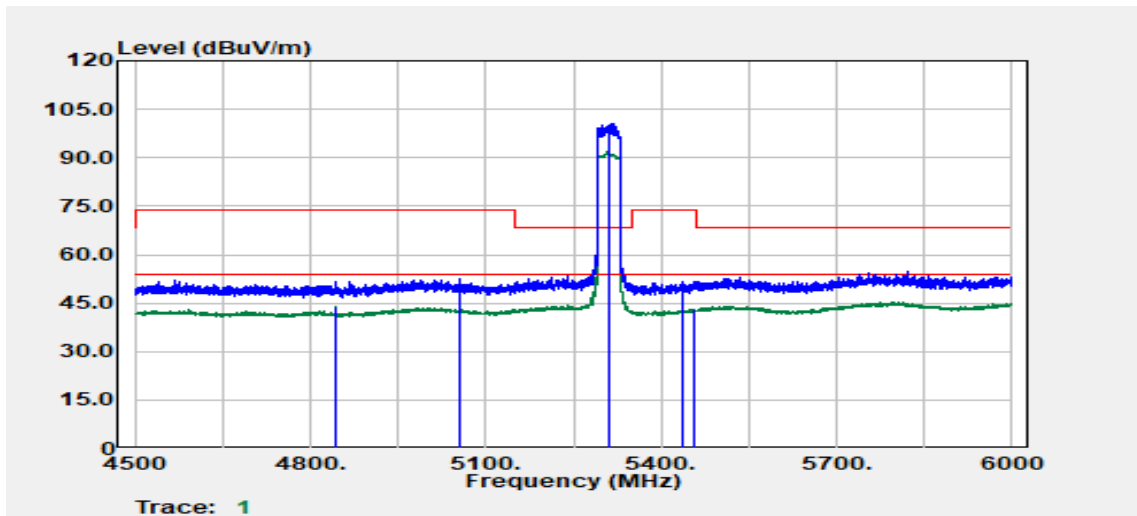
Freq. (MHz)	Detector Mode (PK/QP/AV)	Spectrum Reading Level (dBμV)	Factor (dB)	Actual FS (dBμV/m)	Limit @3m (dBμV/m)	Margin (dB)
4977.30	Peak	41.98	11.40	53.38	74.00	-20.62
4980.30	Average	32.22	11.43	43.65	54.00	-10.35
5320.00	Peak	91.43	12.14	103.57	--	--
5320.00	Average	82.94	12.14	95.09	--	--
5389.50	Average	30.90	12.28	43.18	54.00	-10.82
5451.60	Peak	39.26	12.38	51.64	74.00	-22.36

Test Mode	IEEE 802.11ax HE40 / 5310 MHz	Temp/Hum	25.1(°C)/ 59%RH
Test Item	Band Edge	Test Date	May 12, 2023
Polarize	Vertical	Test Engineer	Ray Li
Detector	Peak & Average		



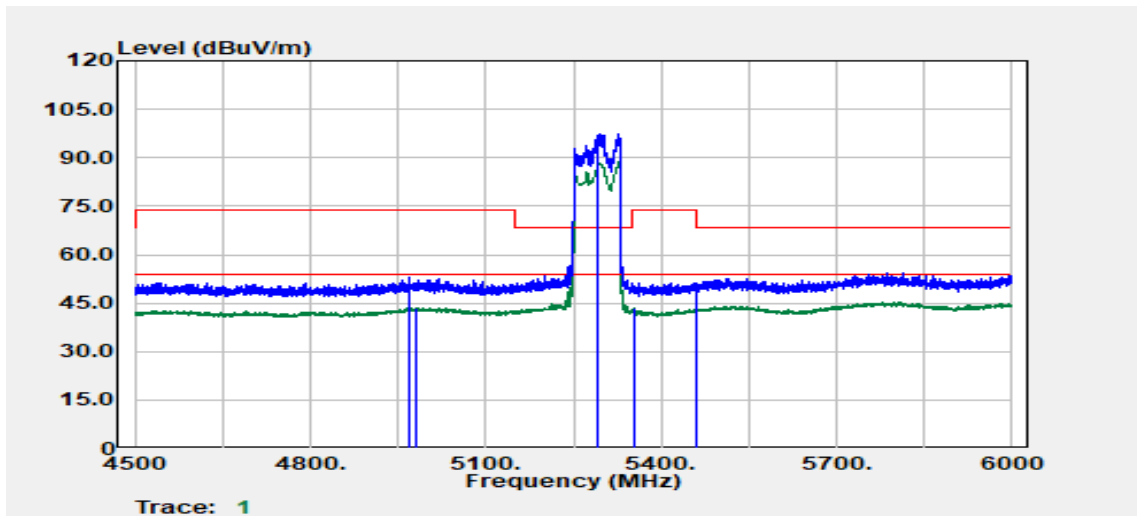
Freq. (MHz)	Detector Mode (PK/QP/AV)	Spectrum Reading Level (dBμV)	Factor (dB)	Actual FS (dBμV/m)	Limit @3m (dBμV/m)	Margin (dB)
4843.80	Average	33.88	10.35	44.23	54.00	-9.77
4997.40	Peak	40.66	11.59	52.24	74.00	-21.76
5310.00	Peak	84.82	12.15	96.96	--	--
5310.00	Average	76.27	12.15	88.42	--	--
5455.20	Peak	39.39	12.39	51.78	74.00	-22.22
5458.50	Average	30.57	12.40	42.97	54.00	-11.03

Test Mode	IEEE 802.11ax HE40 / 5310 MHz	Temp/Hum	25.1(°C)/ 59%RH
Test Item	Band Edge	Test Date	May 12, 2023
Polarize	Horizontal	Test Engineer	Ray Li
Detector	Peak & Average		



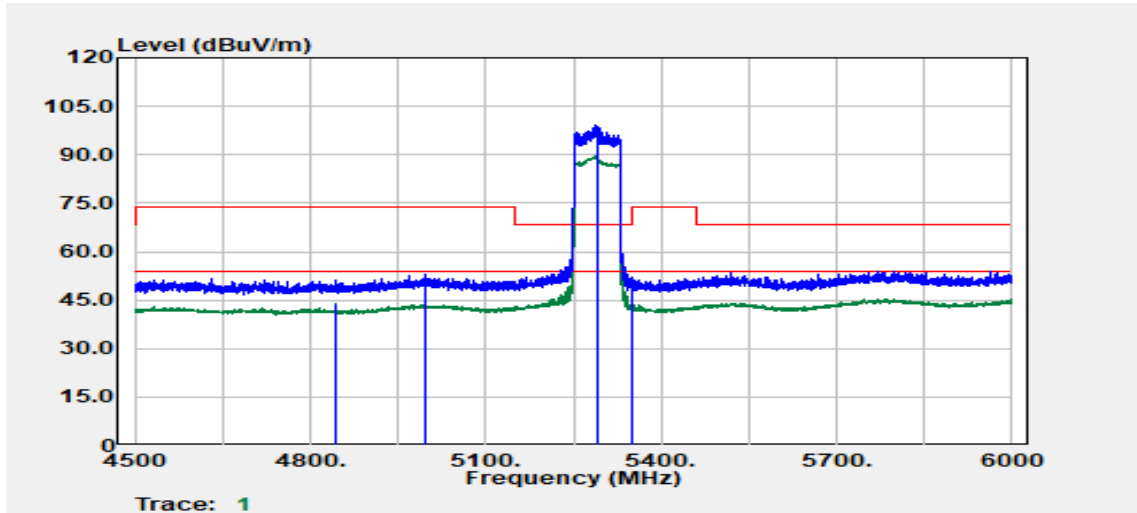
Freq. (MHz)	Detector Mode (PK/QP/AV)	Spectrum Reading Level (dBμV)	Factor (dB)	Actual FS (dBμV/m)	Limit @3m (dBμV/m)	Margin (dB)
4843.80	Average	33.79	10.35	44.14	54.00	-9.86
5056.80	Peak	40.45	11.96	52.41	74.00	-21.59
5310.00	Peak	88.59	12.15	100.74	--	--
5310.00	Average	79.67	12.15	91.82	--	--
5438.10	Peak	39.19	12.36	51.56	74.00	-22.44
5457.60	Average	30.76	12.40	43.16	54.00	-10.84

Test Mode	IEEE 802.11ax HE80 / 5290 MHz	Temp/Hum	25.1(°C)/ 59%RH
Test Item	Band Edge	Test Date	May 12, 2023
Polarize	Vertical	Test Engineer	Ray Li
Detector	Peak & Average		



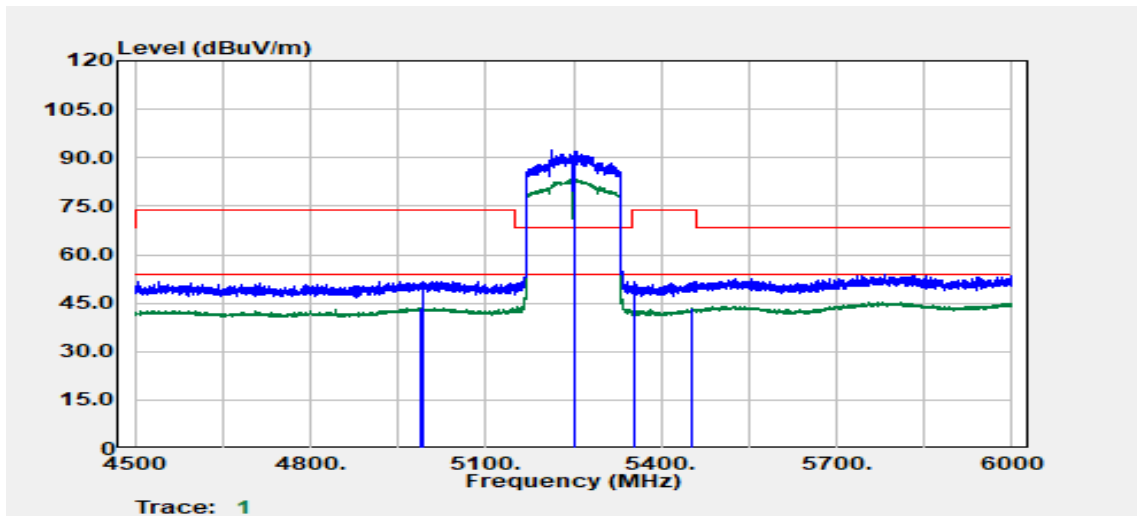
Freq. (MHz)	Detector Mode (PK/QP/AV)	Spectrum Reading Level (dBμV)	Factor (dB)	Actual FS (dBμV/m)	Limit @3m (dBμV/m)	Margin (dB)
4968.60	Peak	41.81	11.32	53.13	74.00	-20.87
4980.00	Average	32.06	11.43	43.49	54.00	-10.51
5290.00	Peak	85.45	12.13	97.58	--	--
5290.00	Average	76.71	12.13	88.84	--	--
5353.80	Average	31.50	12.14	43.65	54.00	-10.35
5458.80	Peak	38.98	12.41	51.39	74.00	-22.61

Test Mode	IEEE 802.11ax HE80 / 5290 MHz	Temp/Hum	25.1(°C)/ 59%RH
Test Item	Band Edge	Test Date	May 12, 2023
Polarize	Horizontal	Test Engineer	Ray Li
Detector	Peak & Average		



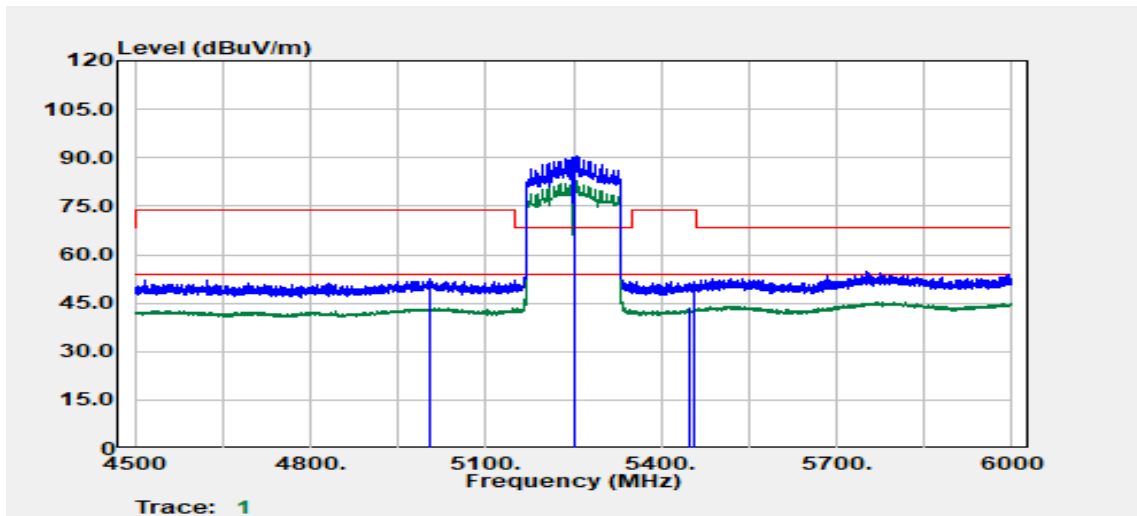
Freq. (MHz)	Detector Mode (PK/QP/AV)	Spectrum Reading Level (dBμV)	Factor (dB)	Actual FS (dBμV/m)	Limit @3m (dBμV/m)	Margin (dB)
4843.80	Average	33.57	10.35	43.92	54.00	-10.08
4994.70	Peak	41.25	11.56	52.82	74.00	-21.18
5290.00	Peak	87.04	12.13	99.17	--	--
5290.00	Average	77.36	12.13	89.49	--	--
5350.20	Average	33.02	12.13	45.16	54.00	-8.84
5350.80	Peak	40.05	12.13	52.18	74.00	-21.82

Test Mode	IEEE 802.11ax HE160 / 5250 MHz	Temp/Hum	25.1(°C)/ 59%RH
Test Item	Band Edge	Test Date	May 12, 2023
Polarize	Vertical	Test Engineer	Ray Li
Detector	Peak & Average		



Freq. (MHz)	Detector Mode (PK/QP/AV)	Spectrum Reading Level (dBμV)	Factor (dB)	Actual FS (dBμV/m)	Limit @3m (dBμV/m)	Margin (dB)
4987.50	Average	31.89	11.50	43.38	54.00	-10.62
4992.90	Peak	40.18	11.55	51.72	74.00	-22.28
5250.00	Peak	80.54	12.04	92.58	--	--
5250.00	Average	71.65	12.04	83.69	--	--
5355.60	Peak	39.59	12.15	51.74	74.00	-22.26
5452.20	Average	31.10	12.38	43.48	54.00	-10.52

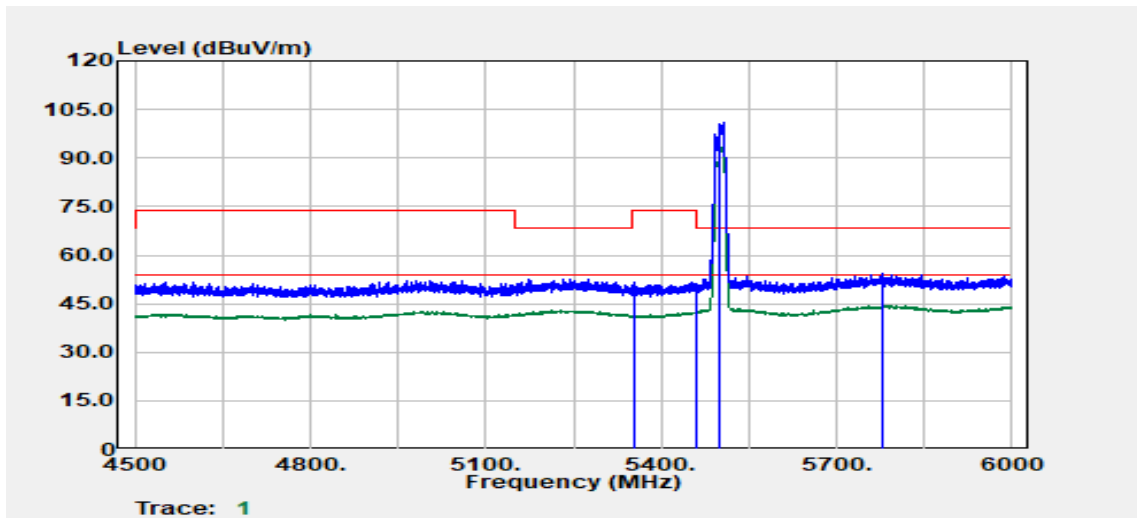
Test Mode	IEEE 802.11ax HE160 / 5250 MHz	Temp/Hum	25.1(°C)/ 59%RH
Test Item	Band Edge	Test Date	May 12, 2023
Polarize	Horizontal	Test Engineer	Ray Li
Detector	Peak & Average		



Freq. (MHz)	Detector Mode (PK/QP/AV)	Spectrum Reading Level (dBμV)	Factor (dB)	Actual FS (dBμV/m)	Limit @3m (dBμV/m)	Margin (dB)
5003.70	Average	31.92	11.64	43.56	54.00	-10.44
5004.60	Peak	40.70	11.64	52.34	74.00	-21.66
5250.00	Peak	78.52	12.04	90.56	--	--
5250.00	Average	70.62	12.04	82.66	--	--
5449.50	Average	30.91	12.37	43.28	54.00	-10.72
5458.20	Peak	39.43	12.40	51.83	74.00	-22.17

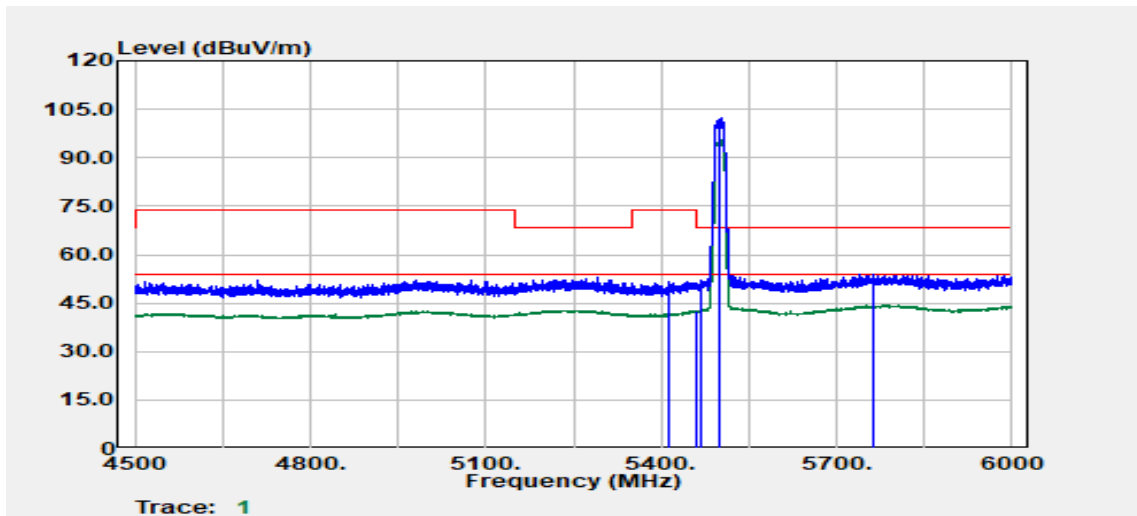
Test Data for UNII-2c

Test Mode	IEEE 802.11n HT20 / 5500 MHz	Temp/Hum	25.1(°C) / 59%RH
Test Item	Band Edge	Test Date	May 12, 2023
Polarize	Vertical	Test Engineer	Ray Li
Detector	Peak & Average		



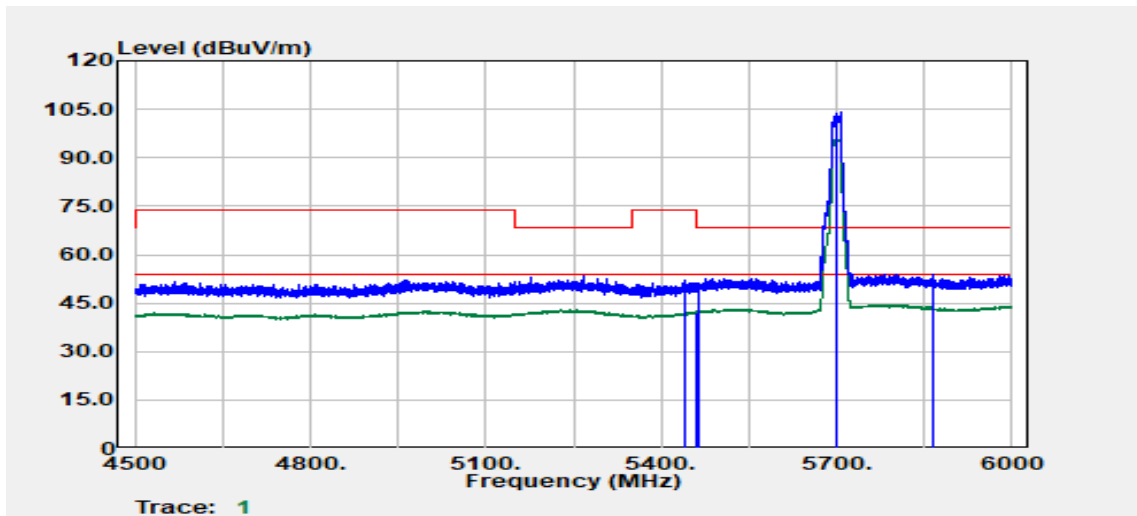
Freq. (MHz)	Detector Mode (PK/QP/AV)	Spectrum Reading Level (dBμV)	Factor (dB)	Actual FS (dBμV/m)	Limit @3m (dBμV/m)	Margin (dB)
5352.60	Peak	39.34	12.14	51.48	74.00	-22.52
5459.70	Average	29.99	12.41	42.40	54.00	-11.60
5462.10	Peak	38.65	12.42	51.07	68.20	-17.13
5500.00	Peak	88.44	12.55	100.99	--	--
5500.00	Average	80.80	12.55	93.35	--	--
5777.10	Peak	40.41	14.00	54.41	68.20	-13.79

Test Mode	IEEE 802.11n HT20 / 5500 MHz	Temp/Hum	25.1(°C)/ 59%RH
Test Item	Band Edge	Test Date	May 12, 2023
Polarize	Horizontal	Test Engineer	Ray Li
Detector	Peak & Average		



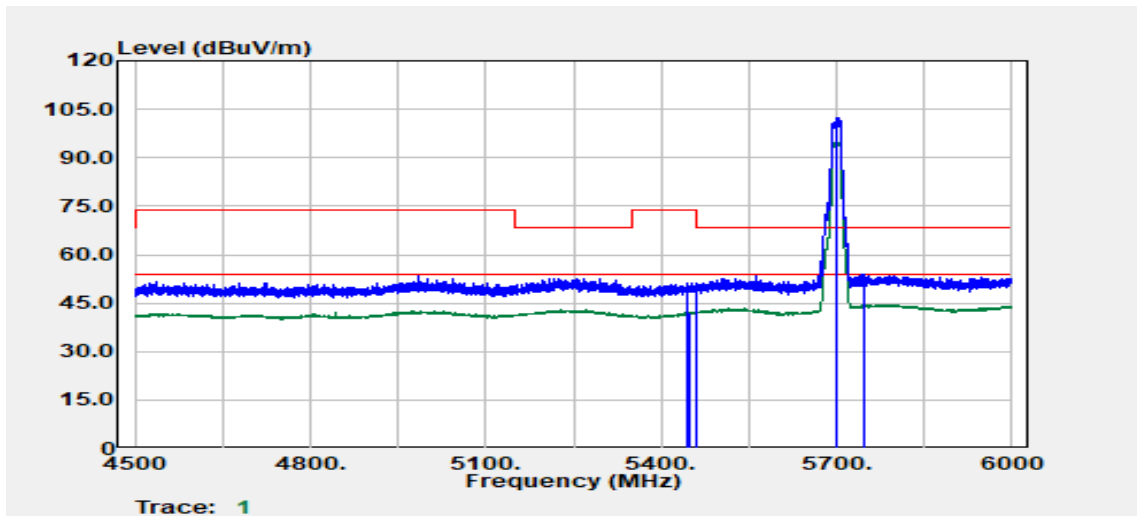
Freq. (MHz)	Detector Mode (PK/QP/AV)	Spectrum Reading Level (dBμV)	Factor (dB)	Actual FS (dBμV/m)	Limit @3m (dBμV/m)	Margin (dB)
5415.00	Peak	39.43	12.34	51.77	74.00	-22.23
5460.00	Average	30.12	12.41	42.53	54.00	-11.47
5468.40	Peak	39.57	12.44	52.01	68.20	-16.19
5500.00	Peak	89.61	12.55	102.16	--	--
5500.00	Average	83.04	12.55	95.59	--	--
5761.80	Peak	40.08	13.90	53.98	68.20	-14.22

Test Mode	IEEE 802.11n HT20 / 5700 MHz	Temp/Hum	25.1(°C)/ 59%RH
Test Item	Band Edge	Test Date	May 12, 2023
Polarize	Vertical	Test Engineer	Tony Chao
Detector	Peak & Average		



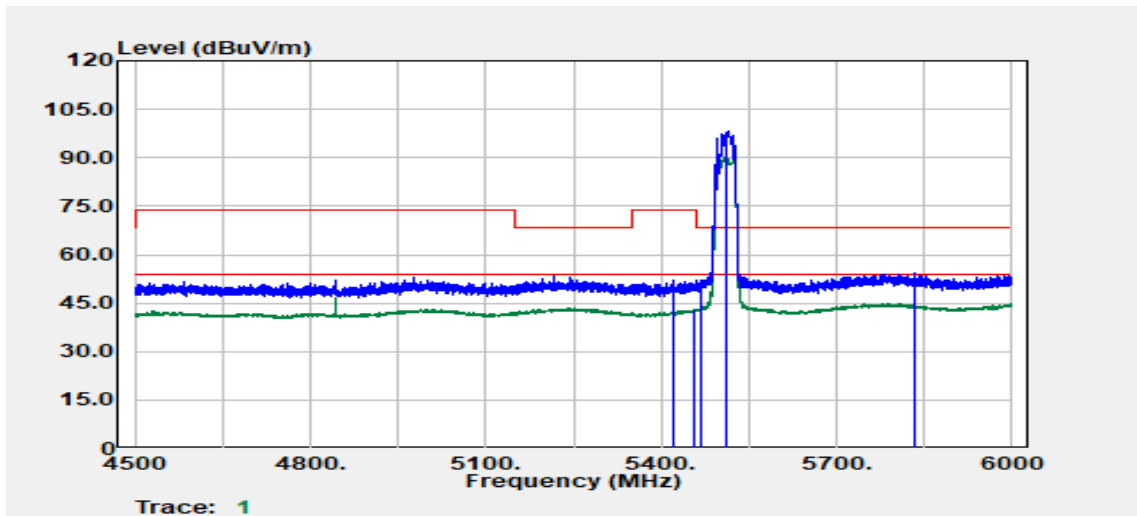
Freq. (MHz)	Detector Mode (PK/QP/AV)	Spectrum Reading Level (dBμV)	Factor (dB)	Actual FS (dBμV/m)	Limit @3m (dBμV/m)	Margin (dB)
5438.66	Peak	39.69	12.36	52.05	74.00	-21.95
5459.91	Average	29.84	12.41	42.25	54.00	-11.75
5464.91	Peak	38.95	12.43	51.38	68.20	-16.82
5700.00	Peak	90.66	13.56	104.22	--	--
5700.00	Average	82.40	13.56	95.96	--	--
5863.98	Peak	39.75	14.02	53.78	68.20	-14.42

Test Mode	IEEE 802.11n HT20 / 5700 MHz	Temp/Hum	25.1(°C)/ 59%RH
Test Item	Band Edge	Test Date	May 12, 2023
Polarize	Horizontal	Test Engineer	Tony Chao
Detector	Peak & Average		



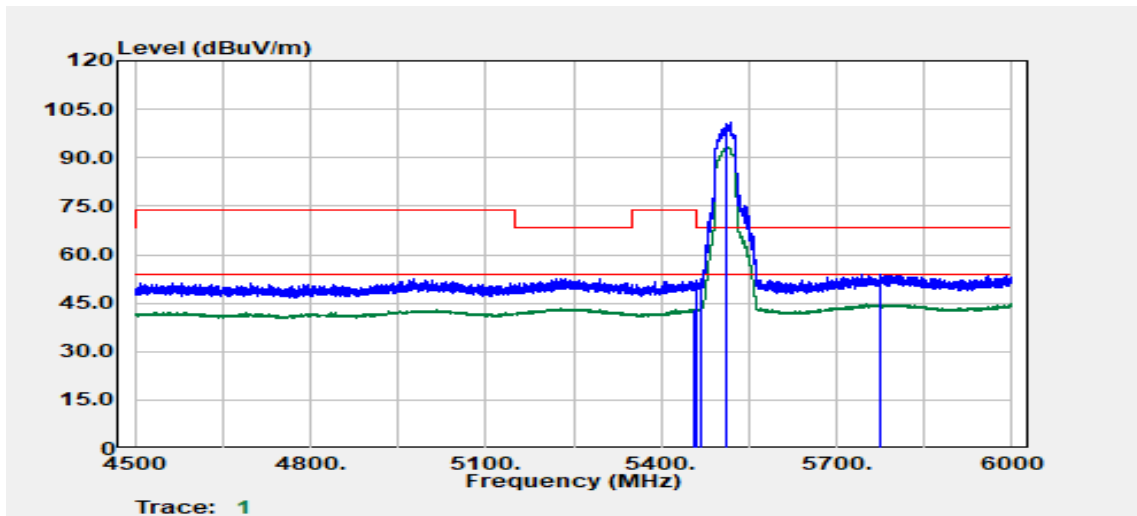
Freq. (MHz)	Detector Mode (PK/QP/AV)	Spectrum Reading Level (dBμV)	Factor (dB)	Actual FS (dBμV/m)	Limit @3m (dBμV/m)	Margin (dB)
5443.16	Peak	38.99	12.37	51.36	74.00	-22.64
5448.66	Average	29.87	12.37	42.24	54.00	-11.76
5460.66	Peak	38.68	12.41	51.10	68.20	-17.10
5700.00	Peak	88.81	13.56	102.37	--	--
5700.00	Average	81.80	13.56	95.36	--	--
5745.46	Peak	40.24	13.80	54.04	68.20	-14.16

Test Mode	IEEE 802.11n HT40 / 5510 MHz	Temp/Hum	25.1(°C)/ 59%RH
Test Item	Band Edge	Test Date	May 12, 2023
Polarize	Vertical	Test Engineer	Tony Chao
Detector	Peak & Average		



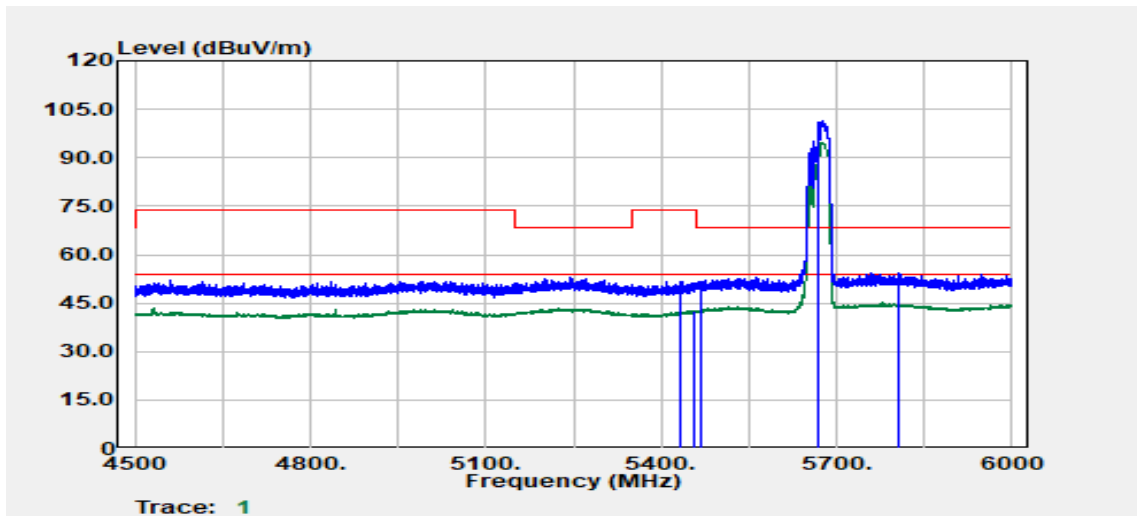
Freq. (MHz)	Detector Mode (PK/QP/AV)	Spectrum Reading Level (dBμV)	Factor (dB)	Actual FS (dBμV/m)	Limit @3m (dBμV/m)	Margin (dB)
5421.90	Peak	39.55	12.34	51.89	74.00	-22.11
5456.16	Average	30.84	12.40	43.23	54.00	-10.77
5467.66	Peak	39.53	12.44	51.96	68.20	-16.24
5510.00	Peak	85.49	12.62	98.12	--	--
5510.00	Average	77.50	12.62	90.13	--	--
5833.47	Peak	40.06	14.07	54.13	68.20	-14.07

Test Mode	IEEE 802.11n HT40 / 5510 MHz	Temp/Hum	25.1(°C)/ 59%RH
Test Item	Band Edge	Test Date	May 12, 2023
Polarize	Horizontal	Test Engineer	Tony Chao
Detector	Peak & Average		



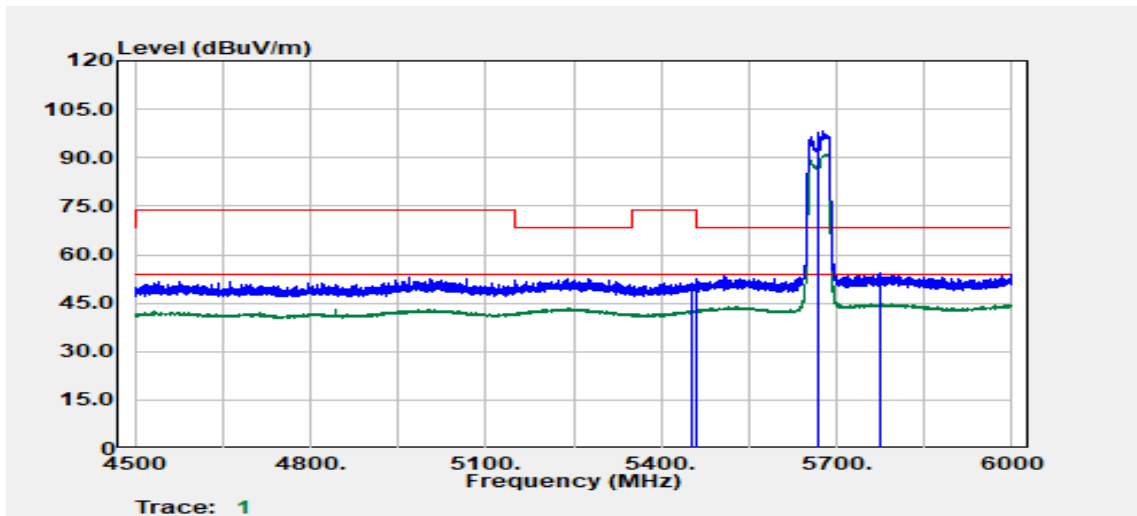
Freq. (MHz)	Detector Mode (PK/QP/AV)	Spectrum Reading Level (dBμV)	Factor (dB)	Actual FS (dBμV/m)	Limit @3m (dBμV/m)	Margin (dB)
5457.16	Average	30.60	12.40	43.00	54.00	-11.00
5458.91	Peak	39.67	12.41	52.08	74.00	-21.92
5467.66	Peak	39.92	12.44	52.36	68.20	-15.84
5510.00	Peak	88.41	12.62	101.03	--	--
5510.00	Average	80.76	12.62	93.38	--	--
5773.21	Peak	40.12	13.98	54.10	68.20	-14.10

Test Mode	IEEE 802.11n HT40 / 5670 MHz	Temp/Hum	25.1(°C)/ 59%RH
Test Item	Band Edge	Test Date	May 12, 2023
Polarize	Vertical	Test Engineer	Tony Chao
Detector	Peak & Average		



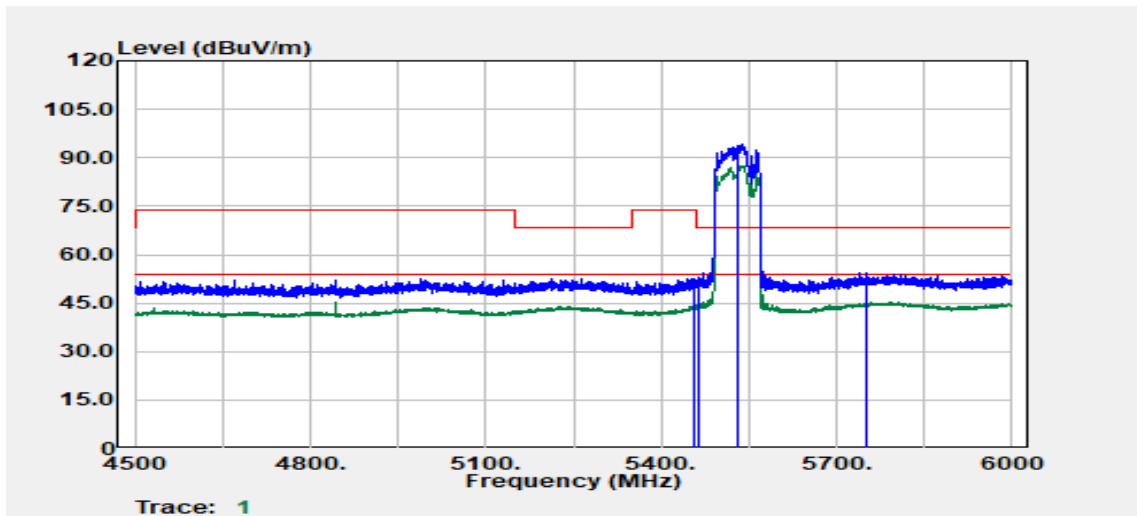
Freq. (MHz)	Detector Mode (PK/QP/AV)	Spectrum Reading Level (dBμV)	Factor (dB)	Actual FS (dBμV/m)	Limit @3m (dBμV/m)	Margin (dB)
5432.41	Peak	39.38	12.36	51.74	74.00	-22.26
5456.41	Average	30.21	12.40	42.61	54.00	-11.39
5466.91	Peak	39.21	12.43	51.64	68.20	-16.56
5670.00	Peak	88.01	13.39	101.40	--	--
5670.00	Average	81.47	13.39	94.86	--	--
5805.72	Peak	40.21	14.14	54.35	68.20	-13.85

Test Mode	IEEE 802.11n HT40 / 5670 MHz	Temp/Hum	25.1(°C)/ 59%RH
Test Item	Band Edge	Test Date	May 12, 2023
Polarize	Horizontal	Test Engineer	Tony Chao
Detector	Peak & Average		



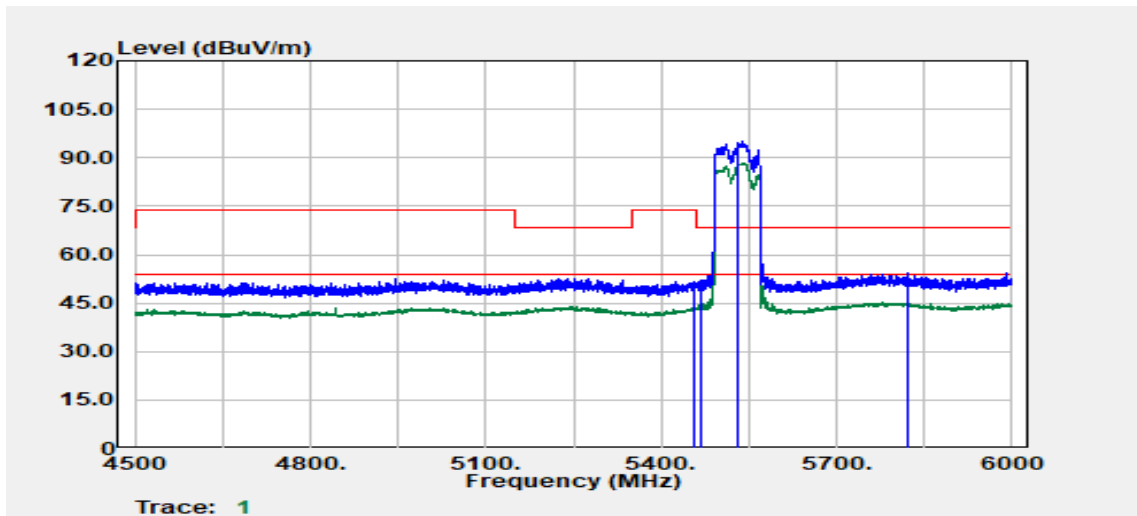
Freq. (MHz)	Detector Mode (PK/QP/AV)	Spectrum Reading Level (dBμV)	Factor (dB)	Actual FS (dBμV/m)	Limit @3m (dBμV/m)	Margin (dB)
5452.16	Peak	38.64	12.38	51.02	74.00	-22.98
5452.16	Average	30.54	12.38	42.92	54.00	-11.08
5460.16	Peak	40.20	12.41	52.61	68.20	-15.59
5670.00	Peak	84.82	13.39	98.21	--	--
5670.00	Average	77.62	13.39	91.01	--	--
5773.21	Peak	40.14	13.98	54.12	68.20	-14.08

Test Mode	IEEE 802.11ac VHT80 / 5530 MHz	Temp/Hum	25.1(°C)/ 59%RH
Test Item	Band Edge	Test Date	May 12, 2023
Polarize	Vertical	Test Engineer	Ray Li
Detector	Peak & Average		



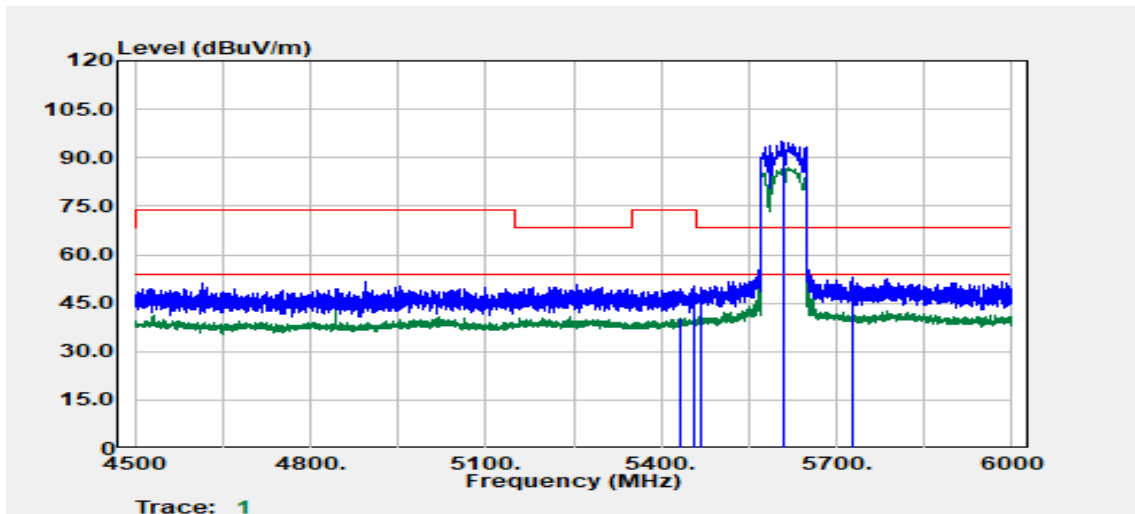
Freq. (MHz)	Detector Mode (PK/QP/AV)	Spectrum Reading Level (dBμV)	Factor (dB)	Actual FS (dBμV/m)	Limit @3m (dBμV/m)	Margin (dB)
5454.60	Peak	40.20	12.39	52.59	74.00	-21.41
5458.20	Average	32.56	12.40	44.97	54.00	-9.03
5465.70	Peak	40.36	12.43	52.79	68.20	-15.41
5530.00	Peak	81.20	12.77	93.97	--	--
5530.00	Average	74.70	12.77	87.47	--	--
5751.60	Peak	40.35	13.83	54.18	68.20	-14.02

Test Mode	IEEE 802.11ac VHT80 / 5530 MHz	Temp/Hum	25.1(°C)/ 59%RH
Test Item	Band Edge	Test Date	May 12, 2023
Polarize	Horizontal	Test Engineer	Ray Li
Detector	Peak & Average		



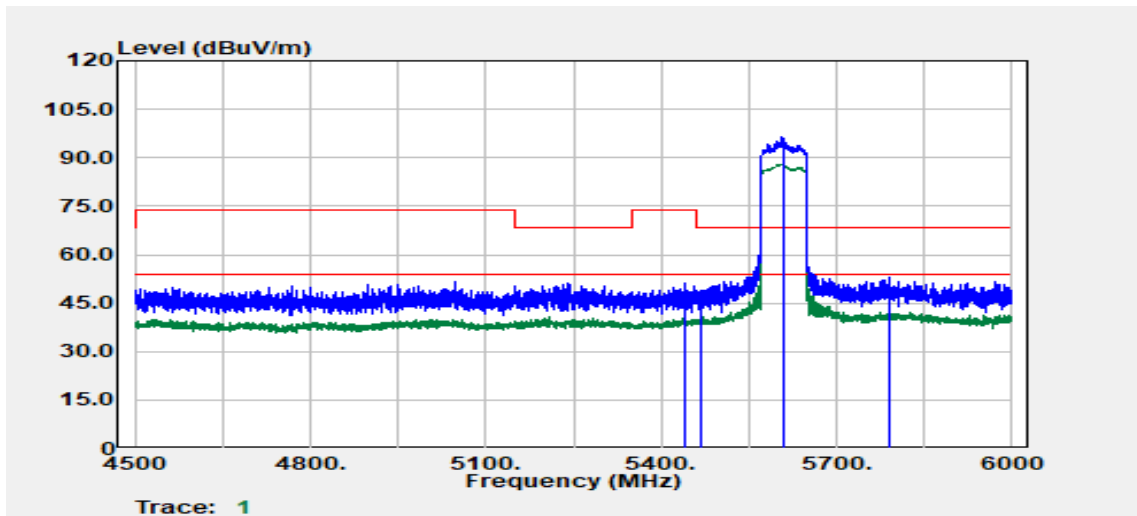
Freq. (MHz)	Detector Mode (PK/QP/AV)	Spectrum Reading Level (dBμV)	Factor (dB)	Actual FS (dBμV/m)	Limit @3m (dBμV/m)	Margin (dB)
5457.60	Average	31.69	12.40	44.09	54.00	-9.91
5458.20	Peak	39.11	12.40	51.51	74.00	-22.49
5469.60	Peak	39.55	12.44	52.00	68.20	-16.20
5530.00	Peak	82.12	12.77	94.89	--	--
5530.00	Average	75.41	12.77	88.18	--	--
5820.00	Peak	40.15	14.10	54.25	68.20	-13.95

Test Mode	IEEE 802.11ac VHT80 / 5610 MHz	Temp/Hum	25.1(°C)/ 59%RH
Test Item	Band Edge	Test Date	May 24, 2023
Polarize	Vertical	Test Engineer	Ray Li
Detector	Peak & Average		



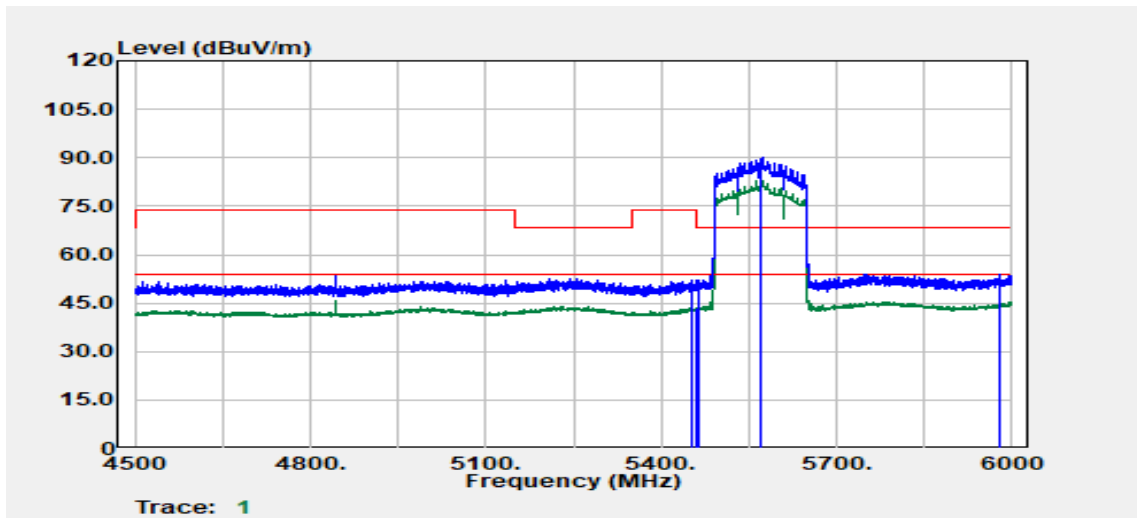
Freq. (MHz)	Detector Mode (PK/QP/AV)	Spectrum Reading Level (dBμV)	Factor (dB)	Actual FS (dBμV/m)	Limit @3m (dBμV/m)	Margin (dB)
5434.50	Average	28.10	12.36	40.46	54.00	-13.54
5456.10	Peak	37.87	12.40	50.27	74.00	-23.73
5469.00	Peak	37.14	12.44	49.59	68.20	-18.61
5610.00	Peak	81.96	12.92	94.88	--	--
5610.00	Average	74.15	12.92	87.07	--	--
5727.00	Peak	39.12	13.70	52.82	68.20	-15.38

Test Mode	IEEE 802.11ac VHT80 / 5610 MHz	Temp/Hum	25.1(°C)/ 59%RH
Test Item	Band Edge	Test Date	May 24, 2023
Polarize	Horizontal	Test Engineer	Ray Li
Detector	Peak & Average		



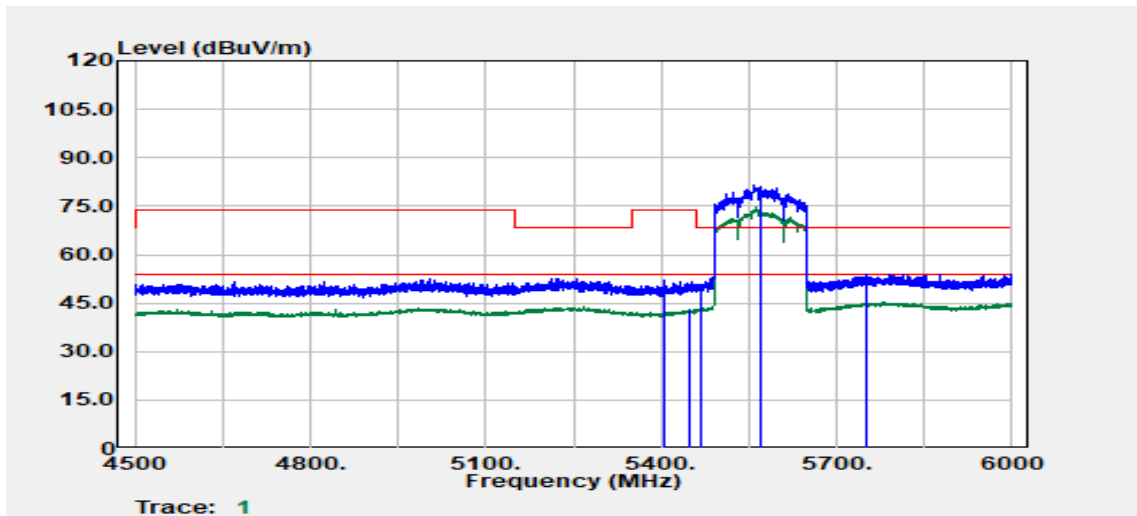
Freq. (MHz)	Detector Mode (PK/QP/AV)	Spectrum Reading Level (dBμV)	Factor (dB)	Actual FS (dBμV/m)	Limit @3m (dBμV/m)	Margin (dB)
5442.00	Peak	38.81	12.37	51.17	74.00	-22.83
5442.30	Average	28.02	12.37	40.39	54.00	-13.61
5468.10	Peak	36.61	12.44	49.05	68.20	-19.15
5610.00	Peak	83.33	12.92	96.25	--	--
5610.00	Average	75.09	12.92	88.01	--	--
5788.50	Peak	38.85	14.08	52.94	68.20	-15.26

Test Mode	IEEE 802.11ac VHT160 / 5570 MHz	Temp/Hum	25.1(°C)/ 59%RH
Test Item	Band Edge	Test Date	May 12, 2023
Polarize	Vertical	Test Engineer	Ray Li
Detector	Peak & Average		



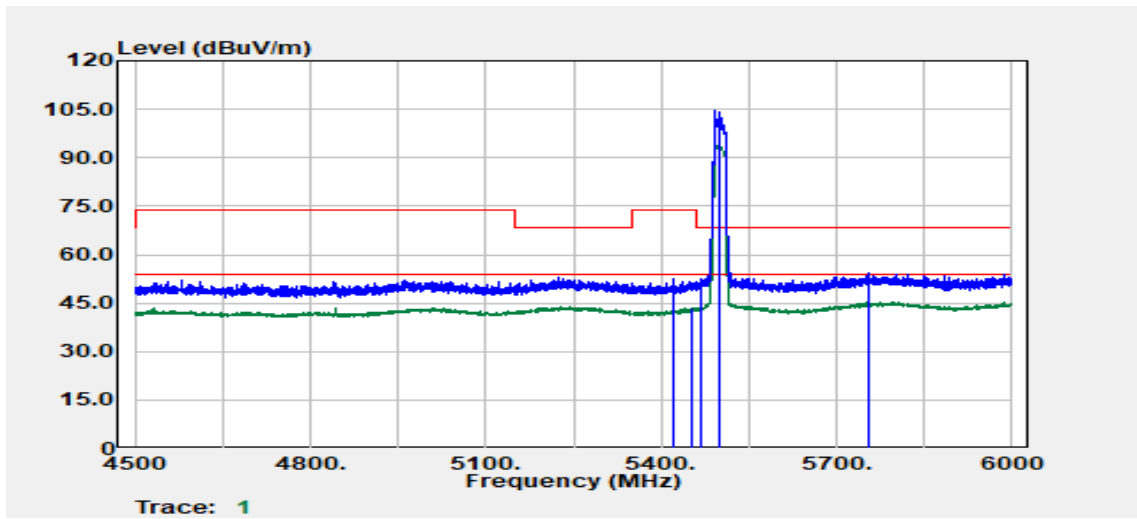
Freq. (MHz)	Detector Mode (PK/QP/AV)	Spectrum Reading Level (dBμV)	Factor (dB)	Actual FS (dBμV/m)	Limit @3m (dBμV/m)	Margin (dB)
5451.30	Peak	39.49	12.38	51.87	74.00	-22.13
5459.10	Average	31.18	12.41	43.59	54.00	-10.41
5463.30	Peak	39.74	12.42	52.16	68.20	-16.04
5570.00	Peak	77.19	12.88	90.07	--	--
5570.00	Average	70.08	12.88	82.96	--	--
5980.50	Peak	39.95	14.15	54.11	68.20	-14.09

Test Mode	IEEE 802.11ac VHT160 / 5570 MHz	Temp/Hum	25.1(°C)/ 59%RH
Test Item	Band Edge	Test Date	May 12, 2023
Polarize	Horizontal	Test Engineer	Ray Li
Detector	Peak & Average		



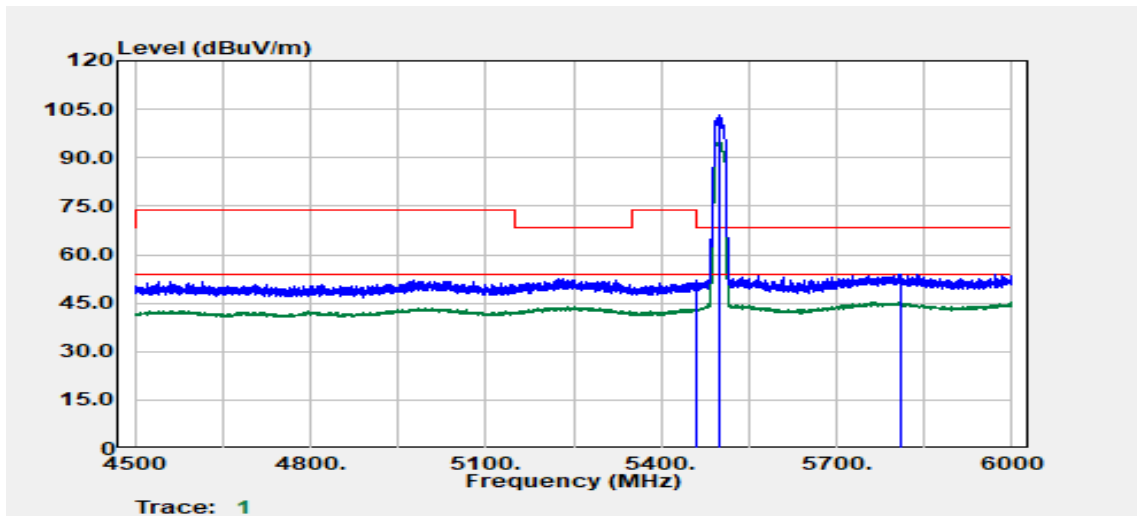
Freq. (MHz)	Detector Mode (PK/QP/AV)	Spectrum Reading Level (dBμV)	Factor (dB)	Actual FS (dBμV/m)	Limit @3m (dBμV/m)	Margin (dB)
5406.30	Peak	39.53	12.33	51.86	74.00	-22.14
5447.40	Average	30.73	12.37	43.11	54.00	-10.89
5466.90	Peak	38.41	12.43	50.85	68.20	-17.35
5570.00	Peak	68.53	12.88	81.41	--	--
5570.00	Average	61.89	12.88	74.77	--	--
5750.70	Peak	40.14	13.82	53.96	68.20	-14.24

Test Mode	IEEE 802.11ax HE20 / 5500 MHz	Temp/Hum	25.1(°C)/ 59%RH
Test Item	Band Edge	Test Date	May 12, 2023
Polarize	Vertical	Test Engineer	Ray Li
Detector	Peak & Average		



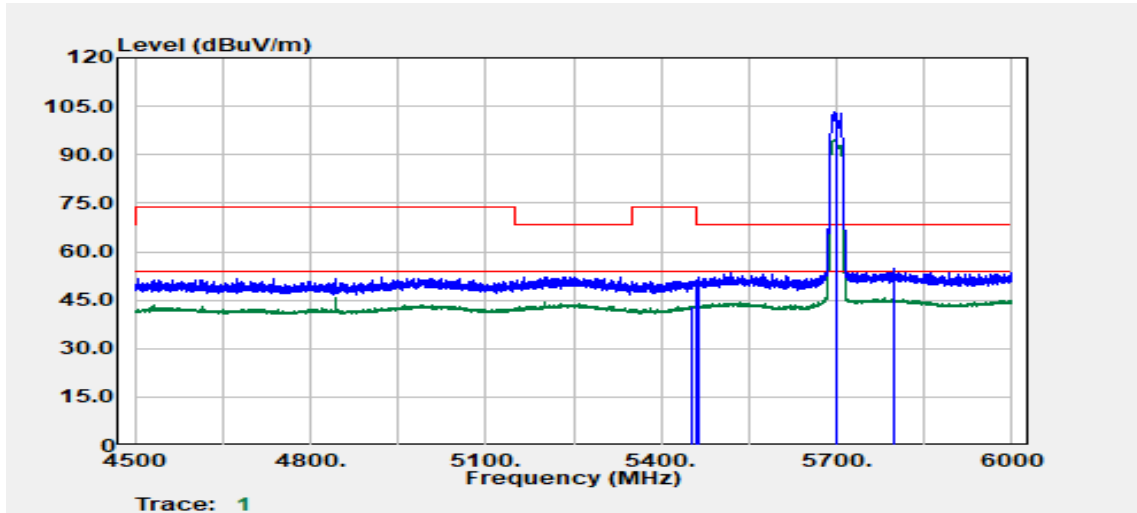
Freq. (MHz)	Detector Mode (PK/QP/AV)	Spectrum Reading Level (dBμV)	Factor (dB)	Actual FS (dBμV/m)	Limit @3m (dBμV/m)	Margin (dB)
5420.10	Peak	40.01	12.34	52.35	74.00	-21.65
5451.60	Average	30.97	12.38	43.35	54.00	-10.65
5468.10	Peak	40.00	12.44	52.44	68.20	-15.76
5500.00	Peak	91.84	12.55	104.39	--	--
5500.00	Average	82.39	12.55	94.94	--	--
5753.40	Peak	40.55	13.84	54.39	68.20	-13.81

Test Mode	IEEE 802.11ax HE20 / 5500 MHz	Temp/Hum	25.1(°C)/ 59%RH
Test Item	Band Edge	Test Date	May 12, 2023
Polarize	Horizontal	Test Engineer	Ray Li
Detector	Peak & Average		



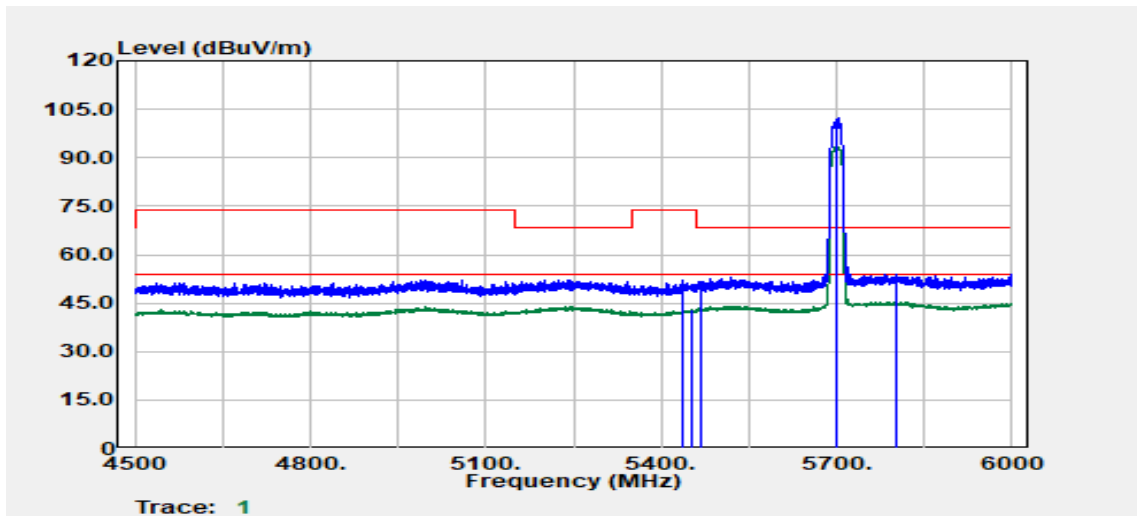
Freq. (MHz)	Detector Mode (PK/QP/AV)	Spectrum Reading Level (dBμV)	Factor (dB)	Actual FS (dBμV/m)	Limit @3m (dBμV/m)	Margin (dB)
5460.00	Peak	39.70	12.41	52.11	68.20	-16.09
5460.00	Average	30.82	12.41	43.23	54.00	-10.77
5460.30	Peak	39.15	12.41	51.56	68.20	-16.64
5500.00	Peak	90.59	12.55	103.14	--	--
5500.00	Average	82.64	12.55	95.19	--	--
5810.40	Peak	39.92	14.13	54.05	68.20	-14.15

Test Mode	IEEE 802.11ax HE20 / 5700 MHz	Temp/Hum	25.1(°C)/ 59%RH
Test Item	Band Edge	Test Date	May 12, 2023
Polarize	Vertical	Test Engineer	Ray Li
Detector	Peak & Average		



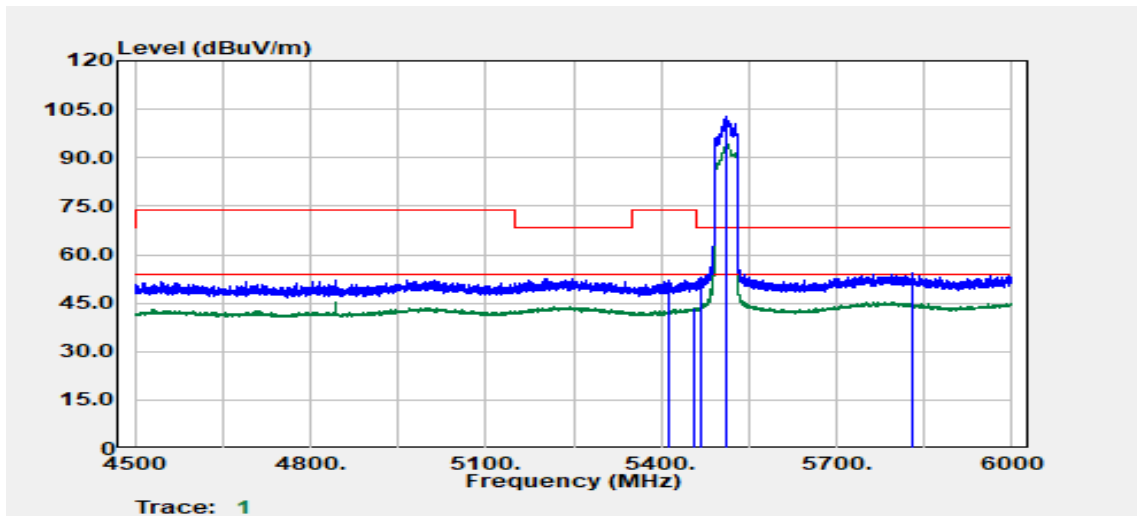
Freq. (MHz)	Detector Mode (PK/QP/AV)	Spectrum Reading Level (dBμV)	Factor (dB)	Actual FS (dBμV/m)	Limit @3m (dBμV/m)	Margin (dB)
5450.70	Average	30.79	12.38	43.17	54.00	-10.83
5459.10	Peak	38.61	12.41	51.01	74.00	-22.99
5463.30	Peak	39.88	12.42	52.30	68.20	-15.90
5700.00	Peak	89.54	13.56	103.10	--	--
5700.00	Average	81.25	13.56	94.81	--	--
5799.60	Peak	40.61	14.16	54.77	68.20	-13.43

Test Mode	IEEE 802.11ax HE20 / 5700 MHz	Temp/Hum	25.1(°C)/ 59%RH
Test Item	Band Edge	Test Date	May 12, 2023
Polarize	Horizontal	Test Engineer	Ray Li
Detector	Peak & Average		



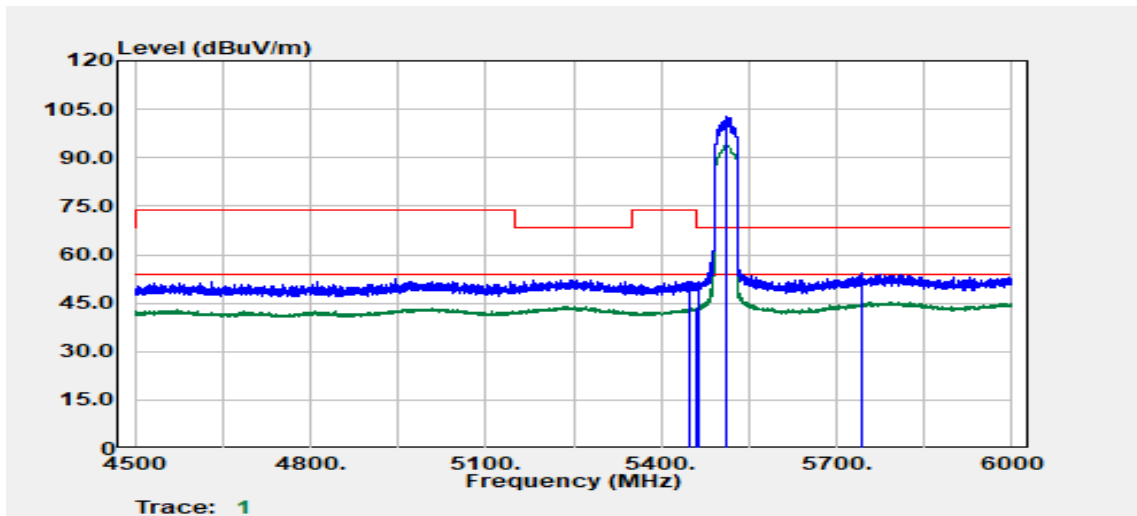
Freq. (MHz)	Detector Mode (PK/QP/AV)	Spectrum Reading Level (dBμV)	Factor (dB)	Actual FS (dBμV/m)	Limit @3m (dBμV/m)	Margin (dB)
5437.50	Peak	39.67	12.36	52.03	74.00	-21.97
5451.00	Average	30.50	12.38	42.88	54.00	-11.12
5467.20	Peak	39.31	12.44	51.75	68.20	-16.45
5700.00	Peak	88.85	13.56	102.41	--	--
5700.00	Average	80.36	13.56	93.92	--	--
5800.80	Peak	39.59	14.16	53.74	68.20	-14.46

Test Mode	IEEE 802.11ax HE40 / 5510 MHz	Temp/Hum	25.1(°C)/ 59%RH
Test Item	Band Edge	Test Date	May 12, 2023
Polarize	Vertical	Test Engineer	Ray Li
Detector	Peak & Average		



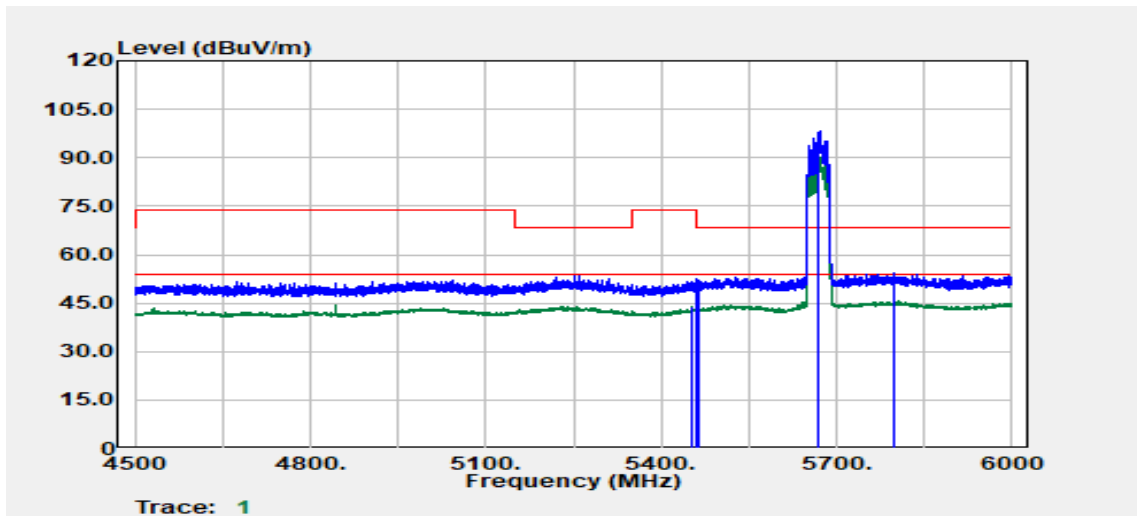
Freq. (MHz)	Detector Mode (PK/QP/AV)	Spectrum Reading Level (dBμV)	Factor (dB)	Actual FS (dBμV/m)	Limit @3m (dBμV/m)	Margin (dB)
5411.40	Peak	39.84	12.33	52.17	74.00	-21.83
5458.20	Average	31.07	12.40	43.47	54.00	-10.53
5469.90	Peak	40.57	12.44	53.02	68.20	-15.18
5510.00	Peak	90.22	12.62	102.84	--	--
5510.00	Average	81.71	12.62	94.33	--	--
5829.90	Peak	40.28	14.08	54.36	68.20	-13.84

Test Mode	IEEE 802.11ax HE40 / 5510 MHz	Temp/Hum	25.1(°C)/ 59%RH
Test Item	Band Edge	Test Date	May 12, 2023
Polarize	Horizontal	Test Engineer	Ray Li
Detector	Peak & Average		



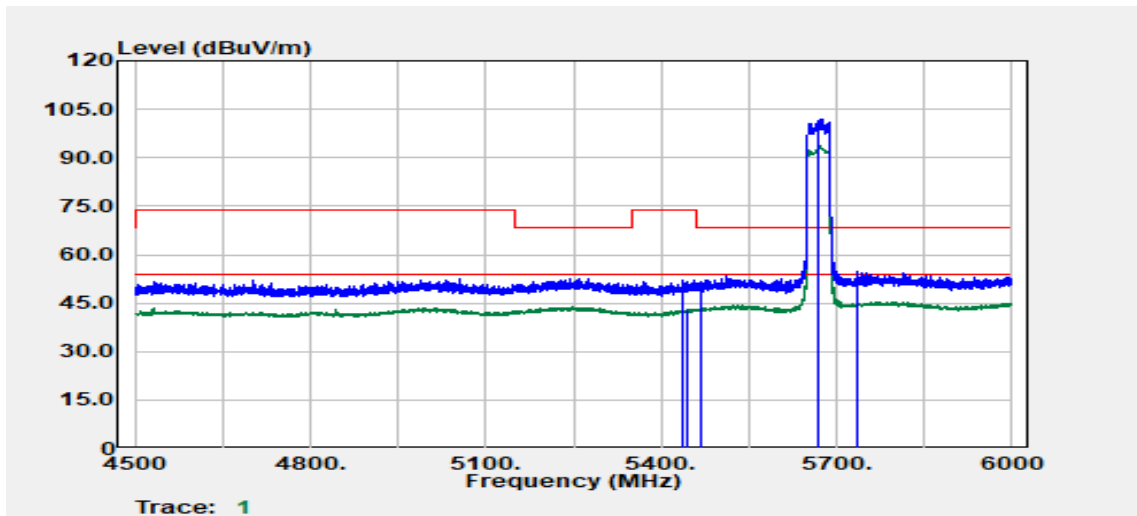
Freq. (MHz)	Detector Mode (PK/QP/AV)	Spectrum Reading Level (dBμV)	Factor (dB)	Actual FS (dBμV/m)	Limit @3m (dBμV/m)	Margin (dB)
5450.40	Peak	39.36	12.38	51.73	74.00	-22.27
5459.10	Average	31.24	12.41	43.64	54.00	-10.36
5462.70	Peak	38.98	12.42	51.40	68.20	-16.80
5510.00	Peak	90.08	12.62	102.71	--	--
5510.00	Average	81.39	12.62	94.01	--	--
5743.50	Peak	40.46	13.79	54.24	68.20	-13.96

Test Mode	IEEE 802.11ax HE40 / 5670 MHz	Temp/Hum	25.1(°C)/ 59%RH
Test Item	Band Edge	Test Date	May 12, 2023
Polarize	Vertical	Test Engineer	Ray Li
Detector	Peak & Average		



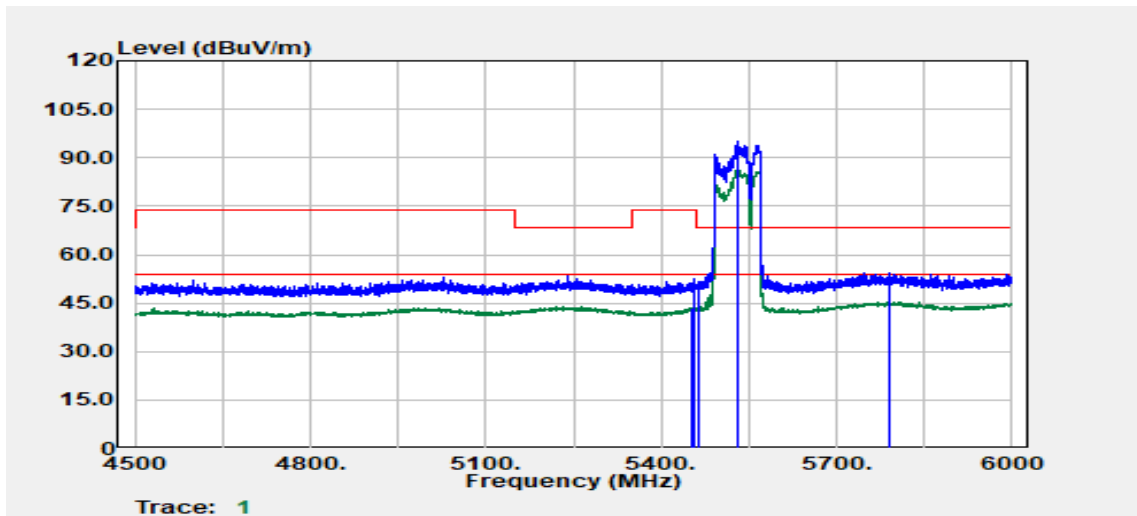
Freq. (MHz)	Detector Mode (PK/QP/AV)	Spectrum Reading Level (dBμV)	Factor (dB)	Actual FS (dBμV/m)	Limit @3m (dBμV/m)	Margin (dB)
5453.40	Average	31.36	12.39	43.75	54.00	-10.25
5459.70	Peak	40.33	12.41	52.74	74.00	-21.26
5464.50	Peak	39.48	12.43	51.91	68.20	-16.29
5670.00	Peak	85.00	13.39	98.39	--	--
5670.00	Average	77.30	13.39	90.69	--	--
5796.30	Peak	40.14	14.13	54.27	68.20	-13.93

Test Mode	IEEE 802.11ax HE40 / 5670 MHz	Temp/Hum	25.1(°C) / 59%RH
Test Item	Band Edge	Test Date	May 12, 2023
Polarize	Horizontal	Test Engineer	Ray Li
Detector	Peak & Average		



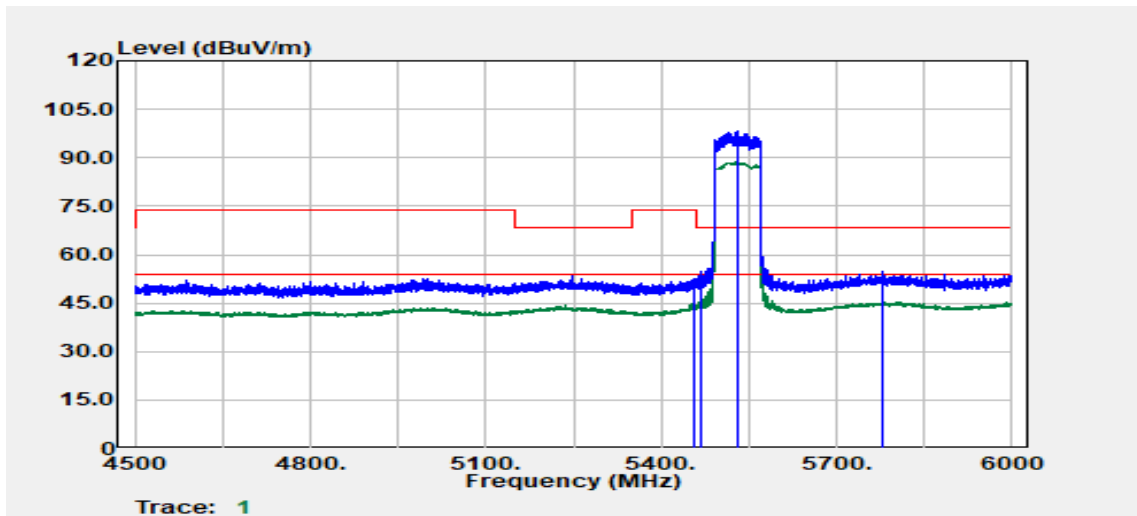
Freq. (MHz)	Detector Mode (PK/QP/AV)	Spectrum Reading Level (dBμV)	Factor (dB)	Actual FS (dBμV/m)	Limit @3m (dBμV/m)	Margin (dB)
5435.40	Peak	39.62	12.36	51.98	74.00	-22.02
5444.70	Average	30.74	12.37	43.11	54.00	-10.89
5467.50	Peak	39.22	12.44	51.66	68.20	-16.54
5670.00	Peak	88.39	13.39	101.78	--	--
5670.00	Average	80.40	13.39	93.79	--	--
5734.50	Peak	41.04	13.74	54.78	68.20	-13.42

Test Mode	IEEE 802.11ax HE80 / 5530 MHz	Temp/Hum	25.1(°C)/ 59%RH
Test Item	Band Edge	Test Date	May 12, 2023
Polarize	Vertical	Test Engineer	Ray Li
Detector	Peak & Average		



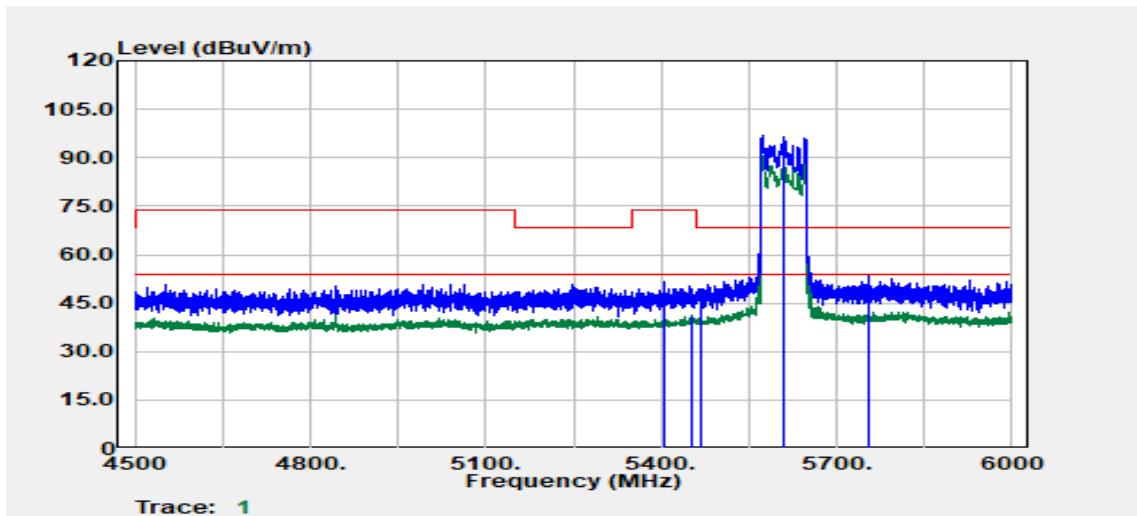
Freq. (MHz)	Detector Mode (PK/QP/AV)	Spectrum Reading Level (dBμV)	Factor (dB)	Actual FS (dBμV/m)	Limit @3m (dBμV/m)	Margin (dB)
5454.00	Average	30.96	12.39	43.35	54.00	-10.65
5457.60	Peak	40.01	12.40	52.41	74.00	-21.59
5466.00	Peak	39.40	12.43	51.83	68.20	-16.37
5530.00	Peak	82.11	12.77	94.88	--	--
5530.00	Average	73.43	12.77	86.20	--	--
5789.40	Peak	40.38	14.09	54.47	68.20	-13.73

Test Mode	IEEE 802.11ax HE80 / 5530 MHz	Temp/Hum	25.1(°C)/ 59%RH
Test Item	Band Edge	Test Date	May 12, 2023
Polarize	Horizontal	Test Engineer	Ray Li
Detector	Peak & Average		



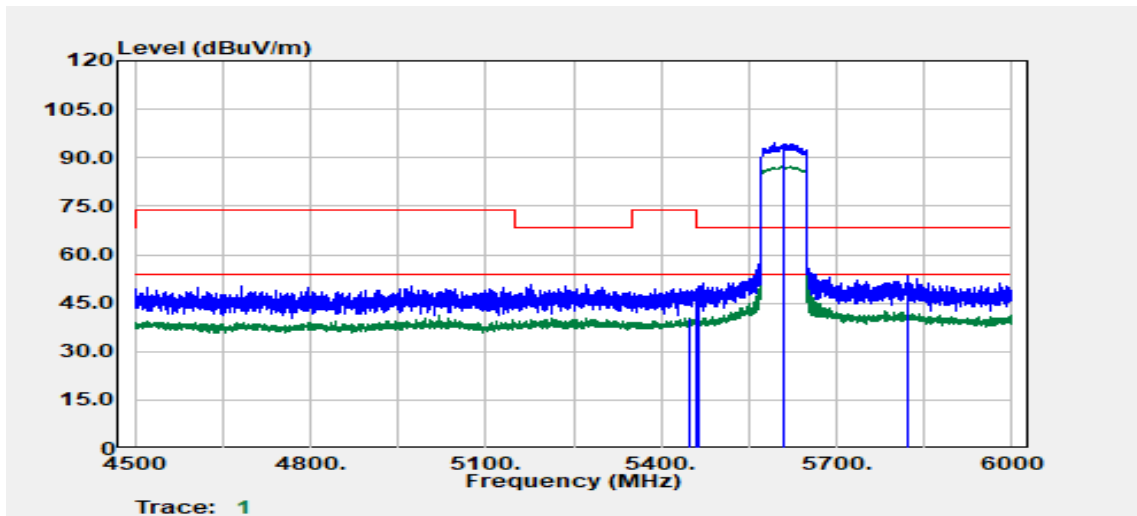
Freq. (MHz)	Detector Mode (PK/QP/AV)	Spectrum Reading Level (dBμV)	Factor (dB)	Actual FS (dBμV/m)	Limit @3m (dBμV/m)	Margin (dB)
5454.90	Peak	40.33	12.39	52.73	74.00	-21.28
5457.90	Average	32.59	12.40	45.00	54.00	-9.00
5469.90	Peak	42.43	12.44	54.87	68.20	-13.33
5530.00	Peak	85.47	12.77	98.24	--	--
5530.00	Average	75.90	12.77	88.67	--	--
5778.00	Peak	40.66	14.01	54.67	68.20	-13.53

Test Mode	IEEE 802.11ax HE80 / 5610 MHz	Temp/Hum	25.1(°C)/ 59%RH
Test Item	Band Edge	Test Date	May 12, 2023
Polarize	Vertical	Test Engineer	Ray Li
Detector	Peak & Average		



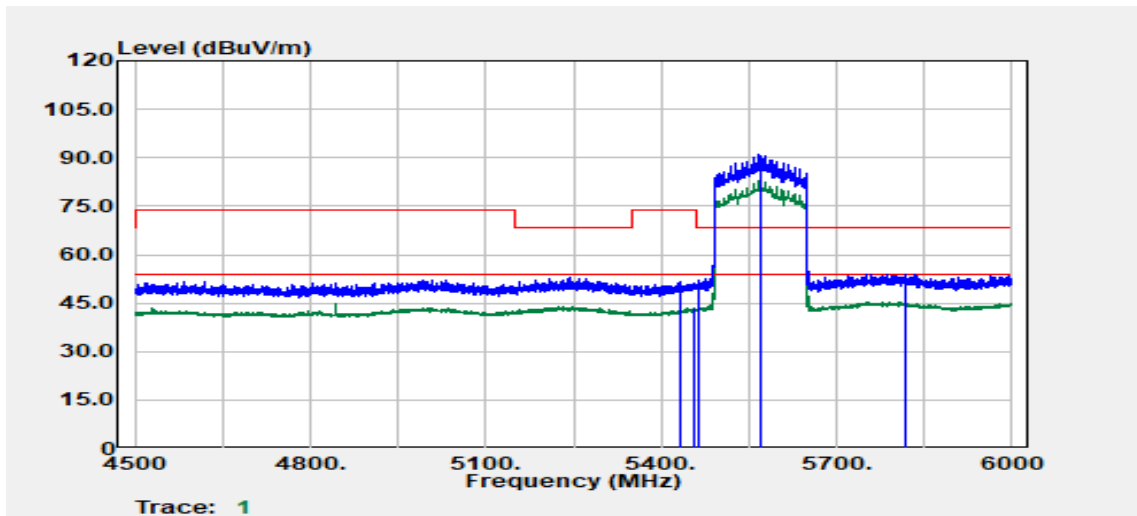
Freq. (MHz)	Detector Mode (PK/QP/AV)	Spectrum Reading Level (dBμV)	Factor (dB)	Actual FS (dBμV/m)	Limit @3m (dBμV/m)	Margin (dB)
5406.60	Peak	39.08	12.33	51.41	74.00	-22.59
5451.30	Average	28.82	12.38	41.19	54.00	-12.81
5468.10	Peak	36.86	12.44	49.30	68.20	-18.90
5610.00	Peak	83.93	12.92	96.85	--	--
5610.00	Average	77.73	12.92	90.65	--	--
5755.80	Peak	39.80	13.86	53.65	68.20	-14.55

Test Mode	IEEE 802.11ax HE80 / 5610 MHz	Temp/Hum	25.1(°C)/ 59%RH
Test Item	Band Edge	Test Date	May 12, 2023
Polarize	Horizontal	Test Engineer	Ray Li
Detector	Peak & Average		



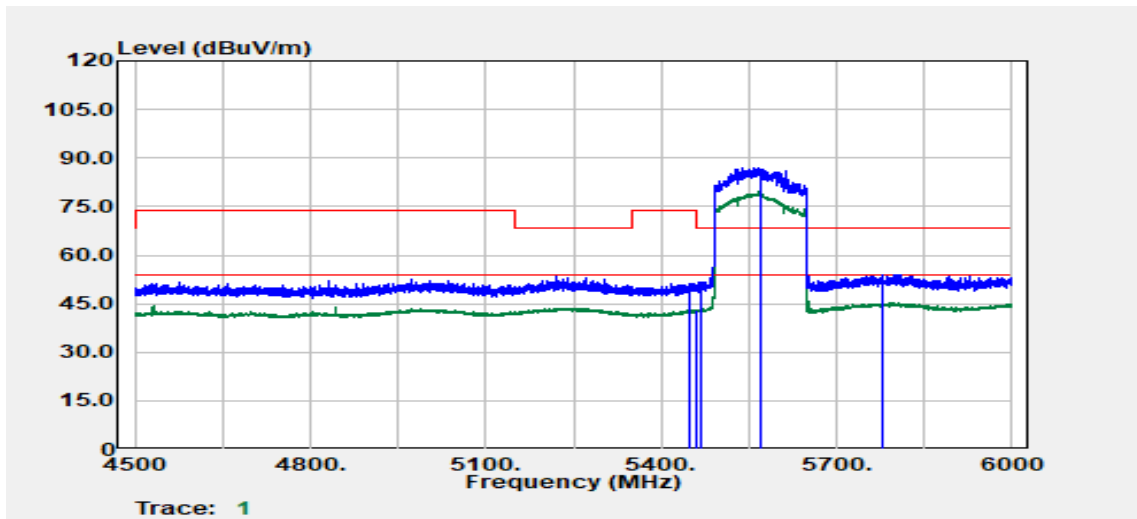
Freq. (MHz)	Detector Mode (PK/QP/AV)	Spectrum Reading Level (dBμV)	Factor (dB)	Actual FS (dBμV/m)	Limit @3m (dBμV/m)	Margin (dB)
5448.30	Average	27.78	12.37	40.15	54.00	-13.85
5459.70	Peak	37.15	12.41	49.56	74.00	-24.44
5463.00	Peak	37.92	12.42	50.35	68.20	-17.85
5610.00	Peak	81.52	12.92	94.44	--	--
5610.00	Average	74.53	12.92	87.45	--	--
5822.70	Peak	39.12	14.10	53.22	68.20	-14.98

Test Mode	IEEE 802.11ax HE160 / 5570 MHz	Temp/Hum	25.1(°C)/ 59%RH
Test Item	Band Edge	Test Date	May 12, 2023
Polarize	Vertical	Test Engineer	Ray Li
Detector	Peak & Average		



Freq. (MHz)	Detector Mode (PK/QP/AV)	Spectrum Reading Level (dBμV)	Factor (dB)	Actual FS (dBμV/m)	Limit @3m (dBμV/m)	Margin (dB)
5430.90	Peak	39.25	12.35	51.60	74.00	-22.40
5455.50	Average	30.99	12.39	43.38	54.00	-10.62
5463.90	Peak	39.63	12.42	52.05	68.20	-16.15
5570.00	Peak	77.95	12.88	90.83	--	--
5570.00	Average	69.86	12.88	82.74	--	--
5819.70	Peak	39.98	14.10	54.09	68.20	-14.11

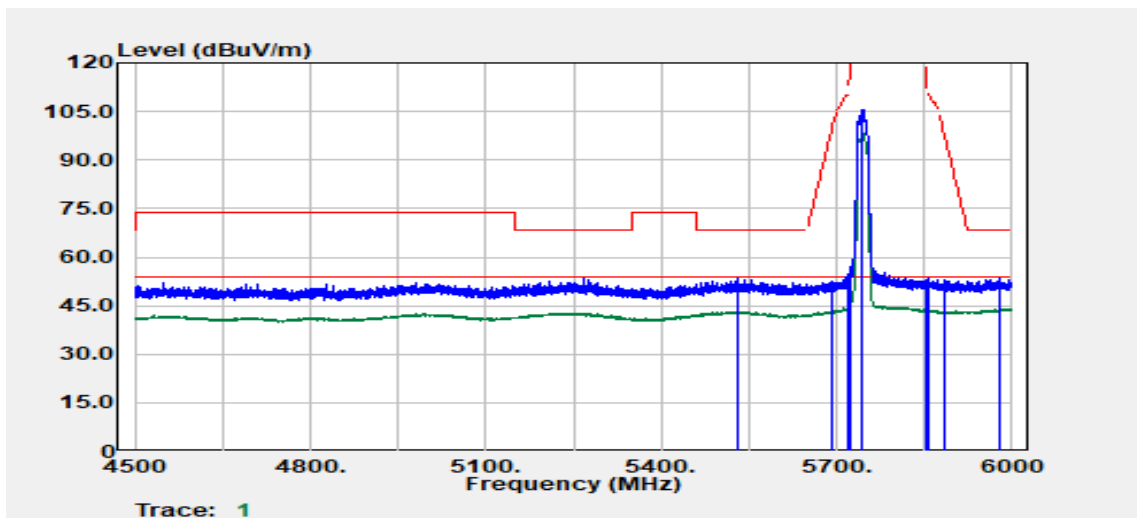
Test Mode	IEEE 802.11ax HE160 / 5570 MHz	Temp/Hum	25.1(°C) / 59%RH
Test Item	Band Edge	Test Date	May 12, 2023
Polarize	Horizontal	Test Engineer	Ray Li
Detector	Peak & Average		



Freq. (MHz)	Detector Mode (PK/QP/AV)	Spectrum Reading Level (dBμV)	Factor (dB)	Actual FS (dBμV/m)	Limit @3m (dBμV/m)	Margin (dB)
5449.20	Peak	38.96	12.37	51.33	74.00	-22.67
5458.80	Average	30.78	12.41	43.19	54.00	-10.81
5466.60	Peak	39.13	12.43	51.56	68.20	-16.64
5570.00	Peak	74.27	12.88	87.15	--	--
5570.00	Average	66.94	12.88	79.82	--	--
5779.20	Peak	40.04	14.02	54.06	68.20	-14.14

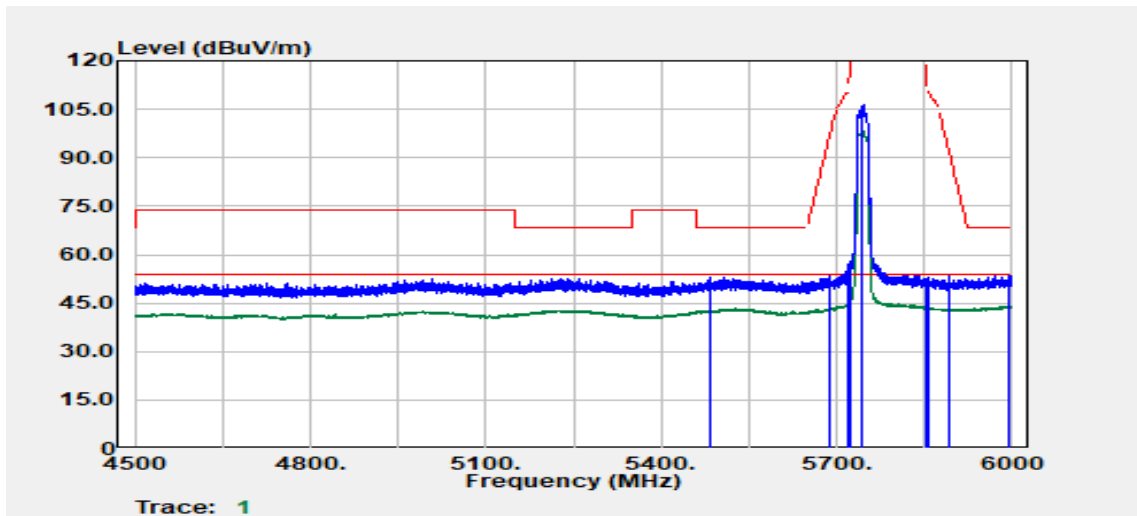
Test Data for UNII-3

Test Mode	IEEE 802.11n HT20 / 5745 MHz	Temp/Hum	25.1(°C)/ 59%RH
Test Item	Band Edge	Test Date	May 12, 2023
Polarize	Vertical	Test Engineer	Ray Li
Detector	Peak & Average		



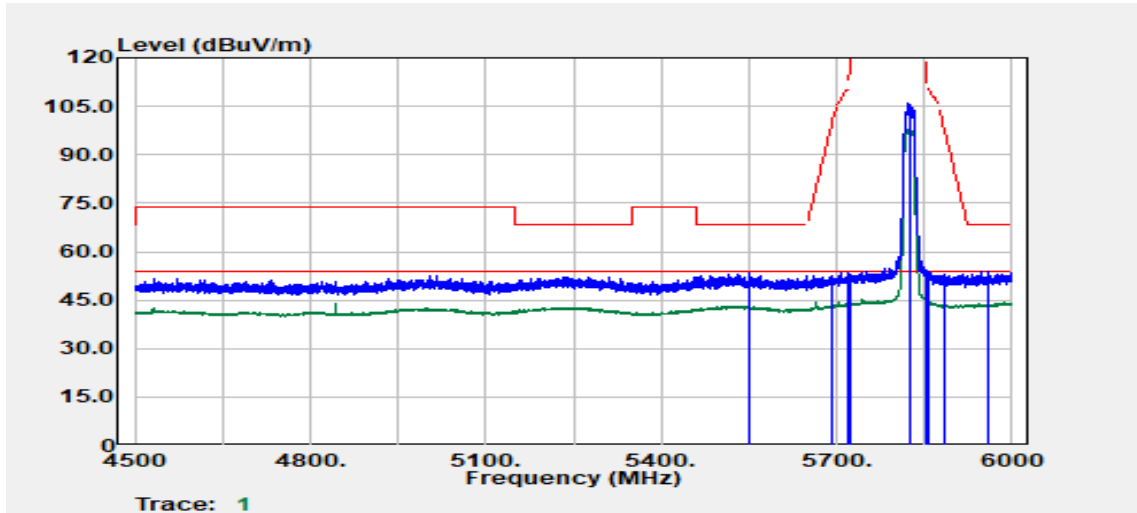
Freq. (MHz)	Detector Mode (PK/QP/AV)	Spectrum Reading Level (dBμV)	Factor (dB)	Actual FS (dBμV/m)	Limit @3m (dBμV/m)	Margin (dB)
5531.17	Peak	40.46	12.78	53.24	68.20	-14.96
5692.70	Peak	38.98	13.52	52.49	99.82	-47.32
5719.45	Peak	40.76	13.66	54.42	110.65	-56.23
5722.70	Peak	43.26	13.68	56.94	116.97	-60.03
5745.00	Peak	91.67	13.79	105.47	--	--
5745.00	Average	84.86	13.79	98.65	--	--
5853.73	Peak	39.16	14.02	53.18	113.70	-60.52
5856.98	Peak	39.58	14.02	53.60	110.25	-56.64
5882.98	Peak	38.82	14.03	52.85	99.27	-46.42
5980.25	Peak	39.14	14.15	53.30	68.20	-14.90

Test Mode	IEEE 802.11n HT20 / 5745 MHz	Temp/Hum	25.1(°C)/ 59%RH
Test Item	Band Edge	Test Date	May 12, 2023
Polarize	Horizontal	Test Engineer	Ray Li
Detector	Peak & Average		



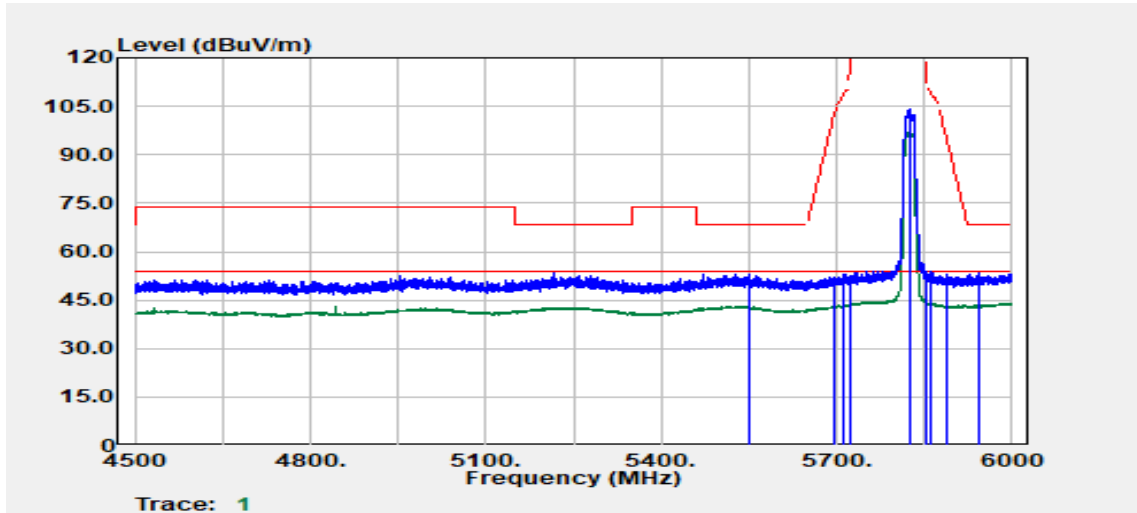
Freq. (MHz)	Detector Mode (PK/QP/AV)	Spectrum Reading Level (dBμV)	Factor (dB)	Actual FS (dBμV/m)	Limit @3m (dBμV/m)	Margin (dB)
5482.41	Peak	40.55	12.49	53.04	68.20	-15.16
5689.95	Peak	39.89	13.50	53.39	97.79	-44.40
5718.20	Peak	41.74	13.65	55.40	110.30	-54.90
5723.20	Peak	44.21	13.68	57.89	118.11	-60.22
5745.00	Peak	92.74	13.79	106.54	--	--
5745.00	Average	84.68	13.79	98.47	--	--
5853.73	Peak	38.30	14.02	52.32	113.70	-61.39
5856.73	Peak	39.13	14.02	53.15	110.32	-57.17
5892.98	Peak	39.57	14.03	53.60	91.86	-38.26
5993.25	Peak	39.40	14.15	53.55	68.20	-14.65

Test Mode	IEEE 802.11n HT20 / 5825 MHz	Temp/Hum	25.1(°C)/ 59%RH
Test Item	Band Edge	Test Date	May 12, 2023
Polarize	Vertical	Test Engineer	Ray Li
Detector	Peak & Average		



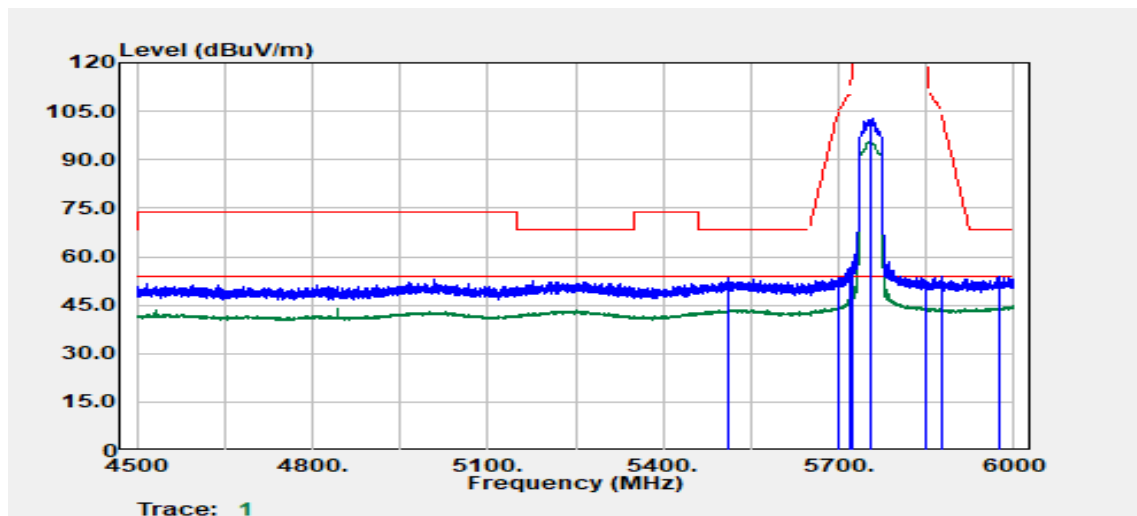
Freq. (MHz)	Detector Mode (PK/QP/AV)	Spectrum Reading Level (dBμV)	Factor (dB)	Actual FS (dBμV/m)	Limit @3m (dBμV/m)	Margin (dB)
5551.93	Peak	40.55	12.91	53.46	68.20	-14.74
5691.70	Peak	39.14	13.51	52.65	99.08	-46.43
5717.70	Peak	39.70	13.65	53.36	110.16	-56.80
5724.45	Peak	39.44	13.69	53.13	120.96	-67.83
5825.00	Peak	91.75	14.09	105.84	--	--
5825.00	Average	84.05	14.09	98.14	--	--
5853.98	Peak	40.45	14.02	54.47	113.13	-58.66
5858.98	Peak	39.74	14.02	53.76	109.69	-55.92
5884.48	Peak	39.18	14.03	53.21	98.16	-44.95
5957.49	Peak	39.63	14.16	53.79	68.20	-14.41

Test Mode	IEEE 802.11n HT20 / 5825 MHz	Temp/Hum	25.1(°C)/ 59%RH
Test Item	Band Edge	Test Date	May 12, 2023
Polarize	Horizontal	Test Engineer	Ray Li
Detector	Peak & Average		



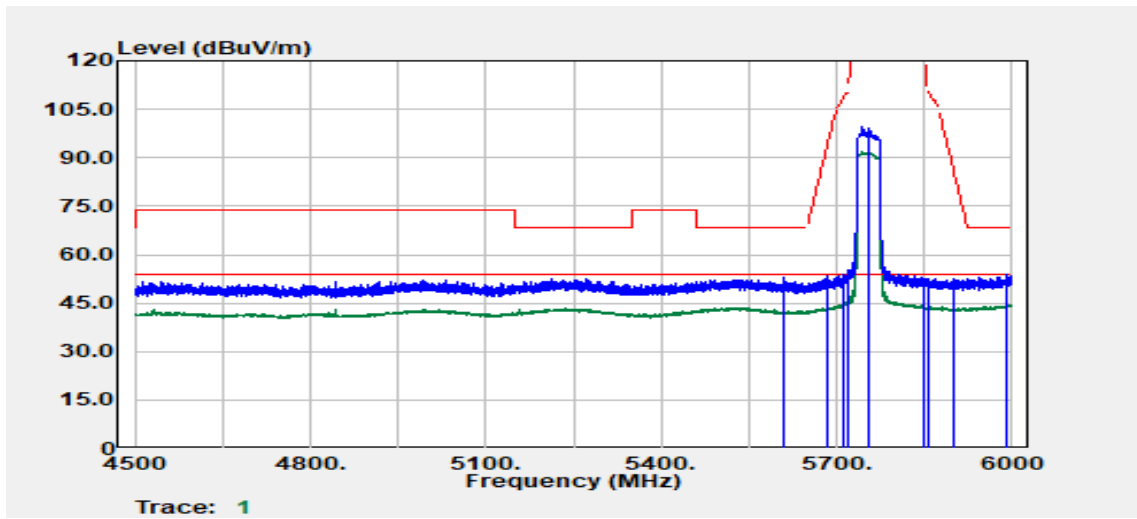
Freq. (MHz)	Detector Mode (PK/QP/AV)	Spectrum Reading Level (dBμV)	Factor (dB)	Actual FS (dBμV/m)	Limit @3m (dBμV/m)	Margin (dB)
5551.18	Peak	40.21	12.91	53.13	68.20	-15.07
5694.70	Peak	38.51	13.53	52.04	101.29	-49.26
5712.20	Peak	39.46	13.62	53.08	108.62	-55.53
5723.70	Peak	38.55	13.68	52.23	119.25	-67.01
5825.00	Peak	90.17	14.09	104.26	--	--
5825.00	Average	82.91	14.09	97.00	--	--
5852.73	Peak	39.66	14.02	53.68	115.98	-62.30
5860.73	Peak	39.83	14.02	53.85	109.19	-55.34
5889.98	Peak	38.79	14.03	52.82	94.08	-41.26
5942.99	Peak	39.10	14.14	53.24	68.20	-14.96

Test Mode	IEEE 802.11n HT40 / 5755 MHz	Temp/Hum	25.1(°C)/ 59%RH
Test Item	Band Edge	Test Date	May 12, 2023
Polarize	Vertical	Test Engineer	Tony Chao
Detector	Peak & Average		



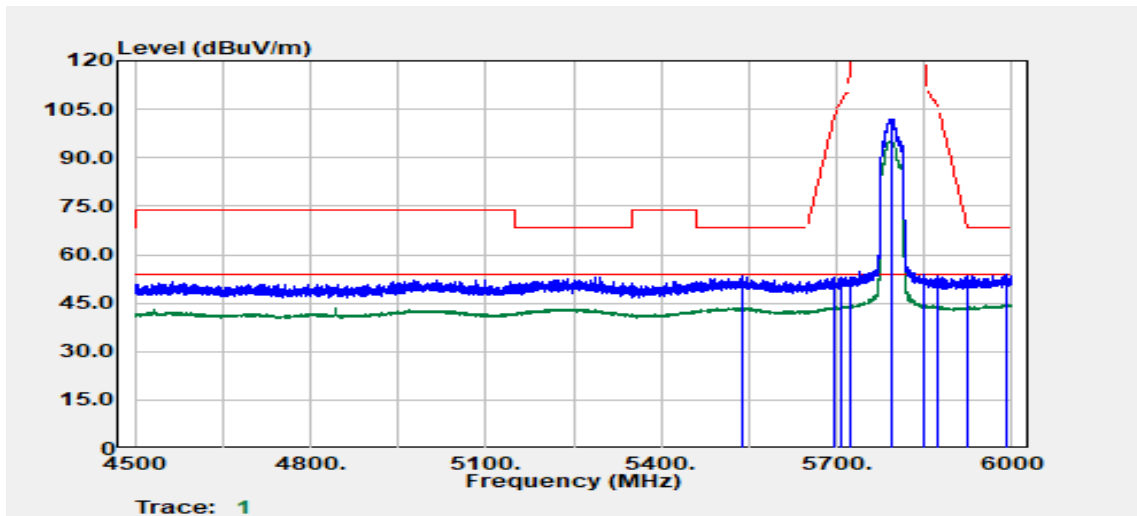
Freq. (MHz)	Detector Mode (PK/QP/AV)	Spectrum Reading Level (dBμV)	Factor (dB)	Actual FS (dBμV/m)	Limit @3m (dBμV/m)	Margin (dB)
5512.17	Peak	40.67	12.64	53.31	68.20	-14.89
5699.45	Peak	40.09	13.56	53.65	104.79	-51.15
5717.95	Peak	42.44	13.65	56.09	110.23	-54.14
5724.45	Peak	44.54	13.69	58.22	120.96	-62.73
5755.00	Peak	88.81	13.85	102.66	--	--
5755.00	Average	81.91	13.85	95.76	--	--
5850.98	Peak	38.39	14.02	52.41	119.98	-67.57
5874.98	Peak	39.80	14.03	53.82	105.21	-51.38
5874.98	Peak	39.80	14.03	53.82	105.21	-51.38
5976.50	Peak	39.69	14.15	53.84	68.20	-14.36

Test Mode	IEEE 802.11n HT40 / 5755 MHz	Temp/Hum	25.1(°C)/ 59%RH
Test Item	Band Edge	Test Date	May 12, 2023
Polarize	Horizontal	Test Engineer	Tony Chao
Detector	Peak & Average		



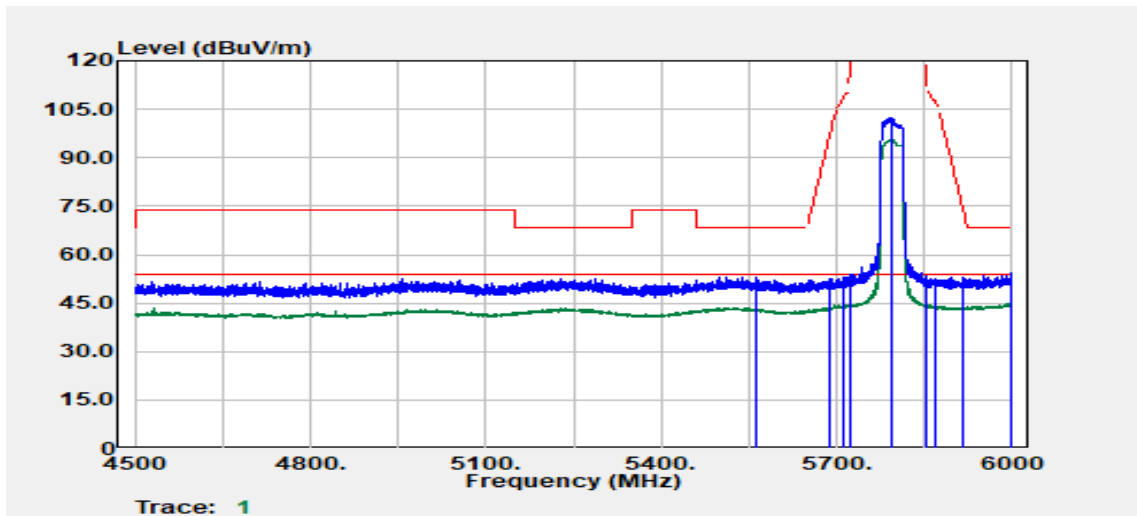
Freq. (MHz)	Detector Mode (PK/QP/AV)	Spectrum Reading Level (dBμV)	Factor (dB)	Actual FS (dBμV/m)	Limit @3m (dBμV/m)	Margin (dB)
5610.69	Peak	40.16	12.93	53.09	68.20	-15.11
5682.95	Peak	39.79	13.46	53.26	92.62	-39.36
5712.95	Peak	40.39	13.63	54.01	108.83	-54.81
5721.45	Peak	41.75	13.67	55.42	114.12	-58.70
5755.00	Peak	85.75	13.85	99.61	--	--
5755.00	Average	77.90	13.85	91.76	--	--
5850.73	Peak	38.62	14.02	52.65	120.55	-67.90
5857.73	Peak	38.71	14.02	52.73	110.04	-57.31
5899.23	Peak	38.42	14.03	52.45	87.23	-34.78
5989.50	Peak	39.75	14.15	53.90	68.20	-14.30

Test Mode	IEEE 802.11n HT40 / 5795 MHz	Temp/Hum	25.1(°C)/ 59%RH
Test Item	Band Edge	Test Date	May 12, 2023
Polarize	Vertical	Test Engineer	Tony Chao
Detector	Peak & Average		



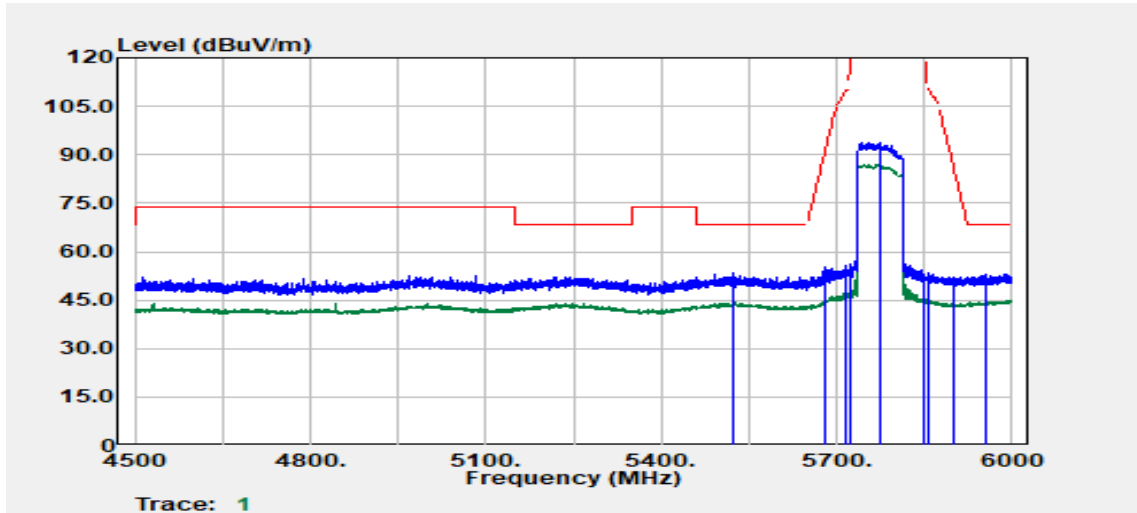
Freq. (MHz)	Detector Mode (PK/QP/AV)	Spectrum Reading Level (dBμV)	Factor (dB)	Actual FS (dBμV/m)	Limit @3m (dBμV/m)	Margin (dB)
5538.42	Peak	40.72	12.83	53.55	68.20	-14.65
5697.20	Peak	39.41	13.54	52.95	103.14	-50.18
5706.20	Peak	39.57	13.59	53.17	106.94	-53.77
5723.70	Peak	39.45	13.68	53.13	119.25	-66.11
5795.00	Peak	87.95	14.13	102.08	--	--
5795.00	Average	81.16	14.13	95.29	--	--
5850.00	Peak	38.62	14.02	52.64	122.20	-69.56
5872.73	Peak	39.29	14.02	53.32	105.83	-52.52
5922.49	Peak	39.17	14.09	53.26	70.05	-16.79
5989.25	Peak	39.66	14.15	53.81	68.20	-14.39

Test Mode	IEEE 802.11n HT40 / 5795 MHz	Temp/Hum	25.1(°C)/ 59%RH
Test Item	Band Edge	Test Date	May 12, 2023
Polarize	Horizontal	Test Engineer	Tony Chao
Detector	Peak & Average		



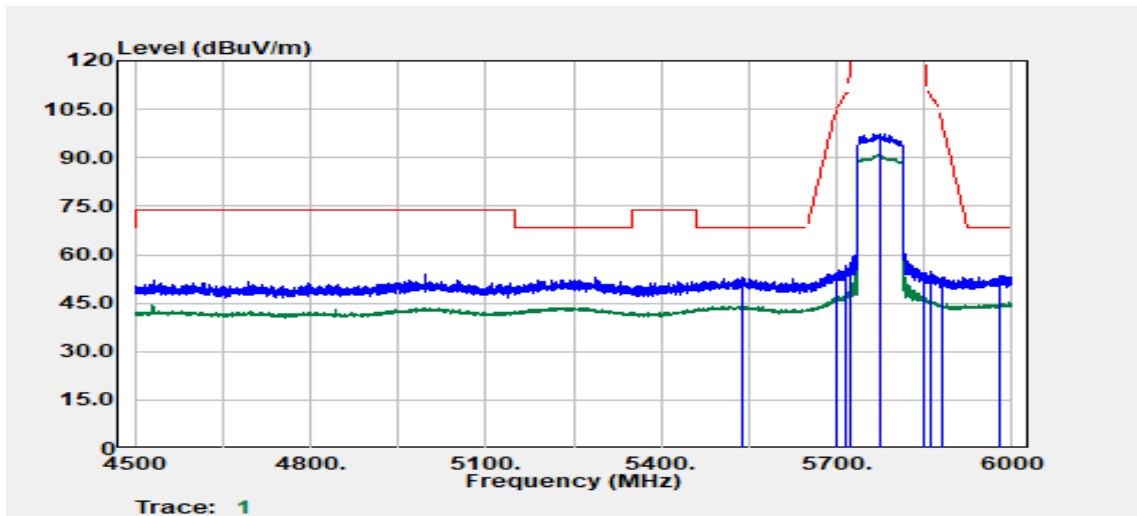
Freq. (MHz)	Detector Mode (PK/QP/AV)	Spectrum Reading Level (dBμV)	Factor (dB)	Actual FS (dBμV/m)	Limit @3m (dBμV/m)	Margin (dB)
5563.68	Peak	39.93	12.89	52.82	68.20	-15.38
5688.20	Peak	39.18	13.49	52.67	96.50	-43.82
5713.45	Peak	39.45	13.63	53.08	108.97	-55.89
5724.45	Peak	40.24	13.69	53.92	120.96	-67.03
5795.00	Peak	88.20	14.13	102.33	--	--
5795.00	Average	81.57	14.13	95.70	--	--
5851.73	Peak	39.30	14.02	53.32	118.27	-64.94
5868.23	Peak	38.69	14.02	52.72	107.09	-54.38
5914.74	Peak	38.83	14.07	52.90	75.77	-22.87
5998.00	Peak	39.97	14.15	54.12	68.20	-14.08

Test Mode	IEEE 802.11ac VHT80 / 5775 MHz	Temp/Hum	25.1(°C)/ 59%RH
Test Item	Band Edge	Test Date	May 12, 2023
Polarize	Vertical	Test Engineer	Ray Li
Detector	Peak & Average		



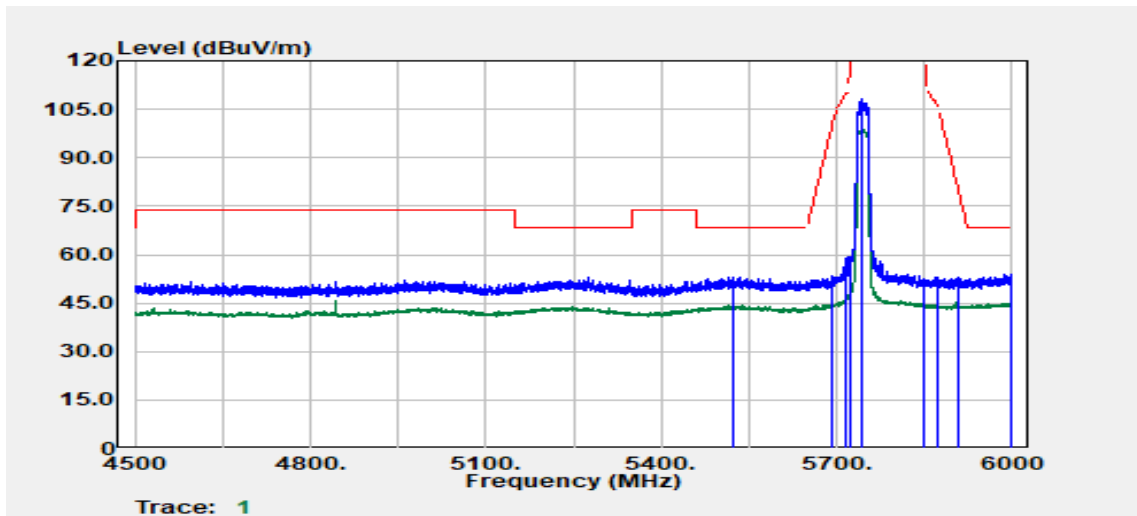
Freq. (MHz)	Detector Mode (PK/QP/AV)	Spectrum Reading Level (dBμV)	Factor (dB)	Actual FS (dBμV/m)	Limit @3m (dBμV/m)	Margin (dB)
5523.90	Peak	40.64	12.72	53.36	68.20	-14.84
5679.30	Peak	41.73	13.44	55.17	89.92	-34.75
5714.40	Peak	42.18	13.63	55.81	109.23	-53.42
5721.90	Peak	41.52	13.67	55.19	115.13	-59.94
5775.00	Peak	79.76	13.99	93.75	--	--
5775.00	Average	73.01	13.99	87.00	--	--
5850.30	Peak	38.73	14.02	52.75	121.52	-68.77
5855.40	Peak	39.54	14.02	53.56	110.69	-57.13
5902.20	Peak	38.20	14.04	52.24	85.03	-32.79
5954.40	Peak	39.02	14.16	53.18	68.20	-15.02

Test Mode	IEEE 802.11ac VHT80 / 5775 MHz	Temp/Hum	25.1(°C)/ 59%RH
Test Item	Band Edge	Test Date	May 12, 2023
Polarize	Horizontal	Test Engineer	Ray Li
Detector	Peak & Average		



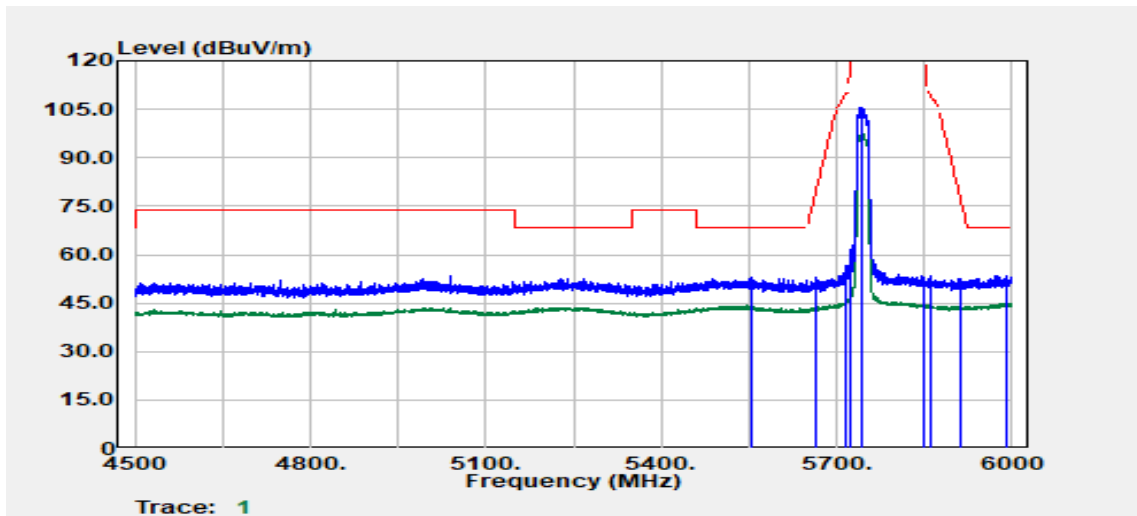
Freq. (MHz)	Detector Mode (PK/QP/AV)	Spectrum Reading Level (dBμV)	Factor (dB)	Actual FS (dBμV/m)	Limit @3m (dBμV/m)	Margin (dB)
5539.20	Peak	40.32	12.84	53.15	68.20	-15.05
5698.50	Peak	40.63	13.55	54.18	104.09	-49.92
5715.60	Peak	42.76	13.64	56.40	109.57	-53.17
5722.20	Peak	43.75	13.68	57.43	115.82	-58.39
5775.00	Peak	83.53	13.99	97.52	--	--
5775.00	Average	77.14	13.99	91.13	--	--
5850.60	Peak	40.44	14.02	54.46	120.83	-66.37
5861.10	Peak	40.80	14.02	54.82	109.09	-54.27
5881.20	Peak	38.87	14.03	52.90	100.59	-47.70
5979.30	Peak	39.37	14.15	53.52	68.20	-14.68

Test Mode	IEEE 802.11ax HE20 / 5745 MHz	Temp/Hum	25.1(°C)/ 59%RH
Test Item	Band Edge	Test Date	May 12, 2023
Polarize	Vertical	Test Engineer	Ray Li
Detector	Peak & Average		



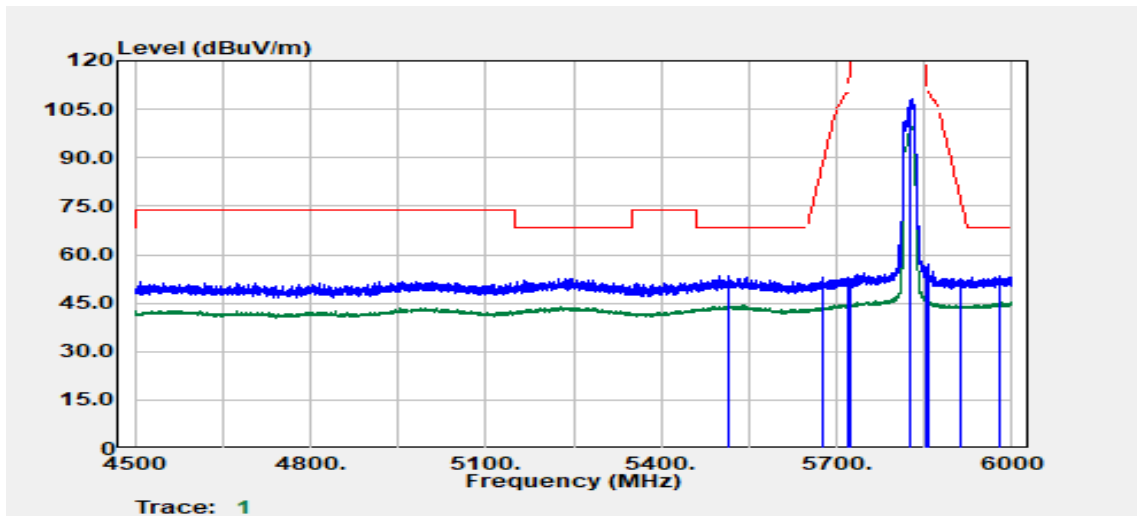
Freq. (MHz)	Detector Mode (PK/QP/AV)	Spectrum Reading Level (dBμV)	Factor (dB)	Actual FS (dBμV/m)	Limit @3m (dBμV/m)	Margin (dB)
5521.80	Peak	40.44	12.71	53.15	68.20	-15.05
5692.50	Peak	39.91	13.52	53.43	99.67	-46.25
5716.20	Peak	45.09	13.64	58.73	109.74	-51.00
5722.20	Peak	45.78	13.68	59.45	115.82	-56.37
5745.00	Peak	94.32	13.79	108.11	--	--
5745.00	Average	85.08	13.79	98.88	--	--
5851.20	Peak	38.32	14.02	52.35	119.46	-67.12
5871.90	Peak	39.18	14.02	53.20	106.07	-52.86
5910.00	Peak	38.92	14.06	52.98	79.27	-26.29
5999.70	Peak	39.65	14.15	53.80	68.20	-14.40

Test Mode	IEEE 802.11ax HE20 / 5745 MHz	Temp/Hum	25.1(°C)/ 59%RH
Test Item	Band Edge	Test Date	May 12, 2023
Polarize	Horizontal	Test Engineer	Ray Li
Detector	Peak & Average		



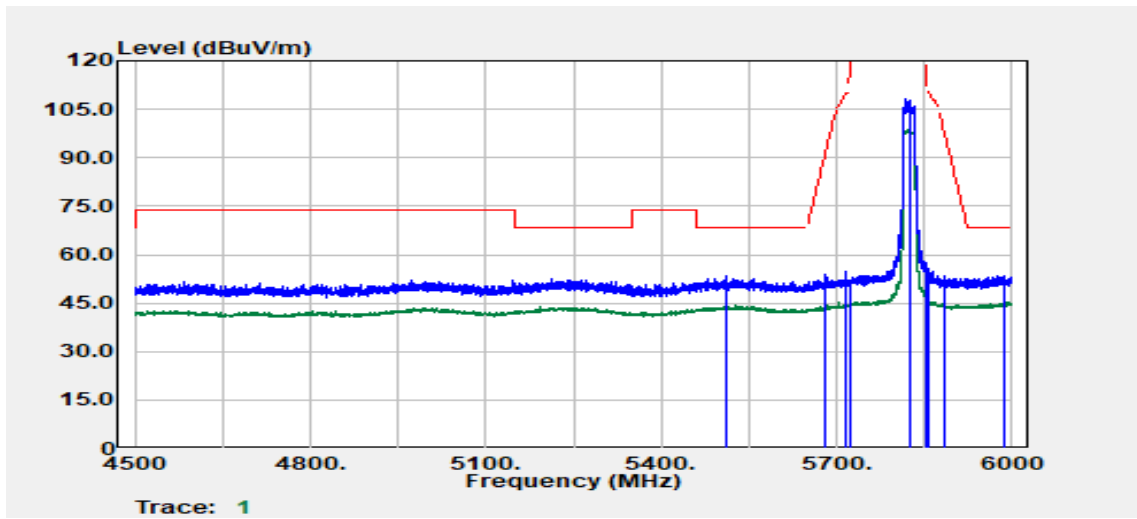
Freq. (MHz)	Detector Mode (PK/QP/AV)	Spectrum Reading Level (dBμV)	Factor (dB)	Actual FS (dBμV/m)	Limit @3m (dBμV/m)	Margin (dB)
5554.20	Peak	40.05	12.91	52.96	68.20	-15.24
5664.00	Peak	39.43	13.36	52.79	78.59	-25.80
5715.90	Peak	42.80	13.64	56.44	109.65	-53.21
5724.90	Peak	48.00	13.69	61.69	121.97	-60.28
5745.00	Peak	91.93	13.79	105.73	--	--
5745.00	Average	83.40	13.79	97.20	--	--
5851.20	Peak	38.09	14.02	52.11	119.46	-67.35
5862.00	Peak	39.25	14.02	53.27	108.84	-55.57
5913.60	Peak	38.50	14.07	52.57	76.61	-24.04
5991.00	Peak	39.28	14.15	53.43	68.20	-14.77

Test Mode	IEEE 802.11ax HE20 / 5825 MHz	Temp/Hum	25.1(°C)/ 59%RH
Test Item	Band Edge	Test Date	May 12, 2023
Polarize	Vertical	Test Engineer	Ray Li
Detector	Peak & Average		



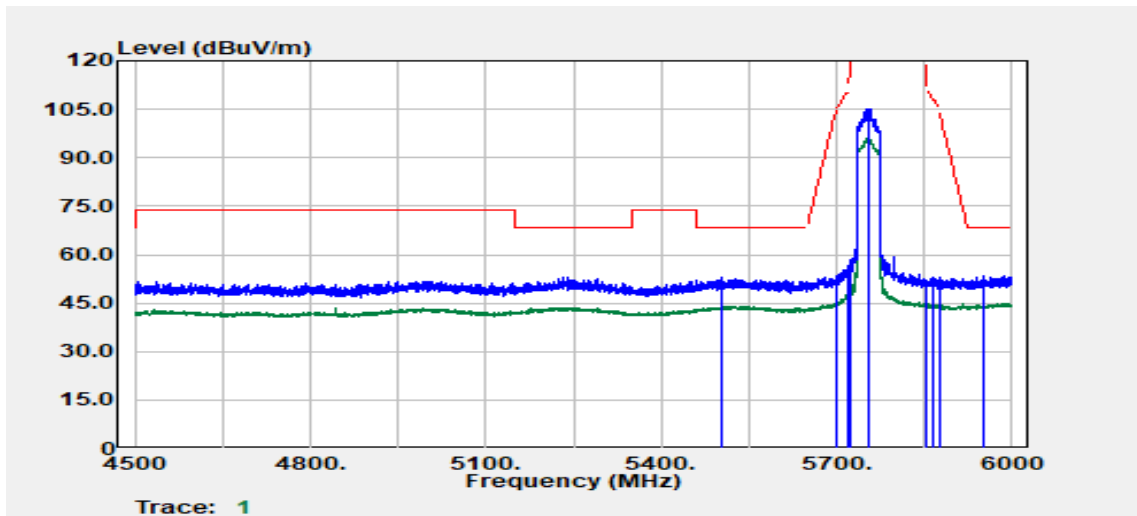
Freq. (MHz)	Detector Mode (PK/QP/AV)	Spectrum Reading Level (dBμV)	Factor (dB)	Actual FS (dBμV/m)	Limit @3m (dBμV/m)	Margin (dB)
5513.70	Peak	40.97	12.65	53.62	68.20	-14.58
5674.80	Peak	39.45	13.42	52.87	86.59	-33.72
5719.50	Peak	39.11	13.66	52.78	110.66	-57.89
5724.30	Peak	38.93	13.69	52.62	120.60	-67.99
5825.00	Peak	94.16	14.09	108.25	--	--
5825.00	Average	85.52	14.09	99.61	--	--
5853.90	Peak	42.11	14.02	56.13	113.31	-57.18
5856.60	Peak	42.91	14.02	56.93	110.35	-53.42
5910.90	Peak	38.68	14.06	52.73	78.60	-25.87
5978.40	Peak	39.11	14.15	53.26	68.20	-14.94

Test Mode	IEEE 802.11ax HE20 / 5825 MHz	Temp/Hum	25.1(°C)/ 59%RH
Test Item	Band Edge	Test Date	May 12, 2023
Polarize	Horizontal	Test Engineer	Ray Li
Detector	Peak & Average		



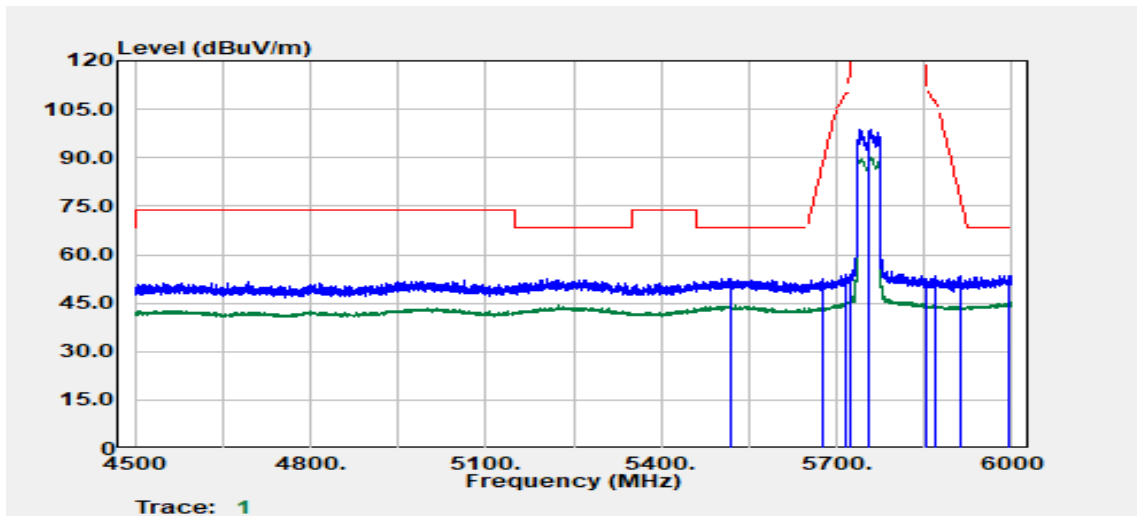
Freq. (MHz)	Detector Mode (PK/QP/AV)	Spectrum Reading Level (dBμV)	Factor (dB)	Actual FS (dBμV/m)	Limit @3m (dBμV/m)	Margin (dB)
5510.10	Peak	40.61	12.62	53.23	68.20	-14.97
5681.10	Peak	40.24	13.45	53.69	91.25	-37.56
5716.20	Peak	41.24	13.64	54.88	109.74	-54.86
5724.30	Peak	38.56	13.69	52.25	120.60	-68.36
5825.00	Peak	94.00	14.09	108.09	--	--
5825.00	Average	84.47	14.09	98.56	--	--
5853.30	Peak	43.68	14.02	57.70	114.67	-56.98
5856.60	Peak	41.81	14.02	55.83	110.35	-54.52
5883.00	Peak	39.46	14.03	53.49	99.26	-45.77
5985.00	Peak	39.35	14.15	53.51	68.20	-14.69

Test Mode	IEEE 802.11ax HE40 / 5755 MHz	Temp/Hum	25.1(°C)/ 59%RH
Test Item	Band Edge	Test Date	May 12, 2023
Polarize	Vertical	Test Engineer	Ray Li
Detector	Peak & Average		



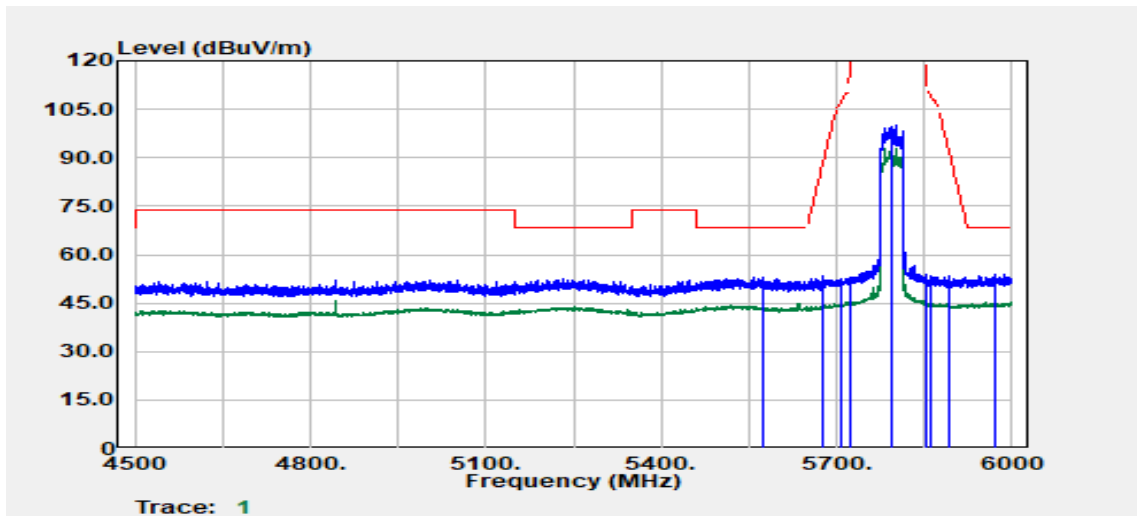
Freq. (MHz)	Detector Mode (PK/QP/AV)	Spectrum Reading Level (dBμV)	Factor (dB)	Actual FS (dBμV/m)	Limit @3m (dBμV/m)	Margin (dB)
5504.70	Peak	40.31	12.58	52.90	68.20	-15.30
5698.80	Peak	39.94	13.55	53.49	104.32	-50.83
5719.20	Peak	41.97	13.66	55.63	110.58	-54.95
5724.60	Peak	44.52	13.69	58.21	121.29	-63.08
5755.00	Peak	91.25	13.85	105.10	--	--
5755.00	Average	82.00	13.85	95.86	--	--
5852.10	Peak	37.83	14.02	51.85	117.41	-65.56
5863.80	Peak	38.77	14.02	52.79	108.33	-55.54
5877.00	Peak	38.91	14.03	52.93	103.71	-50.78
5951.10	Peak	39.25	14.16	53.41	68.20	-14.79

Test Mode	IEEE 802.11ax HE40 / 5755 MHz	Temp/Hum	25.1(°C) / 59%RH
Test Item	Band Edge	Test Date	May 12, 2023
Polarize	Horizontal	Test Engineer	Ray Li
Detector	Peak & Average		



Freq. (MHz)	Detector Mode (PK/QP/AV)	Spectrum Reading Level (dBμV)	Factor (dB)	Actual FS (dBμV/m)	Limit @3m (dBμV/m)	Margin (dB)
5517.90	Peak	39.80	12.68	52.48	68.20	-15.72
5676.00	Peak	39.12	13.43	52.54	87.48	-34.94
5716.80	Peak	40.06	13.65	53.71	109.91	-56.20
5724.30	Peak	40.32	13.69	54.01	120.60	-66.60
5755.00	Peak	85.06	13.85	98.91	--	--
5755.00	Average	76.18	13.85	90.04	--	--
5853.30	Peak	38.33	14.02	52.35	114.67	-62.33
5868.30	Peak	39.27	14.02	53.30	107.07	-53.78
5911.20	Peak	39.49	14.06	53.54	78.38	-24.84
5993.40	Peak	39.25	14.15	53.40	68.20	-14.80

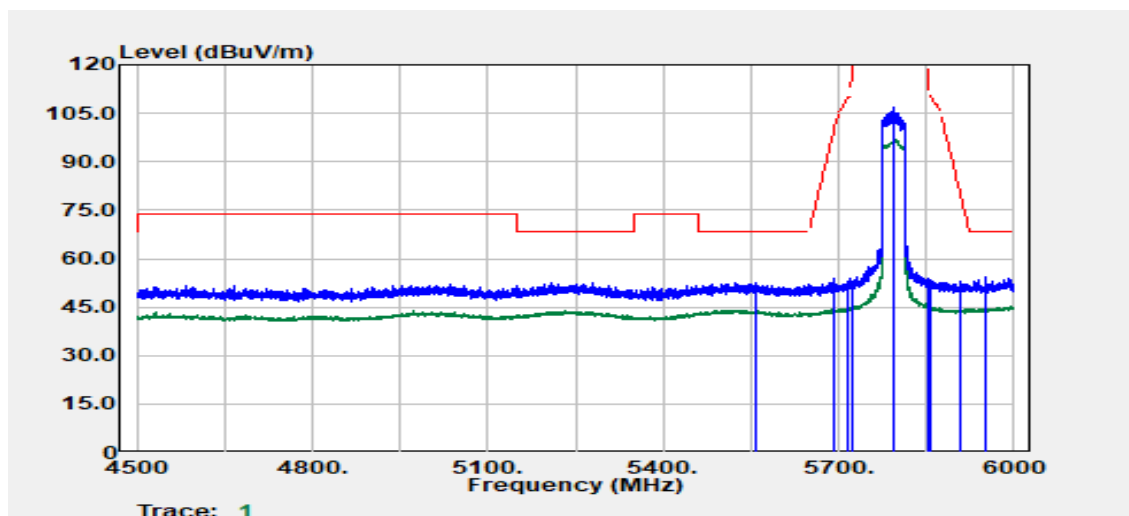
Test Mode	IEEE 802.11ax HE40 / 5795 MHz	Temp/Hum	25.1(°C) / 59%RH
Test Item	Band Edge	Test Date	May 12, 2023
Polarize	Vertical	Test Engineer	Ray Li
Detector	Peak & Average		



Freq. (MHz)	Detector Mode (PK/QP/AV)	Spectrum Reading Level (dBμV)	Factor (dB)	Actual FS (dBμV/m)	Limit @3m (dBμV/m)	Margin (dB)
5574.00	Peak	40.17	12.87	53.04	68.20	-15.16
5674.80	Peak	40.13	13.42	53.55	86.59	-33.05
5708.10	Peak	39.06	13.60	52.66	107.47	-54.81
5724.60	Peak	39.31	13.69	52.99	121.29	-68.29
5795.00	Peak	86.05	14.13	100.18	--	--
5795.00	Average	78.74	14.13	92.87	--	--
5851.50	Peak	39.96	14.02	53.98	118.78	-64.80
5860.20	Peak	39.38	14.02	53.40	109.34	-55.94
5891.70	Peak	39.20	14.03	53.23	92.81	-39.58
5970.90	Peak	39.72	14.16	53.88	68.20	-14.32

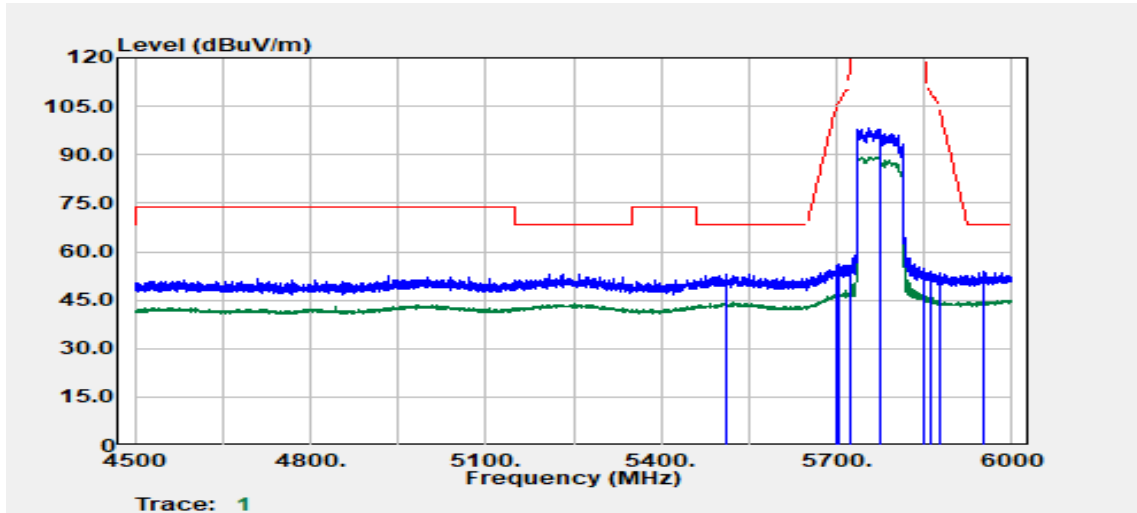
Report No.: TMWK2303000590KR

Test Mode	IEEE 802.11ax HE40 / 5795 MHz	Temp/Hum	25.1(°C) / 59%RH
Test Item	Band Edge	Test Date	May 12, 2023
Polarize	Horizontal	Test Engineer	Ray Li
Detector	Peak & Average		



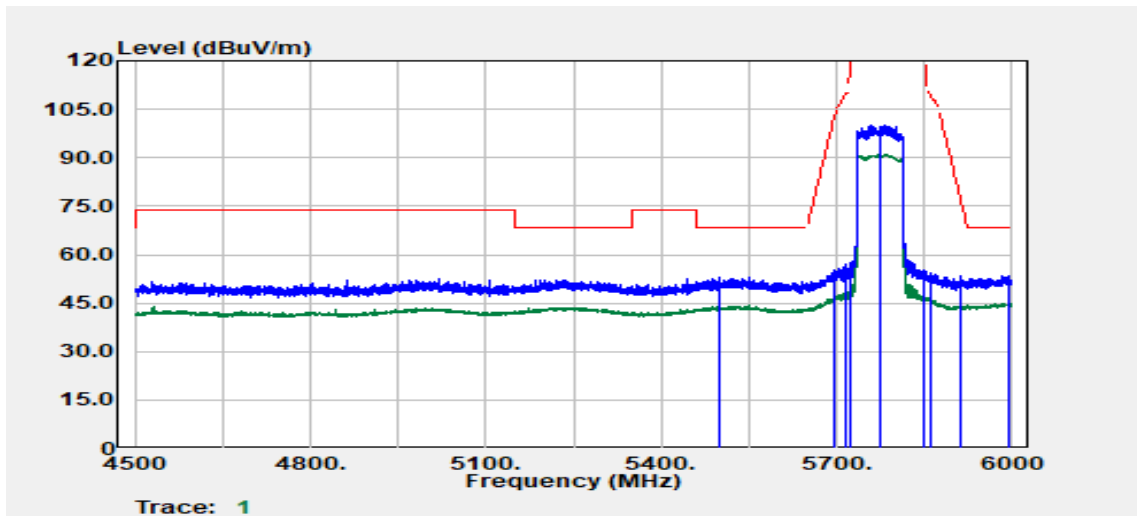
Freq. (MHz)	Detector Mode (PK/QP/AV)	Spectrum Reading Level (dBμV)	Factor (dB)	Actual FS (dBμV/m)	Limit @3m (dBμV/m)	Margin (dB)
5558.40	Peak	39.65	12.90	52.55	68.20	-15.65
5691.90	Peak	40.37	13.51	53.88	99.23	-45.35
5715.00	Peak	39.26	13.64	52.90	109.40	-56.50
5724.00	Peak	39.28	13.68	52.96	119.92	-66.96
5795.00	Peak	92.85	14.13	106.97	--	--
5795.00	Average	82.63	14.13	96.76	--	--
5853.90	Peak	40.03	14.02	54.05	113.31	-59.26
5856.90	Peak	39.29	14.02	53.31	110.27	-56.96
5908.20	Peak	38.92	14.05	52.97	80.60	-27.63
5951.10	Peak	40.31	14.16	54.47	68.20	-13.73

Test Mode	IEEE 802.11ax HE80 / 5775 MHz	Temp/Hum	25.1(°C)/ 59%RH
Test Item	Band Edge	Test Date	May 12, 2023
Polarize	Vertical	Test Engineer	Ray Li
Detector	Peak & Average		



Freq. (MHz)	Detector Mode (PK/QP/AV)	Spectrum Reading Level (dBμV)	Factor (dB)	Actual FS (dBμV/m)	Limit @3m (dBμV/m)	Margin (dB)
5511.30	Peak	40.40	12.63	53.03	68.20	-15.17
5700.00	Peak	41.63	13.56	55.19	105.20	-50.01
5703.90	Peak	42.67	13.58	56.26	106.29	-50.04
5722.50	Peak	41.75	13.68	55.43	116.50	-61.07
5775.00	Peak	84.14	13.99	98.13	--	--
5775.00	Average	75.43	13.99	89.42	--	--
5851.20	Peak	40.70	14.02	54.72	119.46	-64.74
5859.30	Peak	39.70	14.02	53.73	109.59	-55.87
5877.00	Peak	39.56	14.03	53.58	103.71	-50.13
5951.70	Peak	39.70	14.16	53.86	68.20	-14.34

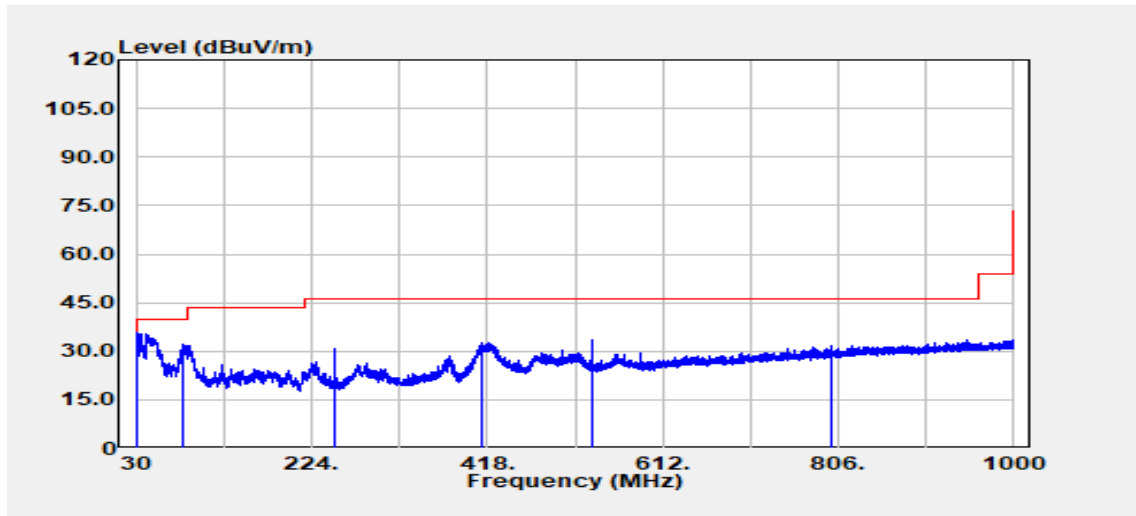
Test Mode	IEEE 802.11ax HE80 / 5775 MHz	Temp/Hum	25.1(°C) / 59%RH
Test Item	Band Edge	Test Date	May 12, 2023
Polarize	Horizontal	Test Engineer	Ray Li
Detector	Peak & Average		



Freq. (MHz)	Detector Mode (PK/QP/AV)	Spectrum Reading Level (dBμV)	Factor (dB)	Actual FS (dBμV/m)	Limit @3m (dBμV/m)	Margin (dB)
5500.80	Peak	40.32	12.56	52.87	68.20	-15.33
5694.90	Peak	41.54	13.53	55.07	101.44	-46.37
5715.00	Peak	43.20	13.64	56.83	109.40	-52.57
5723.70	Peak	43.79	13.68	57.47	119.24	-61.77
5775.00	Peak	86.02	13.99	100.01	--	--
5775.00	Average	77.00	13.99	90.99	--	--
5850.90	Peak	41.04	14.02	55.06	120.15	-65.09
5861.10	Peak	40.26	14.02	54.28	109.09	-54.81
5913.90	Peak	39.41	14.07	53.47	76.39	-22.91
5993.10	Peak	39.39	14.15	53.54	68.20	-14.66

Below 1G Test Data: Non-Beamforming

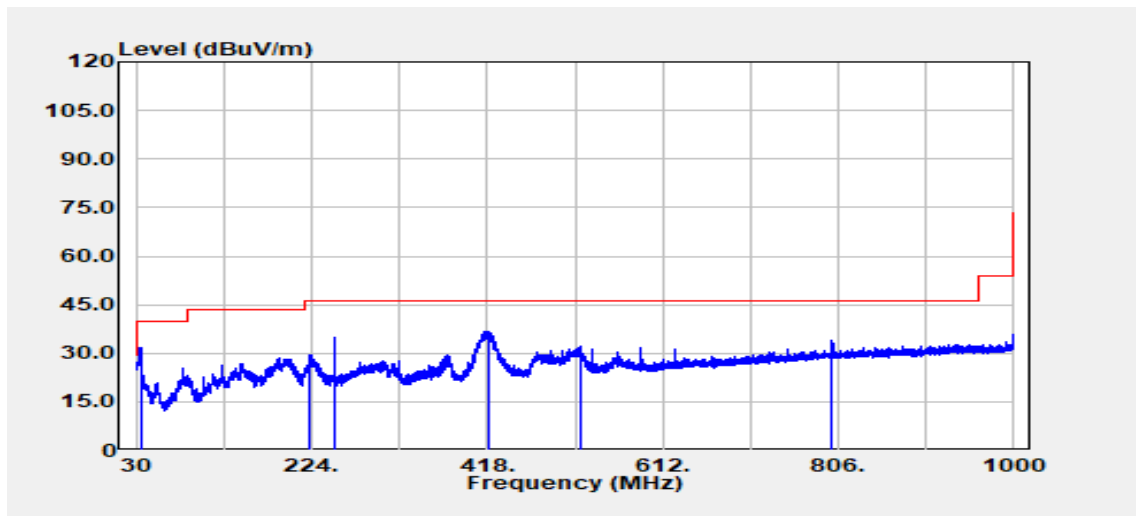
Test Mode	IEEE 802.11n HT40 / 5230 MHz	Temp/Hum	23.5(°C)/ 60%RH
Test Item	30MHz-1GHz	Test Date	March 31, 2023
Polarize	Vertical	Test Engineer	Ray Li
Detector	Peak		



Freq. (MHz)	Detector Mode (PK/QP/AV)	Spectrum Reading Level (dBµV)	Factor (dB)	Actual FS (dBµV/m)	Limit @3m (dBµV/m)	Margin (dB)
31.70	Peak	39.19	-3.64	35.55	40.00	-4.45
82.62	Peak	48.01	-15.94	32.06	40.00	-7.94
249.95	Peak	41.59	-10.79	30.80	46.00	-15.20
410.85	Peak	38.10	-5.34	32.76	46.00	-13.24
532.95	Peak	36.62	-3.03	33.60	46.00	-12.40
799.21	Peak	30.41	1.42	31.83	46.00	-14.17

Note: 1. No emission found between lowest internal used/generated frequency to 30MHz(9KHz~30MHz)
 2. For below 1GHz, the EUT peak value was under average limit, therefore the Average value compliance with the average limit.

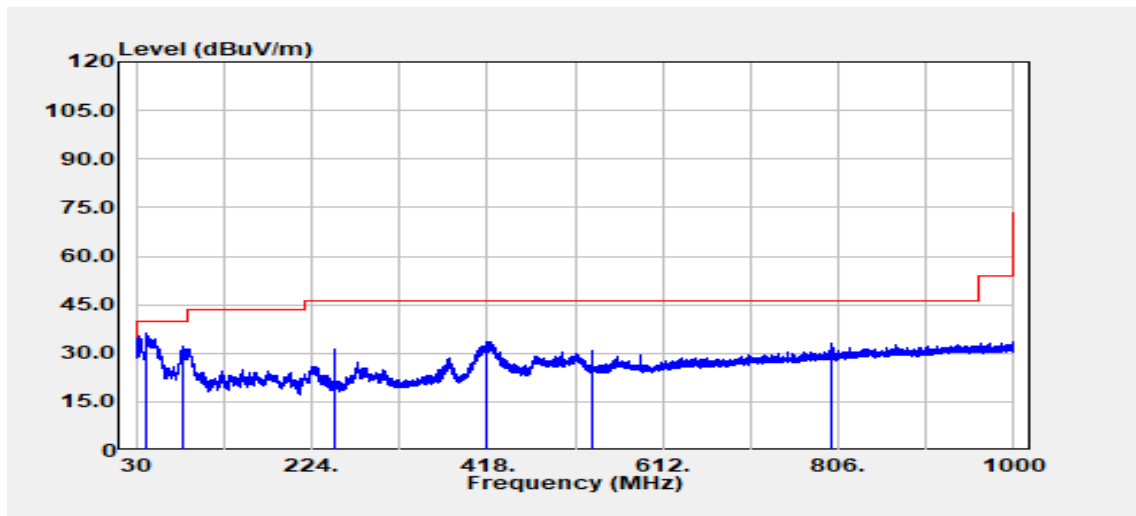
Test Mode	IEEE 802.11n HT40 / 5230 MHz	Temp/Hum	23.5(°C)/ 60%RH
Test Item	30MHz-1GHz	Test Date	March 31, 2023
Polarize	Horizontal	Test Engineer	Ray Li
Detector	Peak		



Freq. (MHz)	Detector Mode (PK/QP/AV)	Spectrum Reading Level (dBμV)	Factor (dB)	Actual FS (dBμV/m)	Limit @3m (dBμV/m)	Margin (dB)
35.09	Peak	37.78	-5.97	31.81	40.00	-8.19
222.67	Peak	41.09	-11.78	29.31	46.00	-16.69
249.95	Peak	45.82	-10.79	35.03	46.00	-10.97
418.49	Peak	41.93	-5.18	36.75	46.00	-9.25
520.58	Peak	35.34	-3.18	32.16	46.00	-13.84
799.57	Peak	32.36	1.42	33.77	46.00	-12.23

Note: 1. No emission found between lowest internal used/generated frequency to 30MHz(9KHz~30MHz)
 2. For below 1GHz, the EUT peak value was under average limit, therefore the Average value compliance with the average limit.

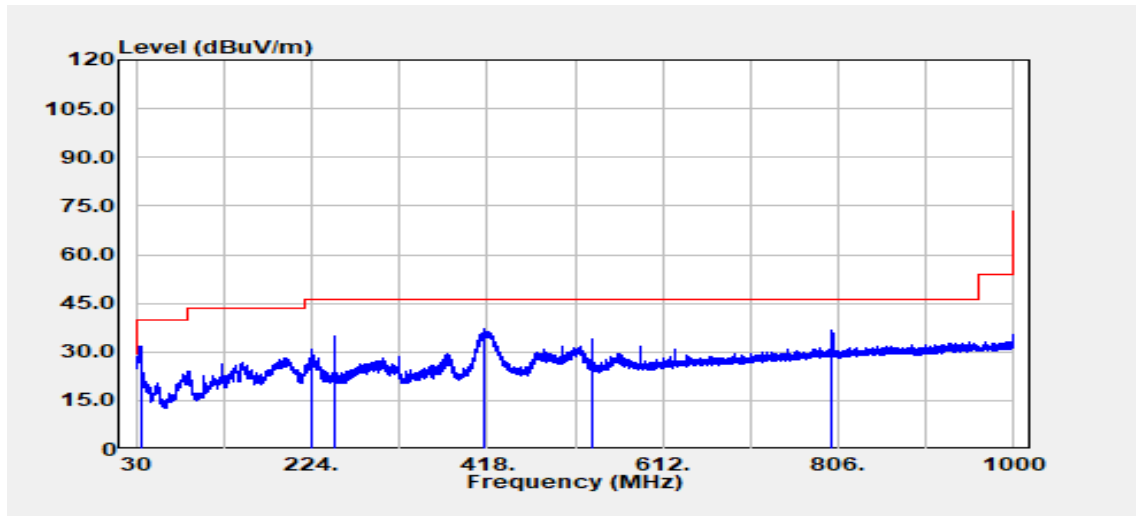
Test Mode	IEEE 802.11ac VHT80 / 5755 MHz	Temp/Hum	23.5(°C)/ 60%RH
Test Item	30MHz-1GHz	Test Date	March 31, 2023
Polarize	Vertical	Test Engineer	Ray Li
Detector	Peak		



Freq. (MHz)	Detector Mode (PK/QP/AV)	Spectrum Reading Level (dBµV)	Factor (dB)	Actual FS (dBµV/m)	Limit @3m (dBµV/m)	Margin (dB)
42.25	Peak	47.51	-11.42	36.09	40.00	-3.91
82.62	Peak	47.88	-15.94	31.94	40.00	-8.06
249.95	Peak	41.89	-10.79	31.10	46.00	-14.90
416.67	Peak	38.77	-5.22	33.55	46.00	-12.45
532.95	Peak	33.76	-3.03	30.74	46.00	-15.26
799.45	Peak	31.68	1.42	33.10	46.00	-12.90

Note: 1. No emission found between lowest internal used/generated frequency to 30MHz(9KHz~30MHz)
 2. For below 1GHz, the EUT peak value was under average limit, therefore the Average value compliance with the average limit.

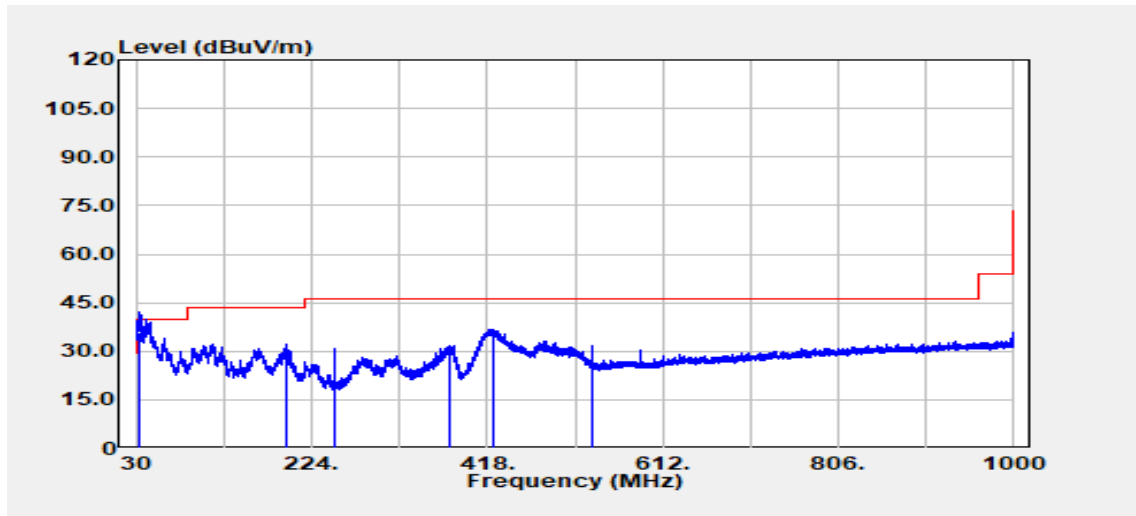
Test Mode	IEEE 802.11ac VHT80 / 5755 MHz	Temp/Hum	23.5(°C)/ 60%RH
Test Item	30MHz-1GHz	Test Date	March 31, 2023
Polarize	Horizontal	Test Engineer	Ray Li
Detector	Peak		



Freq. (MHz)	Detector Mode (PK/QP/AV)	Spectrum Reading Level (dBµV)	Factor (dB)	Actual FS (dBµV/m)	Limit @3m (dBµV/m)	Margin (dB)
34.97	Peak	37.56	-5.84	31.73	40.00	-8.27
224.00	Peak	42.34	-11.74	30.60	46.00	-15.40
249.95	Peak	45.48	-10.79	34.69	46.00	-11.31
414.85	Peak	42.36	-5.26	37.09	46.00	-8.91
532.95	Peak	36.85	-3.03	33.82	46.00	-12.18
799.57	Peak	35.19	1.42	36.61	46.00	-9.39

Note: 1. No emission found between lowest internal used/generated frequency to 30MHz(9KHz~30MHz)
 2. For below 1GHz, the EUT peak value was under average limit, therefore the Average value compliance with the average limit.

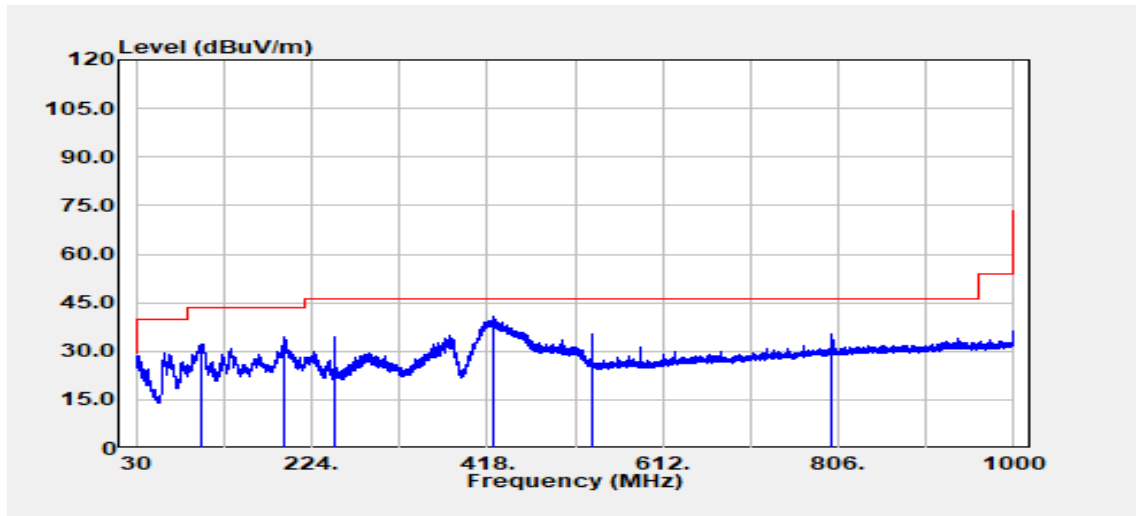
Test Mode	IEEE 802.11ax HE20 / 5320 MHz	Temp/Hum	21.4(°C)/ 53%RH
Test Item	30MHz-1GHz	Test Date	April 10, 2023
Polarize	Vertical	Test Engineer	Czerny Lin
Detector	Peak		



Freq. (MHz)	Detector Mode (PK/QP/AV)	Spectrum Reading Level (dBµV)	Factor (dB)	Actual FS (dBµV/m)	Limit @3m (dBµV/m)	Margin (dB)
34.49	QP	41.32	-5.60	35.72	40.00	-4.28
195.14	Peak	42.81	-10.45	32.36	43.50	-11.14
249.95	Peak	41.64	-10.79	30.85	46.00	-15.15
375.81	Peak	38.56	-6.72	31.85	46.00	-14.15
425.76	Peak	41.87	-5.02	36.85	46.00	-9.15
532.95	Peak	34.63	-3.03	31.60	46.00	-14.40

Note: 1. No emission found between lowest internal used/generated frequency to 30MHz(9KHz~30MHz)
 2. For below 1GHz, the EUT peak value was under average limit, therefore the Average value compliance with the average limit.

Test Mode	IEEE 802.11ax HE20 / 5320 MHz	Temp/Hum	21.4(°C)/ 53%RH
Test Item	30MHz-1GHz	Test Date	April 10, 2023
Polarize	Horizontal	Test Engineer	Czerny Lin
Detector	Peak		

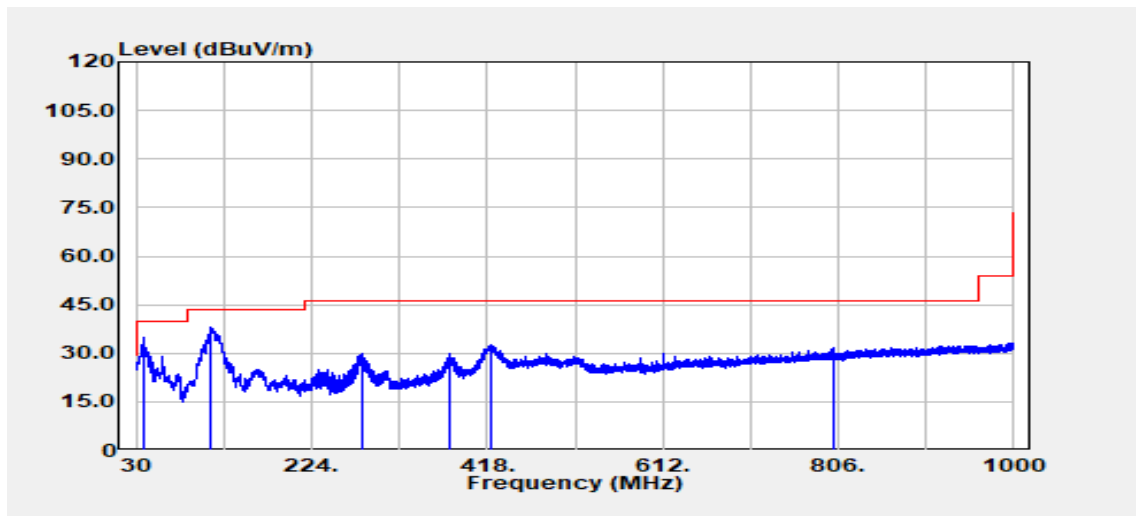


Freq. (MHz)	Detector Mode (PK/QP/AV)	Spectrum Reading Level (dBµV)	Factor (dB)	Actual FS (dBµV/m)	Limit @3m (dBµV/m)	Margin (dB)
102.02	Peak	44.44	-12.24	32.20	43.50	-11.30
194.66	Peak	45.00	-10.59	34.41	43.50	-9.09
249.95	Peak	45.19	-10.79	34.41	46.00	-11.59
424.43	Peak	45.64	-5.05	40.59	46.00	-5.41
532.95	Peak	38.52	-3.03	35.50	46.00	-10.50
799.33	Peak	34.03	1.42	35.45	46.00	-10.55

Note: 1. No emission found between lowest internal used/generated frequency to 30MHz(9KHz~30MHz)
 2. For below 1GHz, the EUT peak value was under average limit, therefore the Average value compliance with the average limit.

Below 1G Test Data: Beamforming

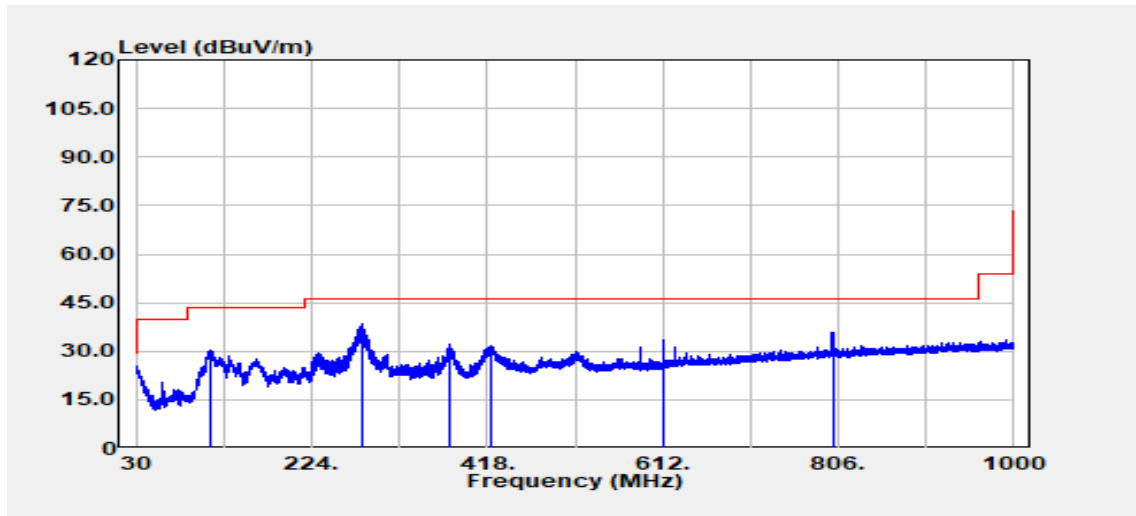
Test Mode	IEEE 802.11ac VHT160 / 5250 MHz	Temp/Hum	24.1(°C)/ 57%RH
Test Item	30MHz-1GHz	Test Date	May 18, 2023
Polarize	Vertical	Test Engineer	Ray Li
Detector	Peak		



Freq. (MHz)	Detector Mode (PK/QP/AV)	Spectrum Reading Level (dBµV)	Factor (dB)	Actual FS (dBµV/m)	Limit @3m (dBµV/m)	Margin (dB)
38.73	Peak	43.82	-8.90	34.92	40.00	-5.08
113.42	Peak	47.76	-9.93	37.82	43.50	-5.68
279.05	Peak	38.97	-8.93	30.04	46.00	-15.96
376.17	Peak	36.47	-6.70	29.76	46.00	-16.24
422.85	Peak	37.83	-5.08	32.75	46.00	-13.25
800.42	Peak	30.42	1.43	31.85	46.00	-14.15

Note: 1. No emission found between lowest internal used/generated frequency to 30MHz(9KHz~30MHz)
 2. For below 1GHz, the EUT peak value was under average limit, therefore the Average value compliance with the average limit.

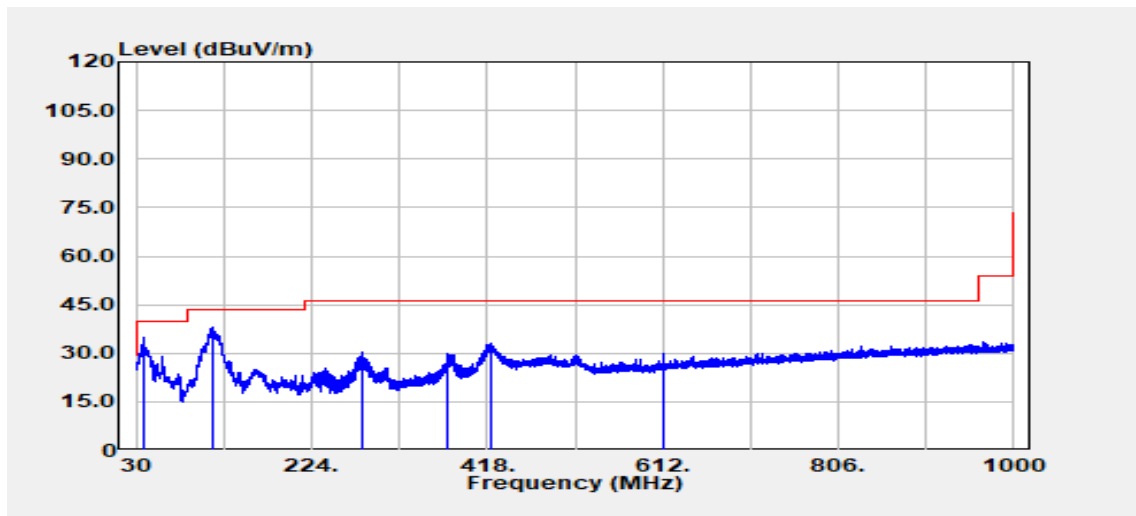
Test Mode	IEEE 802.11ac VHT160 / 5250 MHz	Temp/Hum	24.1(°C)/ 57%RH
Test Item	30MHz-1GHz	Test Date	May 18, 2023
Polarize	Horizontal	Test Engineer	Ray Li
Detector	Peak		



Freq. (MHz)	Detector Mode (PK/QP/AV)	Spectrum Reading Level (dBμV)	Factor (dB)	Actual FS (dBμV/m)	Limit @3m (dBμV/m)	Margin (dB)
112.45	Peak	40.24	-9.98	30.27	43.50	-13.23
280.14	Peak	47.22	-8.95	38.27	46.00	-7.73
377.26	Peak	38.88	-6.67	32.21	46.00	-13.79
422.24	Peak	36.81	-5.10	31.72	46.00	-14.28
612.49	Peak	35.01	-1.61	33.40	46.00	-12.60
799.94	Peak	34.31	1.42	35.73	46.00	-10.27

Note: 1. No emission found between lowest internal used/generated frequency to 30MHz(9KHz~30MHz)
 2. For below 1GHz, the EUT peak value was under average limit, therefore the Average value compliance with the average limit.

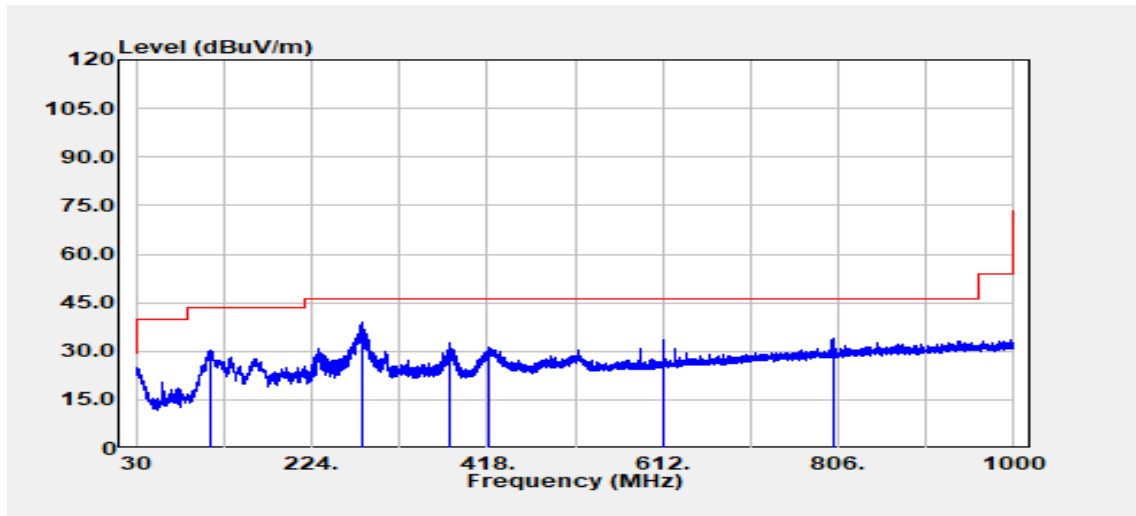
Test Mode	IEEE 802.11ac VHT80 / 5530 MHz	Temp/Hum	24.1(°C)/ 57%RH
Test Item	30MHz-1GHz	Test Date	May 18, 2023
Polarize	Vertical	Test Engineer	Ray Li
Detector	Peak		



Freq. (MHz)	Detector Mode (PK/QP/AV)	Spectrum Reading Level (dBμV)	Factor (dB)	Actual FS (dBμV/m)	Limit @3m (dBμV/m)	Margin (dB)
38.73	Peak	43.58	-8.90	34.68	40.00	-5.32
114.39	Peak	47.57	-9.73	37.84	43.50	-5.66
281.11	Peak	39.04	-8.92	30.12	46.00	-15.88
375.08	Peak	36.51	-6.74	29.77	46.00	-16.23
421.03	Peak	38.10	-5.12	32.98	46.00	-13.02
612.49	Peak	31.61	-1.61	30.01	46.00	-15.99

Note: 1. No emission found between lowest internal used/generated frequency to 30MHz(9KHz~30MHz)
 2. For below 1GHz, the EUT peak value was under average limit, therefore the Average value compliance with the average limit.

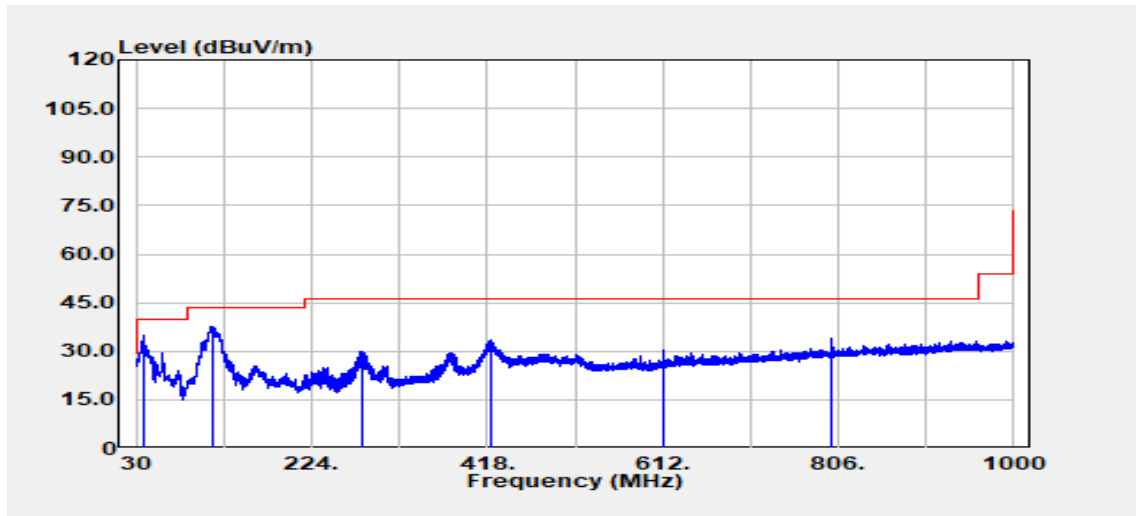
Test Mode	IEEE 802.11ac VHT80 / 5530 MHz	Temp/Hum	24.1(°C) / 57%RH
Test Item	30MHz-1GHz	Test Date	May 18, 2023
Polarize	Horizontal	Test Engineer	Ray Li
Detector	Peak		



Freq. (MHz)	Detector Mode (PK/QP/AV)	Spectrum Reading Level (dBμV)	Factor (dB)	Actual FS (dBμV/m)	Limit @3m (dBμV/m)	Margin (dB)
111.48	Peak	40.51	-10.25	30.25	43.50	-13.25
278.93	Peak	47.80	-8.92	38.87	46.00	-7.13
377.14	Peak	39.30	-6.68	32.62	46.00	-13.38
419.94	Peak	36.59	-5.14	31.45	46.00	-14.55
612.49	Peak	35.15	-1.61	33.54	46.00	-12.46
799.82	Peak	32.58	1.42	34.00	46.00	-12.00

Note: 1. No emission found between lowest internal used/generated frequency to 30MHz(9KHz~30MHz)
 2. For below 1GHz, the EUT peak value was under average limit, therefore the Average value compliance with the average limit.

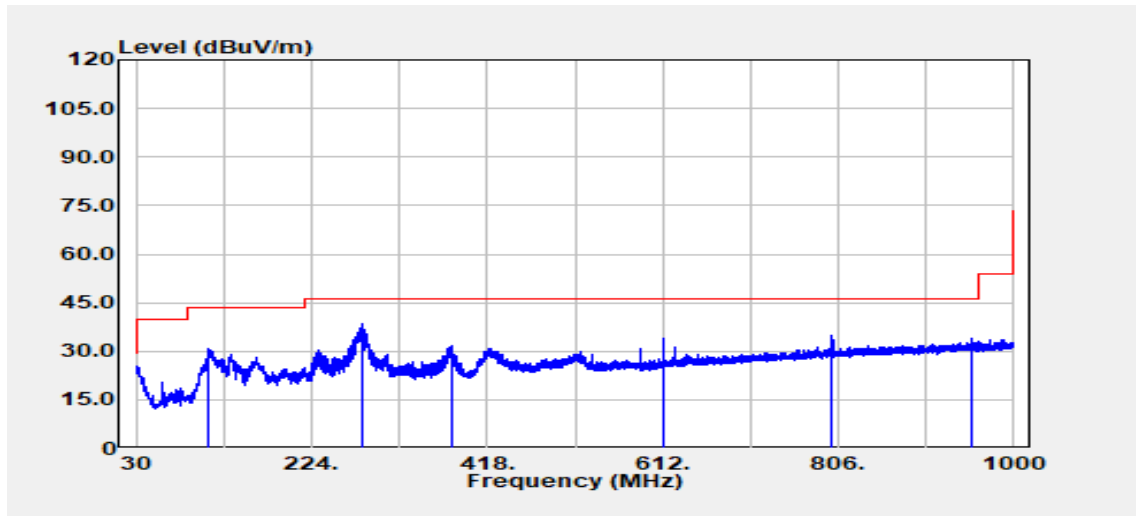
Test Mode	IEEE 802.11ax HE80 / 5775 MHz	Temp/Hum	24.1(°C)/ 57%RH
Test Item	30MHz-1GHz	Test Date	May 18, 2023
Polarize	Vertical	Test Engineer	Ray Li
Detector	Peak		



Freq. (MHz)	Detector Mode (PK/QP/AV)	Spectrum Reading Level (dBμV)	Factor (dB)	Actual FS (dBμV/m)	Limit @3m (dBμV/m)	Margin (dB)
38.49	Peak	43.59	-8.68	34.91	40.00	-5.09
113.54	Peak	47.53	-9.91	37.62	43.50	-5.88
280.02	Peak	38.85	-8.95	29.90	46.00	-16.10
421.64	Peak	38.76	-5.11	33.65	46.00	-12.35
612.49	Peak	31.82	-1.61	30.22	46.00	-15.78
798.97	Peak	32.76	1.42	34.17	46.00	-11.83

Note: 1. No emission found between lowest internal used/generated frequency to 30MHz(9KHz~30MHz)
 2. For below 1GHz, the EUT peak value was under average limit, therefore the Average value compliance with the average limit.

Test Mode	IEEE 802.11ax HE80 / 5775 MHz	Temp/Hum	24.1(°C)/ 57%RH
Test Item	30MHz-1GHz	Test Date	May 18, 2023
Polarize	Horizontal	Test Engineer	Ray Li
Detector	Peak		



Freq. (MHz)	Detector Mode (PK/QP/AV)	Spectrum Reading Level (dBμV)	Factor (dB)	Actual FS (dBμV/m)	Limit @3m (dBμV/m)	Margin (dB)
109.90	Peak	41.29	-10.38	30.91	43.50	-12.59
278.93	Peak	47.52	-8.92	38.60	46.00	-7.40
379.20	Peak	38.39	-6.61	31.78	46.00	-14.22
612.49	Peak	35.75	-1.61	34.14	46.00	-11.86
799.45	Peak	33.59	1.42	35.01	46.00	-10.99
953.20	Peak	30.19	3.70	33.89	46.00	-12.11

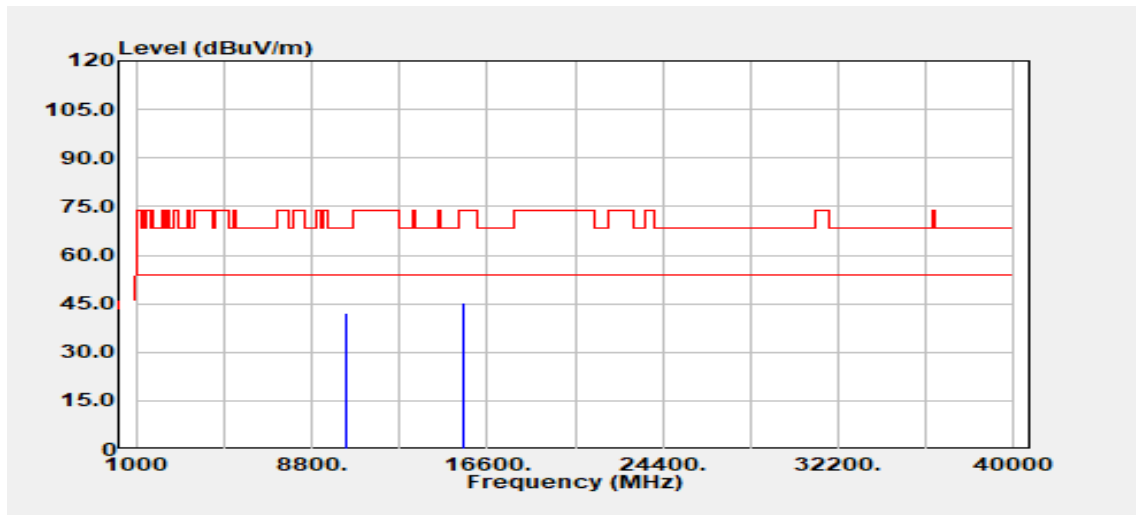
Note: 1. No emission found between lowest internal used/generated frequency to 30MHz(9KHz~30MHz)
 2. For below 1GHz, the EUT peak value was under average limit, therefore the Average value compliance with the average limit.

Above 1G Test Data: Non-Beamforming

Test Data for UNII-1

(1) Chain 0:

Test Mode	IEEE 802.11a / 5180 MHz	Temp/Hum	23.5(°C)/ 60%RH
Test Item	Harmonic	Test Date	March 29, 2023
Polarize	Vertical	Test Engineer	Tony Chao
Detector	Peak & Average		

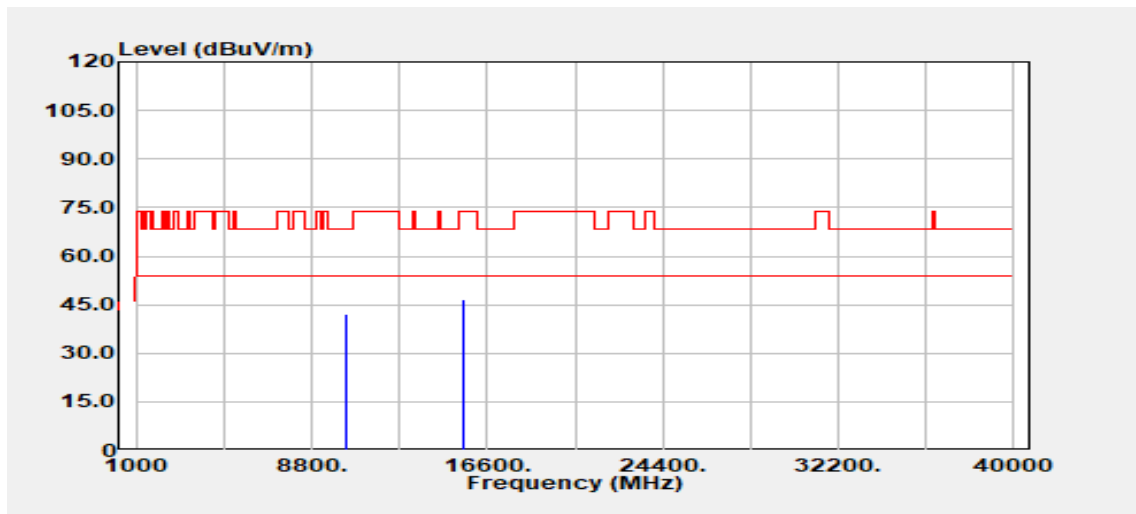


Freq. (MHz)	Detector Mode (PK/QP/AV)	Spectrum Reading Level (dBμV)	Factor (dB)	Actual FS (dBUV/m)	Limit @3m (dBμV/m)	Margin (dB)
10360.00	Peak	30.64	11.26	41.90	68.20	-26.30
15540.00	Peak	33.08	12.38	45.46	74.00	-28.54
15540.00	Average	31.94	12.38	44.32	54.00	-9.68
N/A						

Remark:

1. Measuring frequencies from 1 GHz to the 10th harmonic of highest fundamental frequency.

Test Mode	IEEE 802.11a / 5180 MHz	Temp/Hum	23.5(°C)/ 60%RH
Test Item	Harmonic	Test Date	March 29, 2023
Polarize	Horizontal	Test Engineer	Tony Chao
Detector	Peak & Average		

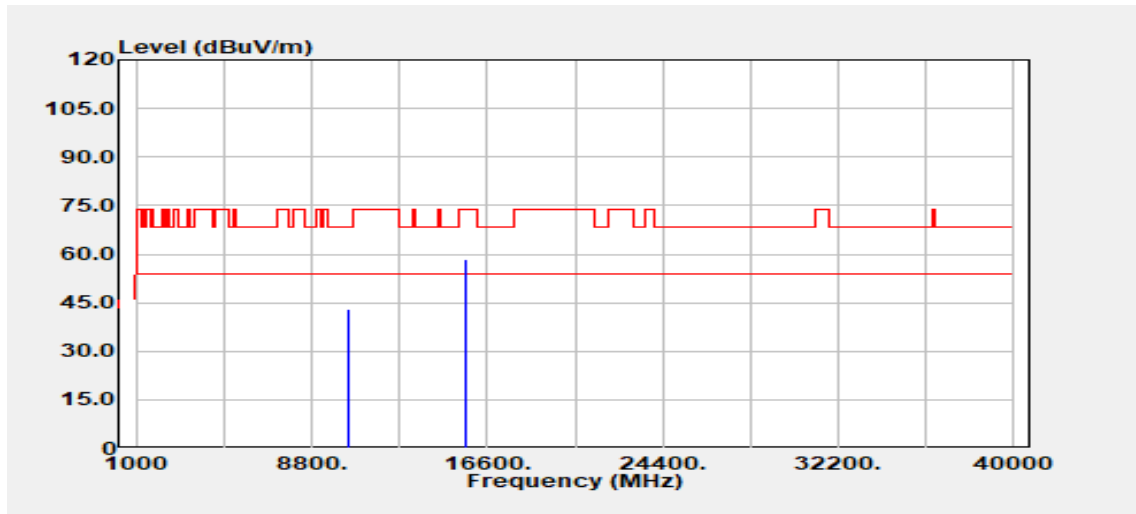


Freq. (MHz)	Detector Mode (PK/QP/AV)	Spectrum Reading Level (dBμV)	Factor (dB)	Actual FS (dBμV/m)	Limit @3m (dBμV/m)	Margin (dB)
10360.00	Peak	30.92	11.26	42.19	68.20	-26.01
15540.00	Peak	34.47	12.38	46.85	74.00	-27.15
15540.00	Average	27.50	12.38	39.88	54.00	-14.12
N/A						

Remark:

1. Measuring frequencies from 1 GHz to the 10th harmonic of highest fundamental frequency.

Test Mode	IEEE 802.11a / 5220 MHz	Temp/Hum	23.5(°C)/ 60%RH
Test Item	Harmonics	Test Date	March 29, 2023
Polarize	Vertical	Test Engineer	Tony Chao
Detector	Peak & Average		

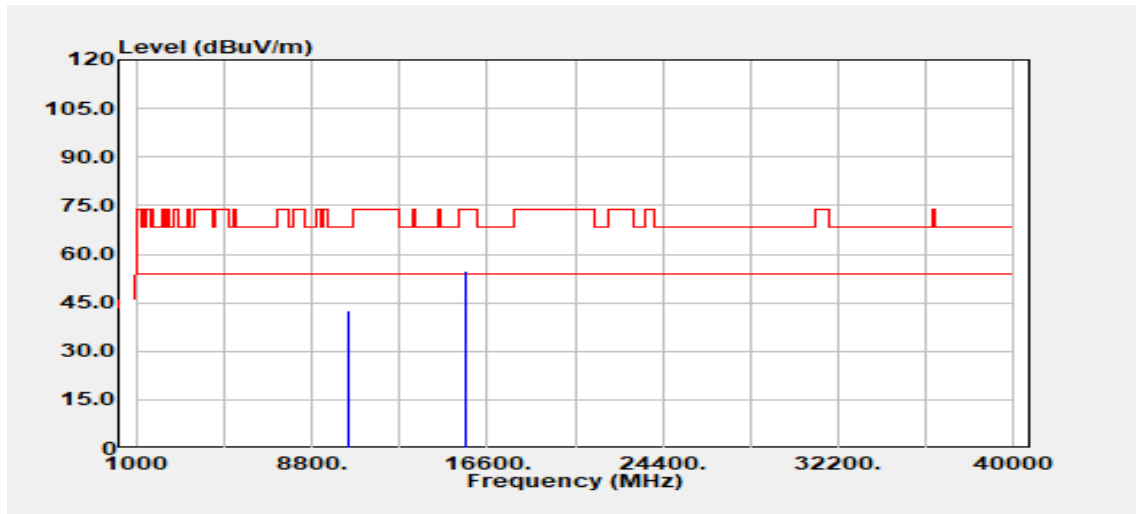


Freq. (MHz)	Detector Mode (PK/QP/AV)	Spectrum Reading Level (dBμV)	Factor (dB)	Actual FS (dBμV/m)	Limit @3m (dBμV/m)	Margin (dB)
10440.00	Peak	31.92	11.25	43.17	68.20	-25.03
15660.00	Peak	44.94	13.53	58.46	74.00	-15.54
15660.00	Average	38.85	13.53	52.38	54.00	-1.62
N/A						

Remark:

1. Measuring frequencies from 1 GHz to the 10th harmonic of highest fundamental frequency.

Test Mode	IEEE 802.11a / 5220 MHz	Temp/Hum	23.5(°C)/ 60%RH
Test Item	Harmonic	Test Date	March 29, 2023
Polarize	Horizontal	Test Engineer	Tony Chao
Detector	Peak & Average		

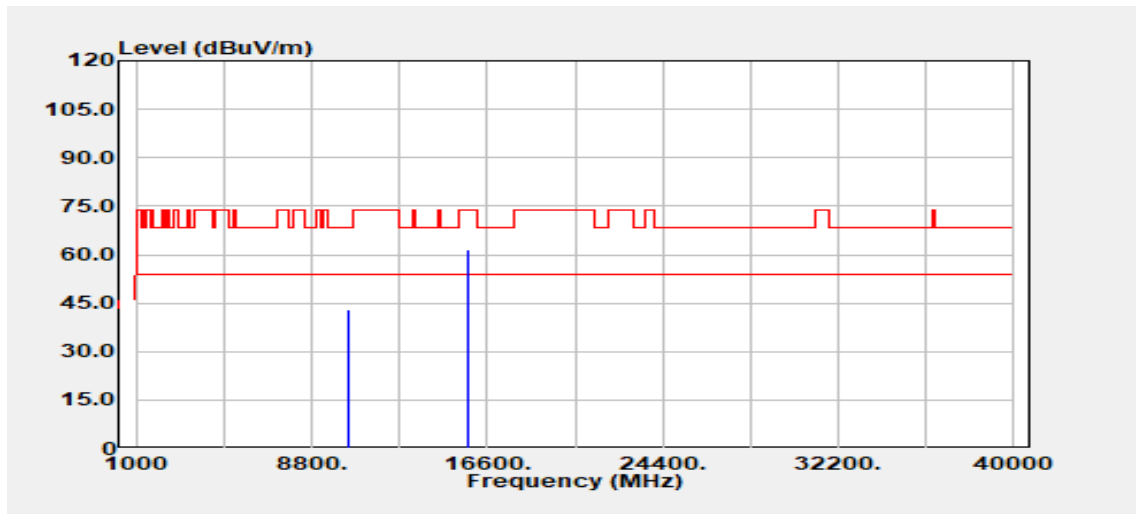


Freq. (MHz)	Detector Mode (PK/QP/AV)	Spectrum Reading Level (dBμV)	Factor (dB)	Actual FS (dBμV/m)	Limit @3m (dBμV/m)	Margin (dB)
10440.00	Peak	31.47	11.25	42.72	68.20	-25.48
15660.00	Peak	41.05	13.53	54.58	74.00	-19.42
15660.00	Average	34.46	13.53	47.99	54.00	-6.01
N/A						

Remark:

1. Measuring frequencies from 1 GHz to the 10th harmonic of highest fundamental frequency.

Test Mode	IEEE 802.11a / 5240 MHz	Temp/Hum	23.5(°C)/ 60%RH
Test Item	Harmonic	Test Date	March 29, 2023
Polarize	Vertical	Test Engineer	Tony Chao
Detector	Peak & Average		

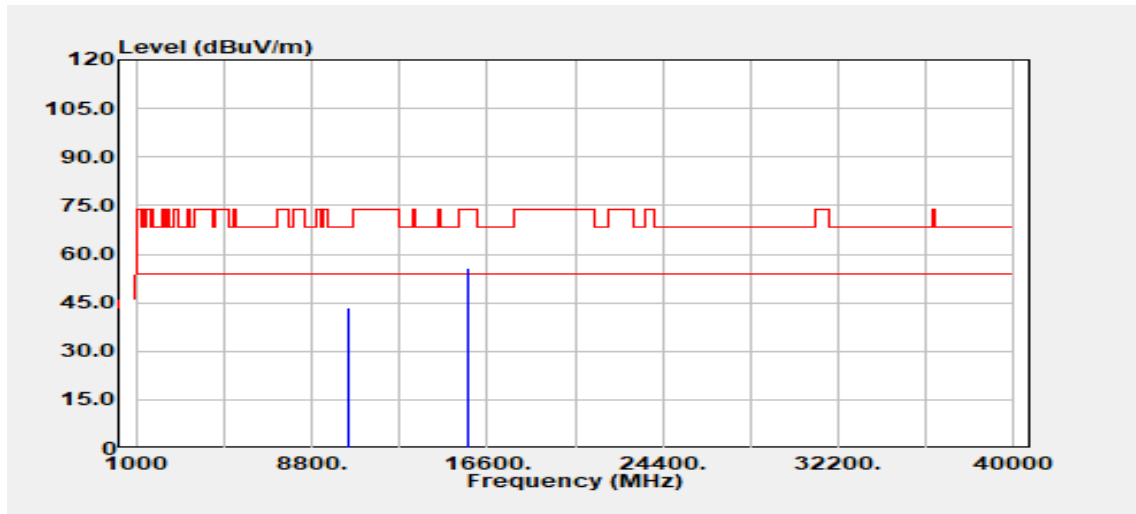


Freq. (MHz)	Detector Mode (PK/QP/AV)	Spectrum Reading Level (dBμV)	Factor (dB)	Actual FS (dBμV/m)	Limit @3m (dBμV/m)	Margin (dB)
10480.00	Peak	31.81	11.35	43.16	68.20	-25.04
15720.00	Peak	47.48	14.11	61.59	74.00	-12.41
15720.00	Average	38.26	14.11	52.37	54.00	-1.63
N/A						

Remark:

1. Measuring frequencies from 1 GHz to the 10th harmonic of highest fundamental frequency.

Test Mode	IEEE 802.11a / 5240 MHz	Temp/Hum	23.5(°C)/ 60%RH
Test Item	Harmonic	Test Date	March 29, 2023
Polarize	Horizontal	Test Engineer	Tony Chao
Detector	Peak & Average		



Freq. (MHz)	Detector Mode (PK/QP/AV)	Spectrum Reading Level (dBμV)	Factor (dB)	Actual FS (dBμV/m)	Limit @3m (dBμV/m)	Margin (dB)
10480.00	Peak	32.02	11.35	43.37	68.20	-24.83
15720.00	Peak	41.77	14.11	55.88	74.00	-18.12
15720.00	Average	34.58	14.11	48.69	54.00	-5.31
N/A						

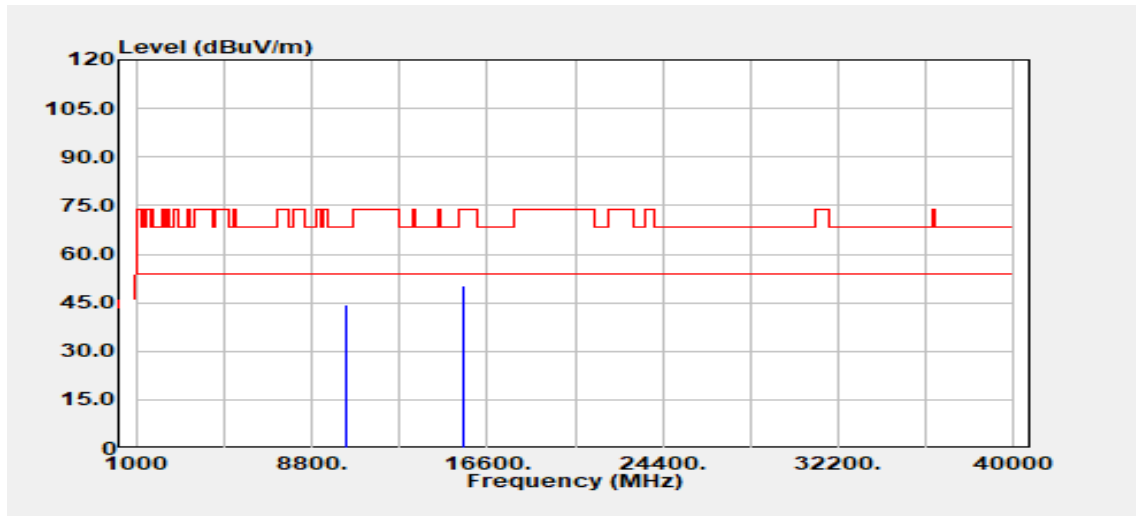
Remark:

1. Measuring frequencies from 1 GHz to the 10th harmonic of highest fundamental frequency.

Test Data for UNII-1

(2) Chain 1:

Test Mode	IEEE 802.11a / 5180 MHz	Temp/Hum	23.5(°C)/ 60%RH
Test Item	Harmonic	Test Date	March 29, 2023
Polarize	Vertical	Test Engineer	Tony Chao
Detector	Peak & Average		

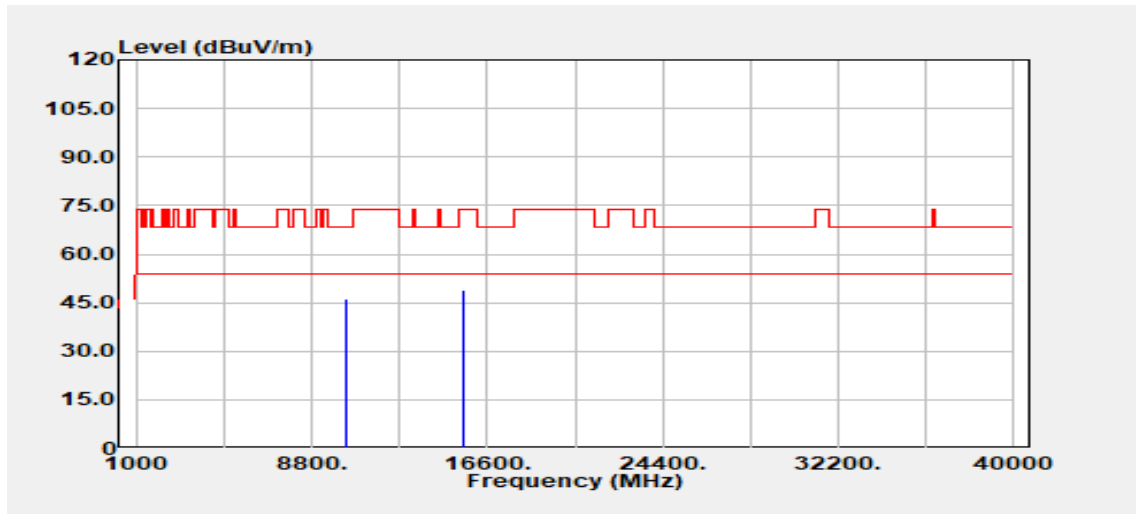


Freq. (MHz)	Detector Mode (PK/QP/AV)	Spectrum Reading Level (dBμV)	Factor (dB)	Actual FS (dBμV/m)	Limit @3m (dBμV/m)	Margin (dB)
10360.00	Peak	33.03	11.26	44.30	68.20	-26.30
15540.00	Peak	37.92	12.38	50.30	74.00	-28.54
15540.00	Average	31.03	12.38	43.41	54.00	-9.68
N/A						

Remark:

1. Measuring frequencies from 1 GHz to the 10th harmonic of highest fundamental frequency.

Test Mode	IEEE 802.11a / 5180 MHz	Temp/Hum	23.5(°C)/ 60%RH
Test Item	Harmonic	Test Date	March 29, 2023
Polarize	Horizontal	Test Engineer	Tony Chao
Detector	Peak & Average		

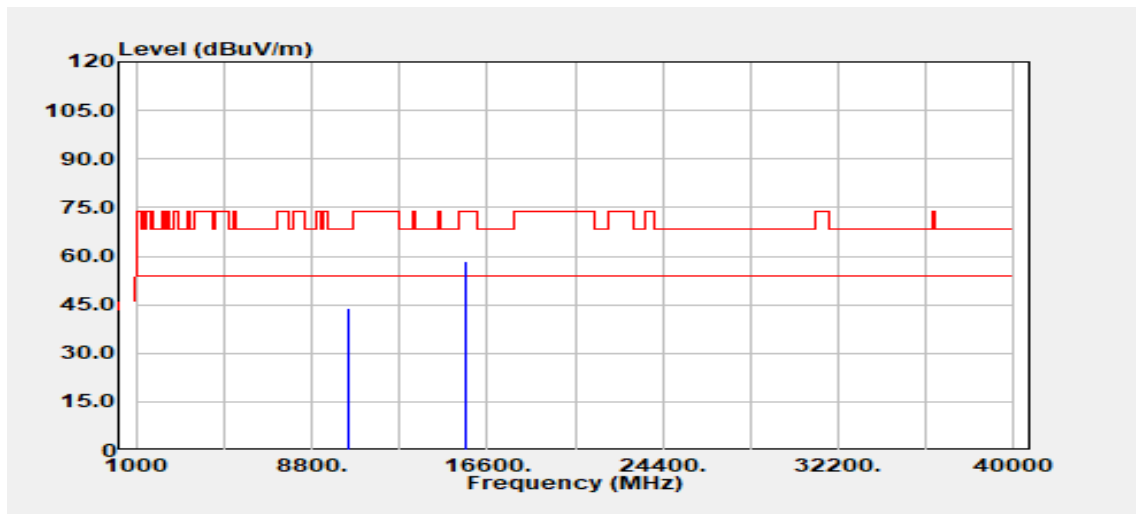


Freq. (MHz)	Detector Mode (PK/QP/AV)	Spectrum Reading Level (dBμV)	Factor (dB)	Actual FS (dBμV/m)	Limit @3m (dBμV/m)	Margin (dB)
10360.00	Peak	34.73	11.26	45.99	68.20	-22.21
15540.00	Peak	36.70	12.38	49.08	74.00	-24.92
15540.00	Average	27.69	12.38	40.07	54.00	-13.93
N/A						

Remark:

1. Measuring frequencies from 1 GHz to the 10th harmonic of highest fundamental frequency.

Test Mode	IEEE 802.11a / 5220 MHz	Temp/Hum	23.5(°C)/ 60%RH
Test Item	Harmonics	Test Date	March 29, 2023
Polarize	Vertical	Test Engineer	Tony Chao
Detector	Peak & Average		

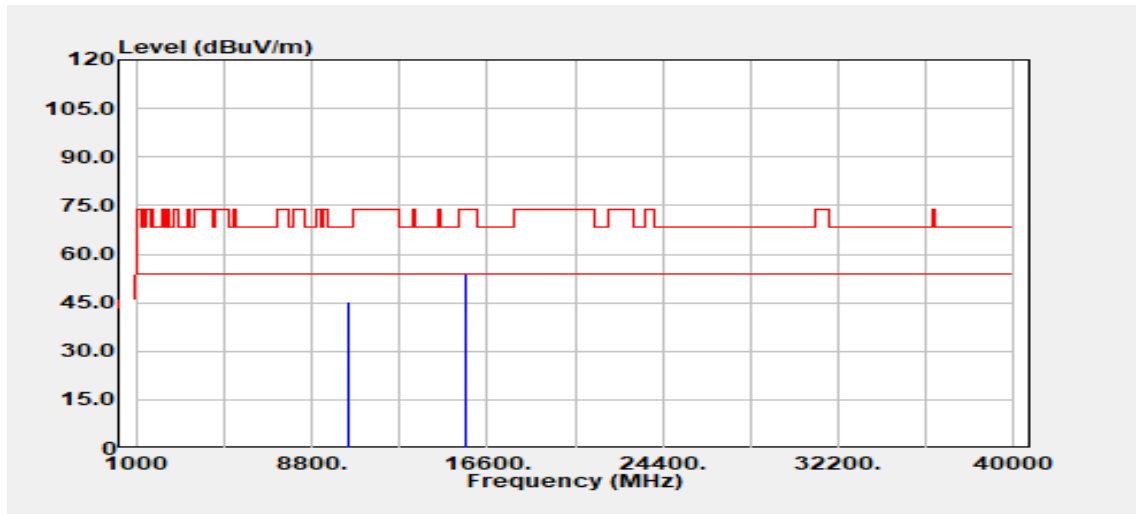


Freq. (MHz)	Detector Mode (PK/QP/AV)	Spectrum Reading Level (dBμV)	Factor (dB)	Actual FS (dBμV/m)	Limit @3m (dBμV/m)	Margin (dB)
10440.00	Peak	32.77	11.25	44.02	68.20	-24.18
15660.00	Peak	44.72	13.53	58.25	74.00	-15.75
15660.00	Average	39.27	13.53	52.80	54.00	-1.20
N/A						

Remark:

1. Measuring frequencies from 1 GHz to the 10th harmonic of highest fundamental frequency.

Test Mode	IEEE 802.11a / 5220 MHz	Temp/Hum	23.5(°C)/ 60%RH
Test Item	Harmonic	Test Date	March 29, 2023
Polarize	Horizontal	Test Engineer	Tony Chao
Detector	Peak & Average		

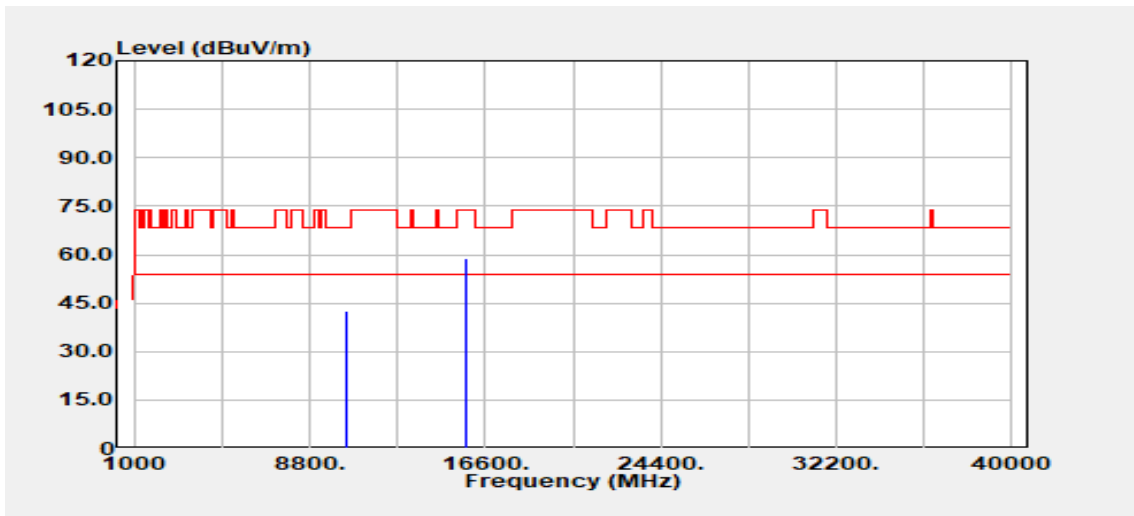


Freq. (MHz)	Detector Mode (PK/QP/AV)	Spectrum Reading Level (dBμV)	Factor (dB)	Actual FS (dBμV/m)	Limit @3m (dBμV/m)	Margin (dB)
10440.00	Peak	34.06	11.25	45.31	68.20	-22.89
15660.00	Peak	40.16	13.53	53.68	74.00	-20.32
15660.00	Average	33.93	13.53	47.46	54.00	-6.54
N/A						

Remark:

1. Measuring frequencies from 1 GHz to the 10th harmonic of highest fundamental frequency.

Test Mode	IEEE 802.11a / 5240 MHz	Temp/Hum	23.5(°C)/ 60%RH
Test Item	Harmonic	Test Date	March 29, 2023
Polarize	Vertical	Test Engineer	Tony Chao
Detector	Peak & Average		

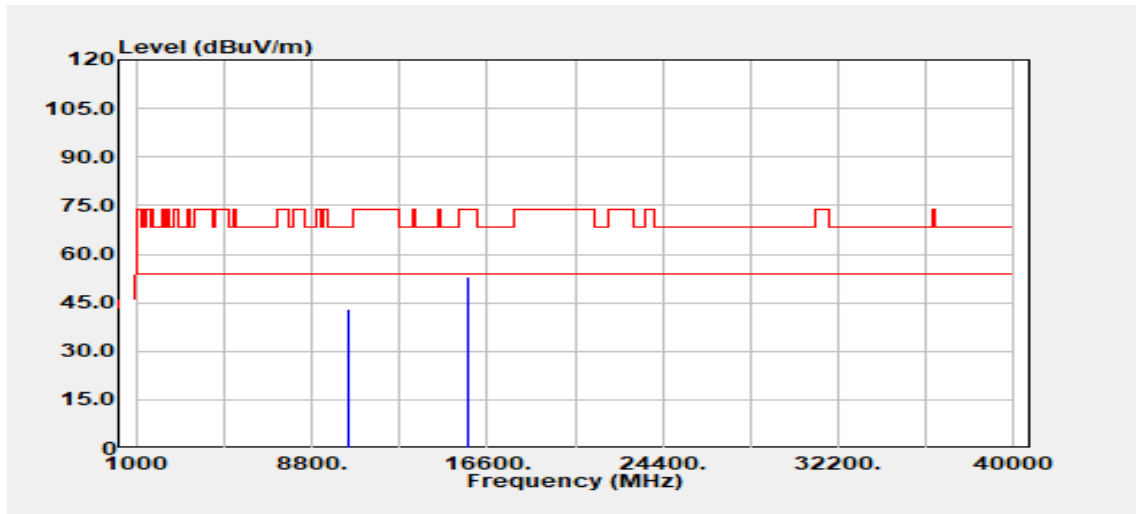


Freq. (MHz)	Detector Mode (PK/QP/AV)	Spectrum Reading Level (dBμV)	Factor (dB)	Actual FS (dBμV/m)	Limit @3m (dBμV/m)	Margin (dB)
10480.00	Peak	31.21	11.35	42.56	68.20	-25.64
15720.00	Peak	44.98	14.11	59.08	74.00	-14.92
15720.00	Average	38.00	14.11	52.11	54.00	-1.89
N/A						

Remark:

1. Measuring frequencies from 1 GHz to the 10th harmonic of highest fundamental frequency.

Test Mode	IEEE 802.11a / 5240 MHz	Temp/Hum	23.5(°C)/ 60%RH
Test Item	Harmonic	Test Date	March 29, 2023
Polarize	Horizontal	Test Engineer	Tony Chao
Detector	Peak & Average		



Freq. (MHz)	Detector Mode (PK/QP/AV)	Spectrum Reading Level (dBμV)	Factor (dB)	Actual FS (dBμV/m)	Limit @3m (dBμV/m)	Margin (dB)
10480.00	Peak	31.65	11.35	43.01	68.20	-25.19
15720.00	Peak	38.88	14.11	52.98	74.00	-21.02
15720.00	Average	33.19	14.11	47.30	54.00	-6.70
N/A						

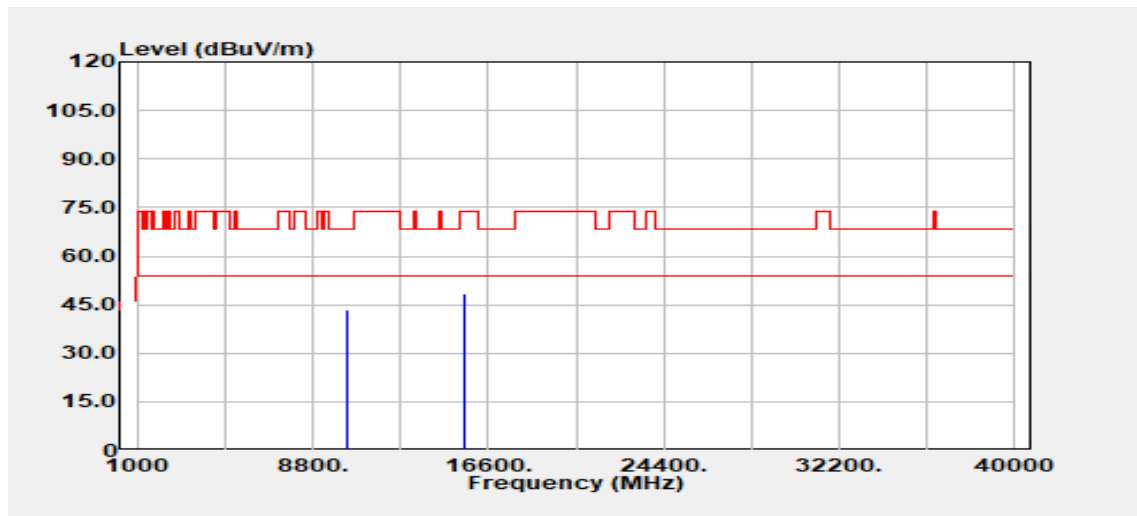
Remark:

1. Measuring frequencies from 1 GHz to the 10th harmonic of highest fundamental frequency.

Test Data for UNII-1

(3) MIMO:

Test Mode	IEEE 802.11n HT20 / 5180 MHz	Temp/Hum	23.5(°C)/ 60%RH
Test Item	Harmonic	Test Date	March 29, 2023
Polarize	Vertical	Test Engineer	Tony Chao
Detector	Peak & Average		

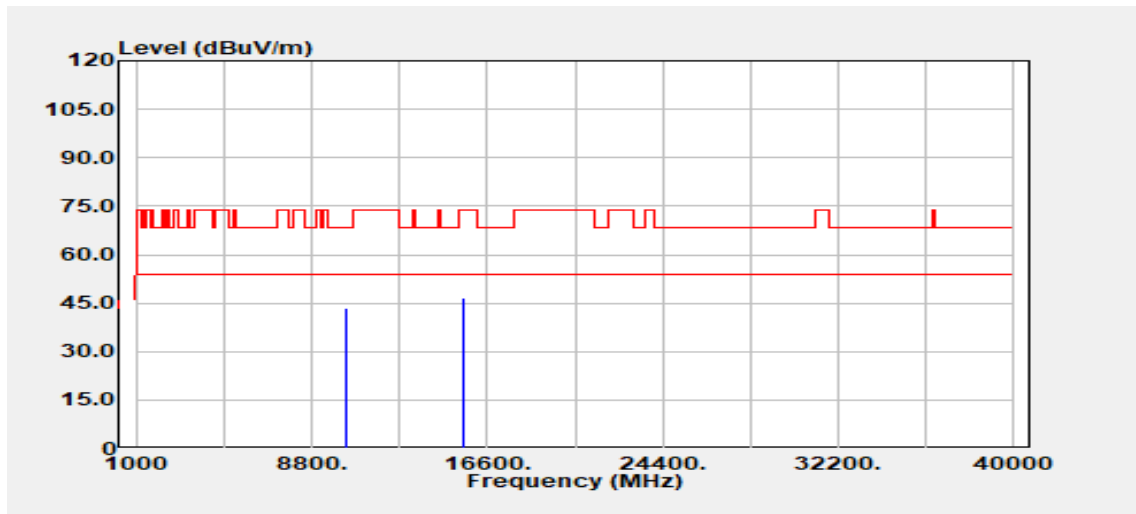


Freq. (MHz)	Detector Mode (PK/QP/AV)	Spectrum Reading Level (dBµV)	Factor (dB)	Actual FS (dBµV/m)	Limit @3m (dBµV/m)	Margin (dB)
10360.000	Peak	31.88	17.72	49.60	68.20	-18.60
15540.000	Peak	32.65	24.85	57.50	74.00	-16.50
15540.000	Average	20.21	24.85	45.06	54.00	-8.94
N/A						

Remark:

1. Measuring frequencies from 1 GHz to the 10th harmonic of highest fundamental frequency.

Test Mode	IEEE 802.11n HT20 / 5180 MHz	Temp/Hum	23.5(°C)/ 60%RH
Test Item	Harmonic	Test Date	March 29, 2023
Polarize	Horizontal	Test Engineer	Tony Chao
Detector	Peak & Average		

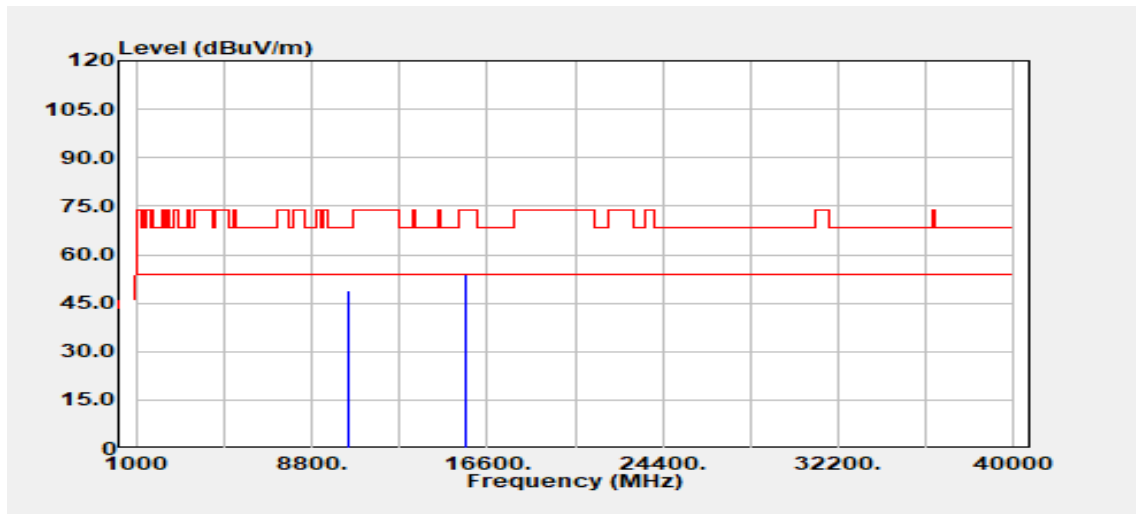


Freq. (MHz)	Detector Mode (PK/QP/AV)	Spectrum Reading Level (dBμV)	Factor (dB)	Actual FS (dBμV/m)	Limit @3m (dBμV/m)	Margin (dB)
10360.00	Peak	32.42	11.26	43.68	68.20	-24.52
15540.00	Peak	34.23	12.38	46.61	74.00	-27.39
15540.00	Average	26.85	12.38	39.23	54.00	-14.77
N/A						

Remark:

1. Measuring frequencies from 1 GHz to the 10th harmonic of highest fundamental frequency.

Test Mode	IEEE 802.11n HT20 / 5220 MHz	Temp/Hum	23.5(°C)/ 60%RH
Test Item	Harmonic	Test Date	March 29, 2023
Polarize	Vertical	Test Engineer	Tony Chao
Detector	Peak & Average		

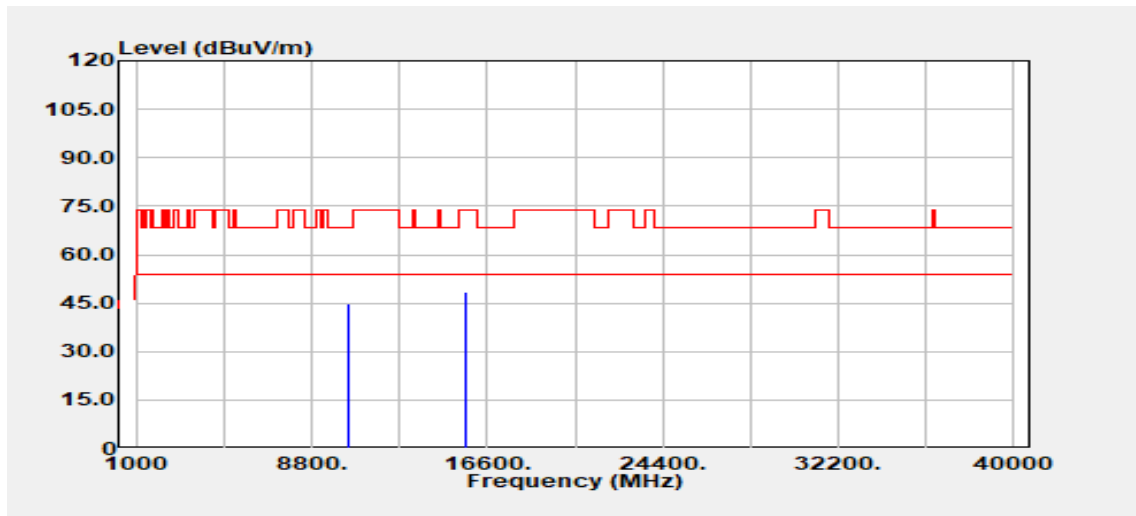


Freq. (MHz)	Detector Mode (PK/QP/AV)	Spectrum Reading Level (dBμV)	Factor (dB)	Actual FS (dBμV/m)	Limit @3m (dBμV/m)	Margin (dB)
10440.00	Peak	37.83	11.25	49.08	68.20	-19.12
15660.00	Peak	40.21	13.53	53.74	74.00	-20.26
15660.00	Average	39.64	13.53	53.17	54.00	-0.83
N/A						

Remark:

1. Measuring frequencies from 1 GHz to the 10th harmonic of highest fundamental frequency.

Test Mode	IEEE 802.11n HT20 / 5220 MHz	Temp/Hum	23.5(°C)/ 60%RH
Test Item	Harmonic	Test Date	March 29, 2023
Polarize	Horizontal	Test Engineer	Tony Chao
Detector	Peak & Average		

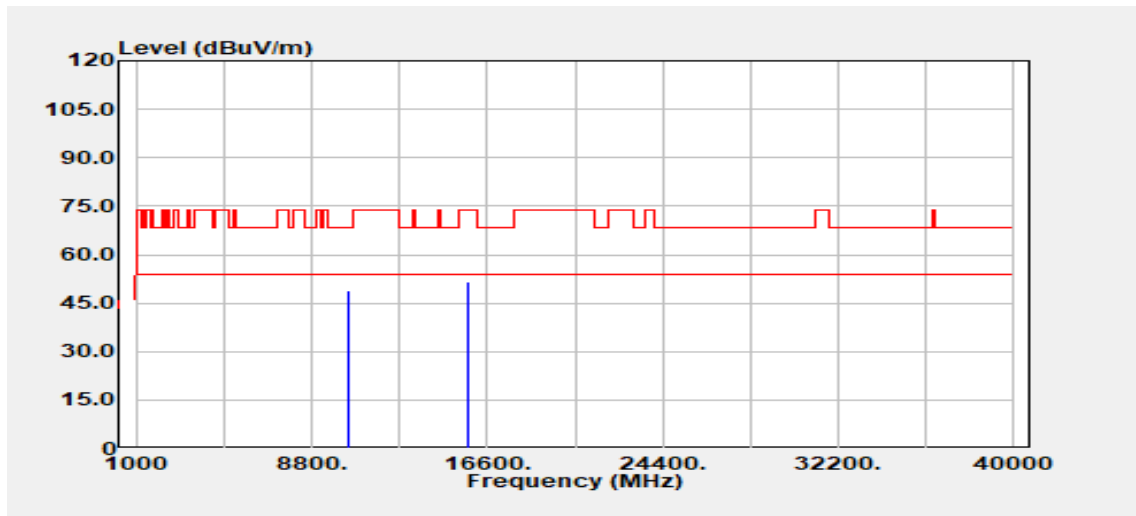


Freq. (MHz)	Detector Mode (PK/QP/AV)	Spectrum Reading Level (dBμV)	Factor (dB)	Actual FS (dBμV/m)	Limit @3m (dBμV/m)	Margin (dB)
10440.00	Peak	33.62	11.25	44.87	68.20	-23.33
15660.00	Peak	34.64	13.53	48.16	74.00	-25.84
15660.00	Average	34.74	13.53	48.27	54.00	-5.73
N/A						

Remark:

1. Measuring frequencies from 1 GHz to the 10th harmonic of highest fundamental frequency.

Test Mode	IEEE 802.11n HT20 / 5240 MHz	Temp/Hum	23.5(°C)/ 60%RH
Test Item	Harmonic	Test Date	March 29, 2023
Polarize	Vertical	Test Engineer	Tony Chao
Detector	Peak & Average		

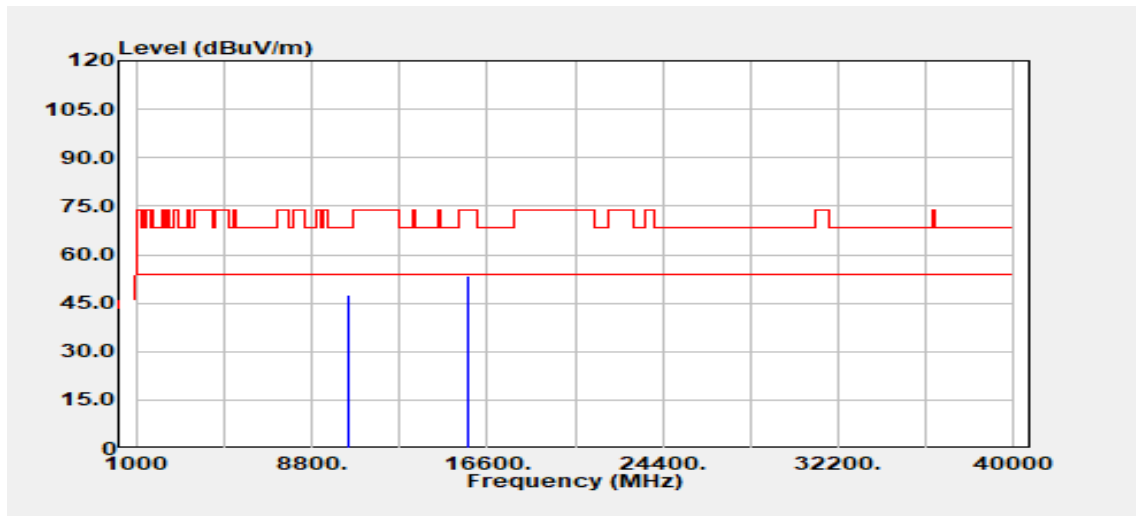


Freq. (MHz)	Detector Mode (PK/QP/AV)	Spectrum Reading Level (dBμV)	Factor (dB)	Actual FS (dBμV/m)	Limit @3m (dBμV/m)	Margin (dB)
10480.00	Peak	37.36	11.35	48.71	68.20	-19.49
15720.00	Peak	35.98	14.11	50.09	74.00	-23.91
15720.00	Average	37.55	14.11	51.65	54.00	-2.35
N/A						

Remark:

1. Measuring frequencies from 1 GHz to the 10th harmonic of highest fundamental frequency.

Test Mode	IEEE 802.11n HT20 / 5240 MHz	Temp/Hum	23.5(°C)/ 60%RH
Test Item	Harmonic	Test Date	March 29, 2023
Polarize	Horizontal	Test Engineer	Tony Chao
Detector	Peak & Average		

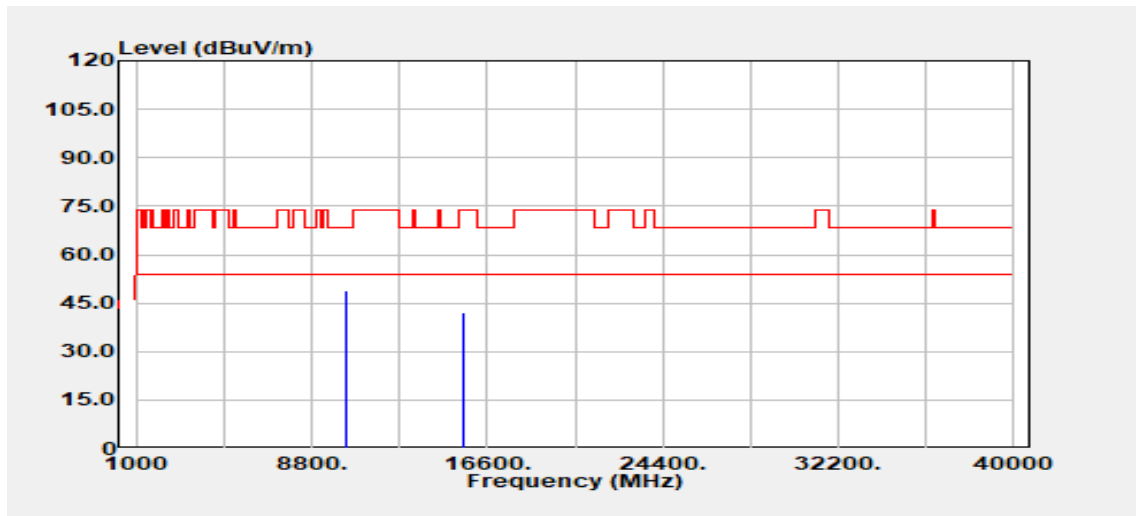


Freq. (MHz)	Detector Mode (PK/QP/AV)	Spectrum Reading Level (dBμV)	Factor (dB)	Actual FS (dBμV/m)	Limit @3m (dBμV/m)	Margin (dB)
10480.00	Peak	36.21	11.35	47.56	68.20	-20.64
15720.00	Peak	39.27	14.11	53.38	74.00	-20.62
15720.00	Average	39.22	14.11	53.33	54.00	-0.67
N/A						

Remark:

1. Measuring frequencies from 1 GHz to the 10th harmonic of highest fundamental frequency.

Test Mode	IEEE 802.11n HT40 / 5190 MHz	Temp/Hum	23.5(°C)/ 60%RH
Test Item	Harmonic	Test Date	March 29, 2023
Polarize	Vertical	Test Engineer	Ray Li
Detector	Peak & Average		

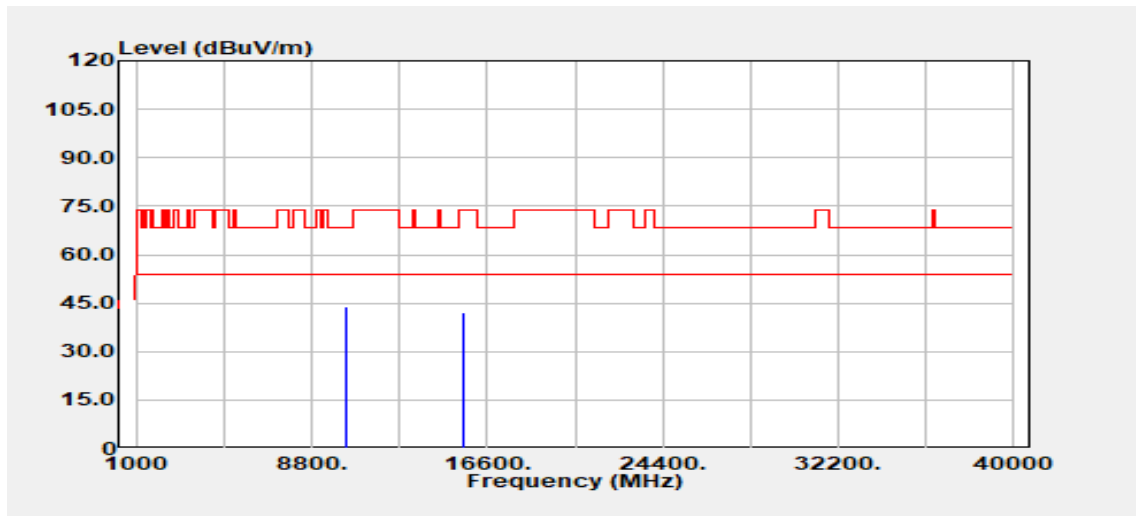


Freq. (MHz)	Detector Mode (PK/QP/AV)	Spectrum Reading Level (dBμV)	Factor (dB)	Actual FS (dBμV/m)	Limit @3m (dBμV/m)	Margin (dB)
10380.00	Peak	37.73	11.22	48.95	68.20	-19.25
15570.00	Peak	29.60	12.41	42.01	74.00	-31.99
15570.00	Average	23.18	12.41	35.60	54.00	-18.40
N/A						

Remark:

1. Measuring frequencies from 1 GHz to the 10th harmonic of highest fundamental frequency.

Test Mode	IEEE 802.11n HT40 / 5190 MHz	Temp/Hum	23.5(°C)/ 60%RH
Test Item	Harmonic	Test Date	March 29, 2023
Polarize	Horizontal	Test Engineer	Ray Li
Detector	Peak & Average		

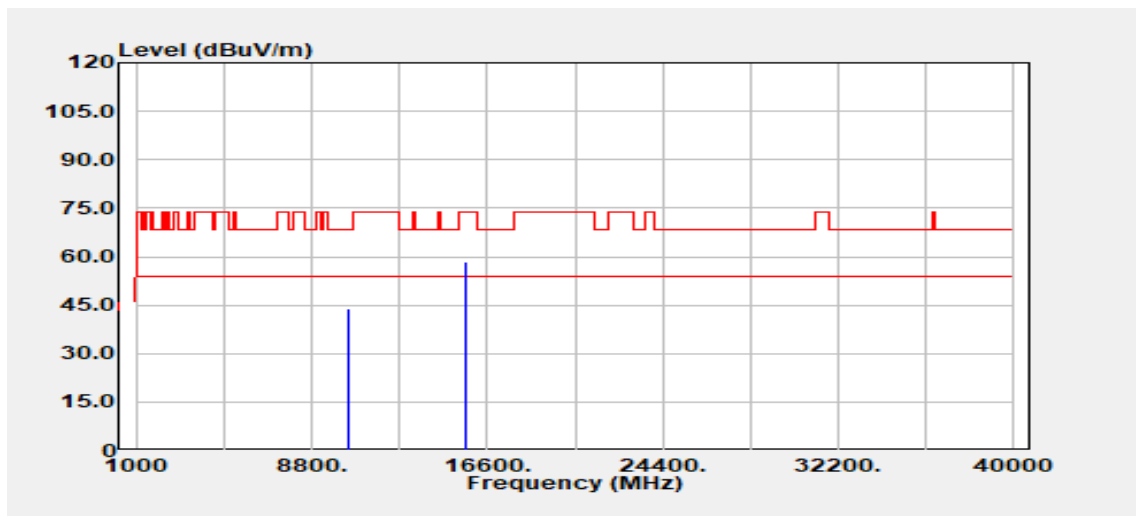


Freq. (MHz)	Detector Mode (PK/QP/AV)	Spectrum Reading Level (dBμV)	Factor (dB)	Actual FS (dBμV/m)	Limit @3m (dBμV/m)	Margin (dB)
10380.00	Peak	32.72	11.22	43.94	68.20	-24.26
15570.00	Peak	29.55	12.41	41.96	74.00	-32.04
15570.00	Average	22.66	12.41	35.07	54.00	-18.93
N/A						

Remark:

1. Measuring frequencies from 1 GHz to the 10th harmonic of highest fundamental frequency.

Test Mode	IEEE 802.11n HT40 / 5230 MHz	Temp/Hum	23.5(°C)/ 60%RH
Test Item	Harmonic	Test Date	March 29, 2023
Polarize	Vertical	Test Engineer	Tony Chao
Detector	Peak & Average		

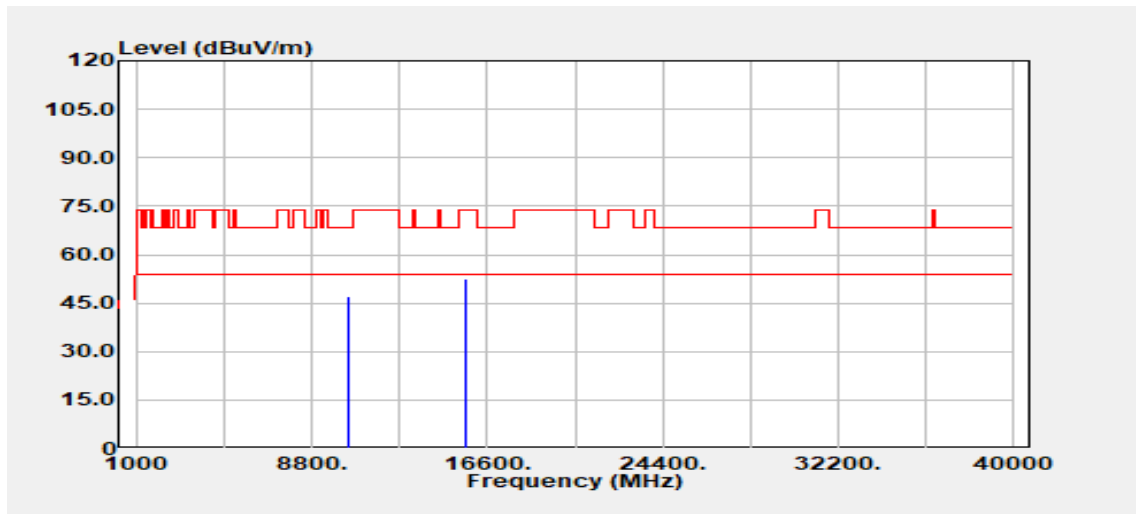


Freq. (MHz)	Detector Mode (PK/QP/AV)	Spectrum Reading Level (dBμV)	Factor (dB)	Actual FS (dBμV/m)	Limit @3m (dBμV/m)	Margin (dB)
10460.00	Peak	32.59	11.30	43.89	68.20	-24.31
15690.00	Peak	44.43	13.90	58.33	74.00	-15.67
15690.00	Average	39.51	13.90	53.41	54.00	-0.59
N/A						

Remark:

1. Measuring frequencies from 1 GHz to the 10th harmonic of highest fundamental frequency.

Test Mode	IEEE 802.11n HT40 / 5230 MHz	Temp/Hum	23.5(°C)/ 60%RH
Test Item	Harmonic	Test Date	March 29, 2023
Polarize	Horizontal	Test Engineer	Tony Chao
Detector	Peak & Average		

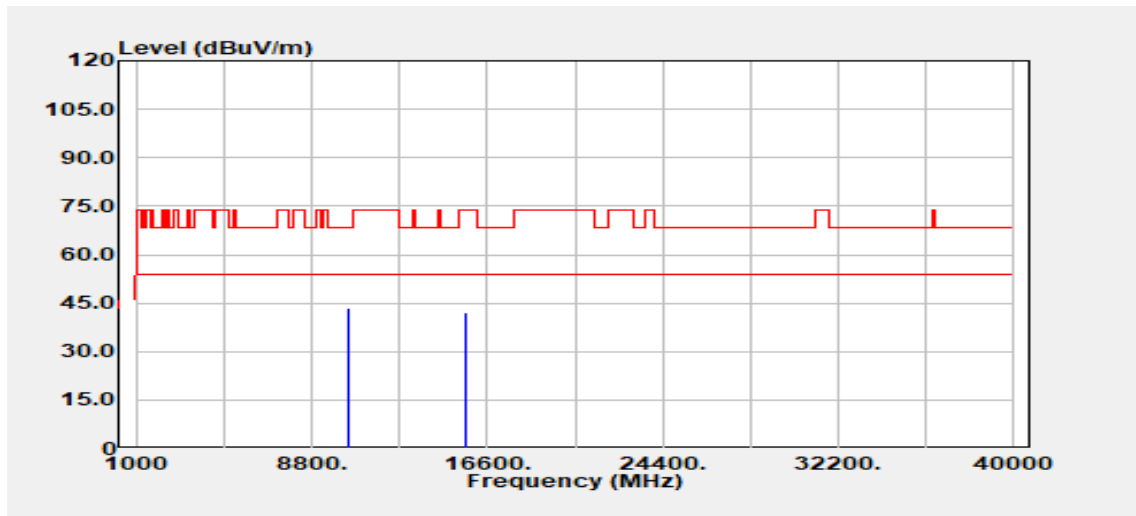


Freq. (MHz)	Detector Mode (PK/QP/AV)	Spectrum Reading Level (dBμV)	Factor (dB)	Actual FS (dBμV/m)	Limit @3m (dBμV/m)	Margin (dB)
10460.00	Peak	35.95	11.30	47.25	68.20	-20.95
15690.00	Peak	38.58	13.90	52.49	74.00	-21.51
15690.00	Average	32.12	13.90	46.02	54.00	-7.98
N/A						

Remark:

1. Measuring frequencies from 1 GHz to the 10th harmonic of highest fundamental frequency.

Test Mode	IEEE 802.11ac VHT80 / 5210 MHz	Temp/Hum	23.5(°C)/ 60%RH
Test Item	Harmonic	Test Date	March 29, 2023
Polarize	Vertical	Test Engineer	Tony Chao
Detector	Peak & Average		

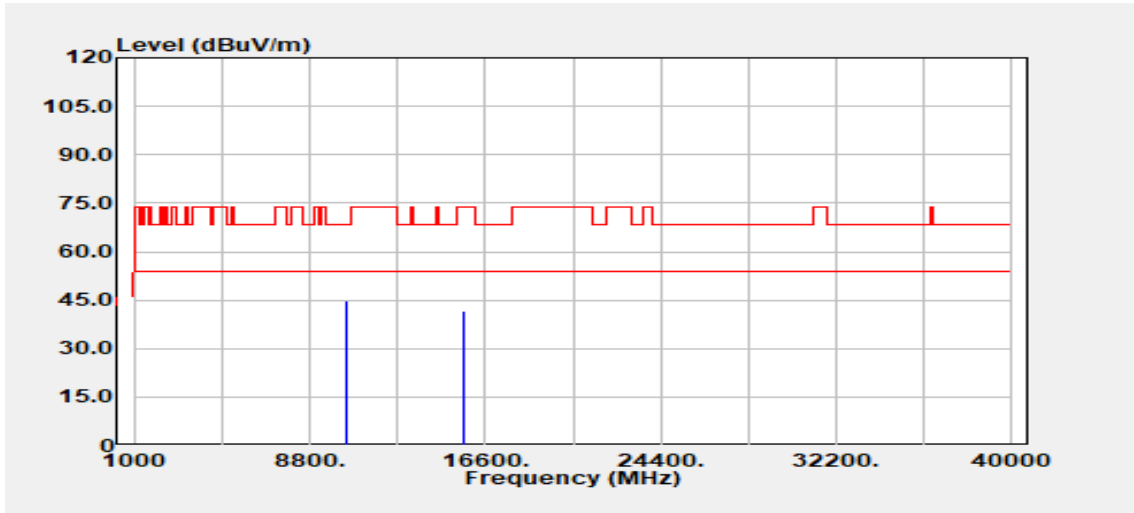


Freq. (MHz)	Detector Mode (PK/QP/AV)	Spectrum Reading Level (dBμV)	Factor (dB)	Actual FS (dBμV/m)	Limit @3m (dBμV/m)	Margin (dB)
10420.00	Peak	32.21	11.21	43.42	68.20	-24.78
15630.00	Peak	29.25	13.06	42.30	74.00	-31.70
15630.00	Average	21.56	13.06	34.62	54.00	-19.38
N/A						

Remark:

1. Measuring frequencies from 1 GHz to the 10th harmonic of highest fundamental frequency.

Test Mode	IEEE 802.11ac VHT80 / 5210 MHz	Temp/Hum	23.5(°C)/ 60%RH
Test Item	Harmonic	Test Date	March 29, 2023
Polarize	Horizontal	Test Engineer	Tony Chao
Detector	Peak & Average		

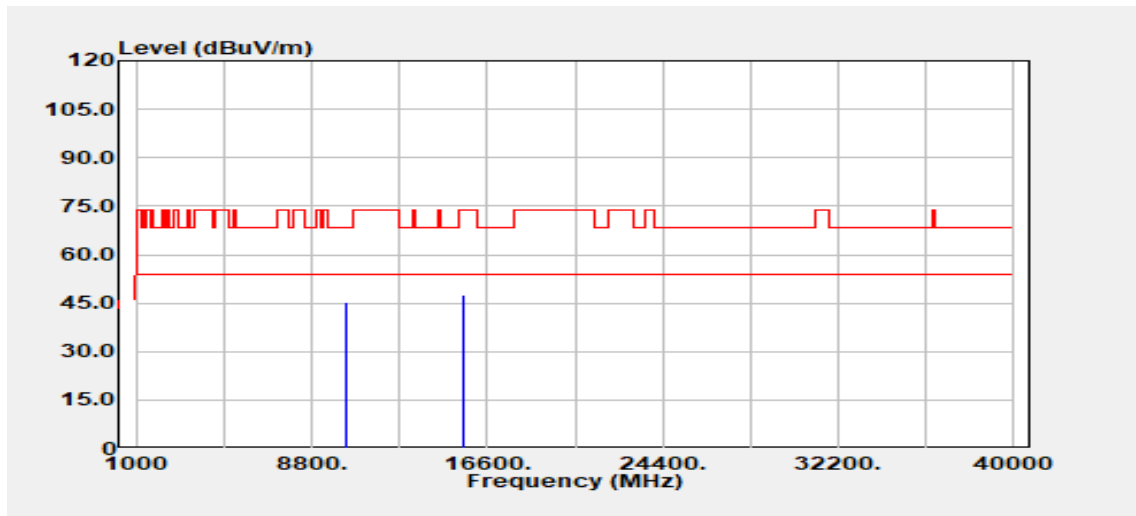


Freq. (MHz)	Detector Mode (PK/QP/AV)	Spectrum Reading Level (dBμV)	Factor (dB)	Actual FS (dBμV/m)	Limit @3m (dBμV/m)	Margin (dB)
10420.00	Peak	33.50	11.21	44.71	68.20	-23.49
15630.00	Peak	28.63	13.06	41.69	74.00	-32.31
15630.00	Average	21.43	13.06	34.49	54.00	-19.51
N/A						

Remark:

1. Measuring frequencies from 1 GHz to the 10th harmonic of highest fundamental frequency.

Test Mode	IEEE 802.11ax HE20 / 5180 MHz	Temp/Hum	23.2(°C)/ 61%RH
Test Item	Harmonic	Test Date	March 30, 2023
Polarize	Vertical	Test Engineer	Tony Chao
Detector	Peak & Average		

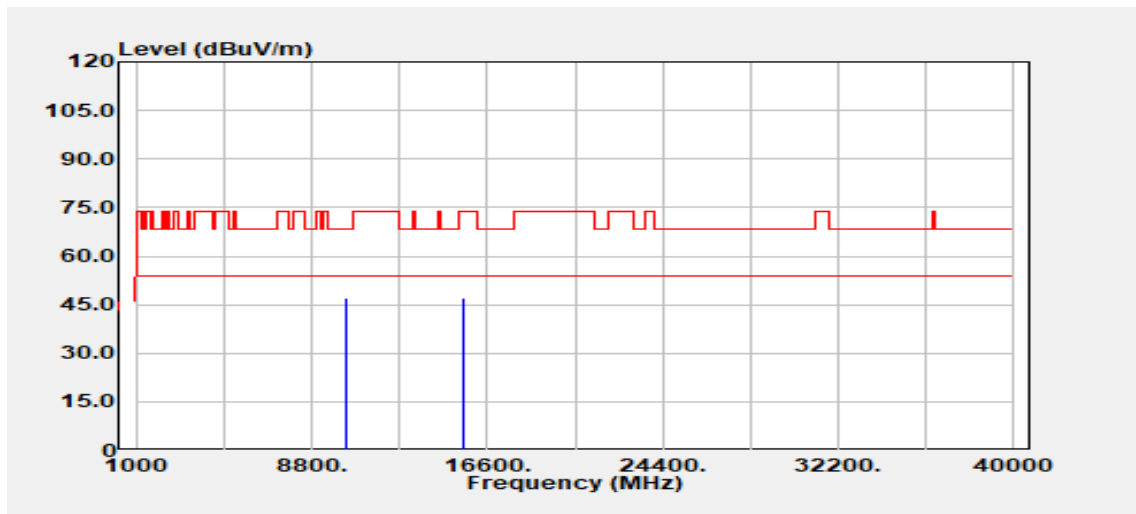


Freq. (MHz)	Detector Mode (PK/QP/AV)	Spectrum Reading Level (dBμV)	Factor (dB)	Actual FS (dBμV/m)	Limit @3m (dBμV/m)	Margin (dB)
10360.00	Peak	33.87	11.26	45.13	68.20	-23.07
15540.00	Peak	35.08	12.38	47.45	74.00	-26.55
15540.00	Average	28.90	12.38	41.28	54.00	-12.72
N/A						

Remark:

1. Measuring frequencies from 1 GHz to the 10th harmonic of highest fundamental frequency.

Test Mode	IEEE 802.11ax HE20 / 5180 MHz_	Temp/Hum	23.2(°C)/ 61%RH
Test Item	Harmonic	Test Date	March 30, 2023
Polarize	Horizontal	Test Engineer	Tony Chao
Detector	Peak & Average		

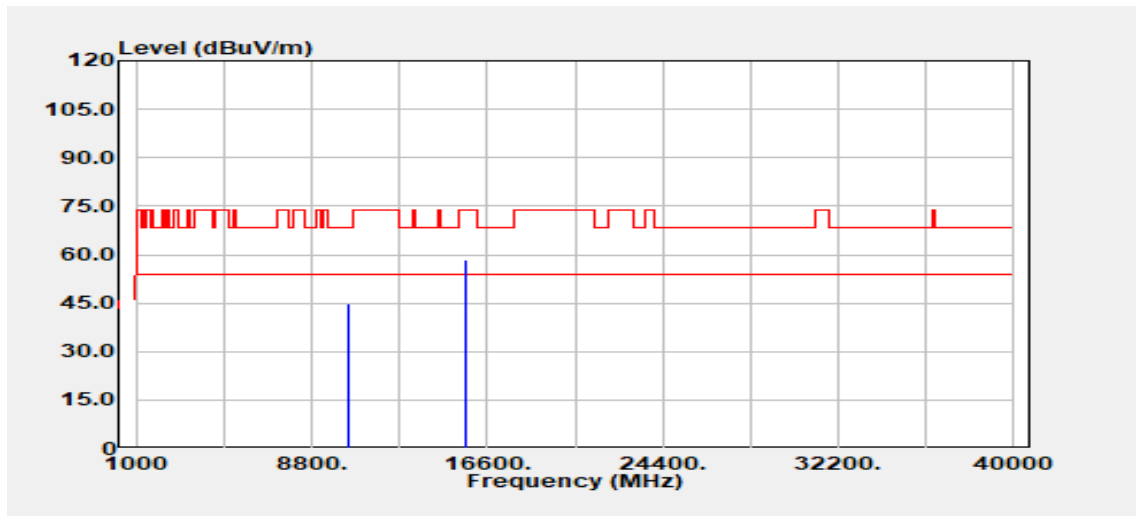


Freq. (MHz)	Detector Mode (PK/QP/AV)	Spectrum Reading Level (dBμV)	Factor (dB)	Actual FS (dBμV/m)	Limit @3m (dBμV/m)	Margin (dB)
10360.00	Peak	35.65	11.26	46.92	68.20	-21.28
15540.00	Peak	34.56	12.38	46.94	74.00	-27.06
15540.00	Average	29.75	12.38	42.13	54.00	-11.87
N/A						

Remark:

1. Measuring frequencies from 1 GHz to the 10th harmonic of highest fundamental frequency.

Test Mode	IEEE 802.11ax HE20 / 5220 MHz	Temp/Hum	23.2(°C)/ 61%RH
Test Item	Harmonic	Test Date	March 30, 2023
Polarize	Vertical	Test Engineer	Tony Chao
Detector	Peak & Average		

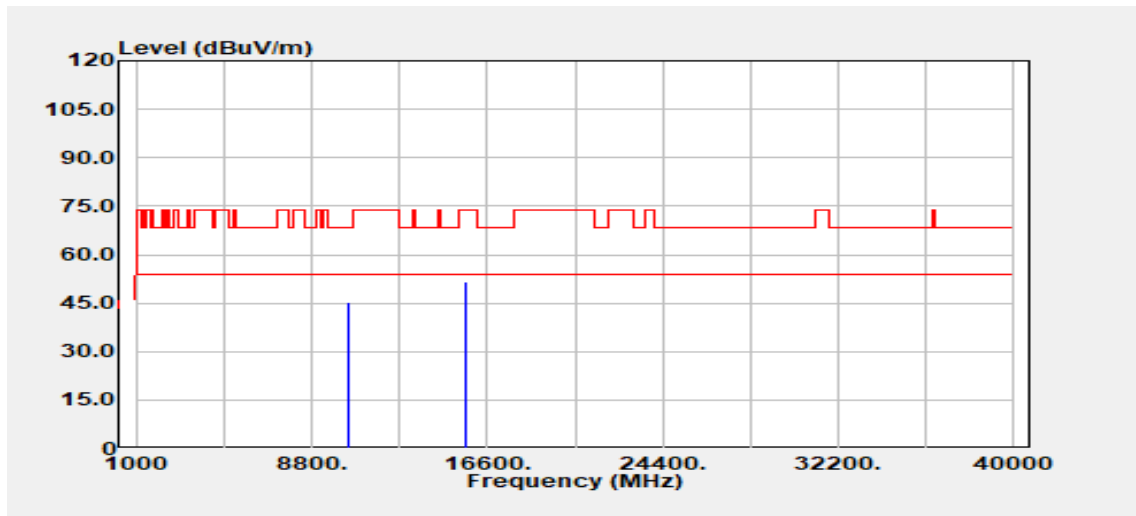


Freq. (MHz)	Detector Mode (PK/QP/AV)	Spectrum Reading Level (dBμV)	Factor (dB)	Actual FS (dBμV/m)	Limit @3m (dBμV/m)	Margin (dB)
10440.00	Peak	33.50	11.25	44.75	68.20	-23.45
15660.00	Peak	45.00	13.53	58.52	74.00	-15.48
15660.00	Average	39.29	13.53	52.82	54.00	-1.18
N/A						

Remark:

1. Measuring frequencies from 1 GHz to the 10th harmonic of highest fundamental frequency.

Test Mode	IEEE 802.11ax HE20 / 5220 MHz	Temp/Hum	23.2(°C)/ 61%RH
Test Item	Harmonic	Test Date	March 30, 2023
Polarize	Horizontal	Test Engineer	Tony Chao
Detector	Peak & Average		

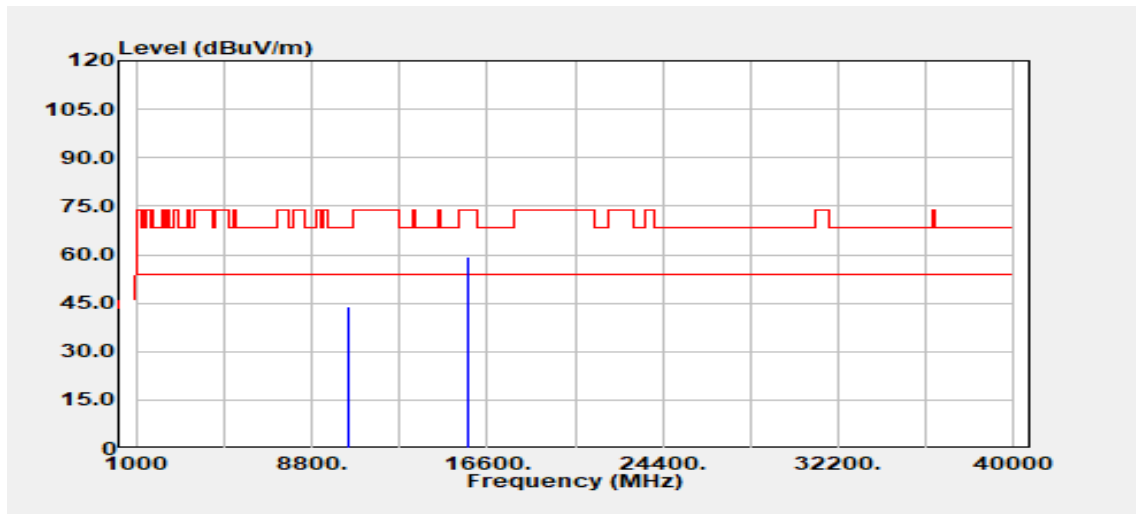


Freq. (MHz)	Detector Mode (PK/QP/AV)	Spectrum Reading Level (dBμV)	Factor (dB)	Actual FS (dBμV/m)	Limit @3m (dBμV/m)	Margin (dB)
10440.00	Peak	34.03	11.25	45.28	68.20	-22.92
15660.00	Peak	38.30	13.53	51.82	74.00	-22.18
15660.00	Average	34.83	13.53	48.36	54.00	-5.64
N/A						

Remark:

1. Measuring frequencies from 1 GHz to the 10th harmonic of highest fundamental frequency.

Test Mode	IEEE 802.11ax HE20 / 5240 MHz	Temp/Hum	23.2(°C)/ 61%RH
Test Item	Harmonic	Test Date	March 30, 2023
Polarize	Vertical	Test Engineer	Tony Chao
Detector	Peak & Average		

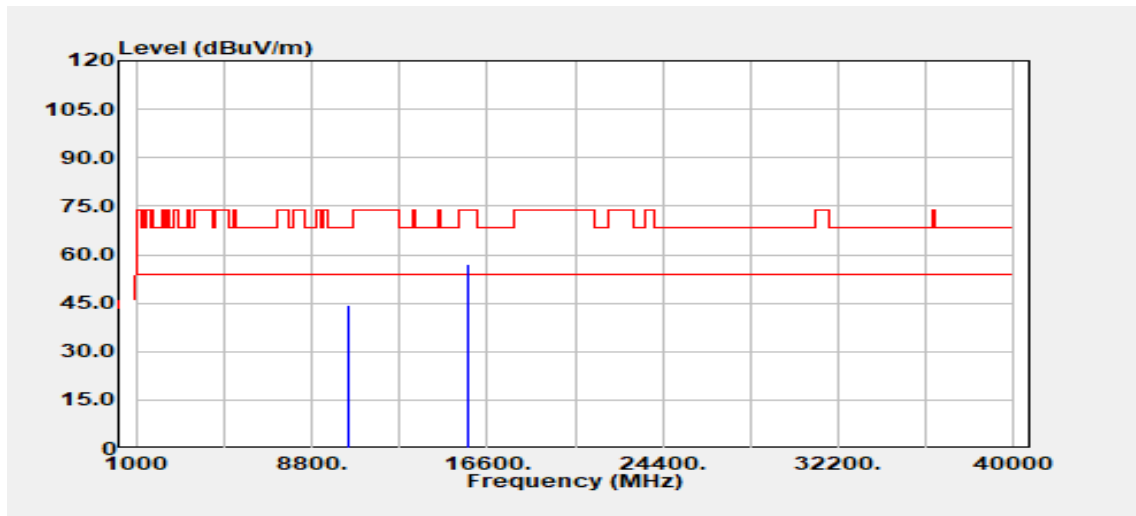


Freq. (MHz)	Detector Mode (PK/QP/AV)	Spectrum Reading Level (dBμV)	Factor (dB)	Actual FS (dBμV/m)	Limit @3m (dBμV/m)	Margin (dB)
10480.00	Peak	32.42	11.35	43.77	68.20	-24.43
15720.00	Peak	45.40	14.11	59.50	74.00	-14.50
15720.00	Average	38.41	14.11	52.52	54.00	-1.48
N/A						

Remark:

1. Measuring frequencies from 1 GHz to the 10th harmonic of highest fundamental frequency.

Test Mode	IEEE 802.11ax HE20 / 5240 MHz_	Temp/Hum	23.2(°C)/ 61%RH
Test Item	Harmonic	Test Date	March 30, 2023
Polarize	Horizontal	Test Engineer	Tony Chao
Detector	Peak & Average		

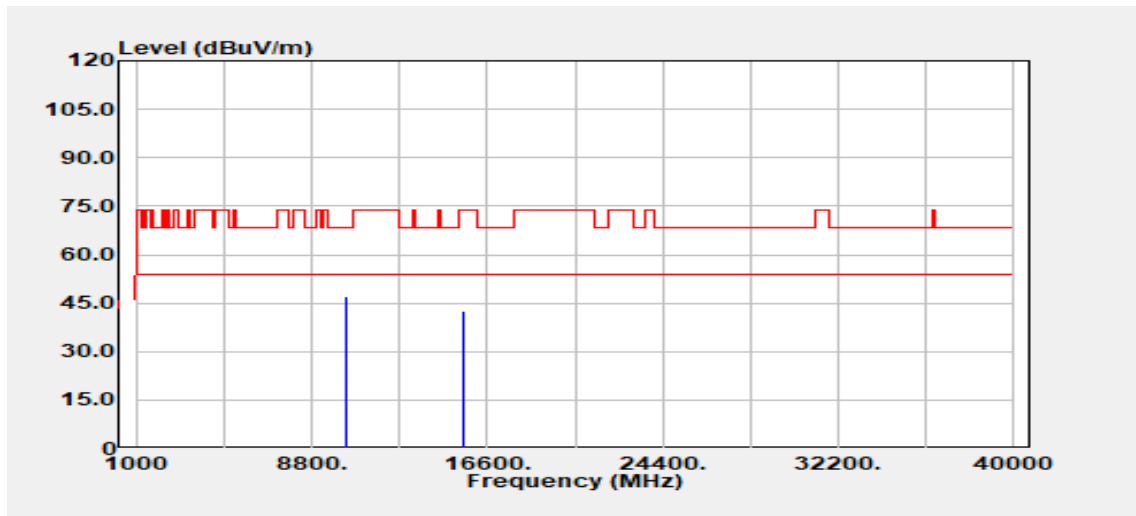


Freq. (MHz)	Detector Mode (PK/QP/AV)	Spectrum Reading Level (dBµV)	Factor (dB)	Actual FS (dBµV/m)	Limit @3m (dBµV/m)	Margin (dB)
10480.00	Peak	32.83	11.35	44.19	68.20	-24.01
15720.00	Peak	43.06	14.11	57.17	74.00	-16.83
15720.00	Average	36.08	14.11	50.19	54.00	-3.81
N/A						

Remark:

1. Measuring frequencies from 1 GHz to the 10th harmonic of highest fundamental frequency.

Test Mode	IEEE 802.11ax HE40 / 5190 MHz	Temp/Hum	23.2(°C)/ 61%RH
Test Item	Harmonic	Test Date	March 30, 2023
Polarize	Vertical	Test Engineer	Tony Chao
Detector	Peak & Average		

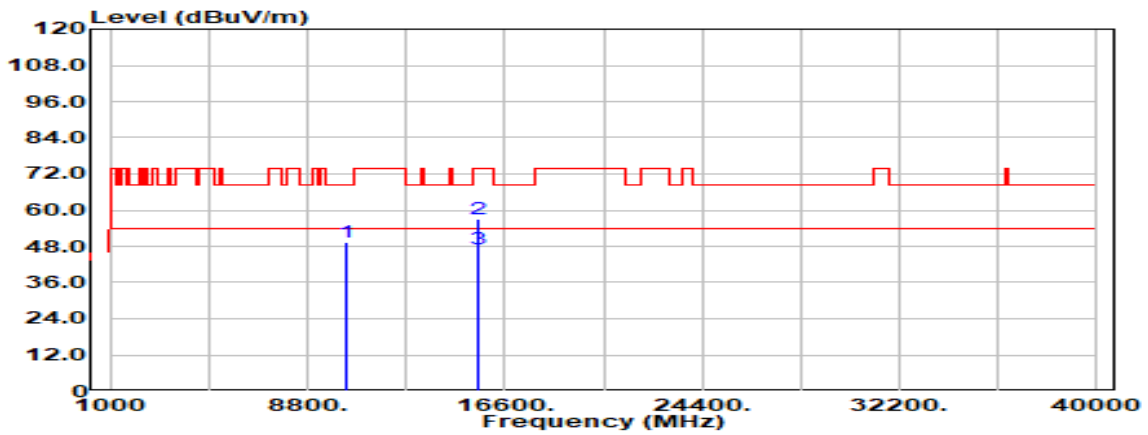


Freq. (MHz)	Detector Mode (PK/QP/AV)	Spectrum Reading Level (dBμV)	Factor (dB)	Actual FS (dBμV/m)	Limit @3m (dBμV/m)	Margin (dB)
10380.00	Peak	35.83	11.22	47.05	68.20	-21.15
15570.00	Peak	30.18	12.41	42.59	74.00	-31.41
15570.00	Average	22.19	12.41	34.60	54.00	-19.40
N/A						

Remark:

1. Measuring frequencies from 1 GHz to the 10th harmonic of highest fundamental frequency.

Test Mode	IEEE 802.11ax HE40 / 5190 MHz	Temp/Hum	23.2(°C)/ 61%RH
Test Item	Harmonic	Test Date	March 30, 2023
Polarize	Horizontal	Test Engineer	Tony Chao
Detector	Peak & Average		

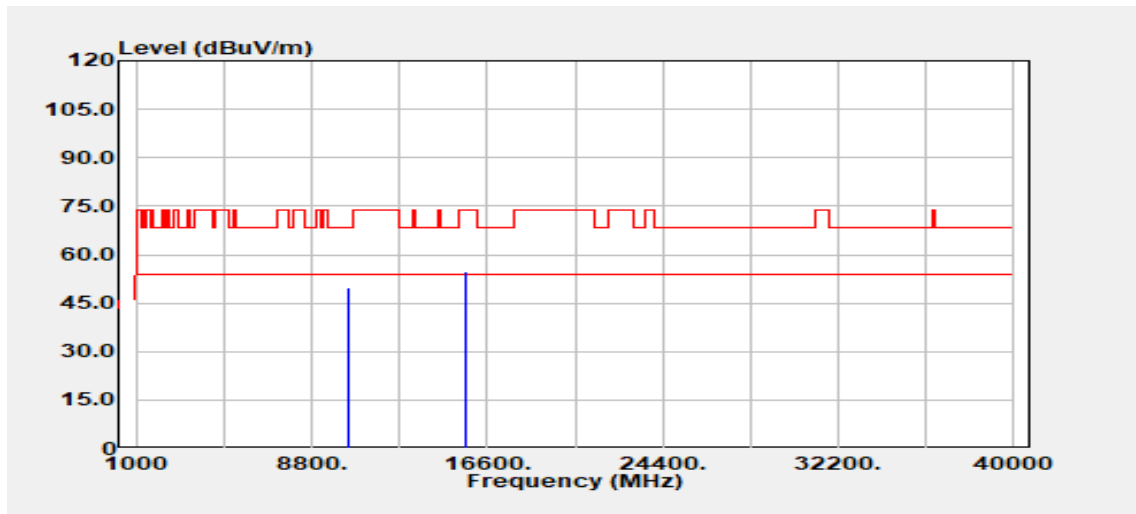


Freq. (MHz)	Detector Mode (PK/QP/AV)	Spectrum Reading Level (dBμV)	Factor (dB)	Actual FS (dBμV/m)	Limit @3m (dBμV/m)	Margin (dB)
10380.00	Peak	32.79	11.22	44.01	68.20	-24.19
15570.00	Peak	29.27	12.41	41.68	74.00	-32.32
15570.00	Average	21.59	12.41	34.00	54.00	-20.00
N/A						

Remark:

1. Measuring frequencies from 1 GHz to the 10th harmonic of highest fundamental frequency.

Test Mode	IEEE 802.11ax HE40 / 5230 MHz	Temp/Hum	23.2(°C)/ 61%RH
Test Item	Harmonic	Test Date	March 30, 2023
Polarize	Vertical	Test Engineer	Tony Chao
Detector	Peak & Average		

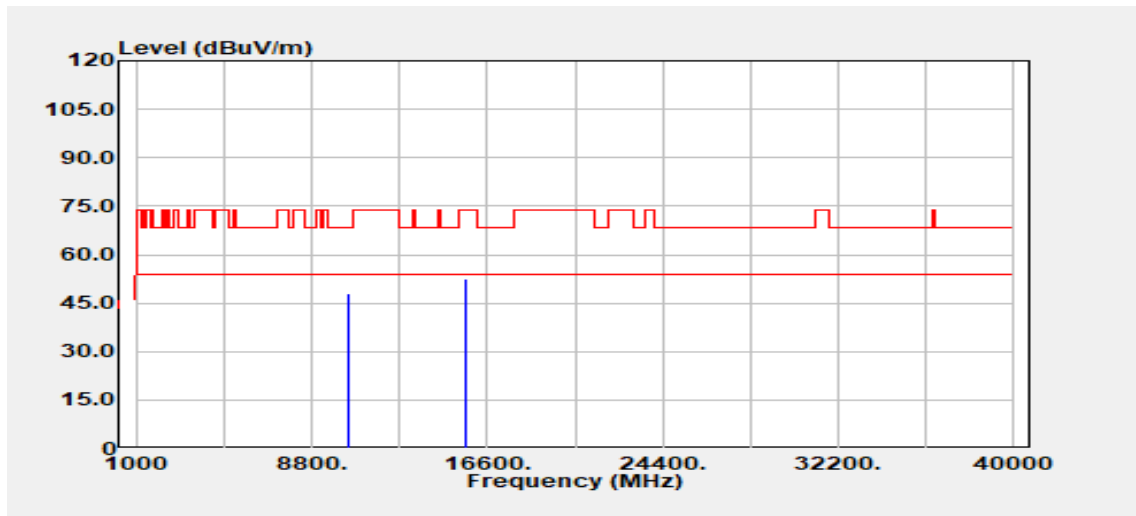


Freq. (MHz)	Detector Mode (PK/QP/AV)	Spectrum Reading Level (dBμV)	Factor (dB)	Actual FS (dBμV/m)	Limit @3m (dBμV/m)	Margin (dB)
10460.00	Peak	38.51	11.30	49.81	68.20	-18.39
15690.00	Peak	40.70	13.90	54.60	74.00	-19.40
15690.00	Average	37.99	13.90	51.89	54.00	-2.11
N/A						

Remark:

1. Measuring frequencies from 1 GHz to the 10th harmonic of highest fundamental frequency.

Test Mode	IEEE 802.11ax HE40 / 5230 MHz	Temp/Hum	23.2(°C)/ 61%RH
Test Item	Harmonic	Test Date	March 30, 2023
Polarize	Horizontal	Test Engineer	Tony Chao
Detector	Peak & Average		

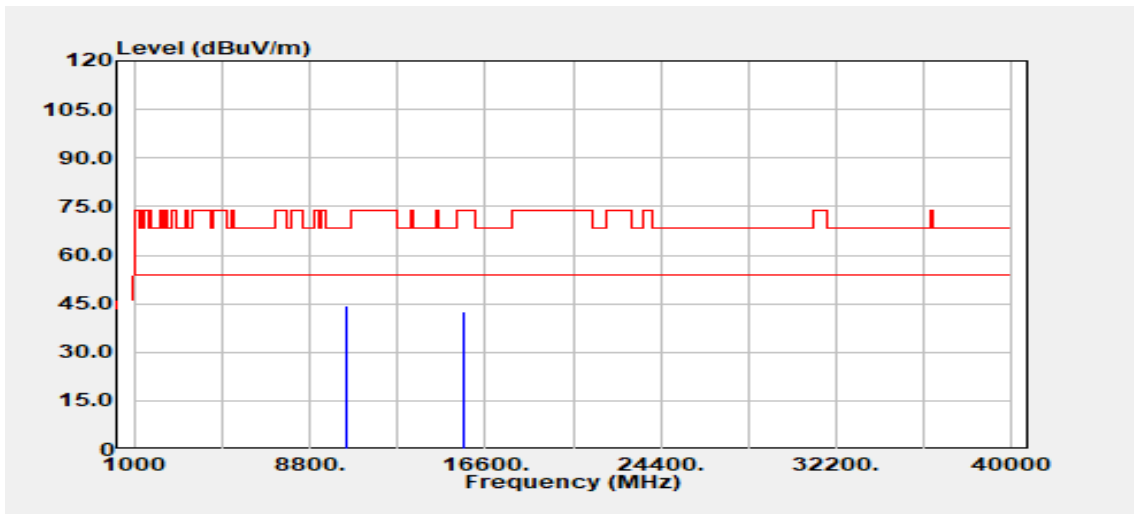


Freq. (MHz)	Detector Mode (PK/QP/AV)	Spectrum Reading Level (dBµV)	Factor (dB)	Actual FS (dBµV/m)	Limit @3m (dBµV/m)	Margin (dB)
10460.00	Peak	36.64	11.30	47.94	68.20	-20.26
15690.00	Peak	38.64	13.90	52.54	74.00	-21.46
15690.00	Average	33.11	13.90	47.01	54.00	-6.99
N/A						

Remark:

1. Measuring frequencies from 1 GHz to the 10th harmonic of highest fundamental frequency.

Test Mode	IEEE 802.11ax HE80 / 5210 MHz	Temp/Hum	23.2(°C)/ 61%RH
Test Item	Harmonic	Test Date	March 30, 2023
Polarize	Vertical	Test Engineer	Tony Chao
Detector	Peak & Average		

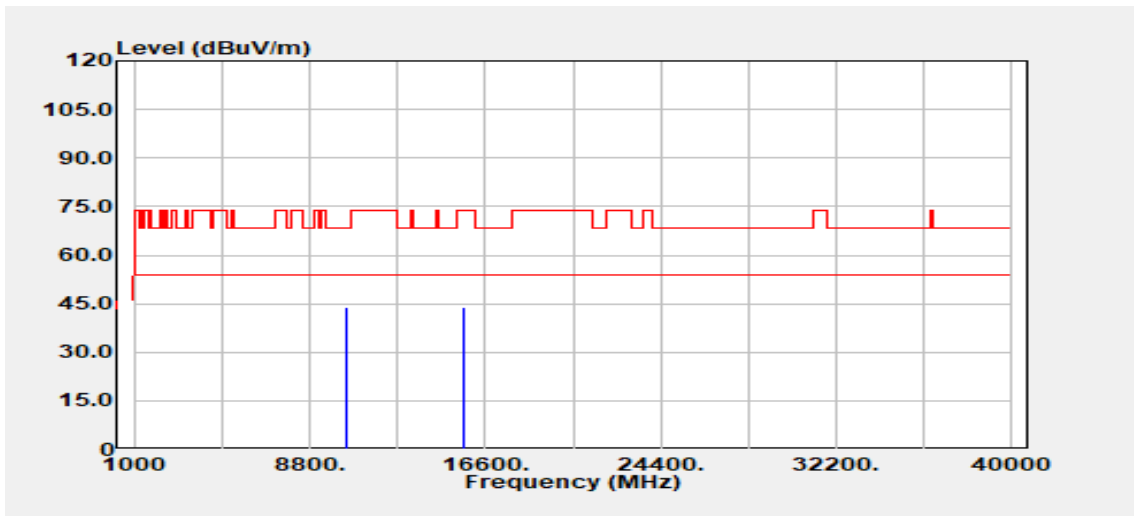


Freq. (MHz)	Detector Mode (PK/QP/AV)	Spectrum Reading Level (dBμV)	Factor (dB)	Actual FS (dBμV/m)	Limit @3m (dBμV/m)	Margin (dB)
10420.00	Peak	33.26	11.21	44.47	68.20	-23.73
15630.00	Peak	29.49	13.06	42.54	74.00	-31.46
15630.00	Average	21.33	13.06	34.39	54.00	-19.61
N/A						

Remark:

1. Measuring frequencies from 1 GHz to the 10th harmonic of highest fundamental frequency.

Test Mode	IEEE 802.11ax HE80 / 5210 MHz	Temp/Hum	23.2(°C)/ 61%RH
Test Item	Harmonic	Test Date	March 30, 2023
Polarize	Horizontal	Test Engineer	Tony Chao
Detector	Peak & Average		



Freq. (MHz)	Detector Mode (PK/QP/AV)	Spectrum Reading Level (dBµV)	Factor (dB)	Actual FS (dBµV/m)	Limit @3m (dBµV/m)	Margin (dB)
10420.00	Peak	32.86	11.21	44.07	68.20	-24.13
15630.00	Peak	30.91	13.06	43.97	74.00	-30.03
15630.00	Average	23.02	13.06	36.08	54.00	-17.92
N/A						

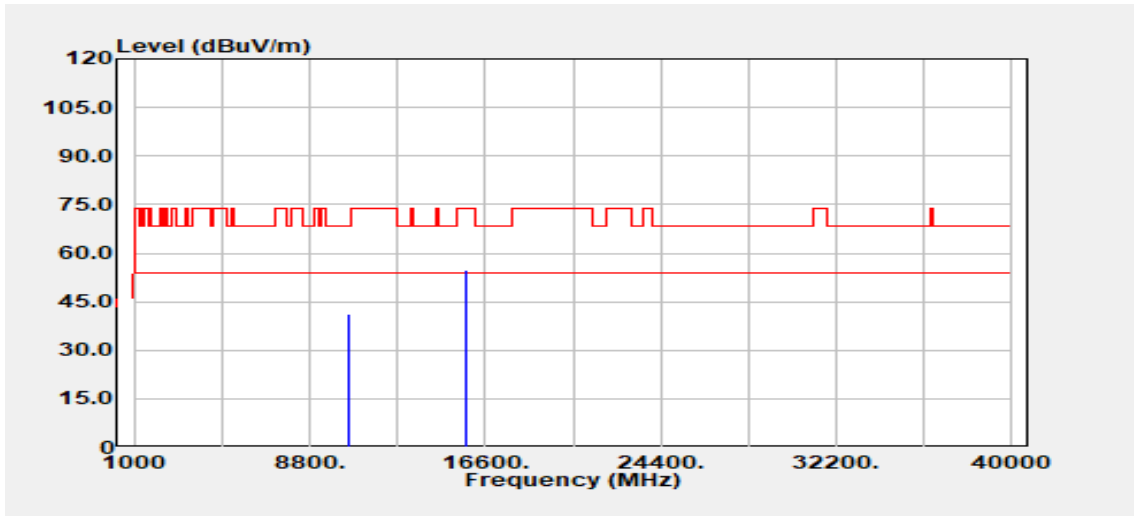
Remark:

1. Measuring frequencies from 1 GHz to the 10th harmonic of highest fundamental frequency.

Test Data for UNII-2a

(1) Chain 0:

Test Mode	IEEE 802.11a / 5260 MHz	Temp/Hum	22.0(°C)/ 58%RH
Test Item	Harmonic	Test Date	April 6, 2023
Polarize	Vertical	Test Engineer	Czerny Li
Detector	Peak & Average		

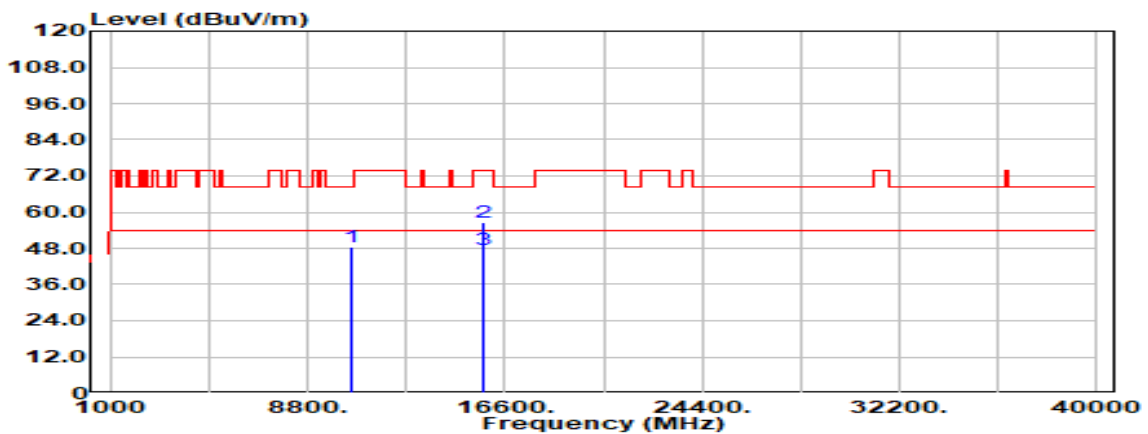


Freq. (MHz)	Detector Mode (PK/QP/AV)	Spectrum Reading Level (dBμV)	Factor (dB)	Actual FS (dBμV/m)	Limit @3m (dBμV/m)	Margin (dB)
10520.00	Peak	29.91	11.41	41.32	68.20	-26.88
15780.00	Peak	40.55	14.08	54.62	74.00	-19.38
15780.00	Average	34.55	14.08	48.63	54.00	-5.37
N/A						

Remark:

1. Measuring frequencies from 1 GHz to the 10th harmonic of highest fundamental frequency.

Test Mode	IEEE 802.11a / 5260 MHz	Temp/Hum	22.0(°C) / 58%RH
Test Item	Harmonic	Test Date	April 6, 2023
Polarize	Horizontal	Test Engineer	Czerny Li
Detector	Peak & Average		

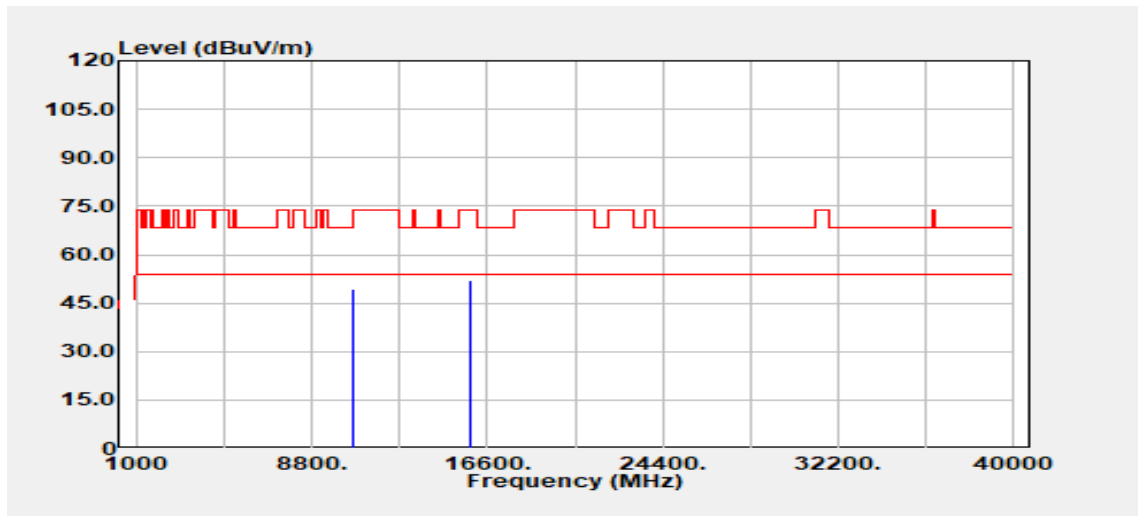


Freq. (MHz)	Detector Mode (PK/QP/AV)	Spectrum Reading Level (dBµV)	Factor (dB)	Actual FS (dBUV/m)	Limit @3m (dBUV/m)	Margin (dB)
10520.00	Peak	31.90	11.41	43.31	68.20	-24.89
15780.00	Peak	36.11	14.08	50.19	74.00	-23.81
15780.00	Average	29.97	14.08	44.05	54.00	-9.95
N/A						

Remark:

1. Measuring frequencies from 1 GHz to the 10th harmonic of highest fundamental frequency.

Test Mode	IEEE 802.11a / 5300 MHz	Temp/Hum	22.0(°C)/ 58%RH
Test Item	Harmonics	Test Date	April 6, 2023
Polarize	Vertical	Test Engineer	Czerny Lin
Detector	Peak & Average		

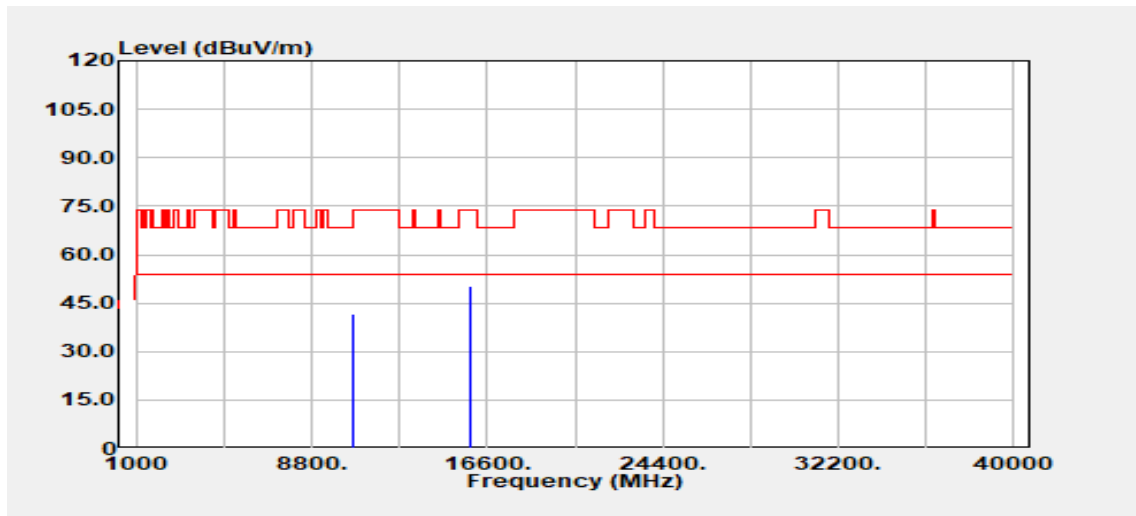


Freq. (MHz)	Detector Mode (PK/QP/AV)	Spectrum Reading Level (dBµV)	Factor (dB)	Actual FS (dBµV/m)	Limit @3m (dBµV/m)	Margin (dB)
10600.00	Peak	37.66	11.53	49.19	74.00	-24.81
10600.00	Average	29.79	11.53	41.32	54.00	-12.68
15900.00	Peak	37.57	14.45	52.02	74.00	-21.98
15900.00	Average	31.55	14.45	46.00	54.00	-8.00
N/A						

Remark:

1. Measuring frequencies from 1 GHz to the 10th harmonic of highest fundamental frequency.

Test Mode	IEEE 802.11a / 5300 MHz	Temp/Hum	22.0(°C)/ 58%RH
Test Item	Harmonic	Test Date	April 6, 2023
Polarize	Horizontal	Test Engineer	Czerny Lin
Detector	Peak & Average		

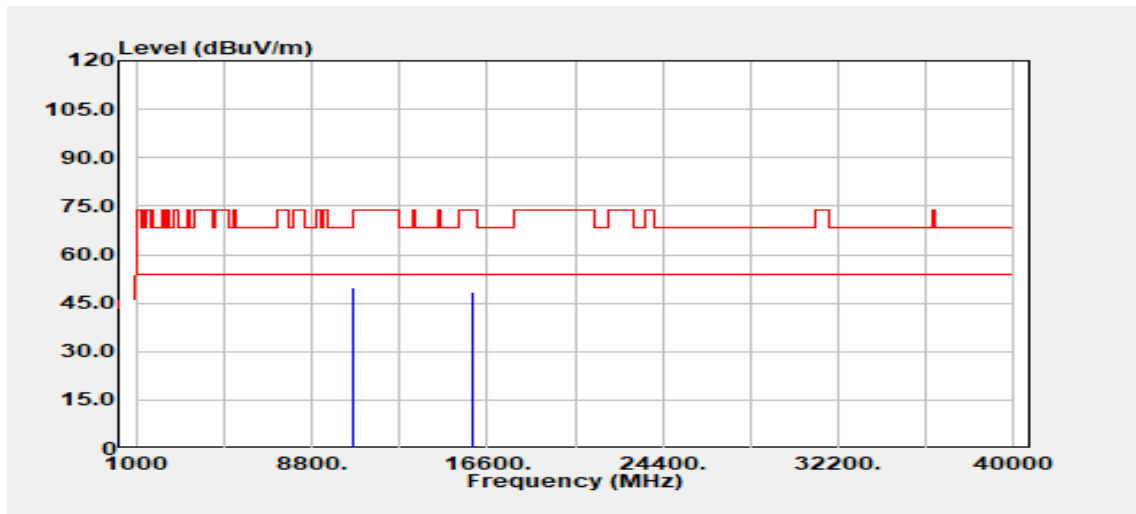


Freq. (MHz)	Detector Mode (PK/QP/AV)	Spectrum Reading Level (dBμV)	Factor (dB)	Actual FS (dBμV/m)	Limit @3m (dBμV/m)	Margin (dB)
10600.00	Peak	30.20	11.53	41.73	74.00	-32.27
10600.00	Average	26.32	11.53	37.85	54.00	-16.15
15900.00	Peak	35.71	14.45	50.16	74.00	-23.84
15900.00	Average	29.86	14.45	44.31	54.00	-9.69
N/A						

Remark:

1. Measuring frequencies from 1 GHz to the 10th harmonic of highest fundamental frequency.

Test Mode	IEEE 802.11a / 5320 MHz	Temp/Hum	22.0(°C)/ 58%RH
Test Item	Harmonic	Test Date	April 6, 2023
Polarize	Vertical	Test Engineer	Czerny Lin
Detector	Peak & Average		

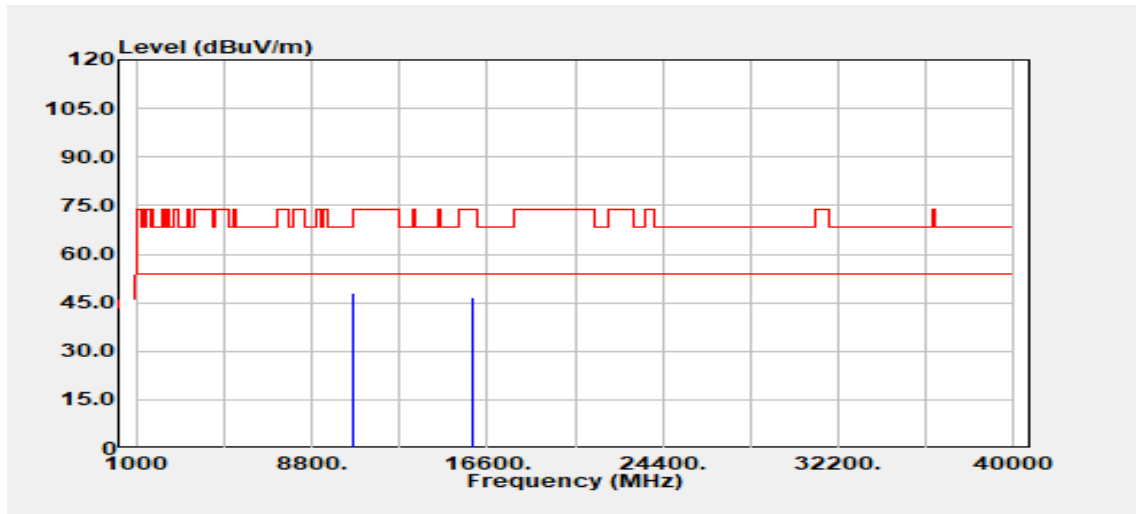


Freq. (MHz)	Detector Mode (PK/QP/AV)	Spectrum Reading Level (dBμV)	Factor (dB)	Actual FS (dBUV/m)	Limit @3m (dBUV/m)	Margin (dB)
10640.00	Peak	38.28	11.50	49.79	74.00	-24.21
10640.00	Average	30.19	11.50	41.69	54.00	-12.31
15960.00	Peak	33.50	15.09	48.59	74.00	-25.41
15960.00	Average	25.97	15.09	41.06	54.00	-12.94
N/A						

Remark:

1. Measuring frequencies from 1 GHz to the 10th harmonic of highest fundamental frequency.

Test Mode	IEEE 802.11a / 5320 MHz	Temp/Hum	22.0(°C)/ 58%RH
Test Item	Harmonic	Test Date	April 6, 2023
Polarize	Horizontal	Test Engineer	Czerny Lin
Detector	Peak & Average		



Freq. (MHz)	Detector Mode (PK/QP/AV)	Spectrum Reading Level (dBμV)	Factor (dB)	Actual FS (dBμV/m)	Limit @3m (dBμV/m)	Margin (dB)
10640.00	Peak	36.72	11.50	48.22	74.00	-25.78
10640.00	Average	27.18	11.50	38.68	54.00	-15.32
15960.00	Peak	31.49	15.09	46.58	74.00	-27.42
15960.00	Average	24.73	15.09	39.82	54.00	-14.18
N/A						

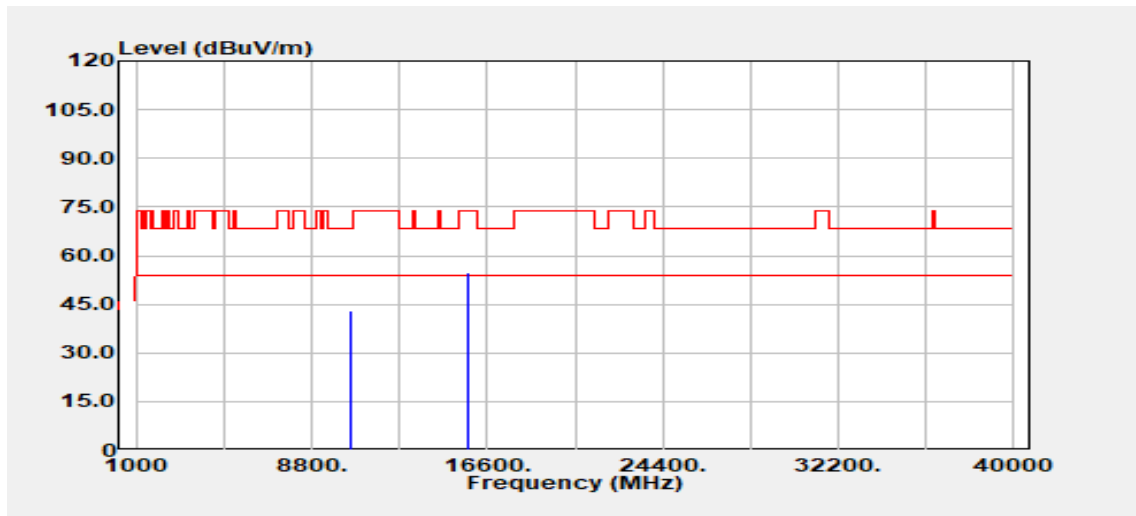
Remark:

1. Measuring frequencies from 1 GHz to the 10th harmonic of highest fundamental frequency.

Test Data for UNII-2a

(2) Chain 1:

Test Mode	IEEE 802.11a / 5260 MHz	Temp/Hum	22.0(°C)/ 58%RH
Test Item	Harmonic	Test Date	April 6, 2023
Polarize	Vertical	Test Engineer	Czerny Li
Detector	Peak & Average		

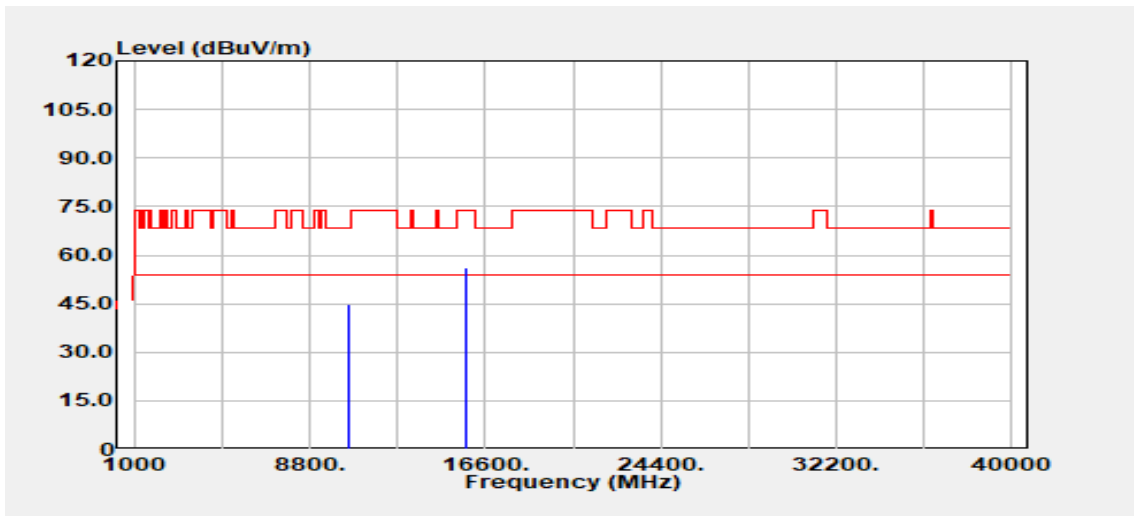


Freq. (MHz)	Detector Mode (PK/QP/AV)	Spectrum Reading Level (dBμV)	Factor (dB)	Actual FS (dBμV/m)	Limit @3m (dBμV/m)	Margin (dB)
10520.00	Peak	31.46	11.41	42.87	68.20	-25.33
15780.00	Peak	40.60	14.08	54.68	74.00	-19.32
15780.00	Average	33.16	14.08	47.24	54.00	-6.76
N/A						

Remark:

1. Measuring frequencies from 1 GHz to the 10th harmonic of highest fundamental frequency.

Test Mode	IEEE 802.11a / 5260 MHz	Temp/Hum	22.0(°C)/ 58%RH
Test Item	Harmonic	Test Date	April 6, 2023
Polarize	Horizontal	Test Engineer	Czerny Li
Detector	Peak & Average		

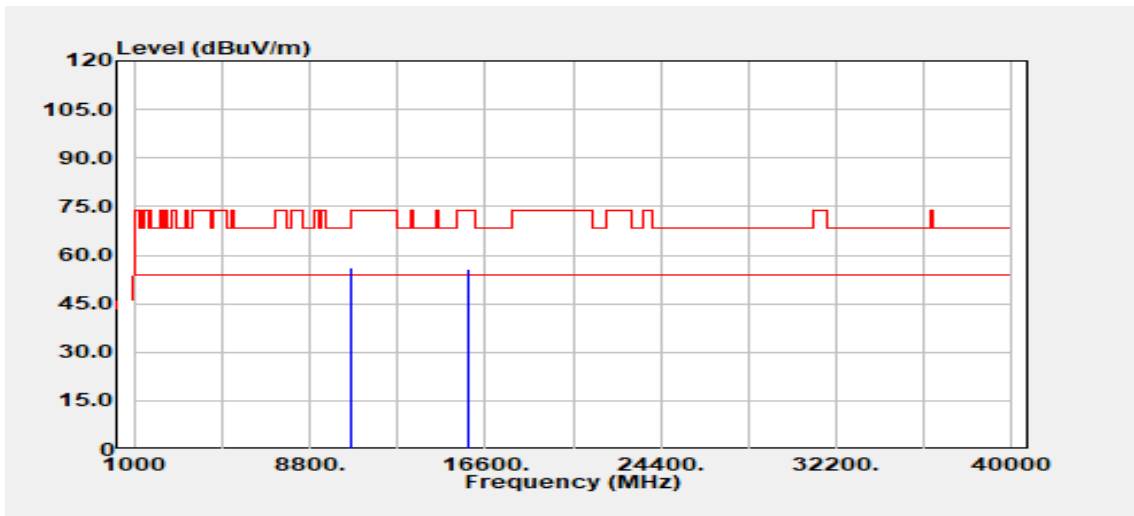


Freq. (MHz)	Detector Mode (PK/QP/AV)	Spectrum Reading Level (dBμV)	Factor (dB)	Actual FS (dBμV/m)	Limit @3m (dBμV/m)	Margin (dB)
10520.00	Peak	33.49	11.41	44.90	68.20	-23.30
15780.00	Peak	41.89	14.08	55.97	74.00	-18.03
15780.00	Average	32.77	14.08	46.85	54.00	-7.15
N/A						

Remark:

1. Measuring frequencies from 1 GHz to the 10th harmonic of highest fundamental frequency.

Test Mode	IEEE 802.11a / 5300 MHz	Temp/Hum	22.0(°C)/ 58%RH
Test Item	Harmonics	Test Date	April 6, 2023
Polarize	Vertical	Test Engineer	Czerny Lin
Detector	Peak & Average		

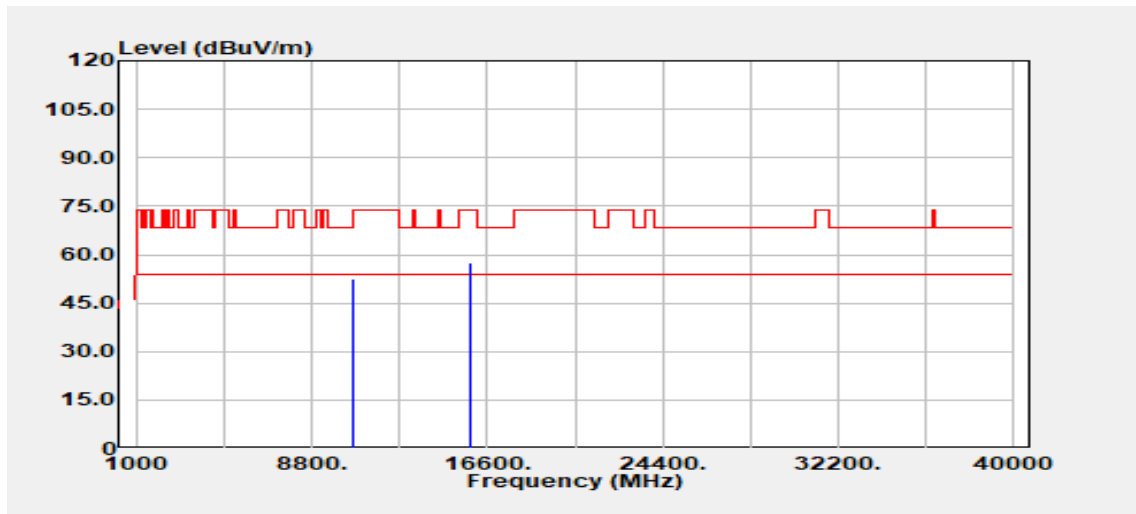


Freq. (MHz)	Detector Mode (PK/QP/AV)	Spectrum Reading Level (dBµV)	Factor (dB)	Actual FS (dBµV/m)	Limit @3m (dBµV/m)	Margin (dB)
10600.00	Peak	44.84	11.53	56.37	74.00	-17.63
10600.00	Average	35.71	11.53	47.24	54.00	-6.76
15900.00	Peak	41.19	14.45	55.64	74.00	-18.36
15900.00	Average	32.56	14.45	47.01	54.00	-6.99
N/A						

Remark:

1. Measuring frequencies from 1 GHz to the 10th harmonic of highest fundamental frequency.

Test Mode	IEEE 802.11a / 5300 MHz	Temp/Hum	22.0(°C)/ 58%RH
Test Item	Harmonic	Test Date	April 6, 2023
Polarize	Horizontal	Test Engineer	Czerny Lin
Detector	Peak & Average		

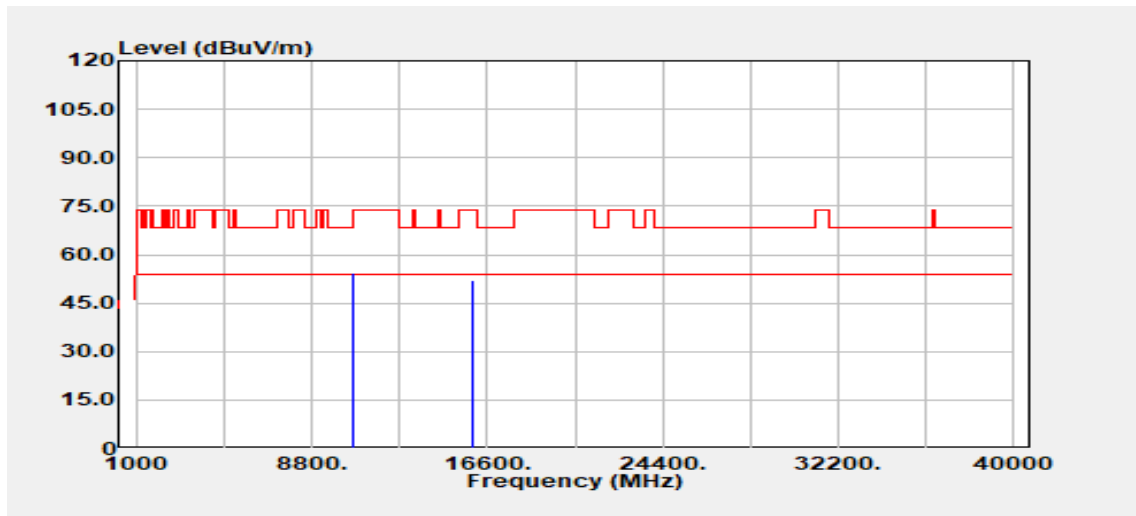


Freq. (MHz)	Detector Mode (PK/QP/AV)	Spectrum Reading Level (dBμV)	Factor (dB)	Actual FS (dBμV/m)	Limit @3m (dBμV/m)	Margin (dB)
10600.00	Peak	40.99	11.53	52.52	74.00	-21.48
10600.00	Average	32.87	11.53	44.40	54.00	-9.60
15900.00	Peak	43.10	14.45	57.55	74.00	-16.45
15900.00	Average	32.82	14.45	47.27	54.00	-6.73
N/A						

Remark:

1. Measuring frequencies from 1 GHz to the 10th harmonic of highest fundamental frequency.

Test Mode	IEEE 802.11a / 5320 MHz	Temp/Hum	21.8(°C)/ 61%RH
Test Item	Harmonic	Test Date	April 7, 2023
Polarize	Vertical	Test Engineer	Czerny Lin
Detector	Peak & Average		

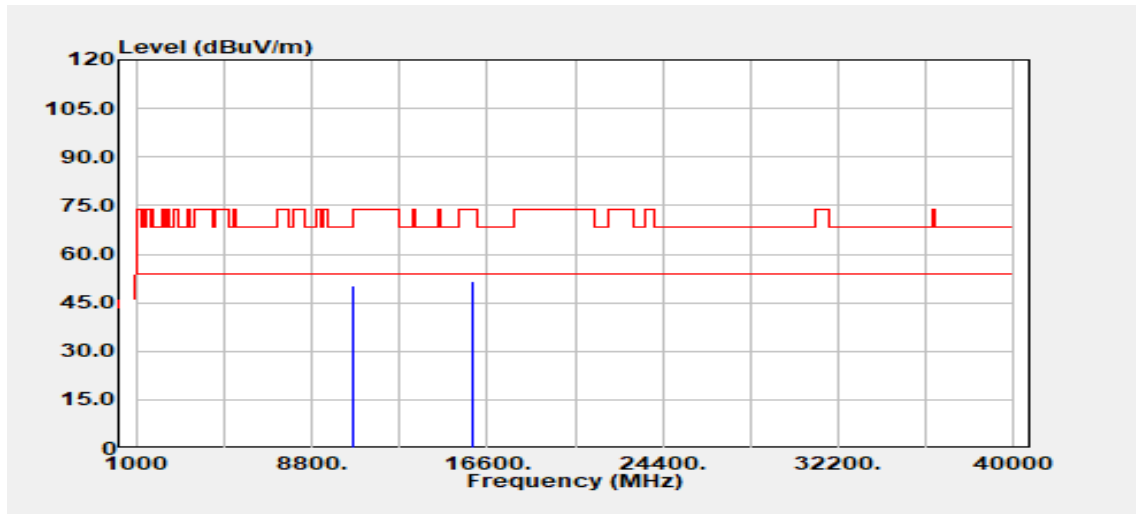


Freq. (MHz)	Detector Mode (PK/QP/AV)	Spectrum Reading Level (dBμV)	Factor (dB)	Actual FS (dBμV/m)	Limit @3m (dBμV/m)	Margin (dB)
10640.00	Peak	42.82	11.50	54.32	74.00	-19.68
10640.00	Average	34.36	11.50	45.86	54.00	-8.14
15960.00	Peak	36.83	15.09	51.92	74.00	-22.08
15960.00	Average	27.69	15.09	42.78	54.00	-11.22
N/A						

Remark:

1. Measuring frequencies from 1 GHz to the 10th harmonic of highest fundamental frequency.

Test Mode	IEEE 802.11a / 5320 MHz	Temp/Hum	21.8(°C)/ 61%RH
Test Item	Harmonic	Test Date	April 7, 2023
Polarize	Horizontal	Test Engineer	Czerny Lin
Detector	Peak & Average		



Freq. (MHz)	Detector Mode (PK/QP/AV)	Spectrum Reading Level (dBμV)	Factor (dB)	Actual FS (dBμV/m)	Limit @3m (dBμV/m)	Margin (dB)
10640.00	Peak	38.59	11.50	50.09	74.00	-23.91
10640.00	Average	30.54	11.50	42.04	54.00	-11.96
15960.00	Peak	36.52	15.09	51.60	74.00	-22.40
15960.00	Average	27.79	15.09	42.88	54.00	-11.12
N/A						

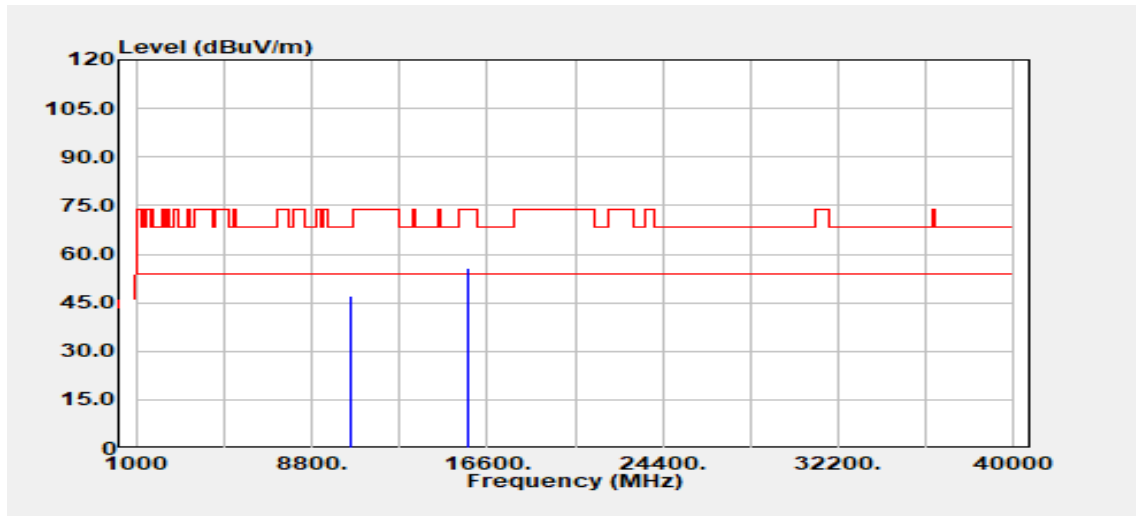
Remark:

1. Measuring frequencies from 1 GHz to the 10th harmonic of highest fundamental frequency.

Test Data for UNII-2a

(3) MIMO:

Test Mode	IEEE 802.11n HT20 / 5260 MHz	Temp/Hum	21.8(°C)/ 61%RH
Test Item	Harmonic	Test Date	April 7, 2023
Polarize	Vertical	Test Engineer	Czerny Lin
Detector	Peak & Average		

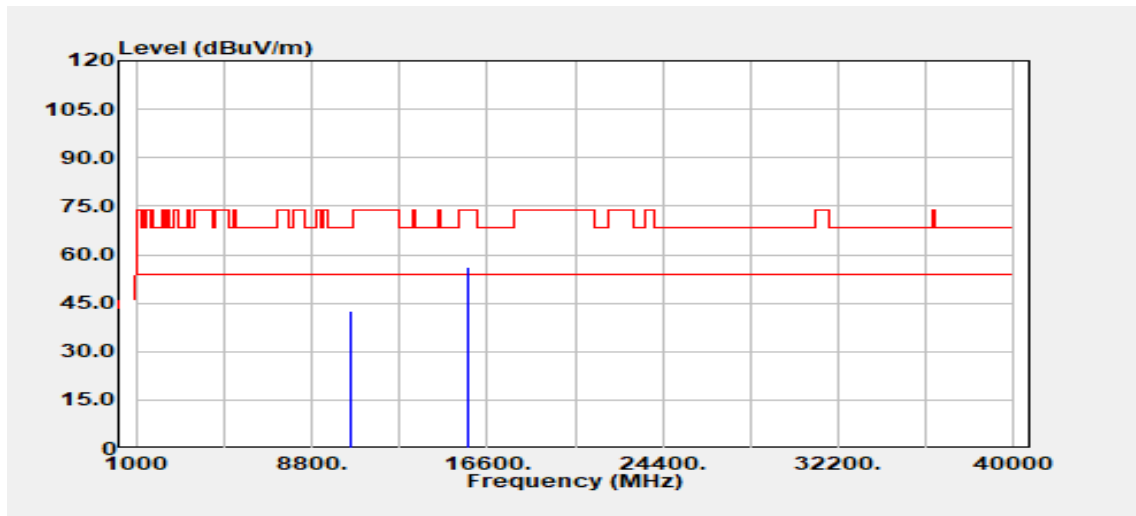


Freq. (MHz)	Detector Mode (PK/QP/AV)	Spectrum Reading Level (dBµV)	Factor (dB)	Actual FS (dBµV/m)	Limit @3m (dBµV/m)	Margin (dB)
10520.00	Peak	35.80	11.41	47.21	68.20	-20.99
15780.00	Peak	41.43	14.08	55.50	74.00	-18.50
15780.00	Average	33.50	14.08	47.58	54.00	-6.42
N/A						

Remark:

1. Measuring frequencies from 1 GHz to the 10th harmonic of highest fundamental frequency.

Test Mode	IEEE 802.11n HT20 / 5260 MHz	Temp/Hum	21.8(°C)/ 61%RH
Test Item	Harmonic	Test Date	April 7, 2023
Polarize	Horizontal	Test Engineer	Czerny Lin
Detector	Peak & Average		

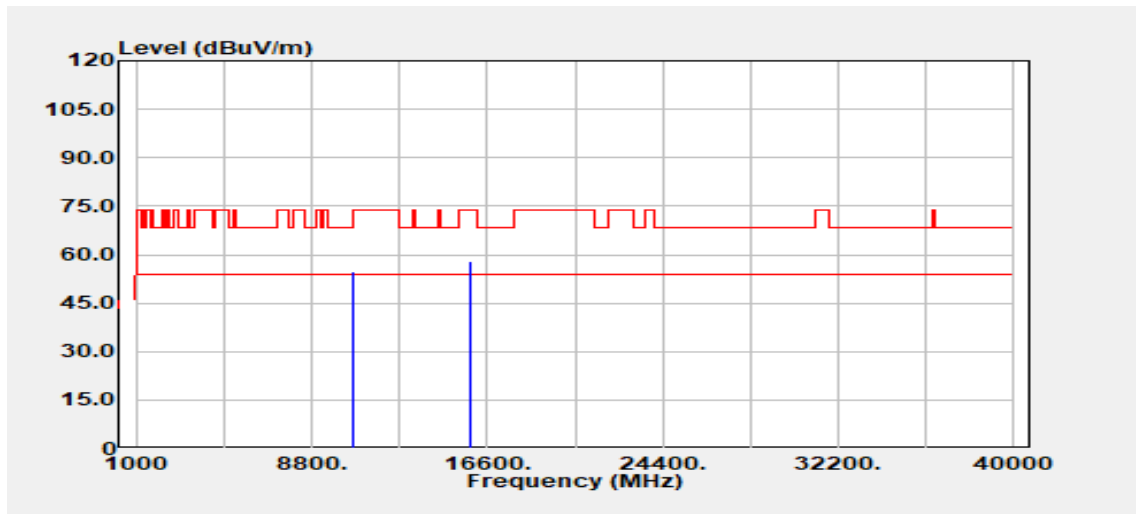


Freq. (MHz)	Detector Mode (PK/QP/AV)	Spectrum Reading Level (dBμV)	Factor (dB)	Actual FS (dBμV/m)	Limit @3m (dBμV/m)	Margin (dB)
10520.00	Peak	31.29	11.41	42.70	68.20	-25.50
15780.00	Peak	42.02	14.08	56.10	74.00	-17.90
15780.00	Average	33.91	14.08	47.99	54.00	-6.01
N/A						

Remark:

1. Measuring frequencies from 1 GHz to the 10th harmonic of highest fundamental frequency.

Test Mode	IEEE 802.11n HT20 / 5300 MHz	Temp/Hum	21.8(°C)/ 61%RH
Test Item	Harmonic	Test Date	April 7, 2023
Polarize	Vertical	Test Engineer	Czerny Lin
Detector	Peak & Average		

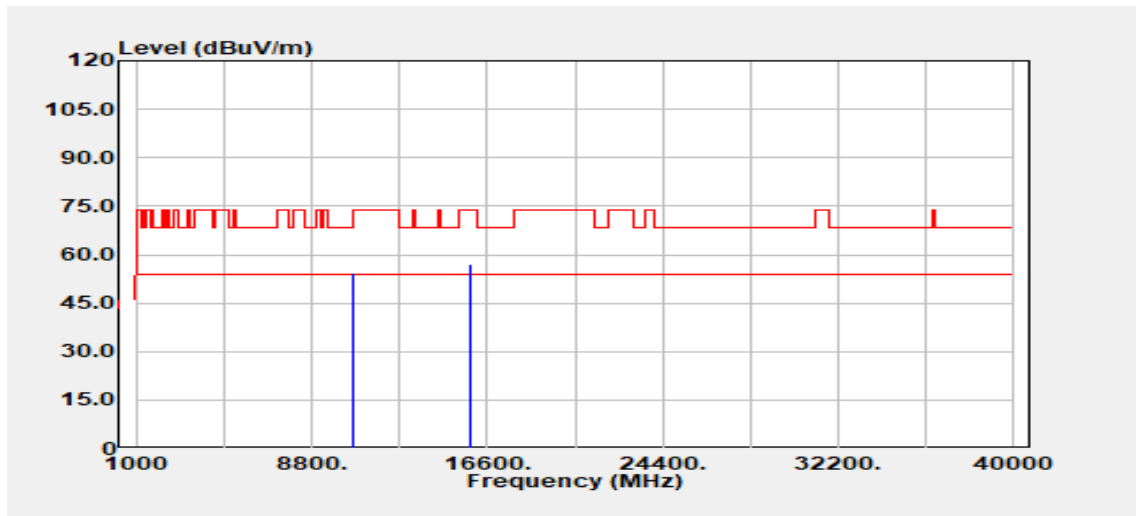


Freq. (MHz)	Detector Mode (PK/QP/AV)	Spectrum Reading Level (dBμV)	Factor (dB)	Actual FS (dBμV/m)	Limit @3m (dBμV/m)	Margin (dB)
10600.00	Peak	43.37	11.53	54.90	74.00	-19.10
10600.00	Average	34.59	11.53	46.12	54.00	-7.88
15900.00	Peak	43.51	14.45	57.96	74.00	-16.04
15900.00	Average	31.64	14.45	46.09	54.00	-7.91

Remark:

1. Measuring frequencies from 1 GHz to the 10th harmonic of highest fundamental frequency.

Test Mode	IEEE 802.11n HT20 / 5300 MHz	Temp/Hum	21.8(°C)/ 61%RH
Test Item	Harmonic	Test Date	April 7, 2023
Polarize	Horizontal	Test Engineer	Czerny Lin
Detector	Peak & Average		

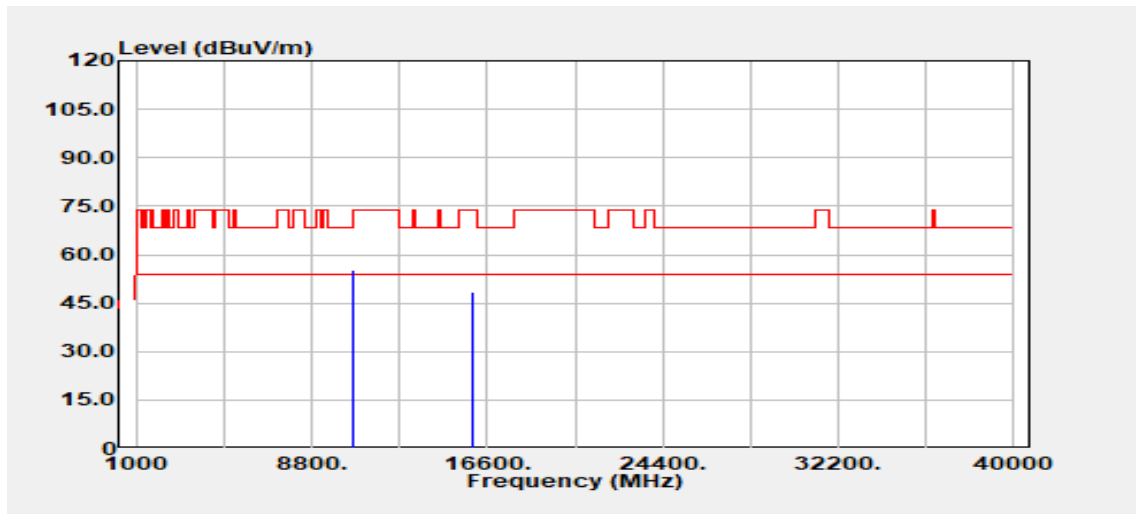


Freq. (MHz)	Detector Mode (PK/QP/AV)	Spectrum Reading Level (dBμV)	Factor (dB)	Actual FS (dBμV/m)	Limit @3m (dBμV/m)	Margin (dB)
10600.00	Peak	42.74	11.53	54.27	74.00	-19.73
10600.00	Average	32.88	11.53	44.41	54.00	-9.59
15900.00	Peak	42.77	14.45	57.22	74.00	-16.78
15900.00	Average	33.36	14.45	47.81	54.00	-6.19

Remark:

1. Measuring frequencies from 1 GHz to the 10th harmonic of highest fundamental frequency.

Test Mode	IEEE 802.11n HT20 / 5320 MHz	Temp/Hum	21.8(°C)/ 61%RH
Test Item	Harmonic	Test Date	April 7, 2023
Polarize	Vertical	Test Engineer	Czerny Lin
Detector	Peak & Average		

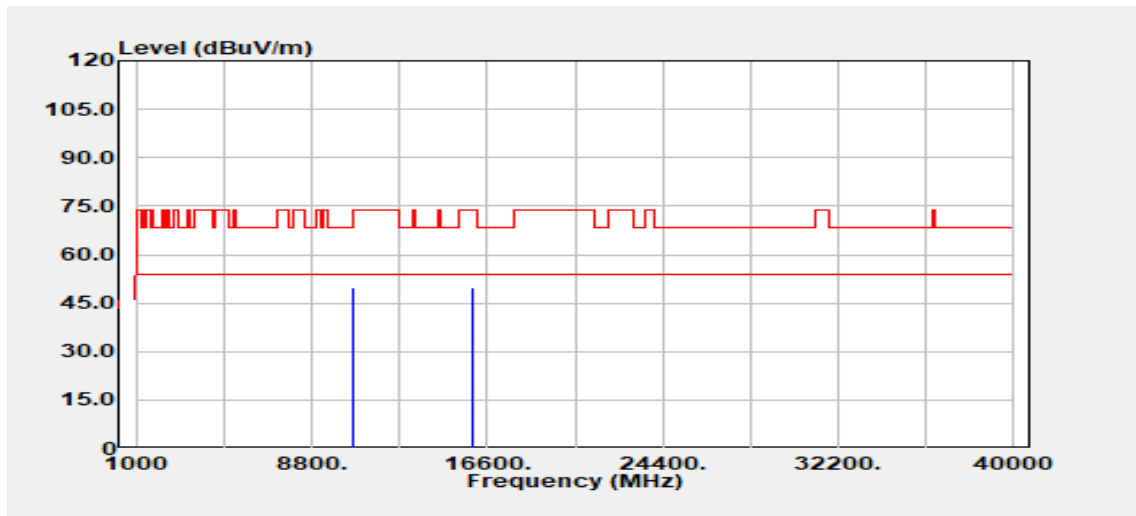


Freq. (MHz)	Detector Mode (PK/QP/AV)	Spectrum Reading Level (dBµV)	Factor (dB)	Actual FS (dBµV/m)	Limit @3m (dBµV/m)	Margin (dB)
10640.00	Peak	43.85	11.50	55.35	74.00	-18.65
10640.00	Average	34.61	11.50	46.11	54.00	-7.89
15960.00	Peak	33.49	15.09	48.58	74.00	-25.42
15960.00	Average	24.64	15.09	39.73	54.00	-14.27

Remark:

1. Measuring frequencies from 1 GHz to the 10th harmonic of highest fundamental frequency.

Test Mode	IEEE 802.11n HT20 / 5320 MHz	Temp/Hum	21.8(°C)/ 61%RH
Test Item	Harmonic	Test Date	April 7, 2023
Polarize	Horizontal	Test Engineer	Czerny Lin
Detector	Peak & Average		



Freq. (MHz)	Detector Mode (PK/QP/AV)	Spectrum Reading Level (dBμV)	Factor (dB)	Actual FS (dBμV/m)	Limit @3m (dBμV/m)	Margin (dB)
10640.00	Peak	38.30	11.50	49.80	74.00	-24.20
10640.00	Average	30.03	11.50	41.53	54.00	-12.47
15960.00	Peak	34.67	15.09	49.75	74.00	-24.25
15960.00	Average	26.16	15.09	41.25	54.00	-12.75

Remark:

1. Measuring frequencies from 1 GHz to the 10th harmonic of highest fundamental frequency.