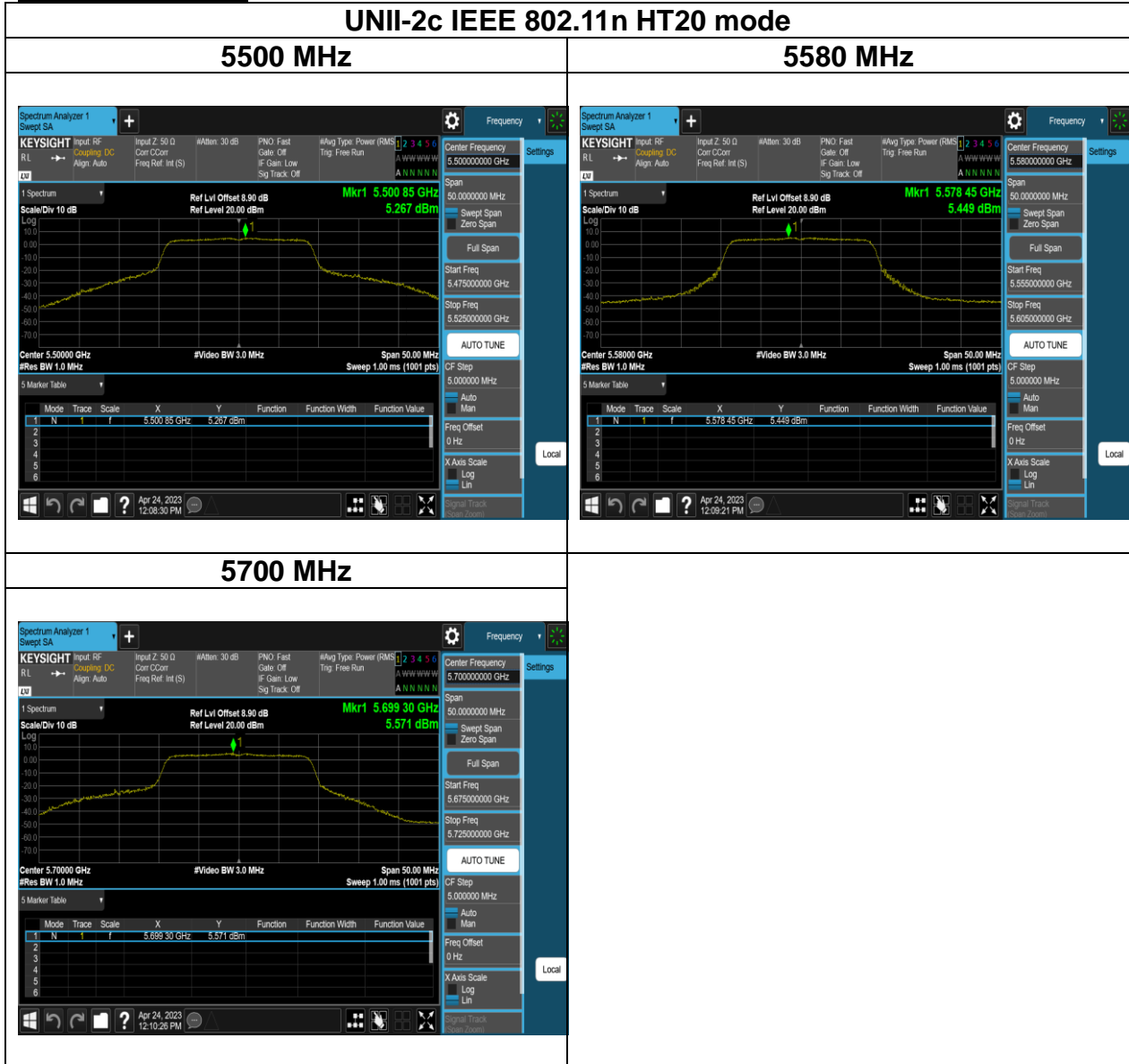
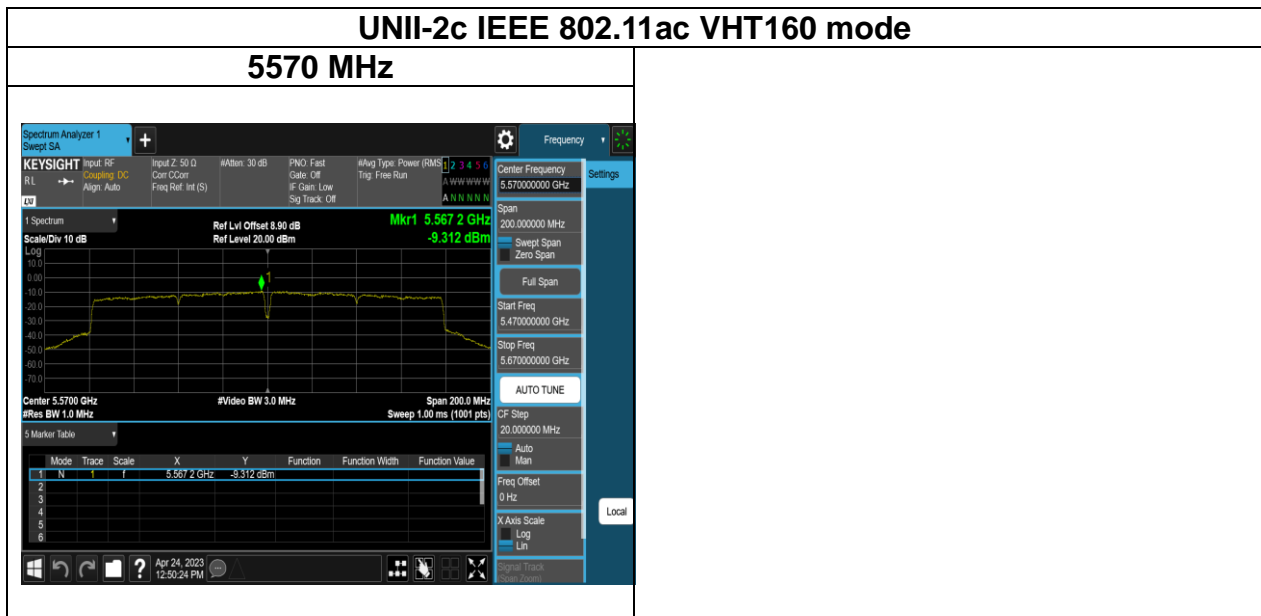
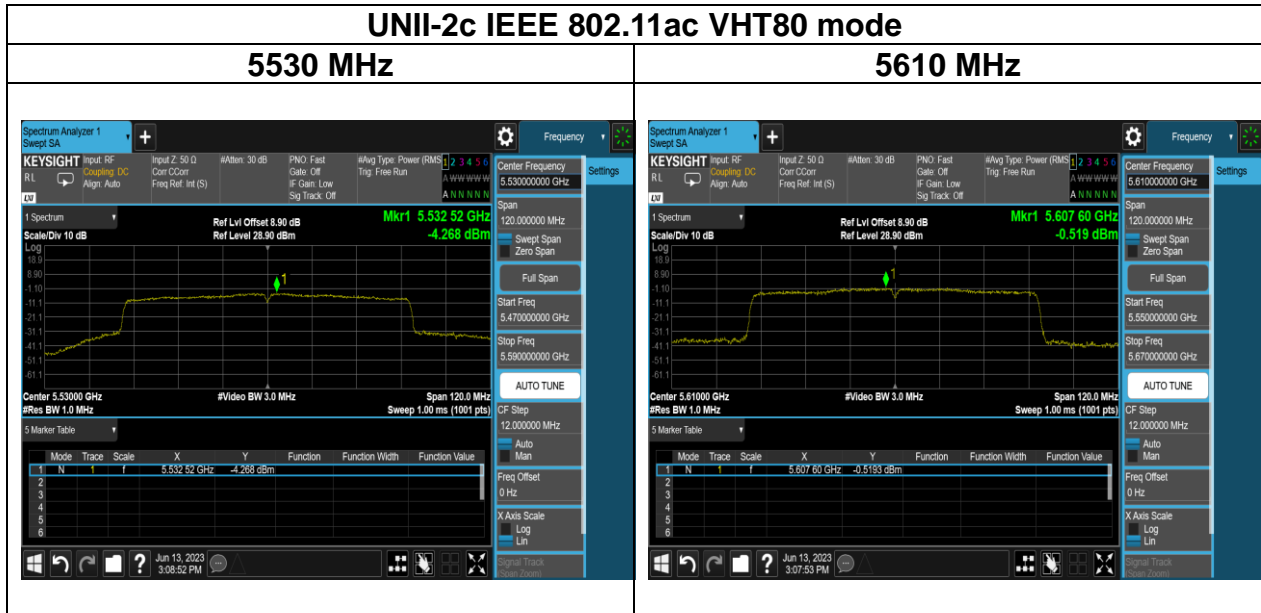


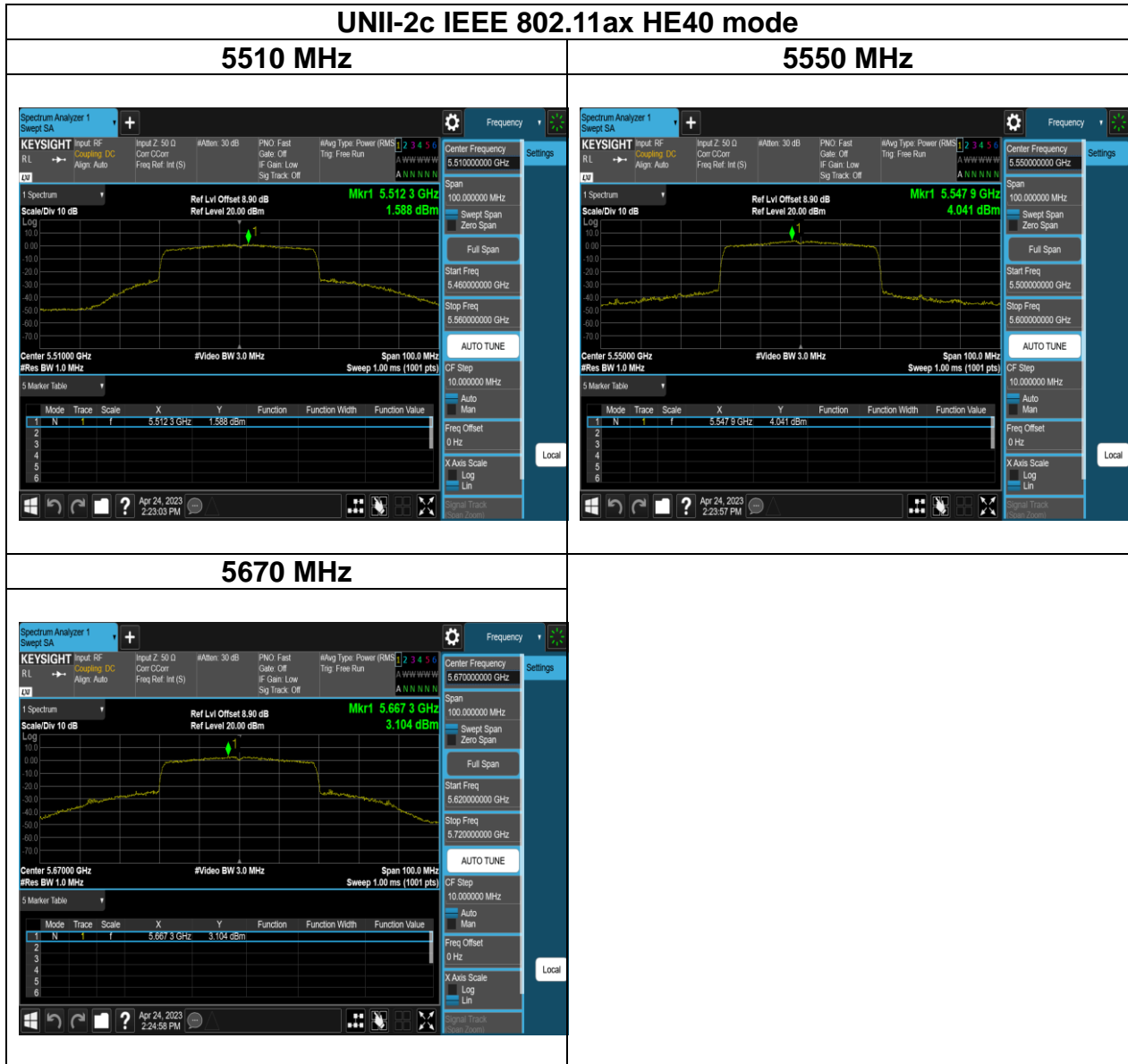
UNII-2c (Chain 1)

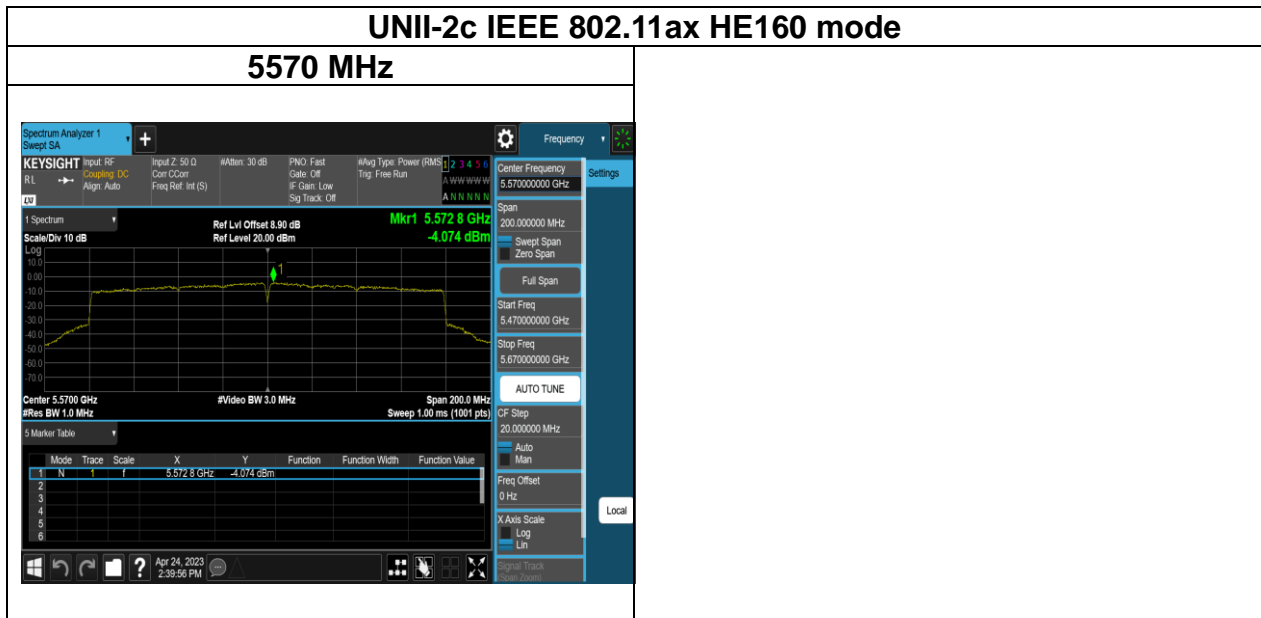
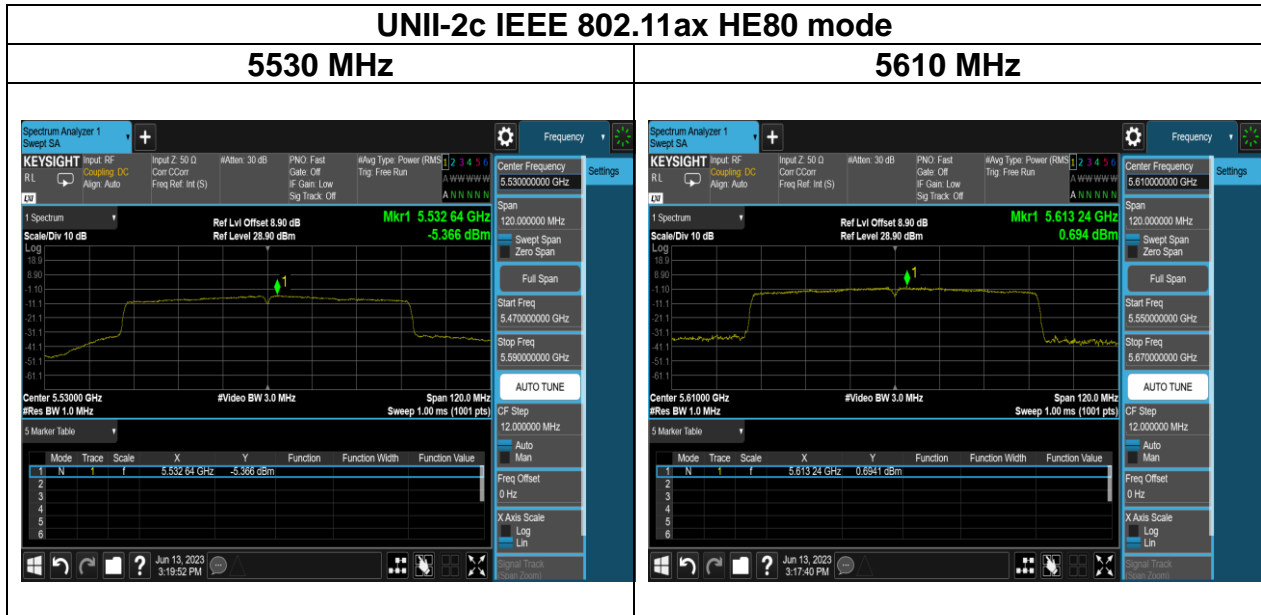








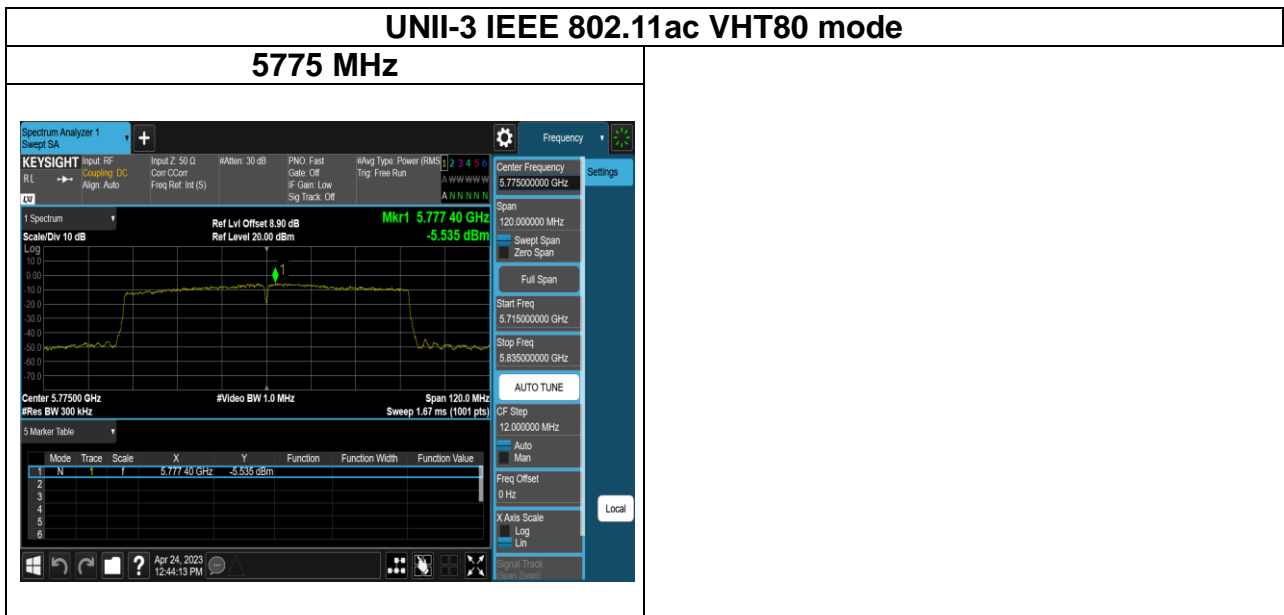
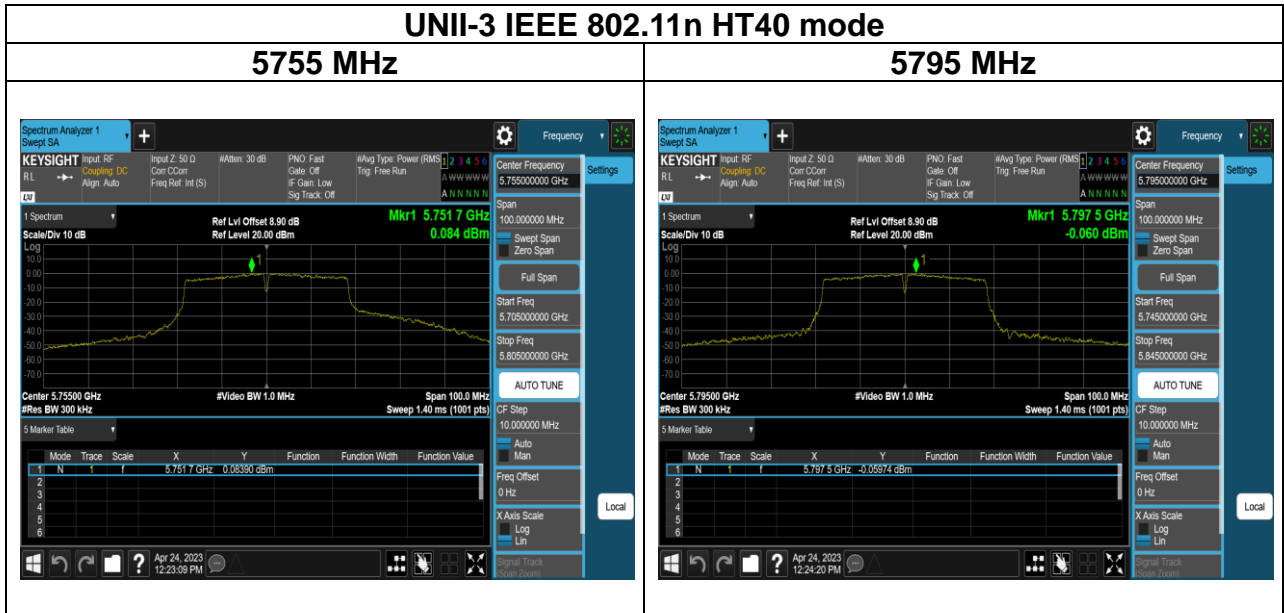




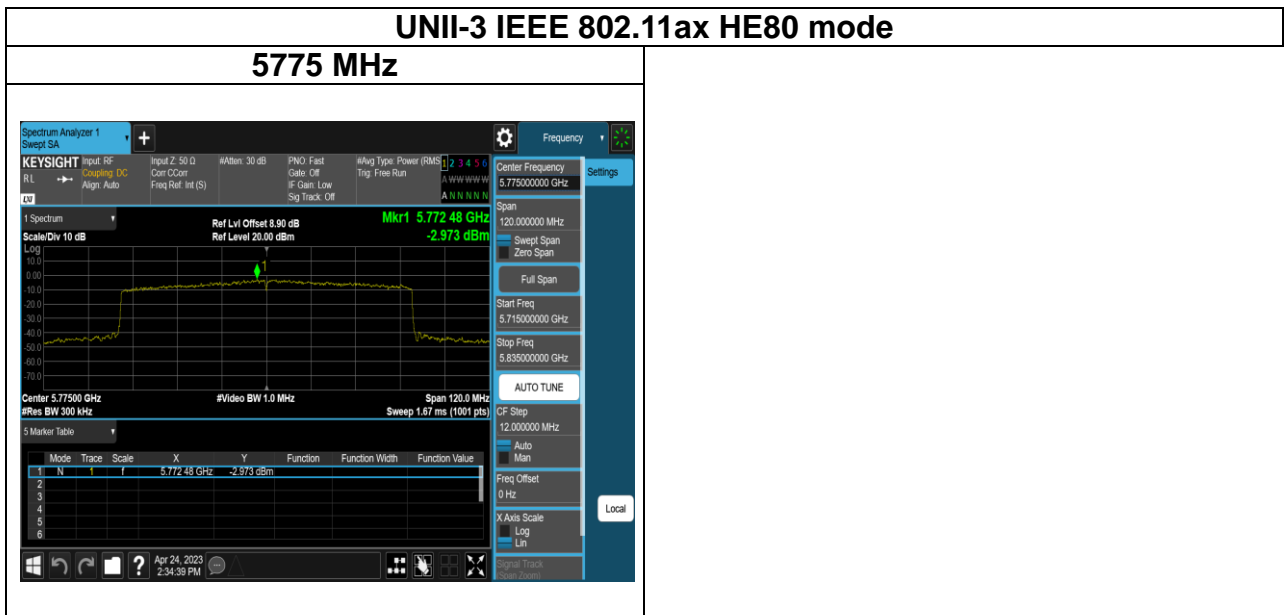
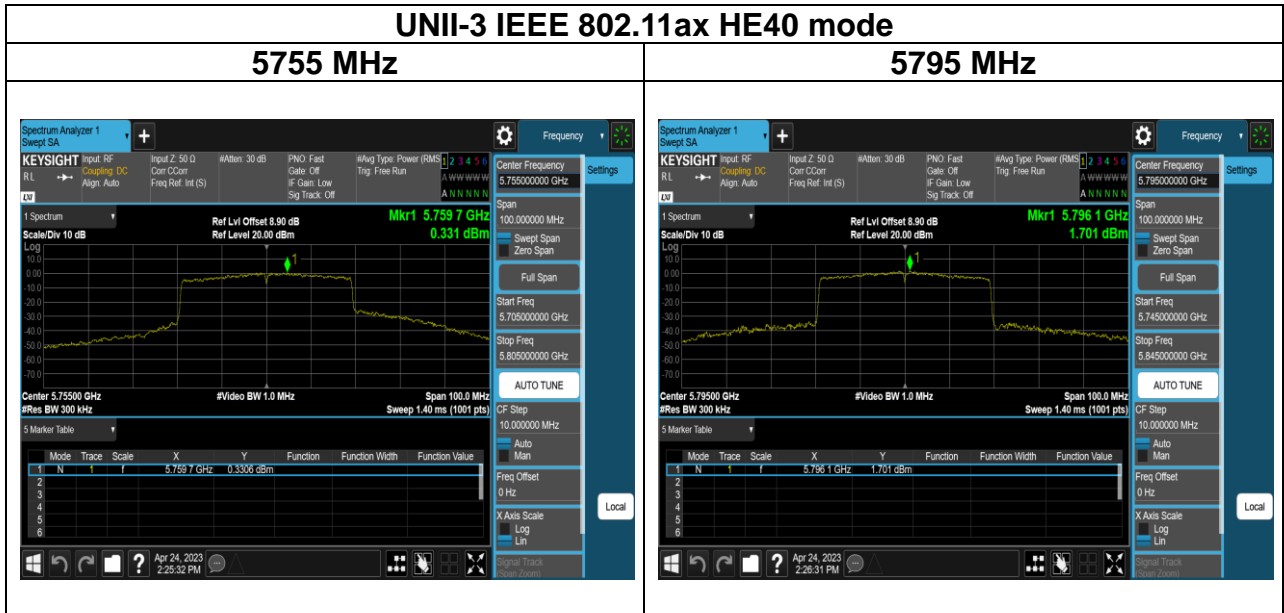
Test Plots: Beamforming

UNII-3 (Chain 0)

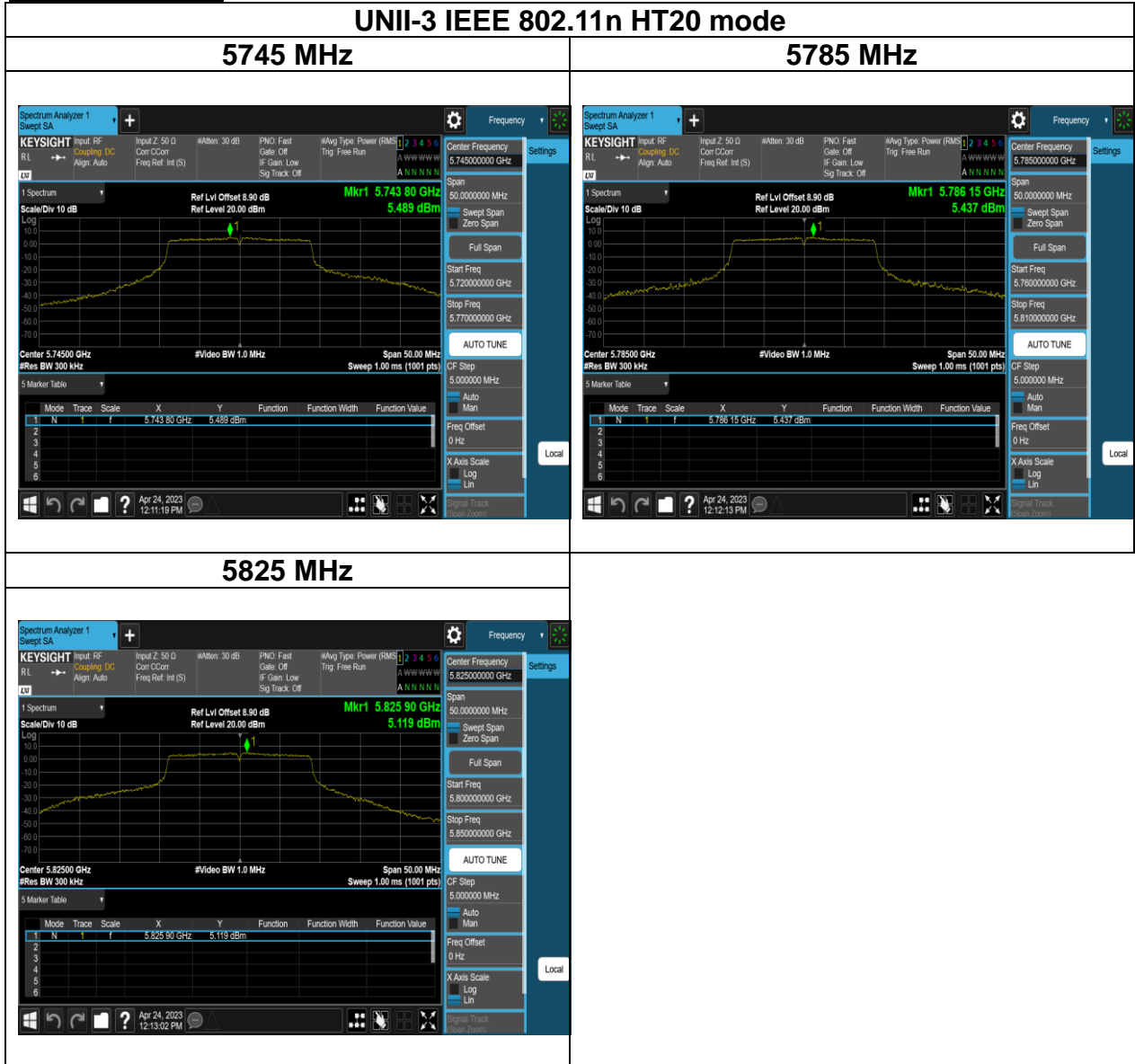


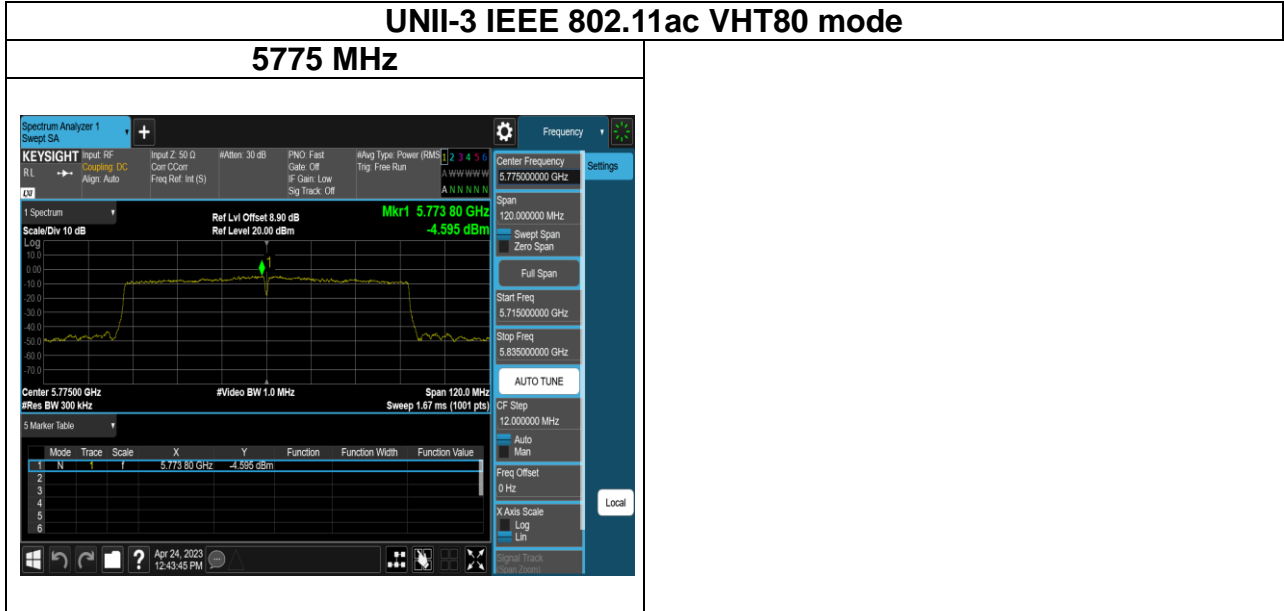
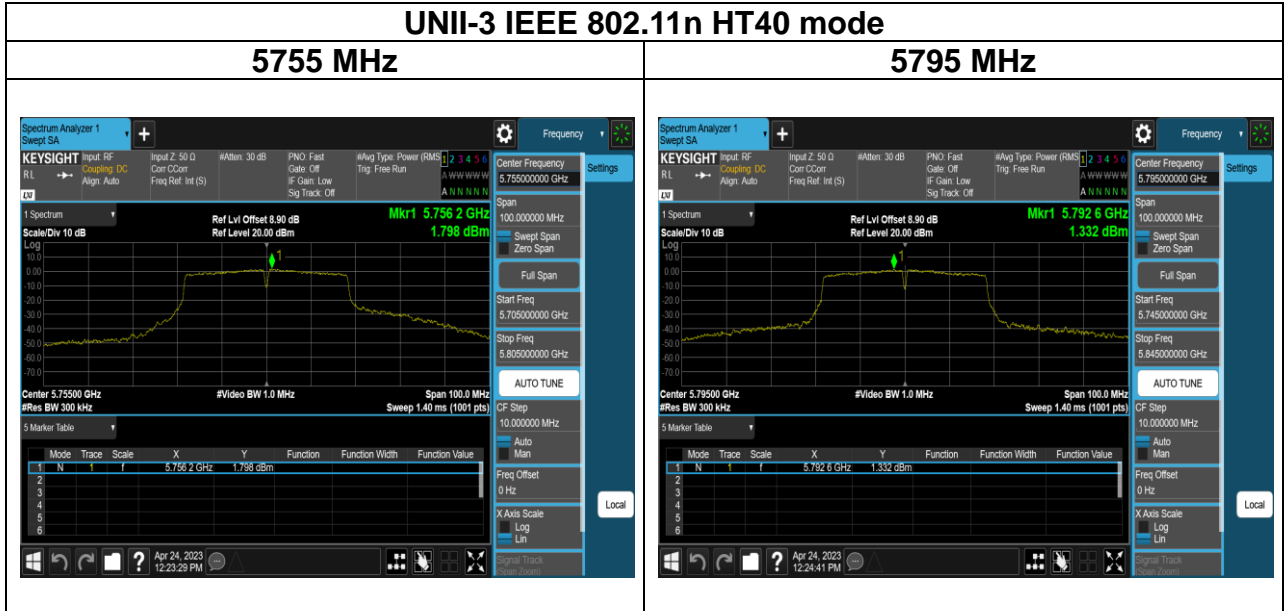




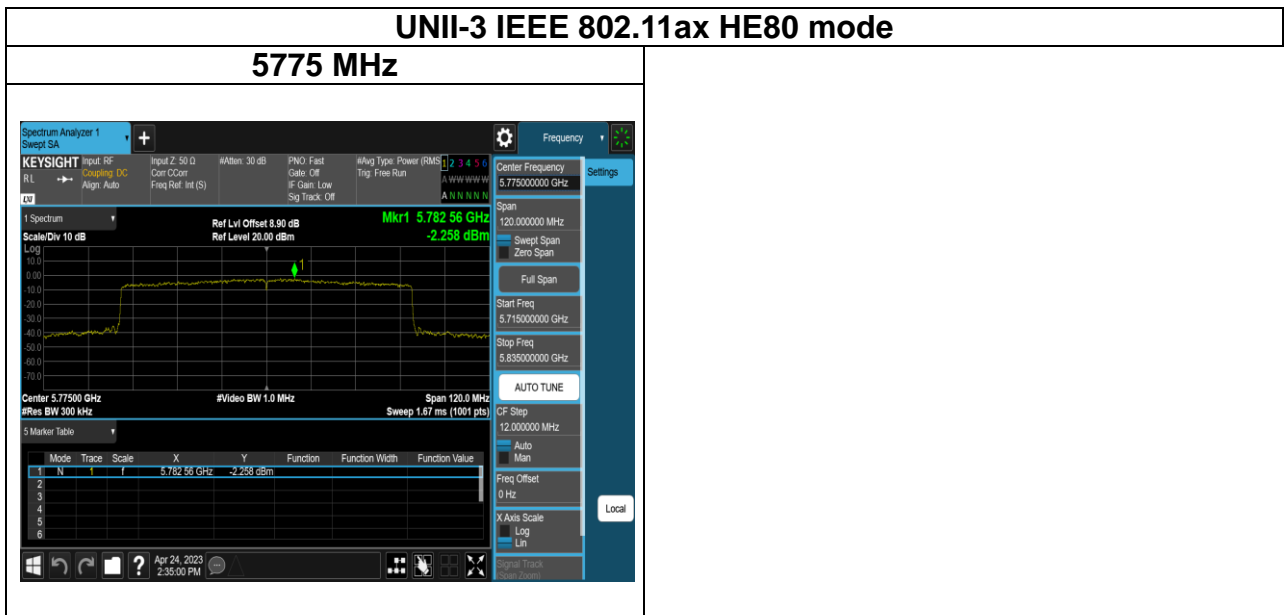
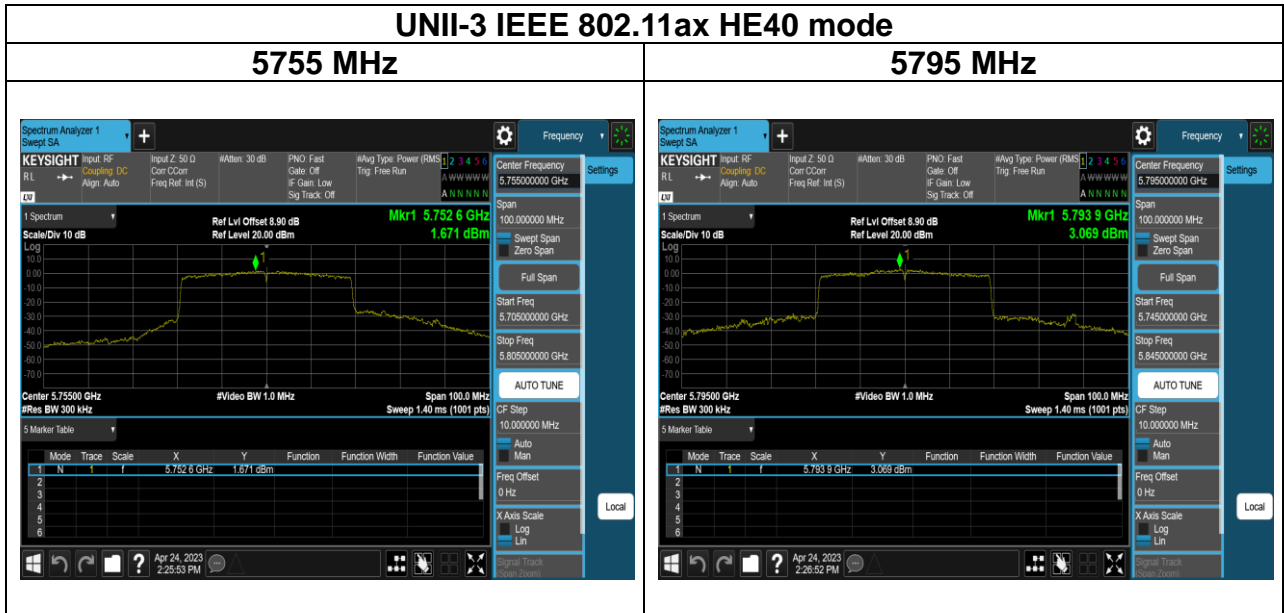


UNII-3 (Chain 1)









4.5 RADIATION BANDEDGE AND SPURIOUS EMISSION

4.5.1 Test Limit

FCC according to §15.407, §15.209 and §15.205,

Below 30 MHz

Frequency	Field Strength (microvolts/m)	Magnetic H-Field (microamperes/m)	Measurement Distance (metres)
9-490 kHz	2,400/F (F in kHz)	2,400/F (F in kHz)	300
490-1,705 kHz	24,000/F (F in kHz)	24,000/F (F in kHz)	30
1.705-30 MHz	30	N/A	30

Above 30 MHz

Frequency (MHz)	Field Strength microvolts/m at 3 metres (watts, e.i.r.p.)	
	Transmitters	Receivers
30-88	100 (3 nW)	100 (3 nW)
88-216	150 (6.8 nW)	150 (6.8 nW)
216-960	200 (12 nW)	200 (12 nW)
Above 960	500 (75 nW)	500 (75 nW)

UNII-1 :

For transmitters operating in the band 5150-5250 MHz, all emissions outside the band 5150-5350 MHz shall not exceed -27 dBm/MHz e.i.r.p. However, any unwanted emissions that fall into the band 5250-5350 MHz must be 26 dBc, when measured using a resolution bandwidth between 1 and 5% of the occupied bandwidth, above 5.25 GHz. Otherwise, the transmission is considered as intentional and the devices shall implement dynamic frequency selection (DFS) and transmitter power control (TPC) as per the requirements for the band 5250-5350 MHz

UNII-3:

All emissions shall be limited to a level of -27 dBm/MHz at 75 MHz or more above or below the band edge increasing linearly to 10 dBm/MHz at 25 MHz above or below the band edge, and from 25 MHz above or below the band edge increasing linearly to a level of 15.6 dBm/MHz at 5 MHz above or below the band edge, and from 5 MHz above or below the band edge increasing linearly to a level of 27 dBm/MHz at the band edge.

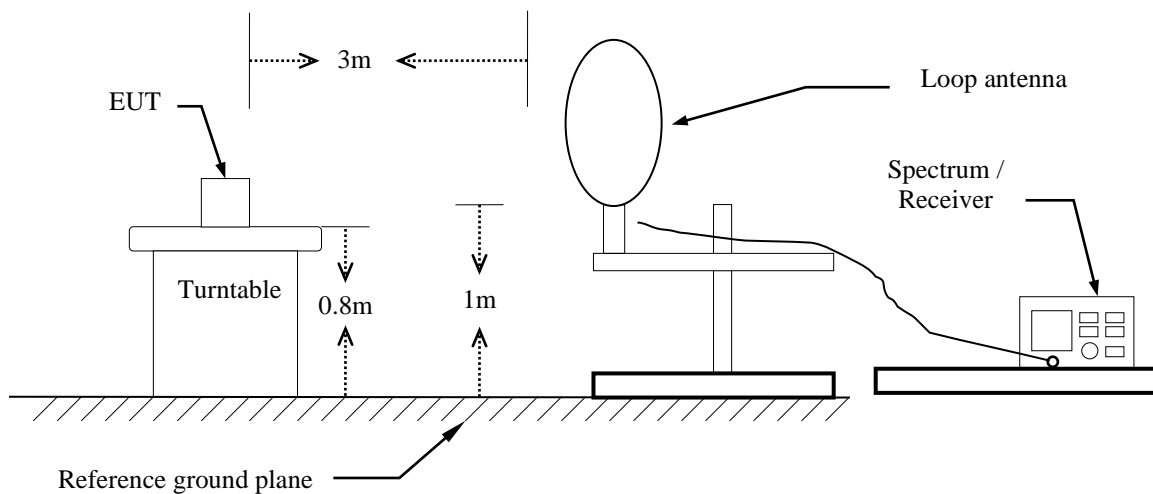
4.5.2 Test Procedure

Test method Refer as KDB 789033 D02.

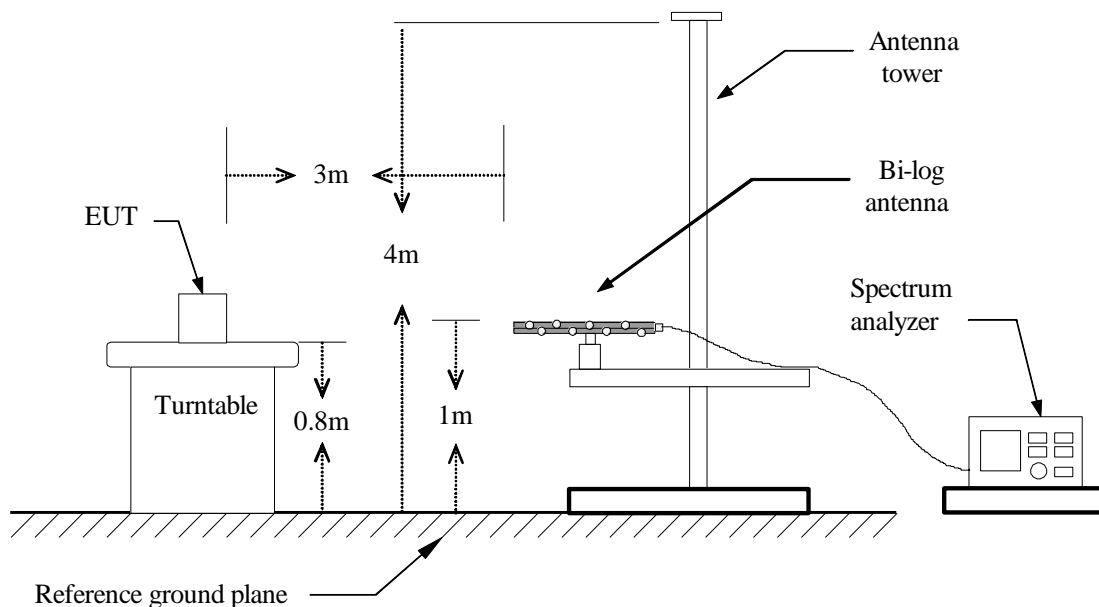
1. The EUT is placed on a turntable, Above 1 GHz is 1.5m and below 1 GHz is 0.8m above ground plane. The EUT Configured un accordance with ANSI C63.10: 2013, and the EUT set in a continuous mode.
2. The turntable shall be rotated for 360 degrees to determine the position of maximum emission level. And EUT is set 3m away from the receiving antenna, which is scanned from 1m to 4m above the ground plane to find out the highest emissions. Measurement are made polarized in both the vertical and the horizontal positions with antenna.
3. Span shall wide enough to full capture the emission measured. The SA from 9kHz to 40GHz set to the low, Mid and High channels with the EUT transmit.
4. No emission found between lowest internal used/generated frequency to 30MHz (9KHz~30MHz)
5. The SA setting following :
 - (1) Below 1G : RBW = 100kHz, VBW $\geq 3 \times$ RBW, Sweep = Auto, Detector = Peak, Trace = Max hold.
 - (2) Above 1G :
 - (2.1) For Peak measurement : RBW = 1MHz, VBW ≥ 3 RBW, Sweep = Auto, Detector = Peak, Trace = Max hold.
 - (2.2) For Average measurement : RBW = 1MHz, VBW
 - 'If Duty Cycle $\geq 98\%$, VBW=10Hz.
 - 'If Duty Cycle $< 98\%$, VBW=1/T.

4.5.3 Test Setup

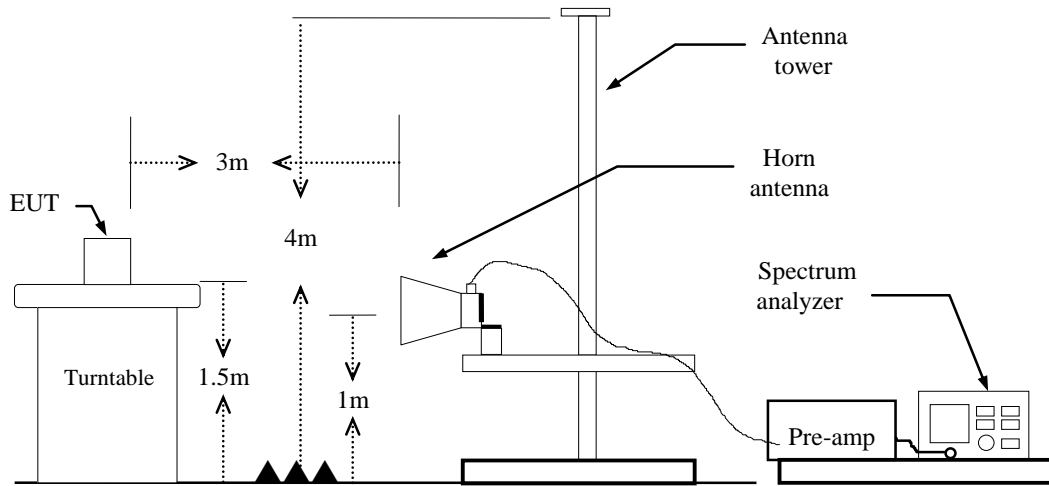
9kHz ~ 30MHz



30MHz ~ 1GHz



Above 1 GHz



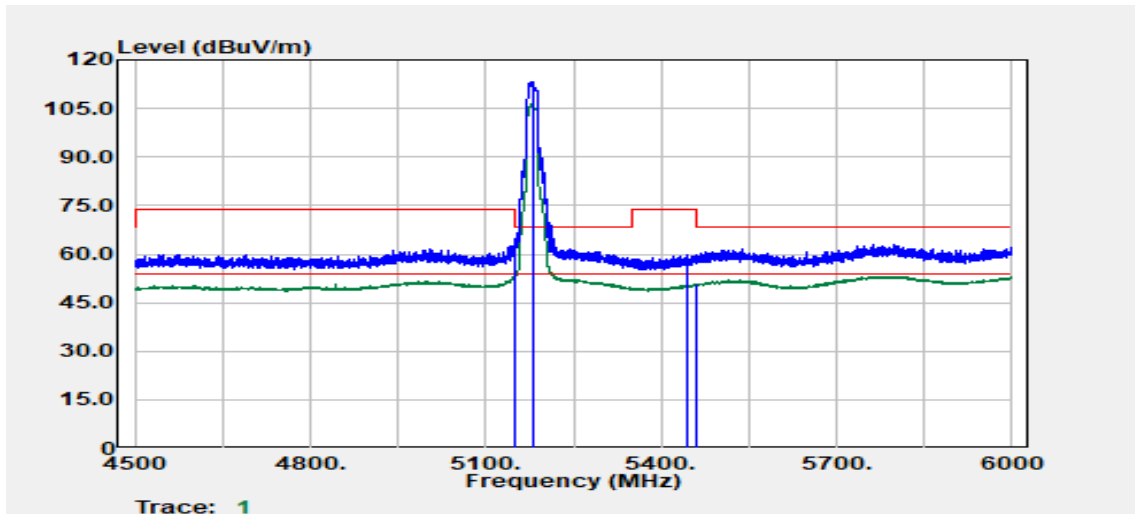
4.5.4 Test Result

Band Edge Test Data: Non-Beamforming

Test Data for UNII-1

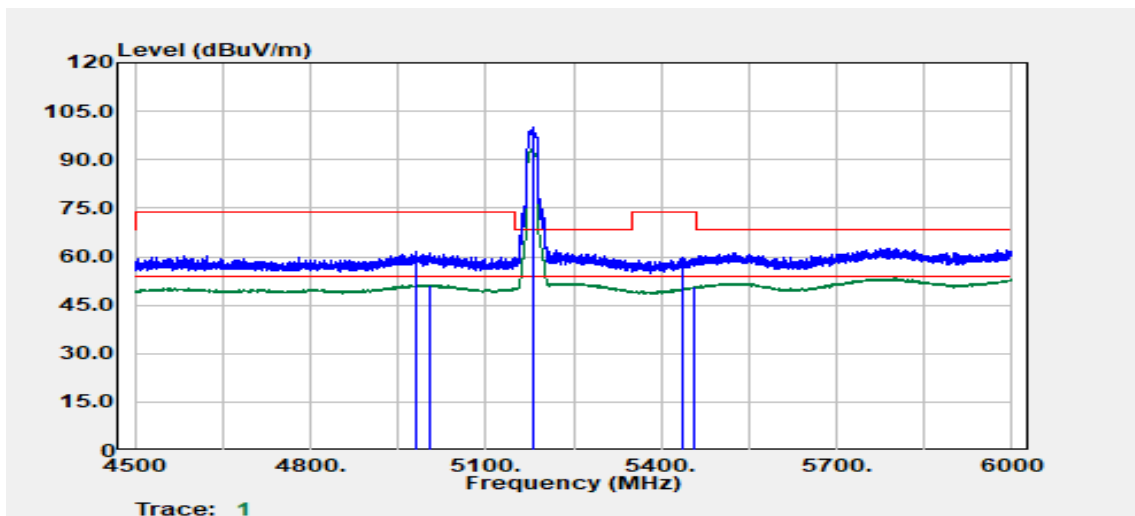
(1) Chain 0

Test Mode	IEEE 802.11a / 5180 MHz	Temp/Hum	22.8(°C)/ 61%RH
Test Item	Band Edge	Test Date	March 28, 2023
Polarize	Vertical	Test Engineer	Ray Li
Detector	Peak & Average		



Freq. (MHz)	Detector Mode (PK/QP/AV)	Spectrum Reading Level (dBμV)	Factor (dB)	Actual FS (dBUV/m)	Limit @3m (dBUV/m)	Margin (dB)
5148.60	Average	40.97	12.16	53.13	54.00	-0.87
5149.50	Peak	52.45	12.16	64.61	74.00	-9.39
5180.00	Peak	101.10	12.10	113.20	--	--
5180.00	Average	94.38	12.10	106.48	--	--
5443.50	Peak	47.49	12.37	59.86	74.00	-14.14
5459.10	Average	38.48	12.41	50.88	54.00	-3.12

Test Mode	IEEE 802.11a / 5180 MHz	Temp/Hum	22.8(°C)/ 61%RH
Test Item	Band Edge	Test Date	March 28, 2023
Polarize	Horizontal	Test Engineer	Ray Li
Detector	Peak & Average		

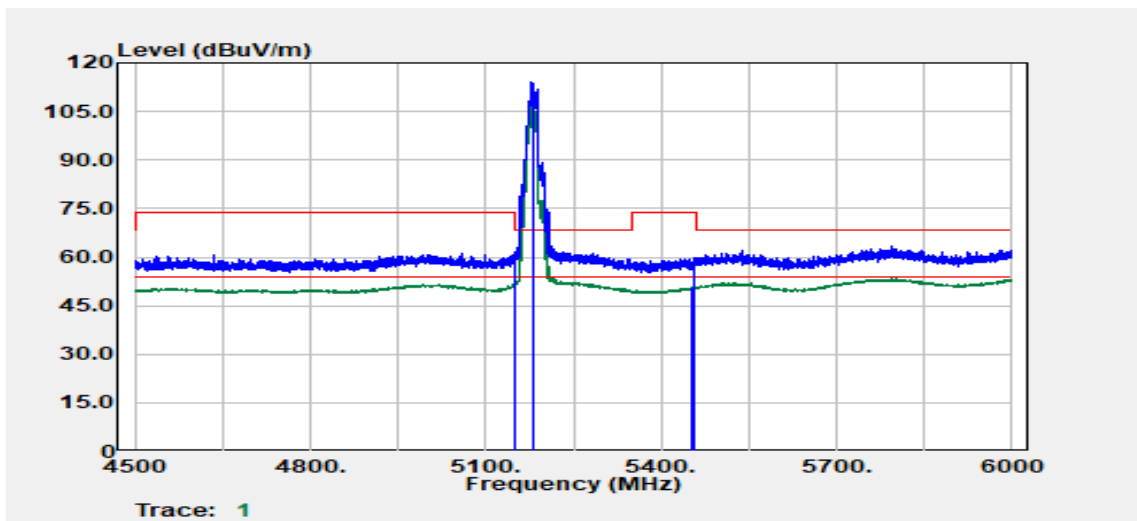


Freq. (MHz)	Detector Mode (PK/QP/AV)	Spectrum Reading Level (dBμV)	Factor (dB)	Actual FS (dBμV/m)	Limit @3m (dBμV/m)	Margin (dB)
4979.10	Peak	50.23	11.42	61.65	74.00	-12.35
5004.60	Average	39.73	11.64	51.37	54.00	-2.63
5180.00	Peak	88.13	12.10	100.23	--	--
5180.00	Average	81.19	12.10	93.29	--	--
5437.50	Peak	47.37	12.36	59.73	74.00	-14.27
5457.30	Average	38.23	12.40	50.63	54.00	-3.37

Test Data for UNII-1

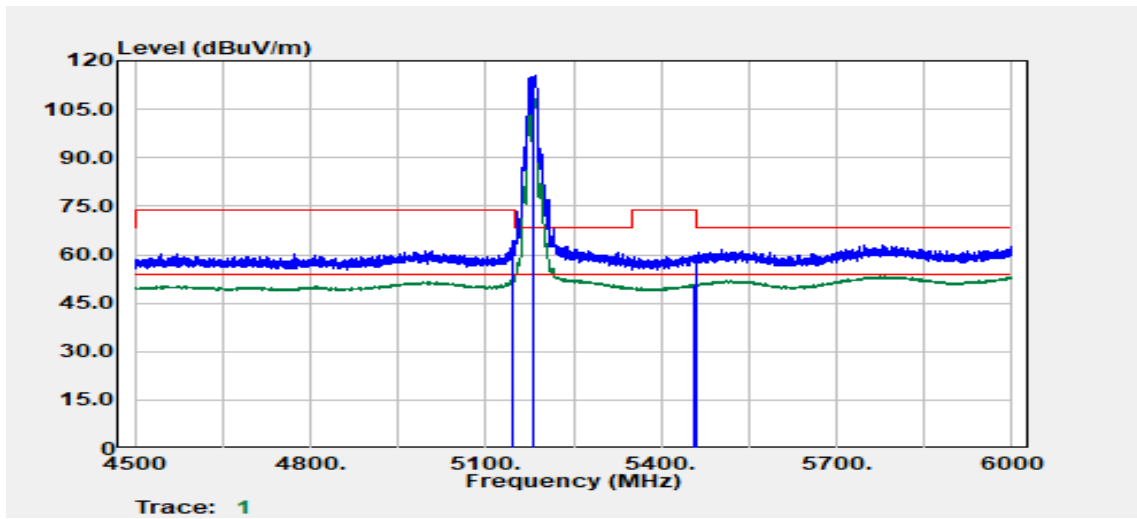
(2) Chain 1

Test Mode	IEEE 802.11a / 5180 MHz	Temp/Hum	22.8(°C)/ 61%RH
Test Item	Band Edge	Test Date	March 28, 2023
Polarize	Vertical	Test Engineer	Ray Li
Detector	Peak & Average		



Freq. (MHz)	Detector Mode (PK/QP/AV)	Spectrum Reading Level (dBμV)	Factor (dB)	Actual FS (dBμV/m)	Limit @3m (dBμV/m)	Margin (dB)
5148.30	Average	40.25	12.16	52.41	54.00	-1.59
5148.60	Peak	49.46	12.16	61.61	74.00	-12.39
5180.00	Peak	102.06	12.10	114.16	--	--
5180.00	Average	95.89	12.10	107.99	--	--
5453.10	Average	38.38	12.39	50.77	54.00	-3.24
5457.60	Peak	47.48	12.40	59.88	74.00	-14.12

Test Mode	IEEE 802.11a / 5180 MHz	Temp/Hum	22.8(°C)/ 61%RH
Test Item	Band Edge	Test Date	March 28, 2023
Polarize	Horizontal	Test Engineer	Ray Li
Detector	Peak & Average		

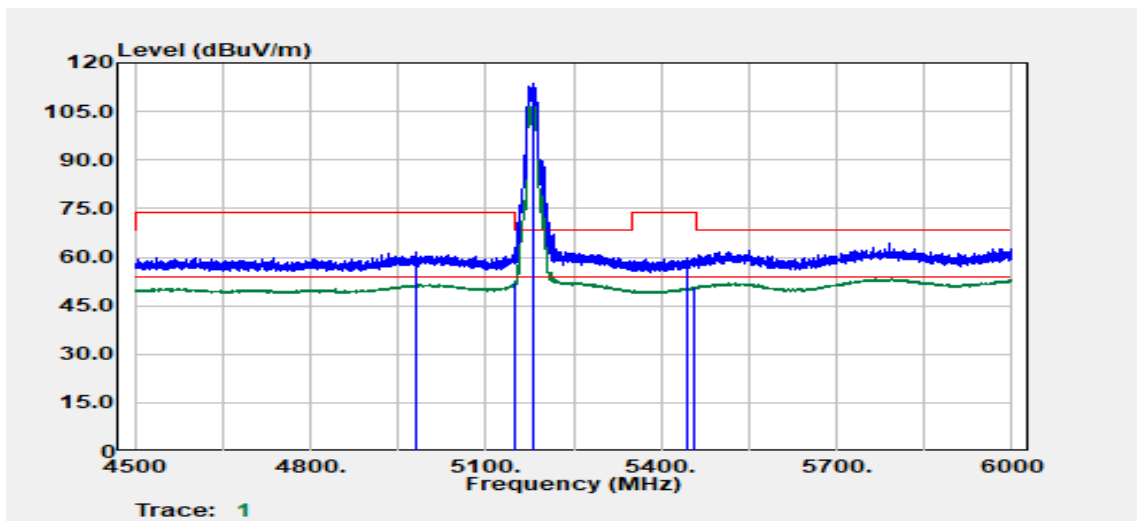


Freq. (MHz)	Detector Mode (PK/QP/AV)	Spectrum Reading Level (dBμV)	Factor (dB)	Actual FS (dBμV/m)	Limit @3m (dBμV/m)	Margin (dB)
5144.40	Peak	52.14	12.15	64.28	74.00	-9.72
5146.20	Average	40.67	12.15	52.82	54.00	-1.18
5180.00	Peak	103.17	12.10	115.27	--	--
5180.00	Average	96.01	12.10	108.11	--	--
5457.90	Average	38.35	12.40	50.75	54.00	-3.25
5459.10	Peak	47.45	12.41	59.86	74.00	-14.14

Test Data for UNII-1

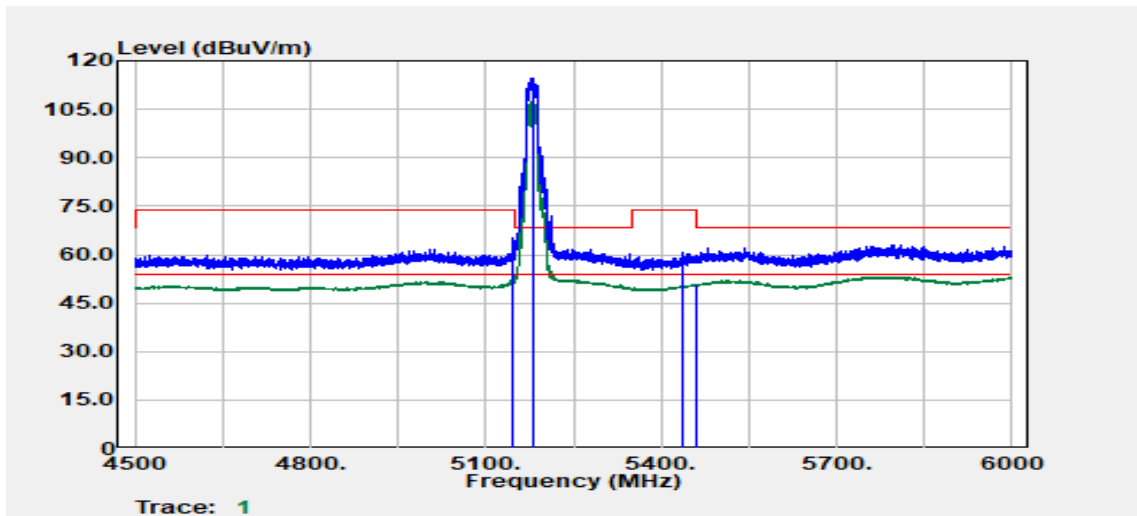
(3) MIMO

Test Mode	IEEE 802.11n HT20 / 5180 MHz	Temp/Hum	22.8(°C)/ 61%RH
Test Item	Band Edge	Test Date	March 28, 2023
Polarize	Vertical	Test Engineer	Ray Li
Detector	Peak & Average		



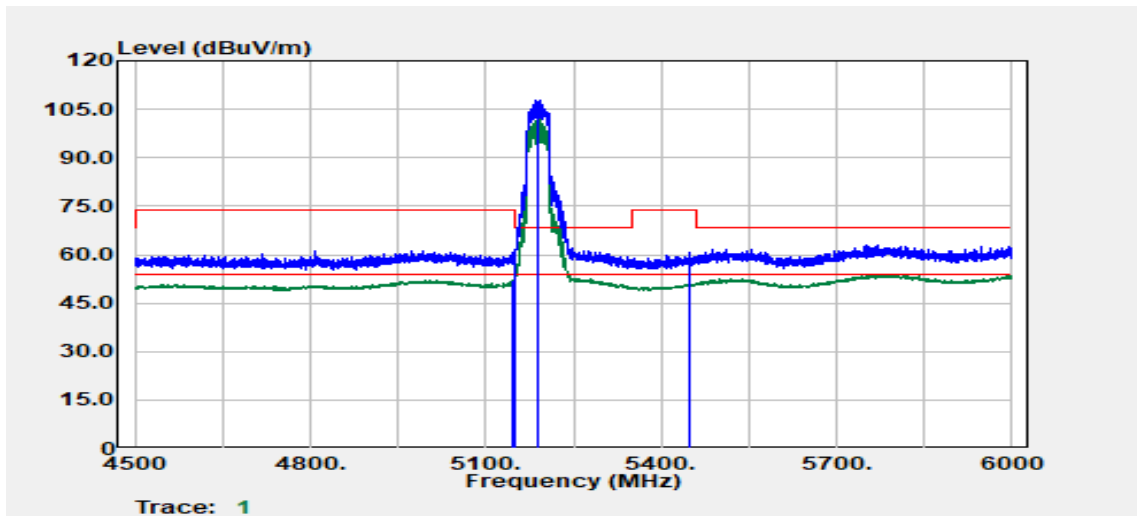
Freq. (MHz)	Detector Mode (PK/QP/AV)	Spectrum Reading Level (dBμV)	Factor (dB)	Actual FS (dBμV/m)	Limit @3m (dBμV/m)	Margin (dB)
4980.90	Peak	50.15	11.44	61.59	74.00	-12.41
5149.80	Average	39.83	12.16	51.99	54.00	-2.01
5180.00	Peak	101.74	12.10	113.84	--	--
5180.00	Average	95.35	12.10	107.45	--	--
5445.00	Peak	47.42	12.37	59.79	74.00	-14.21
5455.20	Average	38.32	12.39	50.71	54.00	-3.29

Test Mode	IEEE 802.11n HT20 / 5180 MHz	Temp/Hum	22.8(°C)/ 61%RH
Test Item	Band Edge	Test Date	March 28, 2023
Polarize	Horizontal	Test Engineer	Ray Li
Detector	Peak & Average		



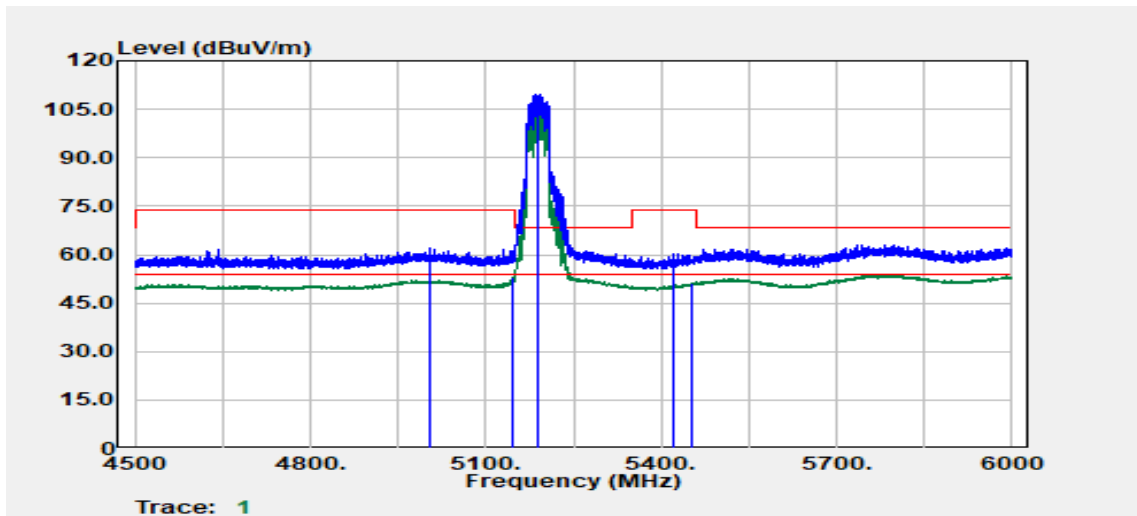
Freq. (MHz)	Detector Mode (PK/QP/AV)	Spectrum Reading Level (dBμV)	Factor (dB)	Actual FS (dBμV/m)	Limit @3m (dBμV/m)	Margin (dB)
5146.80	Peak	53.03	12.15	65.18	74.00	-8.82
5147.70	Average	40.51	12.15	52.67	54.00	-1.33
5180.00	Peak	102.30	12.10	114.40	--	--
5180.00	Average	95.30	12.10	107.40	--	--
5436.30	Peak	48.43	12.36	60.79	74.00	-13.21
5460.00	Average	38.32	12.41	50.73	54.00	-3.27

Test Mode	IEEE 802.11n HT40 / 5190 MHz	Temp/Hum	22.8(°C)/ 61%RH
Test Item	Band Edge	Test Date	March 29, 2023
Polarize	Vertical	Test Engineer	Ray Li
Detector	Peak & Average		



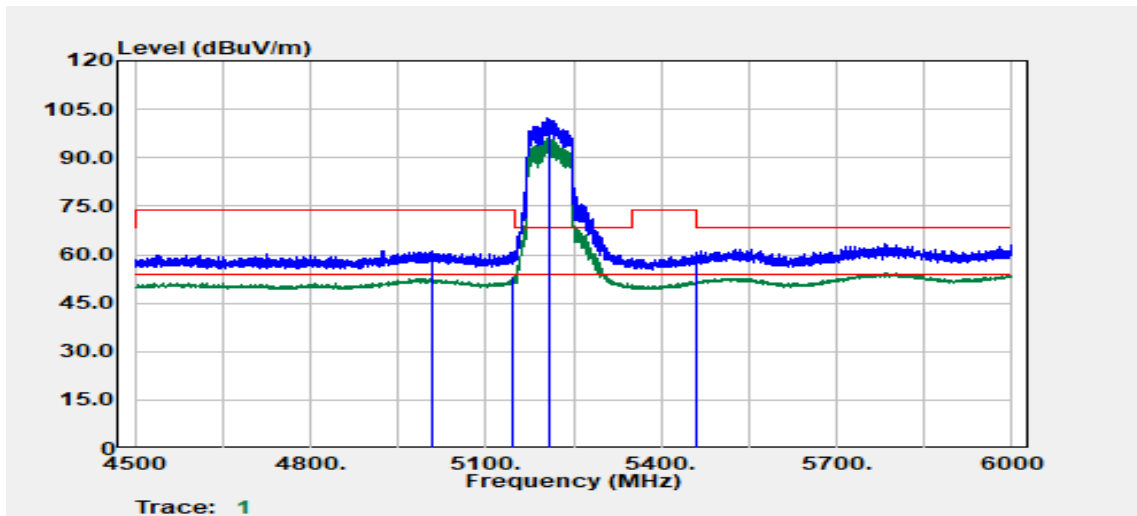
Freq. (MHz)	Detector Mode (PK/QP/AV)	Spectrum Reading Level (dBμV)	Factor (dB)	Actual FS (dBμV/m)	Limit @3m (dBμV/m)	Margin (dB)
5147.40	Average	39.83	12.15	51.98	54.00	-2.02
5148.00	Peak	49.29	12.16	61.45	74.00	-12.55
5190.00	Peak	95.80	12.08	107.88	--	--
5190.00	Average	89.98	12.08	102.06	--	--
5449.50	Average	38.66	12.37	51.03	54.00	-2.97
5450.40	Peak	48.29	12.38	60.67	74.00	-13.33

Test Mode	IEEE 802.11n HT40 / 5190 MHz	Temp/Hum	22.8(°C)/ 61%RH
Test Item	Band Edge	Test Date	March 29, 2023
Polarize	Horizontal	Test Engineer	Ray Li
Detector	Peak & Average		



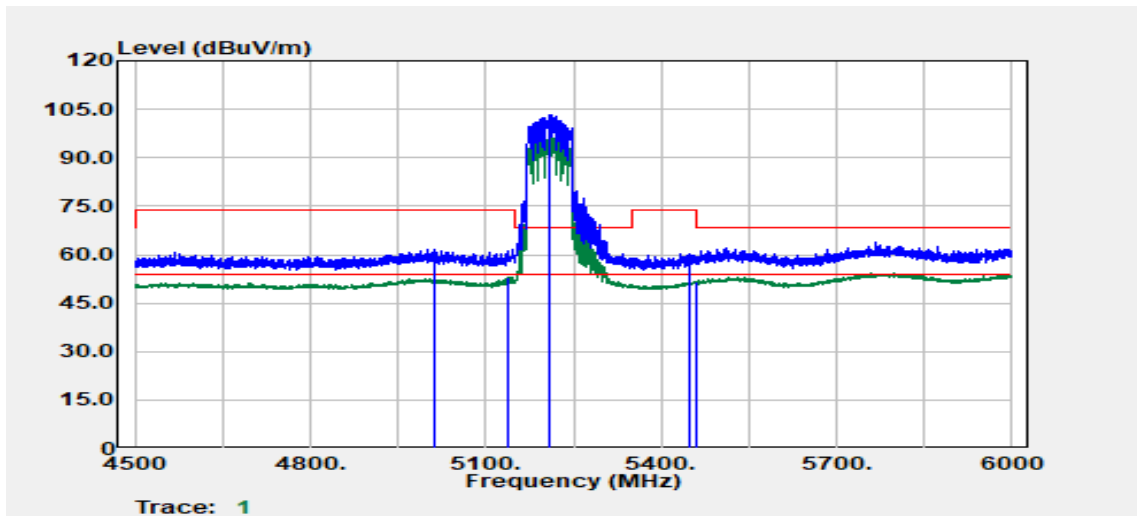
Freq. (MHz)	Detector Mode (PK/QP/AV)	Spectrum Reading Level (dBμV)	Factor (dB)	Actual FS (dBμV/m)	Limit @3m (dBμV/m)	Margin (dB)
5004.60	Peak	50.28	11.64	61.92	74.00	-12.08
5147.10	Average	40.96	12.15	53.12	54.00	-0.88
5190.00	Peak	97.67	12.08	109.75	--	--
5190.00	Average	91.42	12.08	103.50	--	--
5422.80	Peak	47.71	12.35	60.06	74.00	-13.94
5452.20	Average	38.74	12.38	51.13	54.00	-2.87

Test Mode	IEEE 802.11ac VHT80 / 5210 MHz	Temp/Hum	22.8(°C)/ 61%RH
Test Item	Band Edge	Test Date	March 29, 2023
Polarize	Vertical	Test Engineer	Ray Li
Detector	Peak & Average		



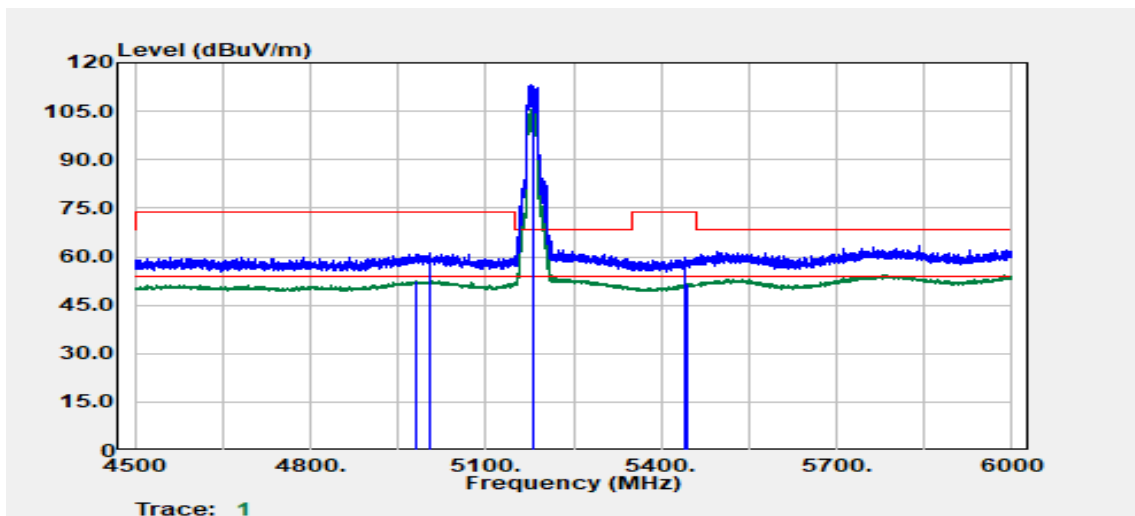
Freq. (MHz)	Detector Mode (PK/QP/AV)	Spectrum Reading Level (dBμV)	Factor (dB)	Actual FS (dBμV/m)	Limit @3m (dBμV/m)	Margin (dB)
5006.70	Peak	49.68	11.66	61.34	74.00	-12.66
5145.60	Average	40.98	12.15	53.13	54.00	-0.87
5210.00	Peak	90.22	12.06	102.27	--	--
5210.00	Average	83.98	12.06	96.04	--	--
5458.80	Average	39.42	12.41	51.83	54.00	-2.17
5460.00	Peak	48.35	12.41	60.76	68.20	-7.44

Test Mode	IEEE 802.11ac VHT80 / 5210 MHz	Temp/Hum	22.8(°C)/ 61%RH
Test Item	Band Edge	Test Date	March 29, 2023
Polarize	Horizontal	Test Engineer	Ray Li
Detector	Peak & Average		



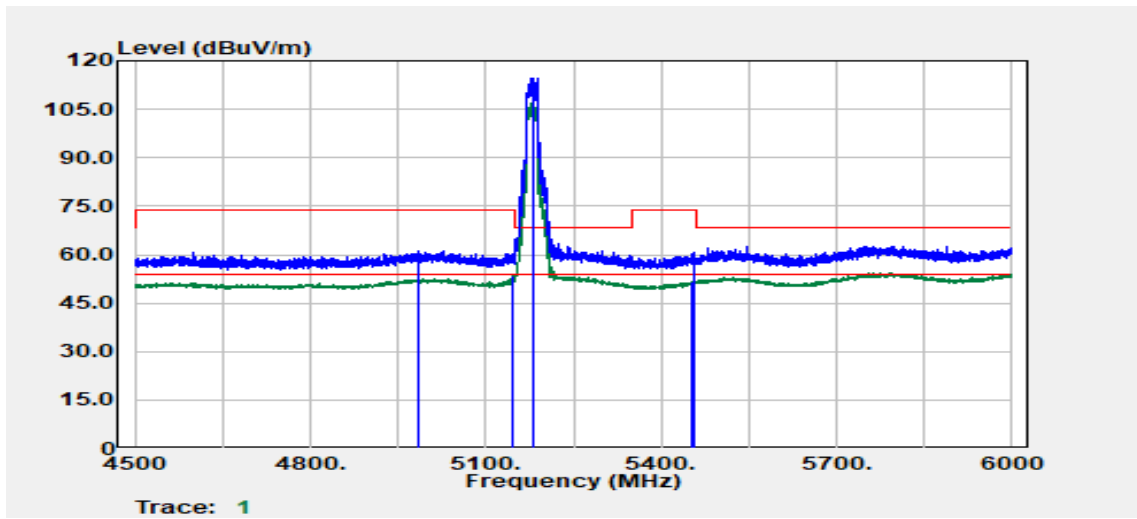
Freq. (MHz)	Detector Mode (PK/QP/AV)	Spectrum Reading Level (dBμV)	Factor (dB)	Actual FS (dBμV/m)	Limit @3m (dBμV/m)	Margin (dB)
5011.20	Peak	49.84	11.69	61.52	74.00	-12.48
5137.50	Average	41.00	12.13	53.14	54.00	-0.86
5210.00	Peak	91.37	12.06	103.42	--	--
5210.00	Average	84.64	12.06	96.70	--	--
5447.10	Peak	47.82	12.37	60.19	74.00	-13.81
5460.00	Average	39.26	12.41	51.67	54.00	-2.33

Test Mode	IEEE 802.11ax HE20 / 5180 MHz	Temp/Hum	22.8(°C)/ 61%RH
Test Item	Band Edge	Test Date	March 29, 2023
Polarize	Vertical	Test Engineer	Ray Li
Detector	Peak & Average		



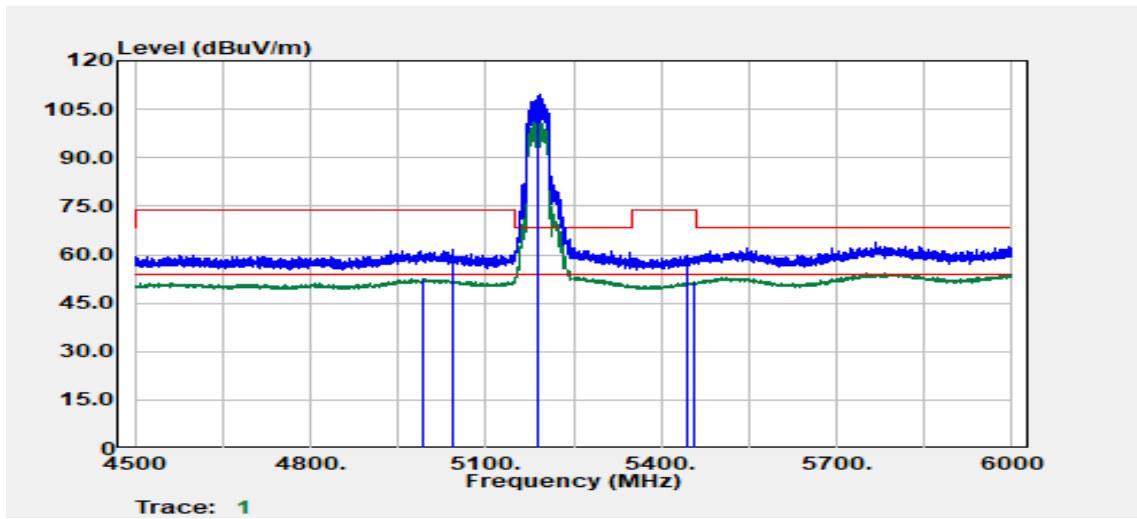
Freq. (MHz)	Detector Mode (PK/QP/AV)	Spectrum Reading Level (dBμV)	Factor (dB)	Actual FS (dBμV/m)	Limit @3m (dBμV/m)	Margin (dB)
4982.40	Average	40.90	11.45	52.35	54.00	-1.65
5005.80	Peak	49.39	11.65	61.04	74.00	-12.96
5180.00	Peak	101.30	12.10	113.40	--	--
5180.00	Average	93.23	12.10	105.33	--	--
5439.60	Peak	47.28	12.36	59.64	74.00	-14.36
5445.60	Average	39.28	12.37	51.65	54.00	-2.35

Test Mode	IEEE 802.11ax HE20 / 5180 MHz	Temp/Hum	22.8(°C)/ 61%RH
Test Item	Band Edge	Test Date	March 29, 2023
Polarize	Horizontal	Test Engineer	Ray Li
Detector	Peak & Average		



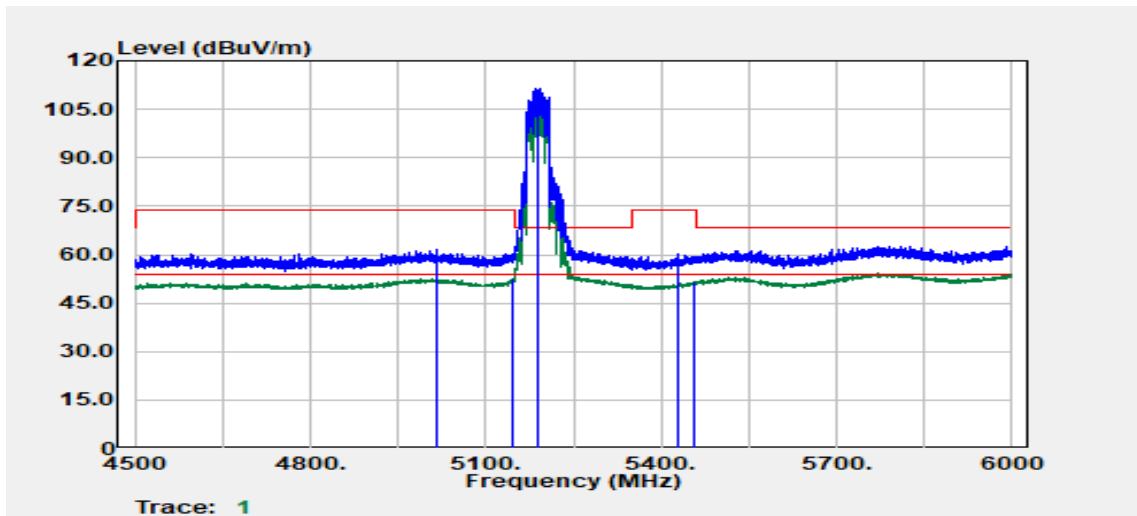
Freq. (MHz)	Detector Mode (PK/QP/AV)	Spectrum Reading Level (dBμV)	Factor (dB)	Actual FS (dBμV/m)	Limit @3m (dBμV/m)	Margin (dB)
4983.60	Peak	49.50	11.46	60.96	74.00	-13.04
5147.40	Average	41.06	12.15	53.21	54.00	-0.79
5180.00	Peak	102.63	12.10	114.73	--	--
5180.00	Average	94.84	12.10	106.94	--	--
5453.10	Average	39.37	12.39	51.76	54.00	-2.24
5457.60	Peak	48.23	12.40	60.63	74.00	-13.37

Test Mode	IEEE 802.11ax HE40 / 5190 MHz	Temp/Hum	22.8(°C)/ 61%RH
Test Item	Band Edge	Test Date	March 29, 2023
Polarize	Vertical	Test Engineer	Ray Li
Detector	Peak & Average		



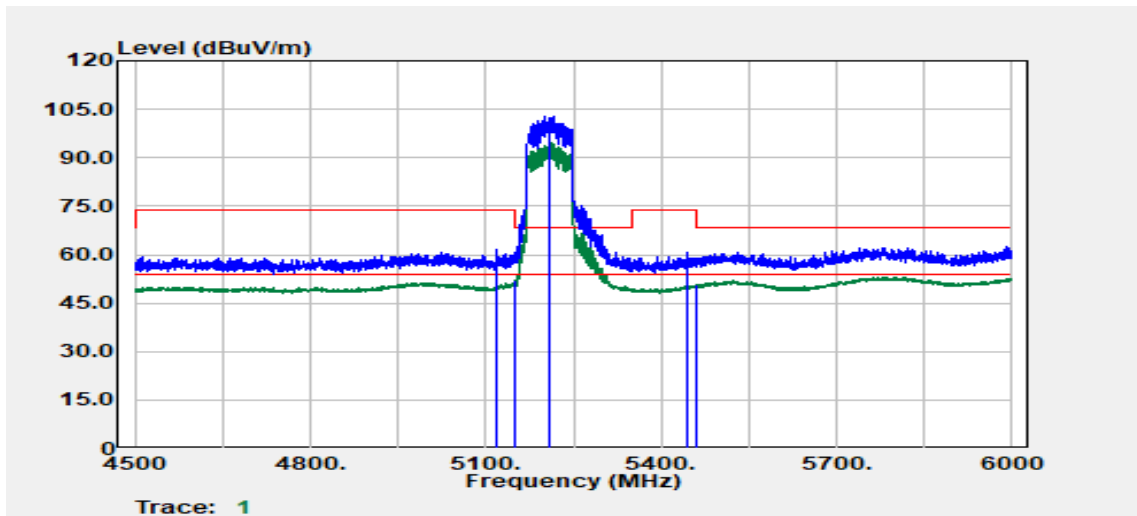
Freq. (MHz)	Detector Mode (PK/QP/AV)	Spectrum Reading Level (dBμV)	Factor (dB)	Actual FS (dBμV/m)	Limit @3m (dBμV/m)	Margin (dB)
4991.40	Average	40.98	11.53	52.51	54.00	-1.49
5042.10	Peak	49.85	11.90	61.74	74.00	-12.26
5190.00	Peak	97.42	12.08	109.50	--	--
5190.00	Average	89.68	12.08	101.76	--	--
5443.80	Peak	47.33	12.37	59.69	74.00	-14.31
5455.20	Average	39.31	12.39	51.70	54.00	-2.30

Test Mode	IEEE 802.11ax HE40 / 5190 MHz	Temp/Hum	22.8(°C)/ 61%RH
Test Item	Band Edge	Test Date	March 29, 2023
Polarize	Horizontal	Test Engineer	Ray Li
Detector	Peak & Average		



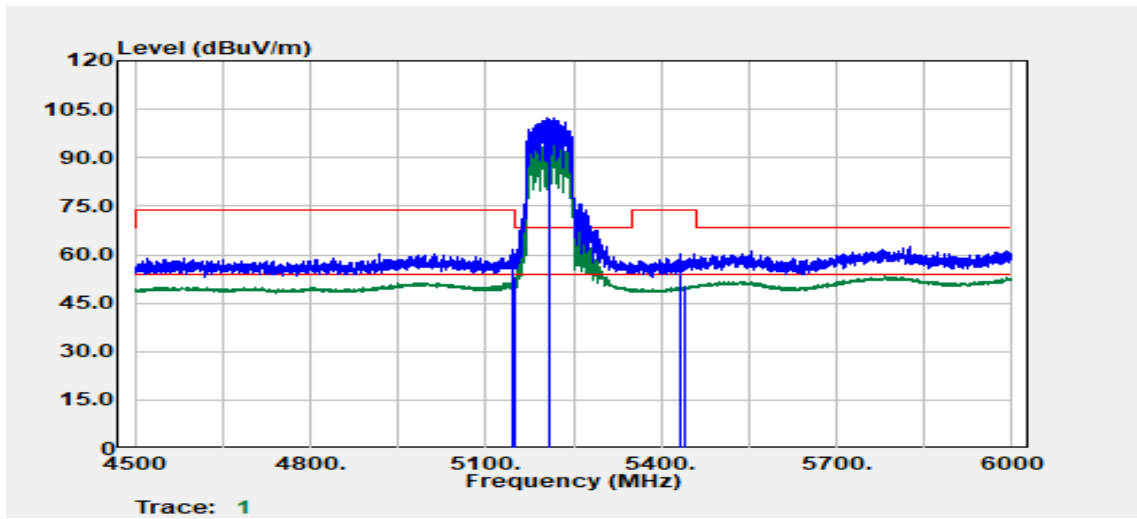
Freq. (MHz)	Detector Mode (PK/QP/AV)	Spectrum Reading Level (dB μ V)	Factor (dB)	Actual FS (dB μ V/m)	Limit @3m (dB μ V/m)	Margin (dB)
5015.40	Peak	49.94	11.71	61.65	74.00	-12.35
5147.70	Average	40.39	12.15	52.55	54.00	-1.45
5190.00	Peak	99.47	12.08	111.55	--	--
5190.00	Average	91.18	12.08	103.26	--	--
5427.90	Peak	47.81	12.35	60.16	74.00	-13.84
5455.80	Average	39.22	12.40	51.61	54.00	-2.39

Test Mode	IEEE 802.11ax HE80 / 5210 MHz	Temp/Hum	23.5(°C) / 60%RH
Test Item	Band Edge	Test Date	March 29, 2023
Polarize	Vertical	Test Engineer	Tony Chao
Detector	Peak & Average		



Freq. (MHz)	Detector Mode (PK/QP/AV)	Spectrum Reading Level (dBμV)	Factor (dB)	Actual FS (dBμV/m)	Limit @3m (dBμV/m)	Margin (dB)
5117.10	Peak	49.33	12.09	61.42	74.00	-12.58
5149.20	Average	39.89	12.16	52.05	54.00	-1.95
5210.00	Peak	90.79	12.06	102.84	--	--
5210.00	Average	82.65	12.06	94.71	--	--
5442.90	Peak	48.40	12.37	60.77	74.00	-13.23
5458.80	Average	38.12	12.41	50.52	54.00	-3.48

Test Mode	IEEE 802.11ax HE80 / 5210 MHz	Temp/Hum	23.5(°C) / 60%RH
Test Item	Band Edge	Test Date	March 29, 2023
Polarize	Horizontal	Test Engineer	Tony Chao
Detector	Peak & Average		

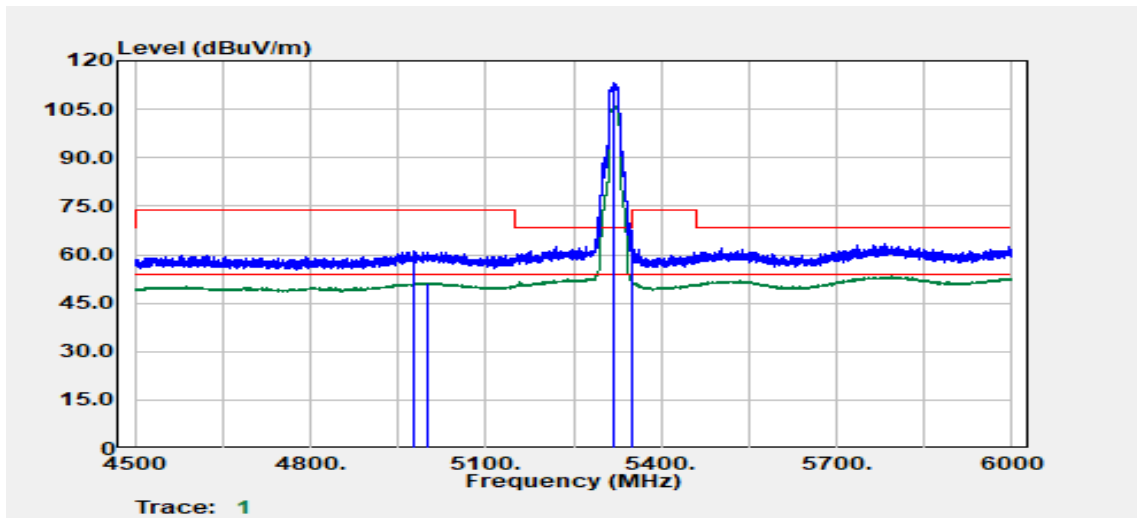


Freq. (MHz)	Detector Mode (PK/QP/AV)	Spectrum Reading Level (dBμV)	Factor (dB)	Actual FS (dBμV/m)	Limit @3m (dBμV/m)	Margin (dB)
5145.00	Peak	49.28	12.15	61.42	74.00	-12.58
5149.80	Average	40.79	12.16	52.95	54.00	-1.05
5210.00	Peak	90.16	12.06	102.22	--	--
5210.00	Average	83.00	12.06	95.06	--	--
5434.50	Peak	48.01	12.36	60.37	74.00	-13.63
5439.90	Average	38.08	12.36	50.44	54.00	-3.56

Test Data for UNII-2a

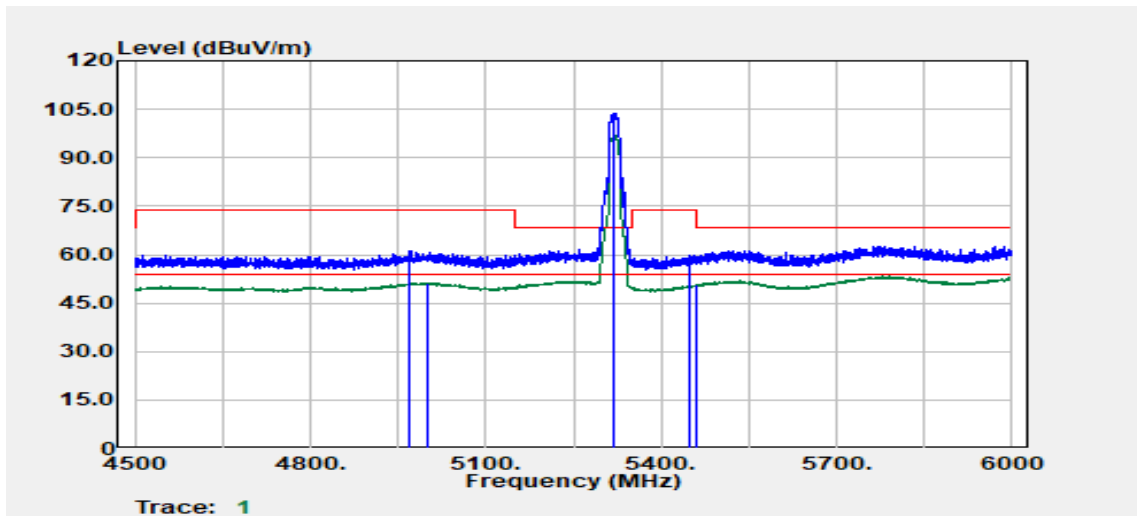
(1) Chain 0

Test Mode	IEEE 802.11a / 5320 MHz	Temp/Hum	21.8(°C)/ 53%RH
Test Item	Band Edge	Test Date	April 3, 2023
Polarize	Vertical	Test Engineer	Czerny Lin
Detector	Peak & Average		



Freq. (MHz)	Detector Mode (PK/QP/AV)	Spectrum Reading Level (dBμV)	Factor (dB)	Actual FS (dBμV/m)	Limit @3m (dBμV/m)	Margin (dB)
4975.50	Peak	49.86	11.39	61.24	74.00	-12.76
5000.40	Average	39.78	11.61	51.39	54.00	-2.61
5320.00	Peak	100.88	12.14	113.02	--	--
5320.00	Average	94.04	12.14	106.18	--	--
5350.50	Average	39.65	12.13	51.79	54.00	-2.21
5351.10	Peak	54.55	12.13	66.68	74.00	-7.32

Test Mode	IEEE 802.11a / 5320 MHz	Temp/Hum	21.8(°C)/ 53%RH
Test Item	Band Edge	Test Date	April 3, 2023
Polarize	Horizontal	Test Engineer	Czerny Lin
Detector	Peak & Average		

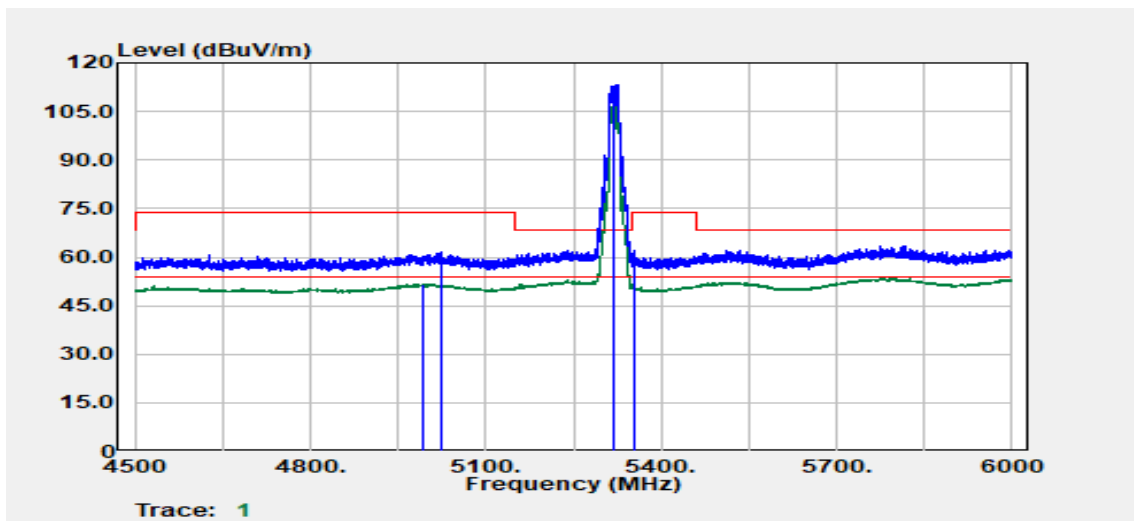


Freq. (MHz)	Detector Mode (PK/QP/AV)	Spectrum Reading Level (dBμV)	Factor (dB)	Actual FS (dBμV/m)	Limit @3m (dBμV/m)	Margin (dB)
4967.70	Peak	49.90	11.32	61.22	74.00	-12.78
4999.80	Average	39.71	11.61	51.31	54.00	-2.69
5320.00	Peak	91.65	12.14	103.79	--	--
5320.00	Average	84.91	12.14	97.05	--	--
5449.20	Peak	47.32	12.37	59.69	74.00	-14.31
5460.00	Average	38.09	12.41	50.50	54.00	-3.50

Test Data for UNII-2a

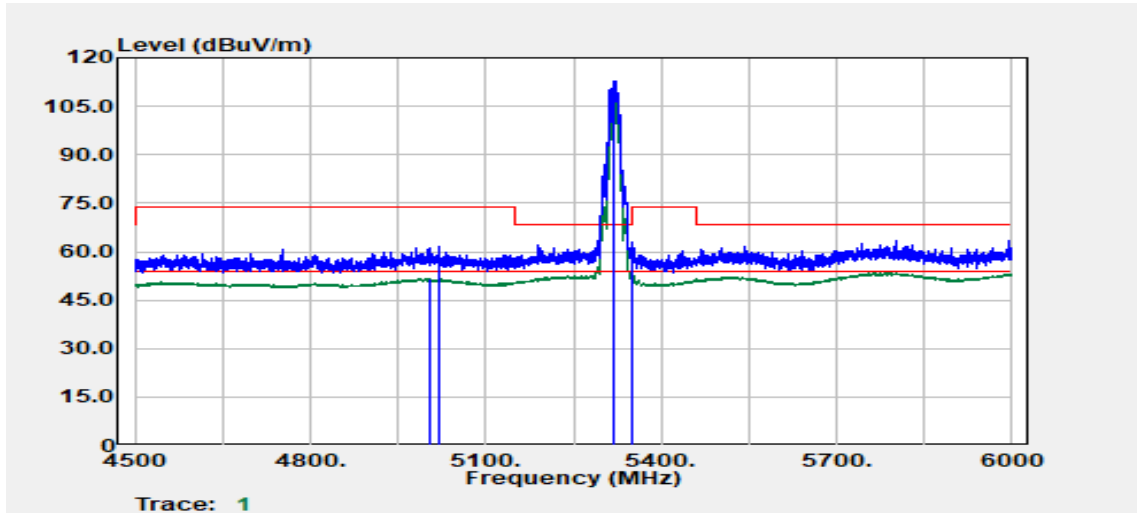
(2) Chain 1

Test Mode	IEEE 802.11a / 5320 MHz	Temp/Hum	22.0(°C) / 58%RH
Test Item	Band Edge	Test Date	April 6, 2023
Polarize	Vertical	Test Engineer	Czerny Lin
Detector	Peak & Average		



Freq. (MHz)	Detector Mode (PK/QP/AV)	Spectrum Reading Level (dBμV)	Factor (dB)	Actual FS (dBμV/m)	Limit @3m (dBμV/m)	Margin (dB)
4993.80	Average	40.09	11.55	51.64	54.00	-2.36
5025.00	Peak	49.63	11.78	61.41	74.00	-12.59
5320.00	Peak	101.02	12.14	113.17	--	--
5320.00	Average	94.67	12.14	106.81	--	--
5353.80	Average	39.40	12.14	51.54	54.00	-2.46
5354.70	Peak	49.78	12.15	61.93	74.00	-12.07

Test Mode	IEEE 802.11a / 5320 MHz	Temp/Hum	22.0(°C)/ 58%RH
Test Item	Band Edge	Test Date	April 6, 2023
Polarize	Horizontal	Test Engineer	Czerny Lin
Detector	Peak & Average		

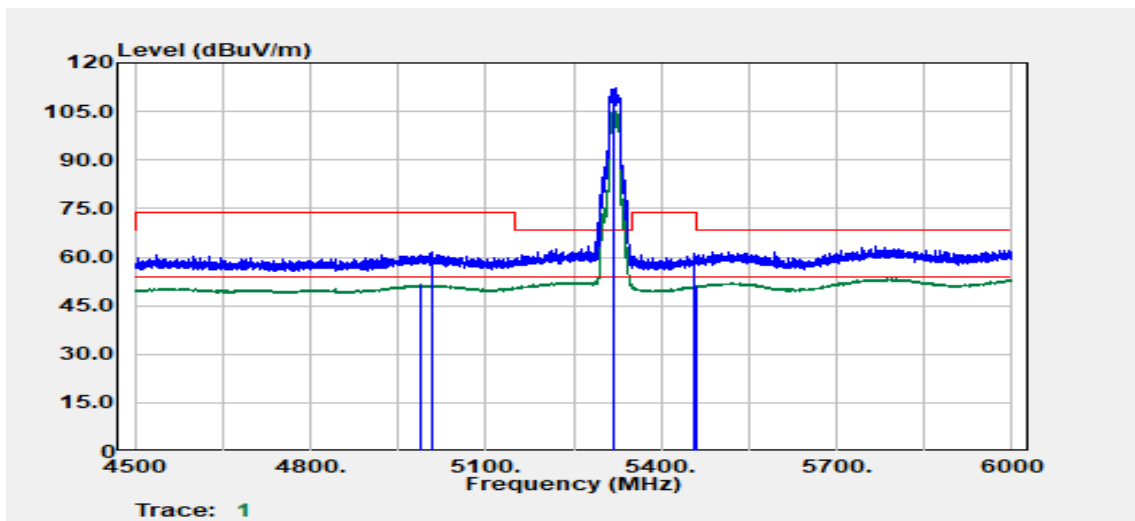


Freq. (MHz)	Detector Mode (PK/QP/AV)	Spectrum Reading Level (dBμV)	Factor (dB)	Actual FS (dBμV/m)	Limit @3m (dBμV/m)	Margin (dB)
5005.20	Average	39.94	11.65	51.58	54.00	-2.42
5021.40	Peak	50.33	11.76	62.09	74.00	-11.91
5320.00	Peak	100.88	12.14	113.02	--	--
5320.00	Average	94.64	12.14	106.78	--	--
5351.10	Average	41.08	12.13	53.21	54.00	-0.79
5351.70	Peak	51.19	12.14	63.33	74.00	-10.67

Test Data for UNII-2a

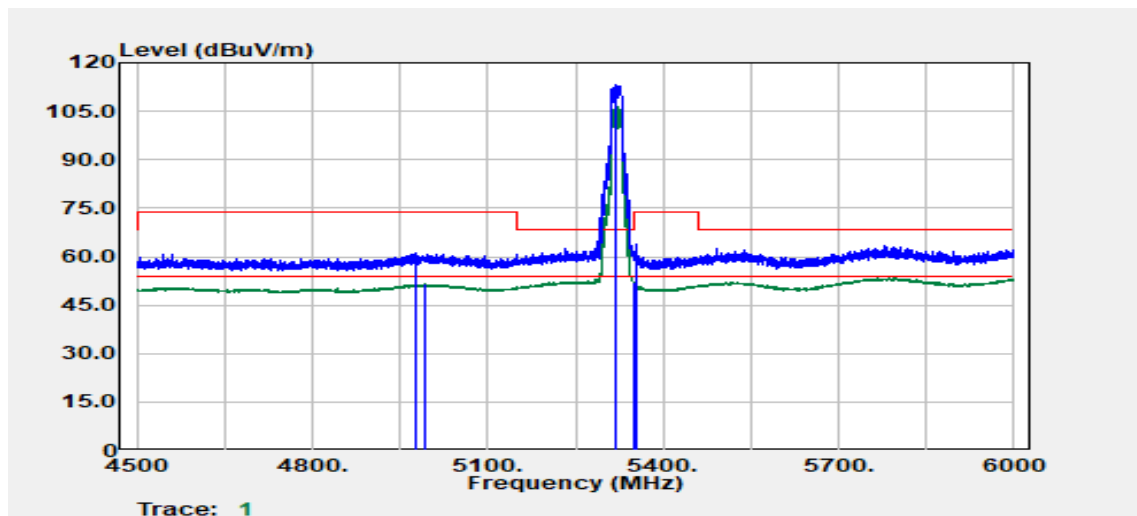
(3) MIMO

Test Mode	IEEE 802.11n HT20 / 5320 MHz	Temp/Hum	22.0(°C) / 58%RH
Test Item	Band Edge	Test Date	April 6, 2023
Polarize	Vertical	Test Engineer	Czerny Li
Detector	Peak & Average		



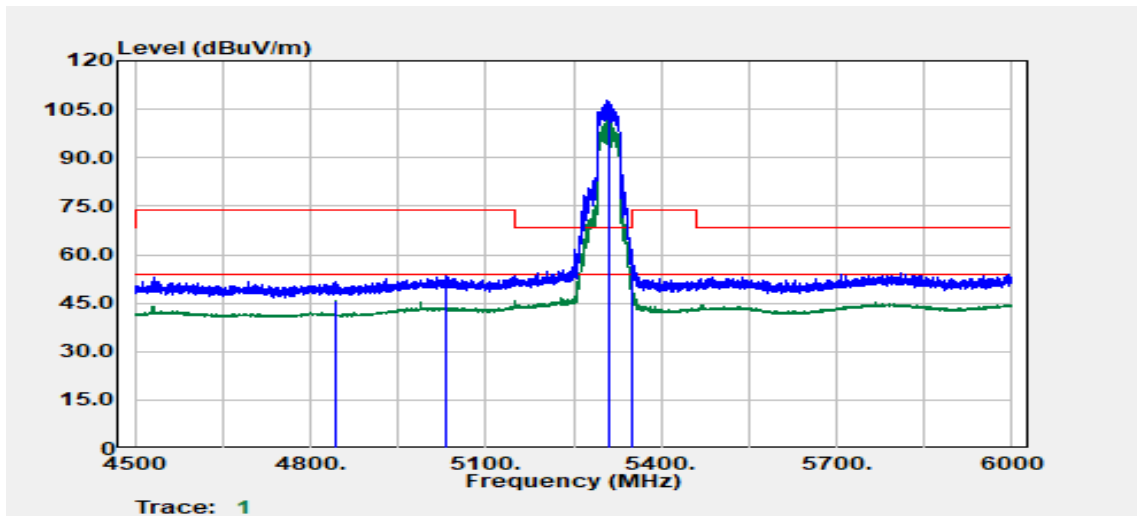
Freq. (MHz)	Detector Mode (PK/QP/AV)	Spectrum Reading Level (dBμV)	Factor (dB)	Actual FS (dBμV/m)	Limit @3m (dBμV/m)	Margin (dB)
4990.20	Average	39.97	11.52	51.50	54.00	-2.50
5006.40	Peak	49.79	11.65	61.45	74.00	-12.55
5320.00	Peak	100.32	12.14	112.46	--	--
5320.00	Average	93.52	12.14	105.66	--	--
5455.80	Peak	48.64	12.40	61.03	74.00	-12.97
5460.00	Average	38.57	12.41	50.98	54.00	-3.02

Test Mode	IEEE 802.11n HT20 / 5320 MHz	Temp/Hum	22.0(°C) / 58%RH
Test Item	Band Edge	Test Date	April 6, 2023
Polarize	Horizontal	Test Engineer	Czerny Li
Detector	Peak & Average		



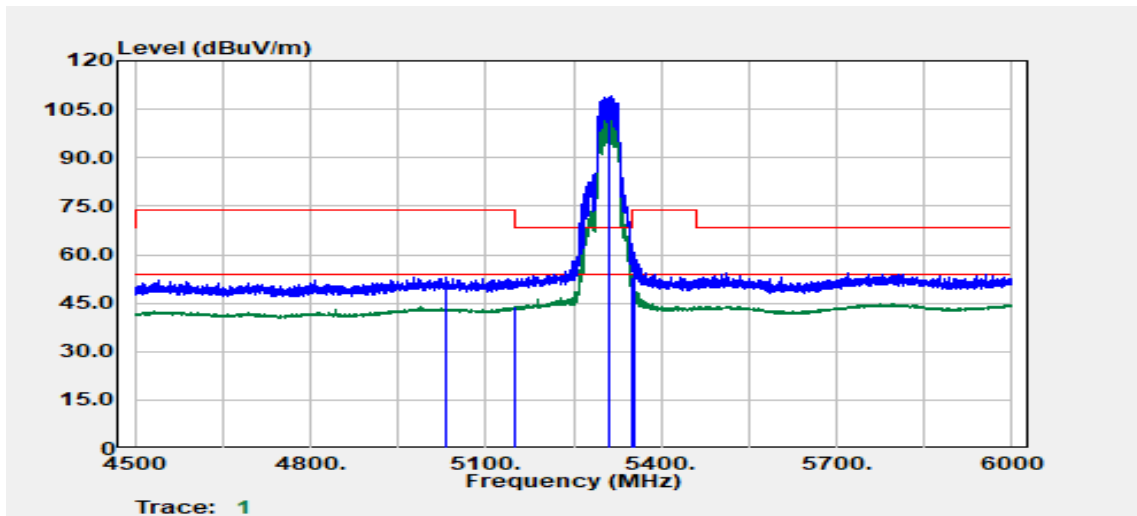
Freq. (MHz)	Detector Mode (PK/QP/AV)	Spectrum Reading Level (dBμV)	Factor (dB)	Actual FS (dBμV/m)	Limit @3m (dBμV/m)	Margin (dB)
4976.10	Peak	49.82	11.39	61.22	74.00	-12.78
4993.80	Average	39.96	11.55	51.52	54.00	-2.48
5320.00	Peak	101.05	12.14	113.19	--	--
5320.00	Average	94.36	12.14	106.50	--	--
5351.40	Average	40.08	12.14	52.22	54.00	-1.78
5352.60	Peak	51.65	12.14	63.79	74.00	-10.21

Test Mode	IEEE 802.11n HT40 / 5310 MHz	Temp/Hum	22.0(°C)/ 58%RH
Test Item	Band Edge	Test Date	April 6, 2023
Polarize	Vertical	Test Engineer	Ray Li
Detector	Peak & Average		



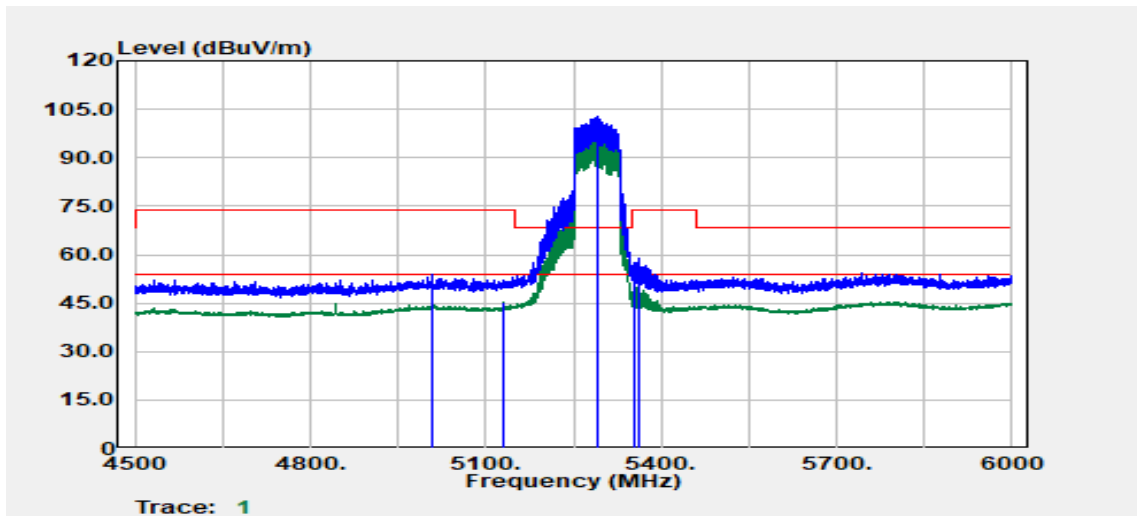
Freq. (MHz)	Detector Mode (PK/QP/AV)	Spectrum Reading Level (dBμV)	Factor (dB)	Actual FS (dBμV/m)	Limit @3m (dBμV/m)	Margin (dB)
4843.80	Average	35.40	10.35	45.75	54.00	-8.25
5030.40	Peak	41.62	11.82	53.43	74.00	-20.57
5310.00	Peak	95.41	12.15	107.55	--	--
5310.00	Average	89.62	12.15	101.76	--	--
5350.20	Average	36.63	12.13	48.76	54.00	-5.24
5350.50	Peak	45.07	12.13	57.20	74.00	-16.80

Test Mode	IEEE 802.11n HT40 / 5310 MHz	Temp/Hum	22.0(°C)/ 58%RH
Test Item	Band Edge	Test Date	April 6, 2023
Polarize	Horizontal	Test Engineer	Ray Li
Detector	Peak & Average		



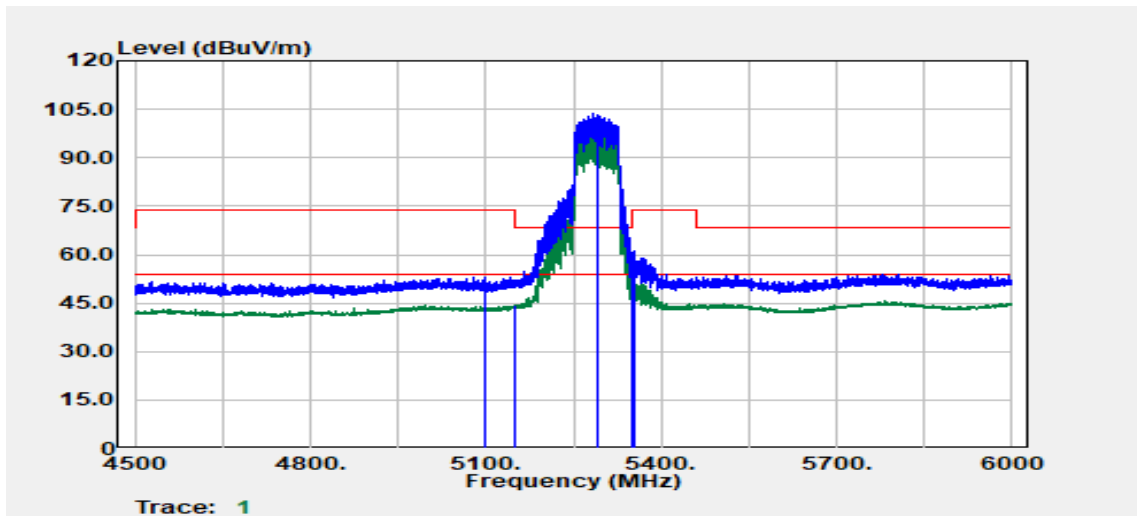
Freq. (MHz)	Detector Mode (PK/QP/AV)	Spectrum Reading Level (dBμV)	Factor (dB)	Actual FS (dBμV/m)	Limit @3m (dBμV/m)	Margin (dB)
5030.70	Peak	41.08	11.82	52.90	74.00	-21.10
5149.80	Average	31.69	12.16	43.85	54.00	-10.15
5310.00	Peak	96.88	12.15	109.03	--	--
5310.00	Average	90.10	12.15	102.25	--	--
5350.20	Average	40.94	12.13	53.07	54.00	-0.93
5353.80	Peak	48.65	12.14	60.80	74.00	-13.20

Test Mode	IEEE 802.11ac VHT80 / 5290 MHz	Temp/Hum	22.0(°C)/ 58%RH
Test Item	Band Edge	Test Date	April 6, 2023
Polarize	Vertical	Test Engineer	Ray Li
Detector	Peak & Average		



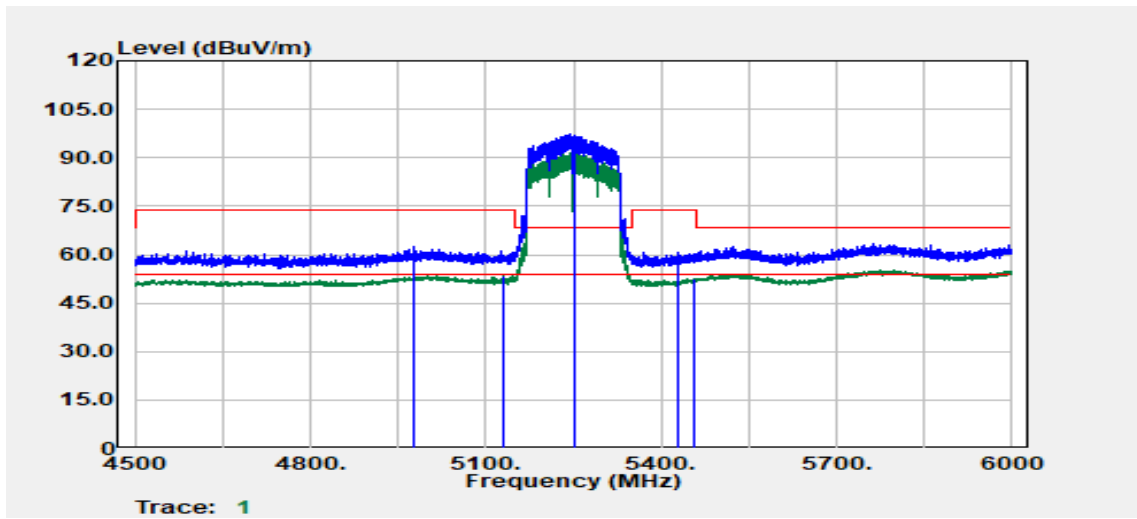
Freq. (MHz)	Detector Mode (PK/QP/AV)	Spectrum Reading Level (dBμV)	Factor (dB)	Actual FS (dBμV/m)	Limit @3m (dBμV/m)	Margin (dB)
5008.50	Peak	42.01	11.67	53.68	74.00	-20.32
5130.00	Average	32.97	12.12	45.09	54.00	-8.91
5290.00	Peak	90.66	12.13	102.79	--	--
5290.00	Average	84.32	12.13	96.45	--	--
5353.50	Average	38.49	12.14	50.63	54.00	-3.37
5362.20	Peak	46.49	12.18	58.66	74.00	-15.34

Test Mode	IEEE 802.11ac VHT80 / 5290 MHz	Temp/Hum	22.0(°C) / 58%RH
Test Item	Band Edge	Test Date	April 6, 2023
Polarize	Horizontal	Test Engineer	Ray Li
Detector	Peak & Average		



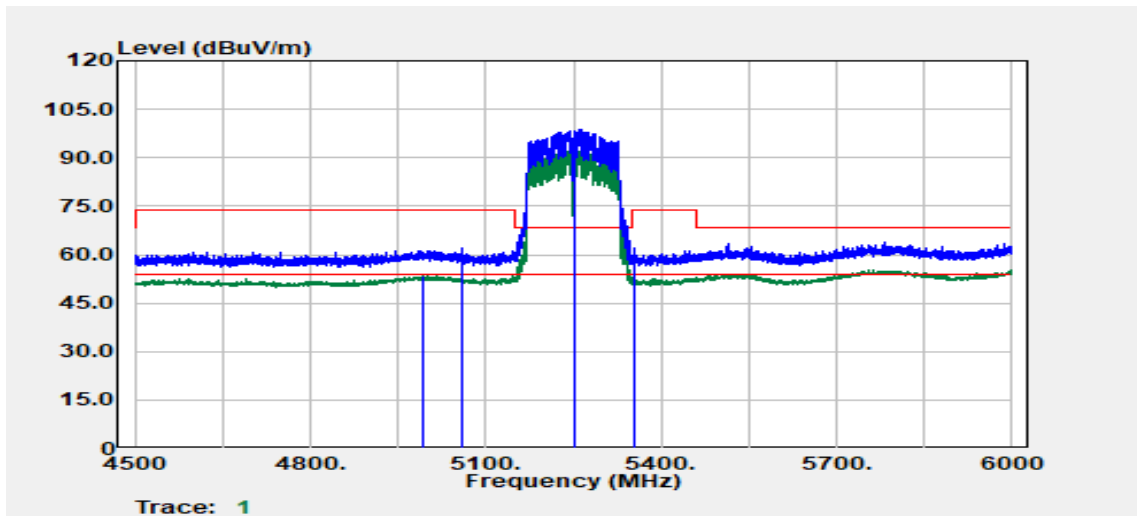
Freq. (MHz)	Detector Mode (PK/QP/AV)	Spectrum Reading Level (dBμV)	Factor (dB)	Actual FS (dBμV/m)	Limit @3m (dBμV/m)	Margin (dB)
5097.90	Peak	40.97	12.05	53.01	74.00	-20.99
5149.20	Average	32.06	12.16	44.22	54.00	-9.78
5290.00	Peak	91.49	12.13	103.62	--	--
5290.00	Average	84.87	12.13	97.00	--	--
5350.20	Average	41.51	12.13	53.64	54.00	-0.36
5354.70	Peak	49.17	12.15	61.31	74.00	-12.69

Test Mode	IEEE 802.11ac VHT160 / 5250 MHz	Temp/Hum	24.1(°C)/ 58%RH
Test Item	Band Edge	Test Date	March 31, 2023
Polarize	Vertical	Test Engineer	Ray Li
Detector	Peak & Average		



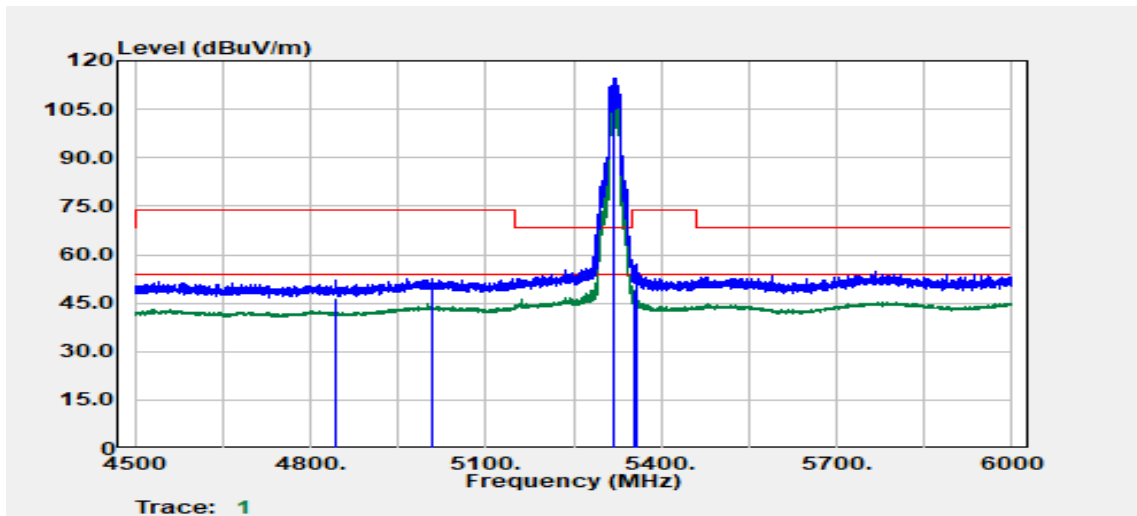
Freq. (MHz)	Detector Mode (PK/QP/AV)	Spectrum Reading Level (dBμV)	Factor (dB)	Actual FS (dBμV/m)	Limit @3m (dBμV/m)	Margin (dB)
4975.50	Peak	50.89	11.39	62.28	74.00	-11.72
5131.80	Average	41.36	12.12	53.48	54.00	-0.52
5250.00	Peak	85.34	12.04	97.38	--	--
5250.00	Average	79.64	12.04	91.68	--	--
5428.50	Peak	48.54	12.35	60.89	74.00	-13.11
5456.70	Average	40.08	12.40	52.47	54.00	-1.53

Test Mode	IEEE 802.11ac VHT160 / 5250 MHz	Temp/Hum	24.1(°C)/ 58%RH
Test Item	Band Edge	Test Date	March 31, 2023
Polarize	Horizontal	Test Engineer	Ray Li
Detector	Peak & Average		



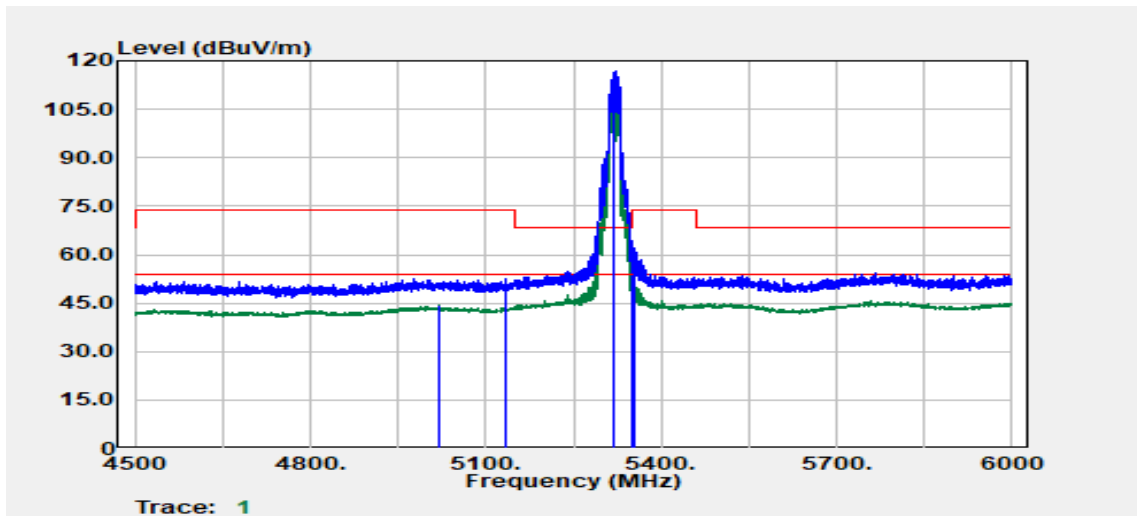
Freq. (MHz)	Detector Mode (PK/QP/AV)	Spectrum Reading Level (dBμV)	Factor (dB)	Actual FS (dBμV/m)	Limit @3m (dBμV/m)	Margin (dB)
4993.20	Average	42.03	11.55	53.58	54.00	-0.42
5060.10	Peak	49.89	11.97	61.86	74.00	-12.14
5250.00	Peak	86.80	12.04	98.84	--	--
5250.00	Average	80.22	12.04	92.26	--	--
5355.00	Peak	49.67	12.15	61.82	74.00	-12.18
5355.00	Average	40.79	12.15	52.94	54.00	-1.06

Test Mode	IEEE 802.11ax HE20 / 5320 MHz	Temp/Hum	22.0(°C) / 58%RH
Test Item	Band Edge	Test Date	April 6, 2023
Polarize	Vertical	Test Engineer	Ray Li
Detector	Peak & Average		



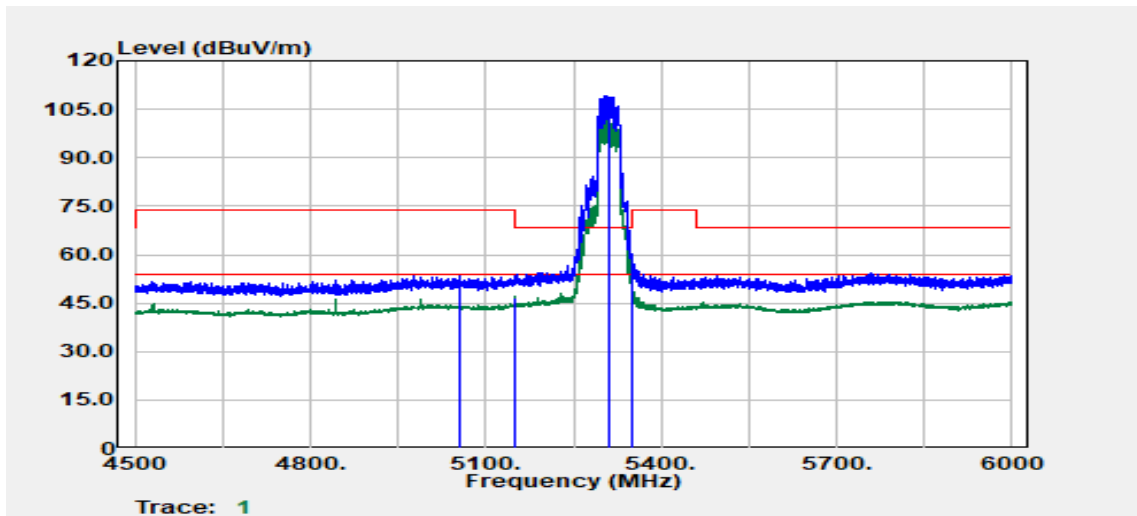
Freq. (MHz)	Detector Mode (PK/QP/AV)	Spectrum Reading Level (dBμV)	Factor (dB)	Actual FS (dBμV/m)	Limit @3m (dBμV/m)	Margin (dB)
4843.50	Average	35.75	10.35	46.10	54.00	-7.90
5008.50	Peak	40.95	11.67	52.61	74.00	-21.39
5320.00	Peak	102.52	12.14	114.66	--	--
5320.00	Average	94.08	12.14	106.22	--	--
5352.90	Average	36.93	12.14	49.07	54.00	-4.93
5358.00	Peak	44.94	12.16	57.10	74.00	-16.90

Test Mode	IEEE 802.11ax HE20 / 5320 MHz	Temp/Hum	22.0(°C)/ 58%RH
Test Item	Band Edge	Test Date	April 6, 2023
Polarize	Horizontal	Test Engineer	Ray Li
Detector	Peak & Average		



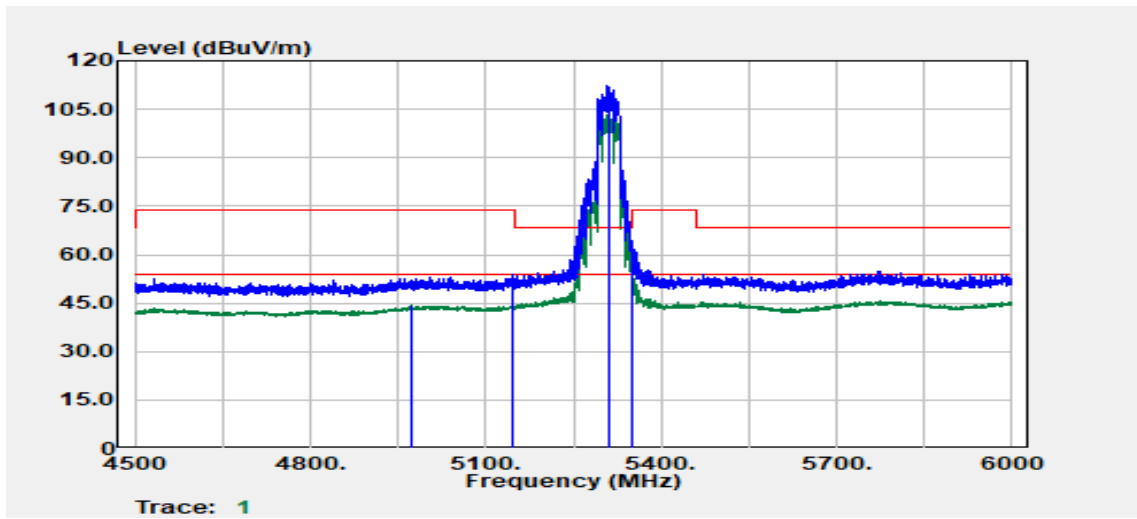
Freq. (MHz)	Detector Mode (PK/QP/AV)	Spectrum Reading Level (dBμV)	Factor (dB)	Actual FS (dBμV/m)	Limit @3m (dBμV/m)	Margin (dB)
5018.40	Average	32.47	11.74	44.20	54.00	-9.80
5134.20	Peak	40.56	12.13	52.69	74.00	-21.31
5320.00	Peak	104.54	12.14	116.69	--	--
5320.00	Average	95.09	12.14	107.23	--	--
5350.50	Average	41.53	12.13	53.66	54.00	-0.34
5354.40	Peak	49.90	12.15	62.05	74.00	-11.95

Test Mode	IEEE 802.11ax HE40 / 5310 MHz	Temp/Hum	22.0(°C) / 58%RH
Test Item	Band Edge	Test Date	April 6, 2023
Polarize	Vertical	Test Engineer	Ray Li
Detector	Peak & Average		



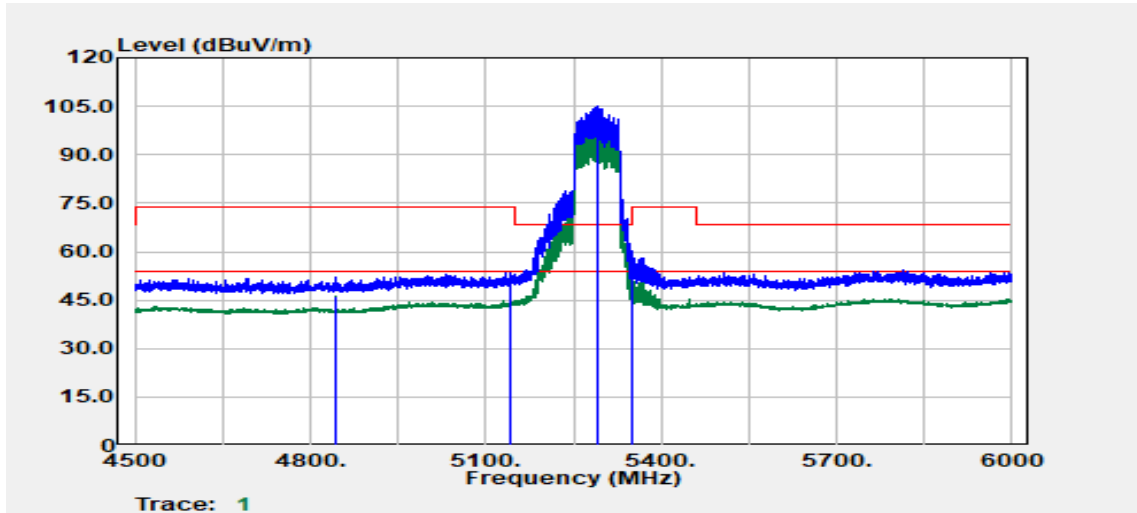
Freq. (MHz)	Detector Mode (PK/QP/AV)	Spectrum Reading Level (dBμV)	Factor (dB)	Actual FS (dBμV/m)	Limit @3m (dBμV/m)	Margin (dB)
5056.20	Peak	41.65	11.96	53.62	74.00	-20.38
5149.80	Average	34.53	12.16	46.69	54.00	-7.31
5310.00	Peak	97.18	12.15	109.33	--	--
5310.00	Average	89.52	12.15	101.66	--	--
5350.20	Average	39.43	12.13	51.57	54.00	-2.43
5350.80	Peak	47.89	12.13	60.02	74.00	-13.98

Test Mode	IEEE 802.11ax HE40 / 5310 MHz	Temp/Hum	22.0(°C) / 58%RH
Test Item	Band Edge	Test Date	April 6, 2023
Polarize	Horizontal	Test Engineer	Ray Li
Detector	Peak & Average		



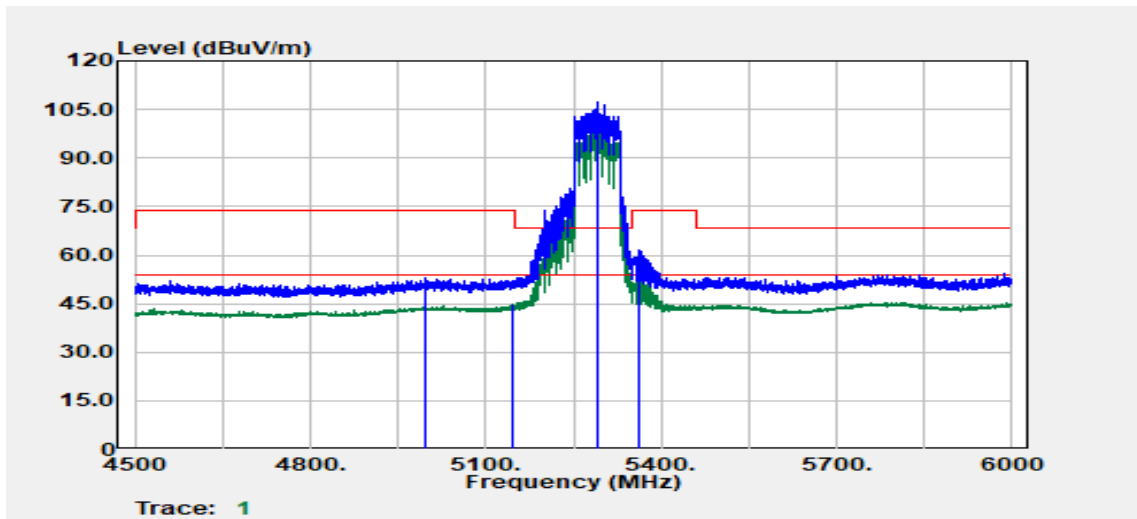
Freq. (MHz)	Detector Mode (PK/QP/AV)	Spectrum Reading Level (dBμV)	Factor (dB)	Actual FS (dBμV/m)	Limit @3m (dBμV/m)	Margin (dB)
4972.80	Average	33.02	11.36	44.39	54.00	-9.61
5147.70	Peak	41.91	12.15	54.07	74.00	-19.93
5310.00	Peak	100.05	12.15	112.20	--	--
5310.00	Average	91.30	12.15	103.45	--	--
5352.00	Peak	49.86	12.14	62.00	74.00	-12.00
5352.00	Average	40.53	12.14	52.67	54.00	-1.33

Test Mode	IEEE 802.11ax HE80 / 5290 MHz	Temp/Hum	22.0(°C) / 58%RH
Test Item	Band Edge	Test Date	April 7, 2023
Polarize	Vertical	Test Engineer	Ray Li
Detector	Peak & Average		



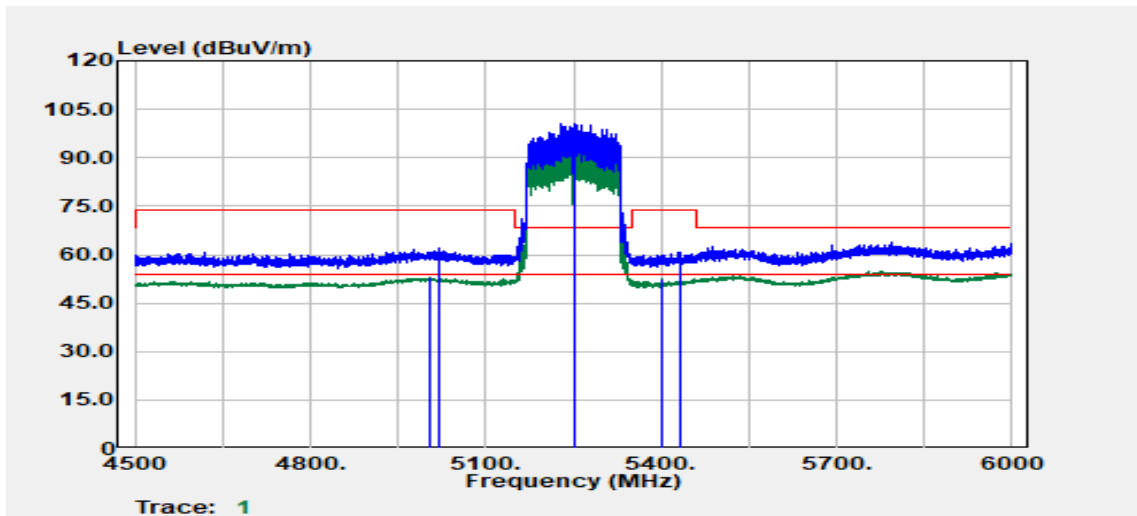
Freq. (MHz)	Detector Mode (PK/QP/AV)	Spectrum Reading Level (dBμV)	Factor (dB)	Actual FS (dBμV/m)	Limit @3m (dBμV/m)	Margin (dB)
4843.80	Average	35.62	10.35	45.97	54.00	-8.03
5141.10	Peak	41.13	12.14	53.27	74.00	-20.73
5290.00	Peak	93.09	12.13	105.21	--	--
5290.00	Average	84.45	12.13	96.58	--	--
5350.20	Peak	46.85	12.13	58.98	74.00	-15.02
5350.20	Average	40.84	12.13	52.97	54.00	-1.03

Test Mode	IEEE 802.11ax HE80 / 5290 MHz	Temp/Hum	22.0(°C)/ 58%RH
Test Item	Band Edge	Test Date	April 7, 2023
Polarize	Horizontal	Test Engineer	Ray Li
Detector	Peak & Average		



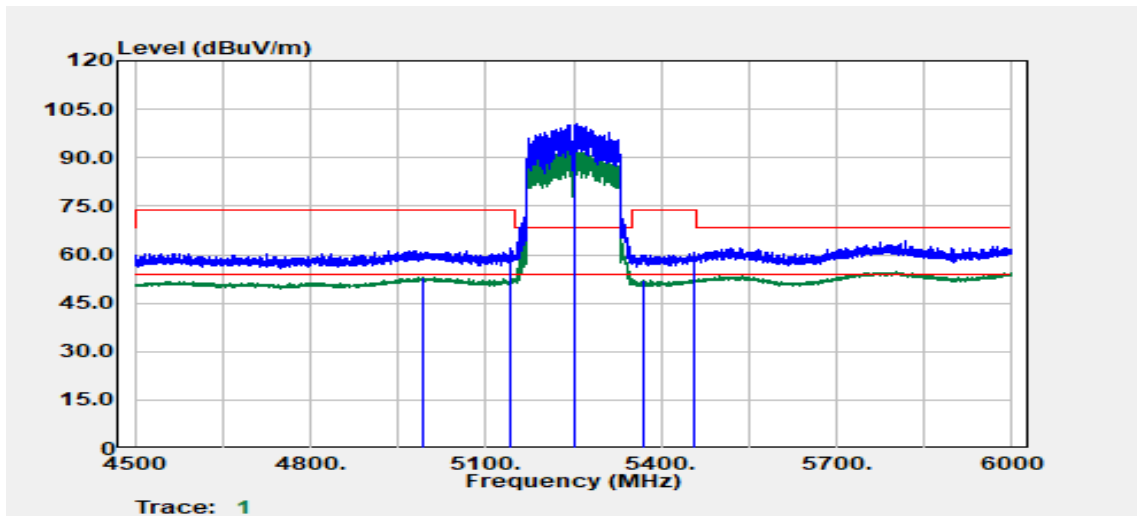
Freq. (MHz)	Detector Mode (PK/QP/AV)	Spectrum Reading Level (dBμV)	Factor (dB)	Actual FS (dBμV/m)	Limit @3m (dBμV/m)	Margin (dB)
4996.20	Peak	41.35	11.58	52.93	74.00	-21.07
5147.40	Average	32.52	12.15	44.68	54.00	-9.32
5290.00	Peak	95.23	12.13	107.36	--	--
5290.00	Average	85.65	12.13	97.78	--	--
5361.90	Average	40.82	12.18	53.00	54.00	-1.00
5362.50	Peak	49.47	12.18	61.65	74.00	-12.35

Test Mode	IEEE 802.11ax HE160 / 5250 MHz	Temp/Hum	24.1(°C)/ 58%RH
Test Item	Band Edge	Test Date	March 31, 2023
Polarize	Vertical	Test Engineer	Ray Li
Detector	Peak & Average		



Freq. (MHz)	Detector Mode (PK/QP/AV)	Spectrum Reading Level (dB μ V)	Factor (dB)	Actual FS (dB μ V/m)	Limit @3m (dB μ V/m)	Margin (dB)
5004.00	Average	41.27	11.64	52.91	54.00	-1.09
5020.80	Peak	50.21	11.75	61.96	74.00	-12.04
5250.00	Peak	88.70	12.04	100.74	--	--
5250.00	Average	79.73	12.04	91.77	--	--
5402.40	Average	40.22	12.32	52.54	54.00	-1.46
5431.80	Peak	48.21	12.35	60.56	74.00	-13.44

Test Mode	IEEE 802.11ax HE160 / 5250 MHz	Temp/Hum	24.1(°C)/ 58%RH
Test Item	Band Edge	Test Date	March 31, 2023
Polarize	Horizontal	Test Engineer	Ray Li
Detector	Peak & Average		

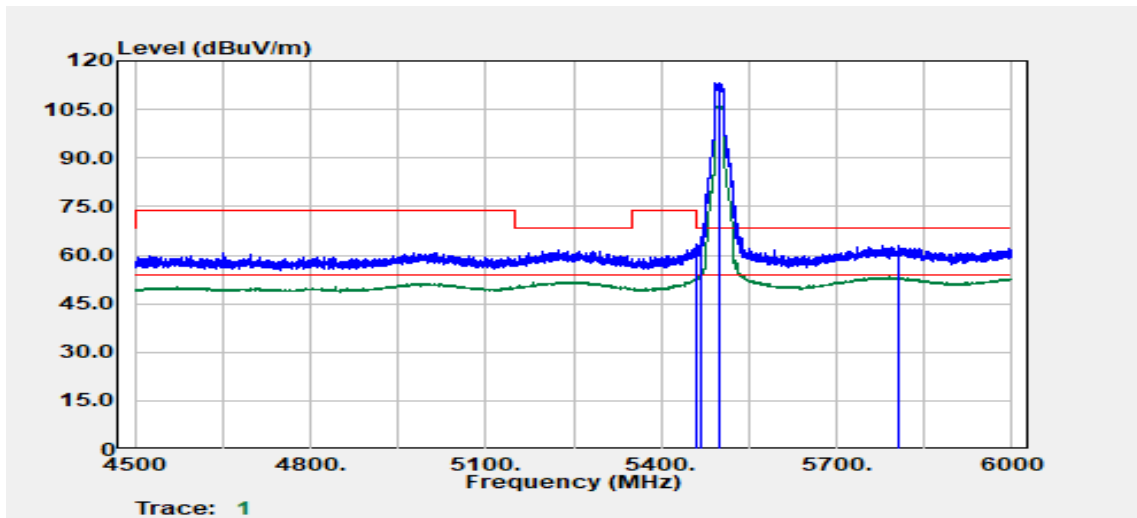


Freq. (MHz)	Detector Mode (PK/QP/AV)	Spectrum Reading Level (dBμV)	Factor (dB)	Actual FS (dBμV/m)	Limit @3m (dBμV/m)	Margin (dB)
4993.80	Average	41.39	11.55	52.94	54.00	-1.06
5142.30	Peak	49.92	12.14	62.07	74.00	-11.93
5250.00	Peak	88.49	12.04	100.53	--	--
5250.00	Average	80.25	12.04	92.29	--	--
5369.70	Average	39.98	12.20	52.18	54.00	-1.82
5457.60	Peak	48.19	12.40	60.59	74.00	-13.41

Test Data for UNII-2c

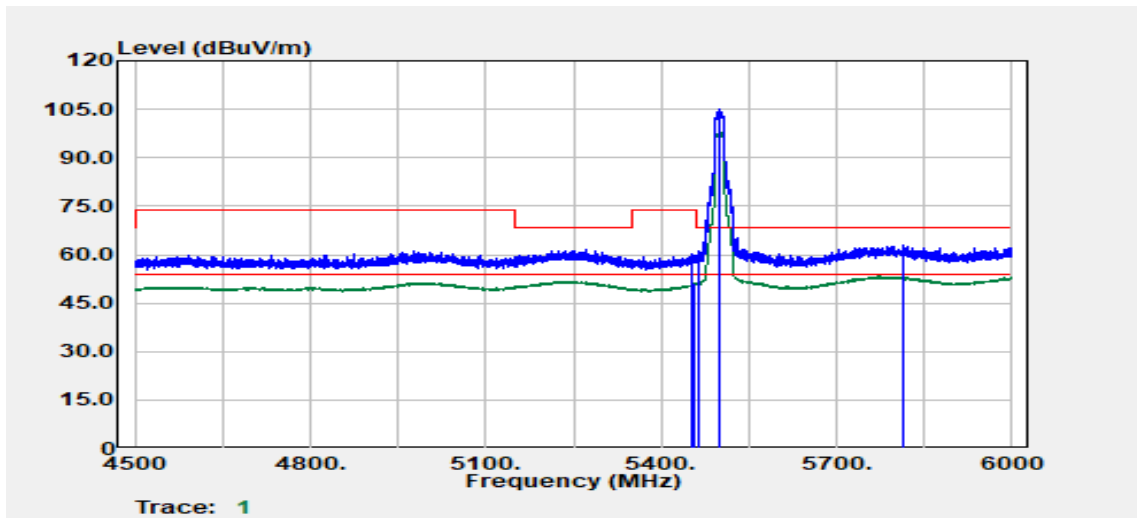
(1) Chain 0

Test Mode	IEEE 802.11a / 5500 MHz	Temp/Hum	21.8(°C)/ 53%RH
Test Item	Band Edge	Test Date	April 3, 2023
Polarize	Vertical	Test Engineer	Czerny Lin
Detector	Peak & Average		



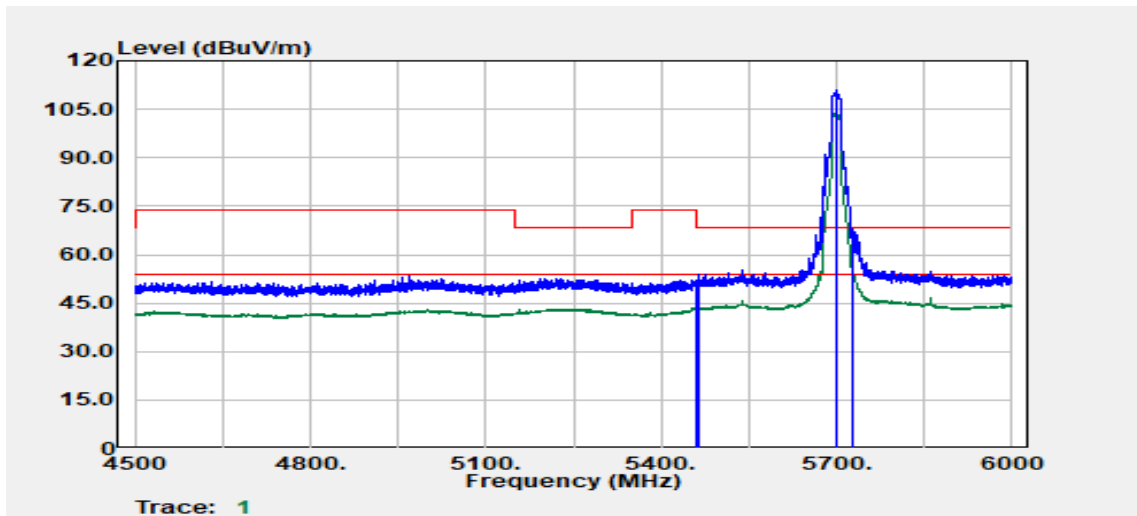
Freq. (MHz)	Detector Mode (PK/QP/AV)	Spectrum Reading Level (dBμV)	Factor (dB)	Actual FS (dBμV/m)	Limit @3m (dBμV/m)	Margin (dB)
5459.40	Peak	50.46	12.41	62.87	74.00	-11.13
5459.70	Average	40.11	12.41	52.52	54.00	-1.48
5469.60	Peak	53.12	12.44	65.57	68.20	-2.63
5500.00	Peak	100.59	12.55	113.14	--	--
5500.00	Average	94.03	12.55	106.58	--	--
5805.00	Peak	48.74	14.15	62.89	68.20	-5.31

Test Mode	IEEE 802.11a / 5500 MHz	Temp/Hum	21.8(°C)/ 53%RH
Test Item	Band Edge	Test Date	April 3, 2023
Polarize	Horizontal	Test Engineer	Czerny Lin
Detector	Peak & Average		



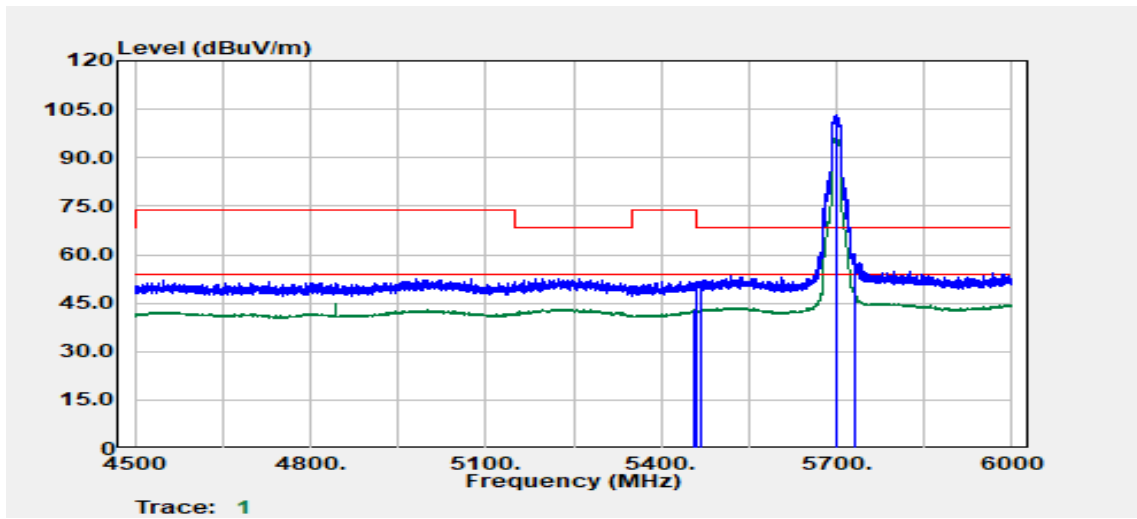
Freq. (MHz)	Detector Mode (PK/QP/AV)	Spectrum Reading Level (dBμV)	Factor (dB)	Actual FS (dBμV/m)	Limit @3m (dBμV/m)	Margin (dB)
5452.20	Peak	47.81	12.38	60.19	74.00	-13.81
5457.60	Average	38.62	12.40	51.02	54.00	-2.98
5464.50	Peak	48.57	12.43	60.99	68.20	-7.21
5500.00	Peak	92.71	12.55	105.26	--	--
5500.00	Average	85.43	12.55	97.98	--	--
5815.80	Peak	48.60	14.12	62.72	68.20	-5.48

Test Mode	IEEE 802.11a / 5700 MHz	Temp/Hum	22.0(°C)/ 58%RH
Test Item	Band Edge	Test Date	April 6, 2023
Polarize	Vertical	Test Engineer	Ray Li
Detector	Peak & Average		



Freq. (MHz)	Detector Mode (PK/QP/AV)	Spectrum Reading Level (dBμV)	Factor (dB)	Actual FS (dBμV/m)	Limit @3m (dBμV/m)	Margin (dB)
5458.50	Peak	39.81	12.40	52.22	74.00	-21.78
5460.00	Average	31.04	12.41	43.45	54.00	-10.55
5463.00	Peak	41.27	12.42	53.69	68.20	-14.51
5700.00	Peak	97.20	13.56	110.76	--	--
5700.00	Average	90.33	13.56	103.89	--	--
5725.50	Peak	54.08	13.69	67.77	68.20	-0.43

Test Mode	IEEE 802.11a / 5700 MHz	Temp/Hum	22.0(°C)/ 58%RH
Test Item	Band Edge	Test Date	April 6, 2023
Polarize	Horizontal	Test Engineer	Ray Li
Detector	Peak & Average		

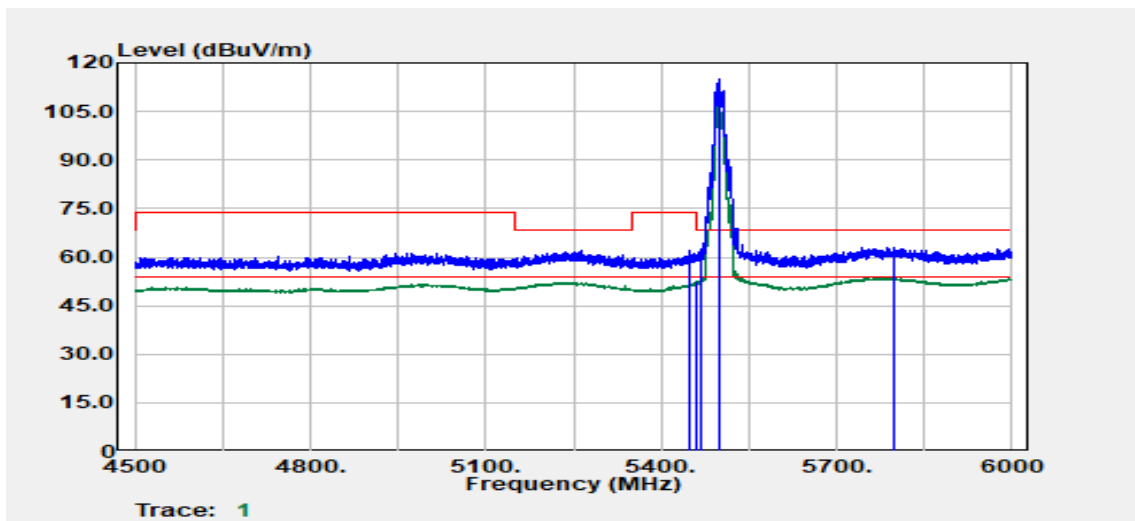


Freq. (MHz)	Detector Mode (PK/QP/AV)	Spectrum Reading Level (dBμV)	Factor (dB)	Actual FS (dBμV/m)	Limit @3m (dBμV/m)	Margin (dB)
5458.20	Average	30.39	12.40	42.80	54.00	-11.20
5459.70	Peak	39.38	12.41	51.79	74.00	-22.21
5468.40	Peak	39.27	12.44	51.71	68.20	-16.49
5700.00	Peak	89.51	13.56	103.07	--	--
5700.00	Average	82.75	13.56	96.31	--	--
5729.40	Peak	46.72	13.71	60.43	68.20	-7.77

Test Data for UNII-2c

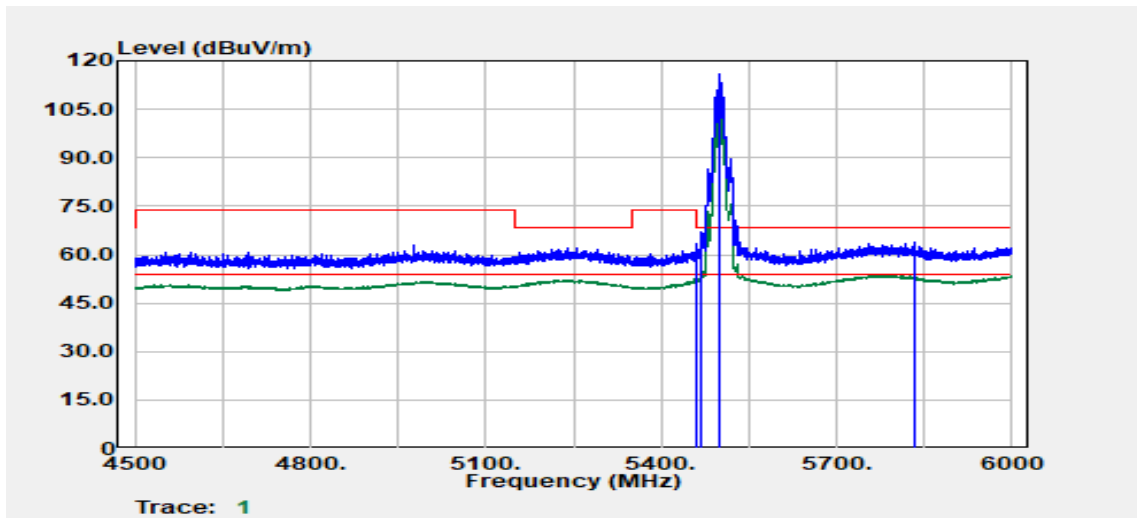
(2) Chain 1

Test Mode	IEEE 802.11a / 5500 MHz	Temp/Hum	22.0(°C)/ 58%RH
Test Item	Band Edge	Test Date	April 6, 2023
Polarize	Vertical	Test Engineer	Czerny.Lin
Detector	Peak & Average		



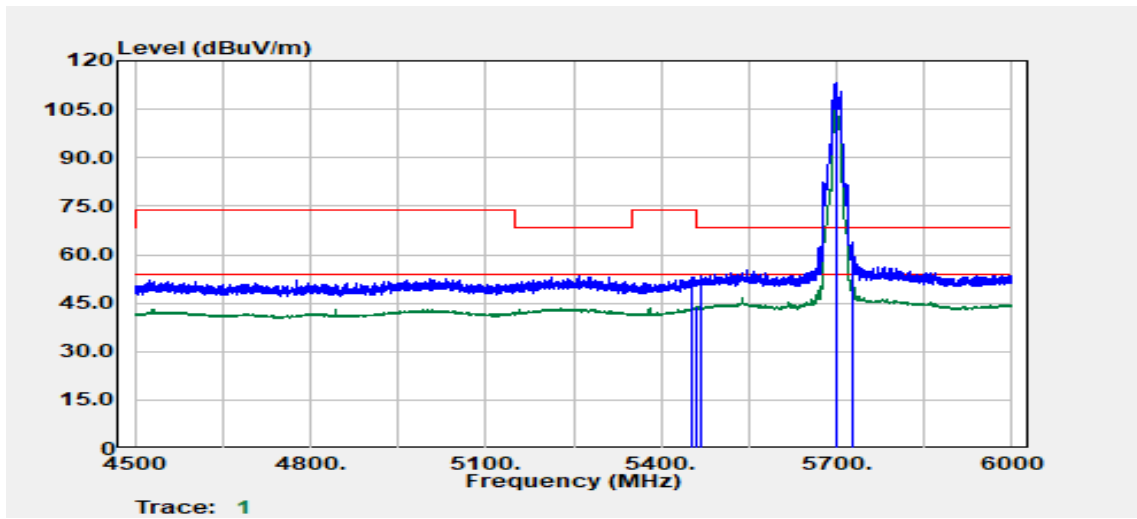
Freq. (MHz)	Detector Mode (PK/QP/AV)	Spectrum Reading Level (dBμV)	Factor (dB)	Actual FS (dBμV/m)	Limit @3m (dBμV/m)	Margin (dB)
5449.50	Peak	49.65	12.37	62.03	74.00	-11.97
5460.00	Average	39.92	12.41	52.33	54.00	-1.67
5467.80	Peak	50.14	12.44	62.58	68.20	-5.62
5500.00	Peak	102.43	12.55	114.98	--	--
5500.00	Average	96.38	12.55	108.93	--	--
5799.30	Peak	49.01	14.16	63.17	68.20	-5.03

Test Mode	IEEE 802.11a / 5500 MHz	Temp/Hum	22.0(°C)/ 58%RH
Test Item	Band Edge	Test Date	April 6, 2023
Polarize	Horizontal	Test Engineer	Czerny.Lin
Detector	Peak & Average		



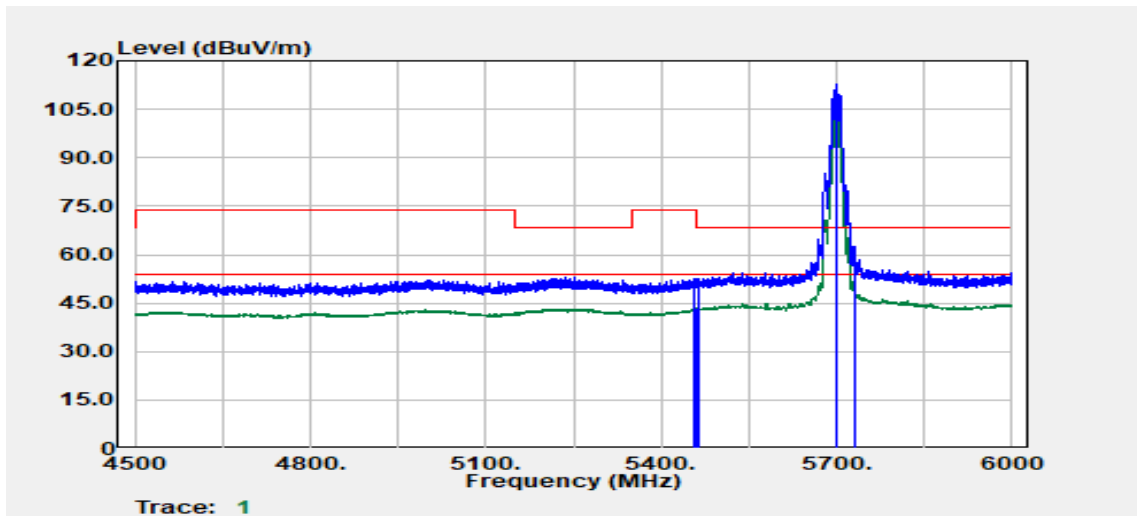
Freq. (MHz)	Detector Mode (PK/QP/AV)	Spectrum Reading Level (dBμV)	Factor (dB)	Actual FS (dBμV/m)	Limit @3m (dBμV/m)	Margin (dB)
5459.70	Peak	51.06	12.41	63.46	74.00	-10.54
5460.00	Average	40.32	12.41	52.73	54.00	-1.27
5469.90	Peak	54.81	12.44	67.25	68.20	-0.95
5500.00	Peak	103.44	12.55	115.99	--	--
5500.00	Average	96.39	12.55	108.94	--	--
5834.70	Peak	49.68	14.06	63.74	68.20	-4.46

Test Mode	IEEE 802.11a / 5700 MHz	Temp/Hum	22.0(°C)/ 58%RH
Test Item	Band Edge	Test Date	April 6, 2023
Polarize	Vertical	Test Engineer	Ray Li
Detector	Peak & Average		



Freq. (MHz)	Detector Mode (PK/QP/AV)	Spectrum Reading Level (dBμV)	Factor (dB)	Actual FS (dBμV/m)	Limit @3m (dBμV/m)	Margin (dB)
5454.30	Peak	40.80	12.39	53.19	74.00	-20.81
5460.00	Average	31.40	12.41	43.81	54.00	-10.19
5468.40	Peak	41.15	12.44	53.59	68.20	-14.61
5700.00	Peak	99.75	13.56	113.31	--	--
5700.00	Average	93.29	13.56	106.85	--	--
5727.00	Peak	50.07	13.70	63.77	68.20	-4.43

Test Mode	IEEE 802.11a / 5700 MHz	Temp/Hum	22.0(°C)/ 58%RH
Test Item	Band Edge	Test Date	April 6, 2023
Polarize	Horizontal	Test Engineer	Ray Li
Detector	Peak & Average		

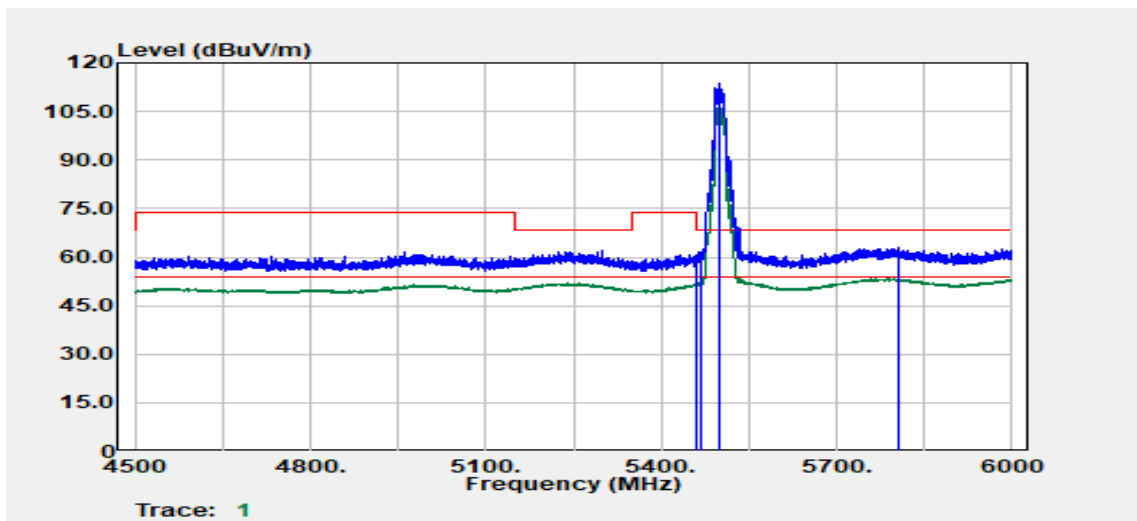


Freq. (MHz)	Detector Mode (PK/QP/AV)	Spectrum Reading Level (dBμV)	Factor (dB)	Actual FS (dBμV/m)	Limit @3m (dBμV/m)	Margin (dB)
5456.10	Peak	40.26	12.40	52.66	74.00	-21.34
5459.40	Average	31.08	12.41	43.48	54.00	-10.52
5465.70	Peak	40.09	12.43	52.52	68.20	-15.68
5700.00	Peak	99.06	13.56	112.62	--	--
5700.00	Average	92.57	13.56	106.13	--	--
5730.30	Peak	48.69	13.72	62.41	68.20	-5.79

Test Data for UNII-2c

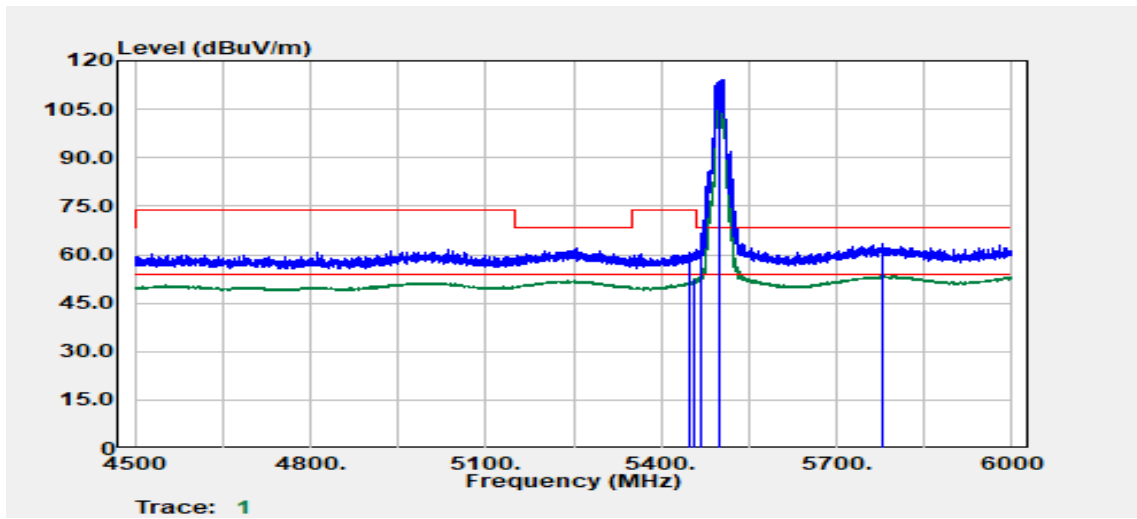
(3) MIMO

Test Mode	IEEE 802.11n HT20 / 5500 MHz	Temp/Hum	22.0(°C) / 58%RH
Test Item	Band Edge	Test Date	April 6, 2023
Polarize	Vertical	Test Engineer	Czerny Li
Detector	Peak & Average		



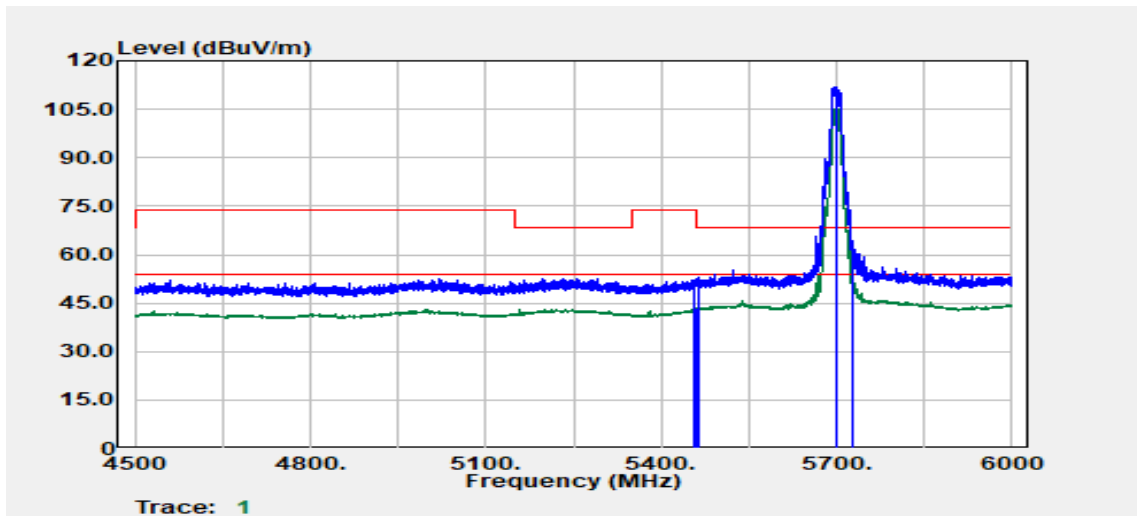
Freq. (MHz)	Detector Mode (PK/QP/AV)	Spectrum Reading Level (dBμV)	Factor (dB)	Actual FS (dBμV/m)	Limit @3m (dBμV/m)	Margin (dB)
5458.50	Peak	48.45	12.40	60.86	74.00	-13.14
5458.80	Average	39.46	12.41	51.86	54.00	-2.14
5469.00	Peak	49.00	12.44	61.44	68.20	-6.76
5500.00	Peak	101.01	12.55	113.56	--	--
5500.00	Average	94.40	12.55	106.95	--	--
5806.80	Peak	48.95	14.14	63.09	68.20	-5.11

Test Mode	IEEE 802.11n HT20 / 5500 MHz	Temp/Hum	22.0(°C)/ 58%RH
Test Item	Band Edge	Test Date	April 6, 2023
Polarize	Horizontal	Test Engineer	Czerny Li
Detector	Peak & Average		



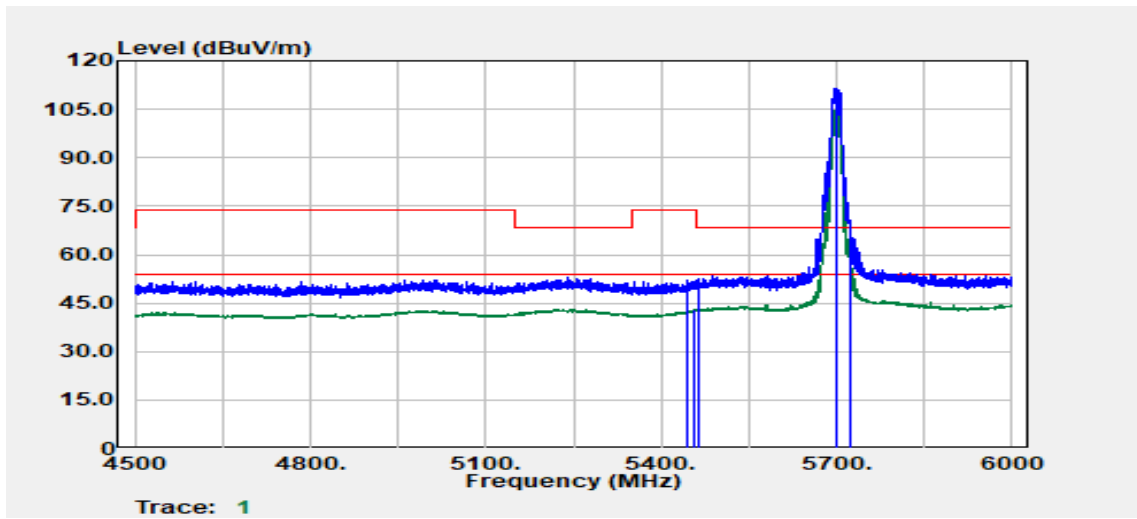
Freq. (MHz)	Detector Mode (PK/QP/AV)	Spectrum Reading Level (dBμV)	Factor (dB)	Actual FS (dBμV/m)	Limit @3m (dBμV/m)	Margin (dB)
5448.90	Peak	48.53	12.37	60.90	74.00	-13.10
5457.60	Average	39.94	12.40	52.34	54.00	-1.66
5468.40	Peak	54.67	12.44	67.11	68.20	-1.09
5500.00	Peak	101.48	12.55	114.03	--	--
5500.00	Average	94.82	12.55	107.37	--	--
5779.20	Peak	49.45	14.02	63.47	68.20	-4.73

Test Mode	IEEE 802.11n HT20 / 5700 MHz	Temp/Hum	22.0(°C)/ 58%RH
Test Item	Band Edge	Test Date	April 6, 2023
Polarize	Vertical	Test Engineer	Ray Li
Detector	Peak & Average		



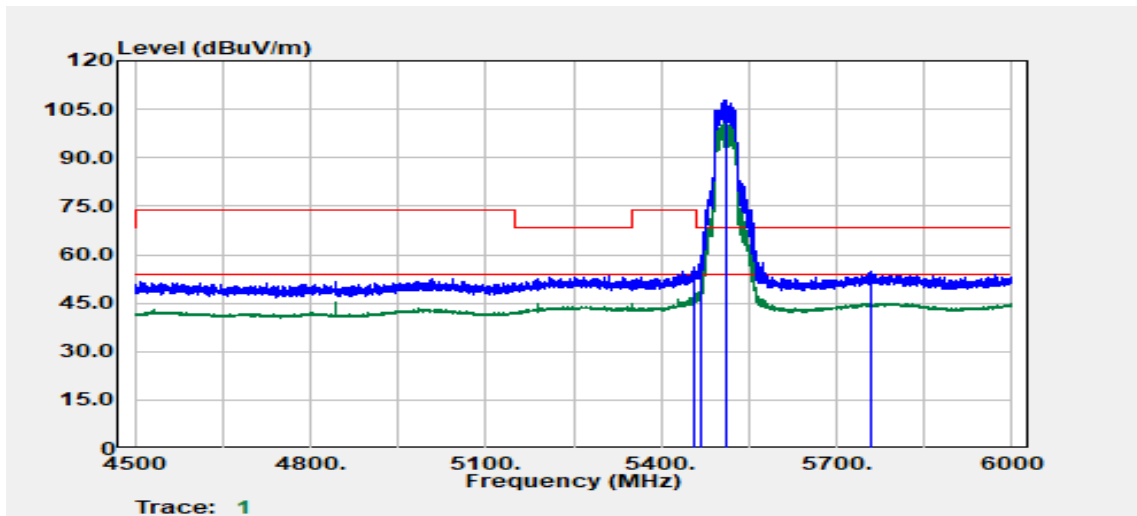
Freq. (MHz)	Detector Mode (PK/QP/AV)	Spectrum Reading Level (dBμV)	Factor (dB)	Actual FS (dBμV/m)	Limit @3m (dBμV/m)	Margin (dB)
5456.10	Peak	39.90	12.40	52.29	74.00	-21.71
5458.80	Average	31.01	12.41	43.41	54.00	-10.59
5465.10	Peak	40.45	12.43	52.87	68.20	-15.33
5700.00	Peak	98.35	13.56	111.91	--	--
5700.00	Average	92.16	13.56	105.72	--	--
5726.70	Peak	50.80	13.70	64.50	68.20	-3.70

Test Mode	IEEE 802.11n HT20 / 5700 MHz	Temp/Hum	22.0(°C)/ 58%RH
Test Item	Band Edge	Test Date	April 6, 2023
Polarize	Horizontal	Test Engineer	Ray Li
Detector	Peak & Average		



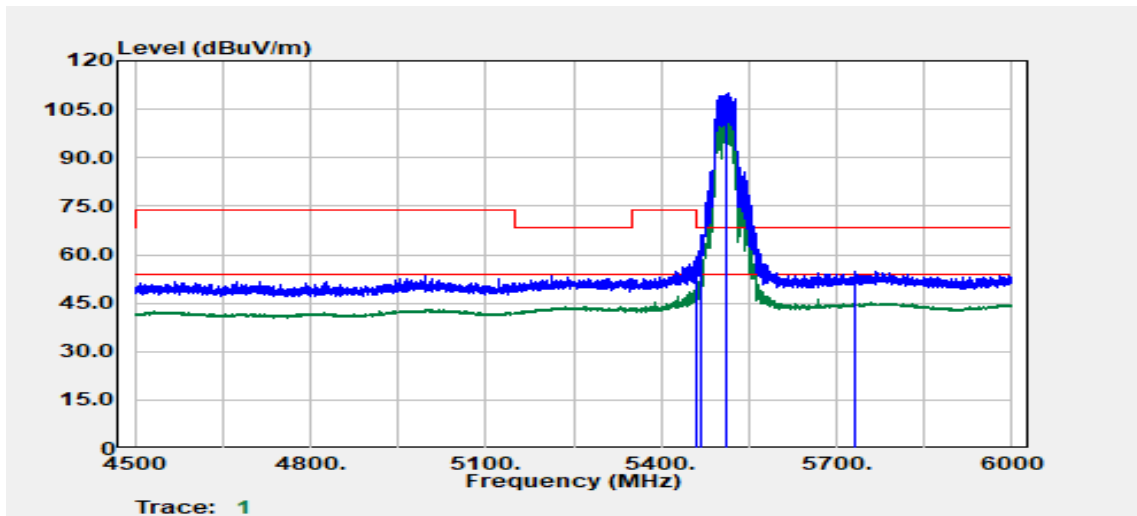
Freq. (MHz)	Detector Mode (PK/QP/AV)	Spectrum Reading Level (dBμV)	Factor (dB)	Actual FS (dBμV/m)	Limit @3m (dBμV/m)	Margin (dB)
5446.20	Peak	39.62	12.37	51.99	74.00	-22.01
5456.10	Average	30.45	12.40	42.84	54.00	-11.16
5463.90	Peak	39.91	12.42	52.33	68.20	-15.87
5700.00	Peak	97.97	13.56	111.53	--	--
5700.00	Average	91.91	13.56	105.47	--	--
5725.20	Peak	53.05	13.69	66.74	68.20	-1.46

Test Mode	IEEE 802.11n HT40 / 5510 MHz	Temp/Hum	22.0(°C)/ 58%RH
Test Item	Band Edge	Test Date	April 6, 2023
Polarize	Vertical	Test Engineer	Ray Li
Detector	Peak & Average		



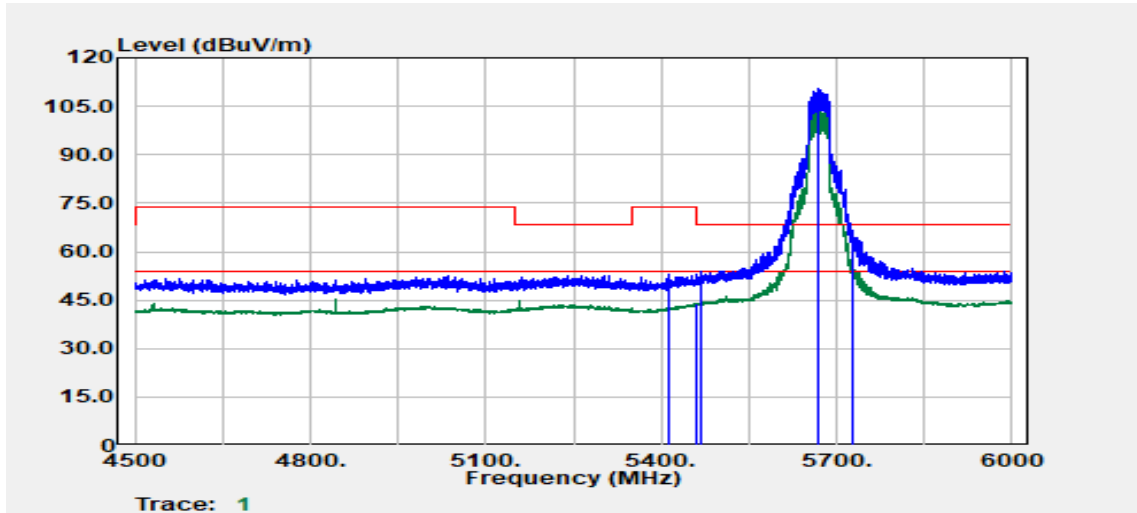
Freq. (MHz)	Detector Mode (PK/QP/AV)	Spectrum Reading Level (dBμV)	Factor (dB)	Actual FS (dBμV/m)	Limit @3m (dBμV/m)	Margin (dB)
5457.30	Average	35.03	12.40	47.43	54.00	-6.57
5457.90	Peak	43.65	12.40	56.05	74.00	-17.95
5467.80	Peak	47.25	12.44	59.69	68.20	-8.51
5510.00	Peak	95.23	12.62	107.86	--	--
5510.00	Average	89.28	12.62	101.90	--	--
5760.30	Peak	40.79	13.89	54.68	68.20	-13.52

Test Mode	IEEE 802.11n HT40 / 5510 MHz	Temp/Hum	22.0(°C)/ 58%RH
Test Item	Band Edge	Test Date	April 6, 2023
Polarize	Horizontal	Test Engineer	Ray Li
Detector	Peak & Average		



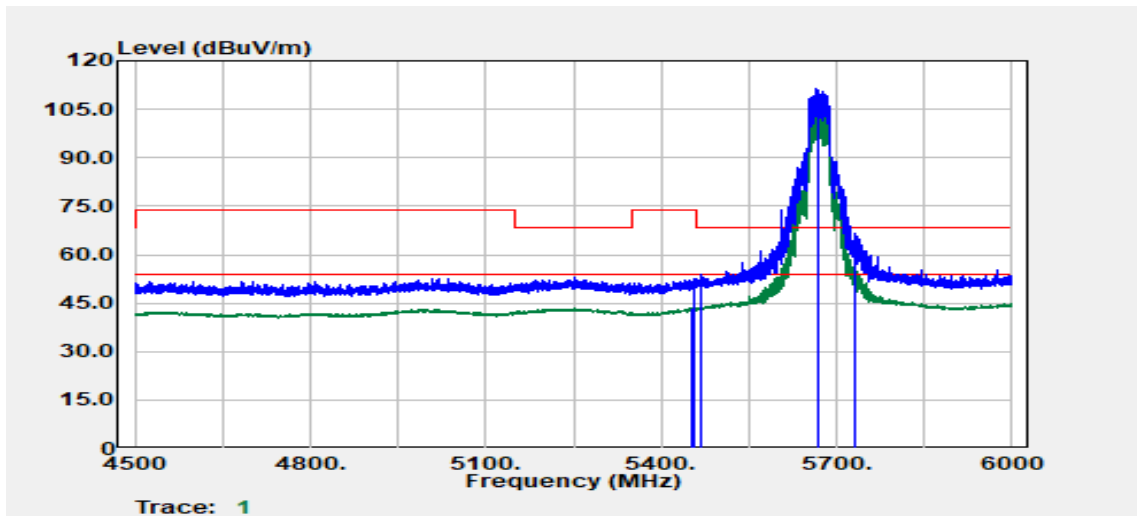
Freq. (MHz)	Detector Mode (PK/QP/AV)	Spectrum Reading Level (dBμV)	Factor (dB)	Actual FS (dBμV/m)	Limit @3m (dBμV/m)	Margin (dB)
5459.40	Peak	45.84	12.41	58.25	74.00	-15.75
5460.00	Average	37.52	12.41	49.93	54.00	-4.07
5469.90	Peak	53.67	12.44	66.11	68.20	-2.09
5510.00	Peak	97.58	12.62	110.20	--	--
5510.00	Average	91.01	12.62	103.63	--	--
5733.00	Peak	41.23	13.73	54.96	68.20	-13.24

Test Mode	IEEE 802.11n HT40 / 5670 MHz	Temp/Hum	22.0(°C)/ 58%RH
Test Item	Band Edge	Test Date	April 6, 2023
Polarize	Vertical	Test Engineer	Ray Li
Detector	Peak & Average		



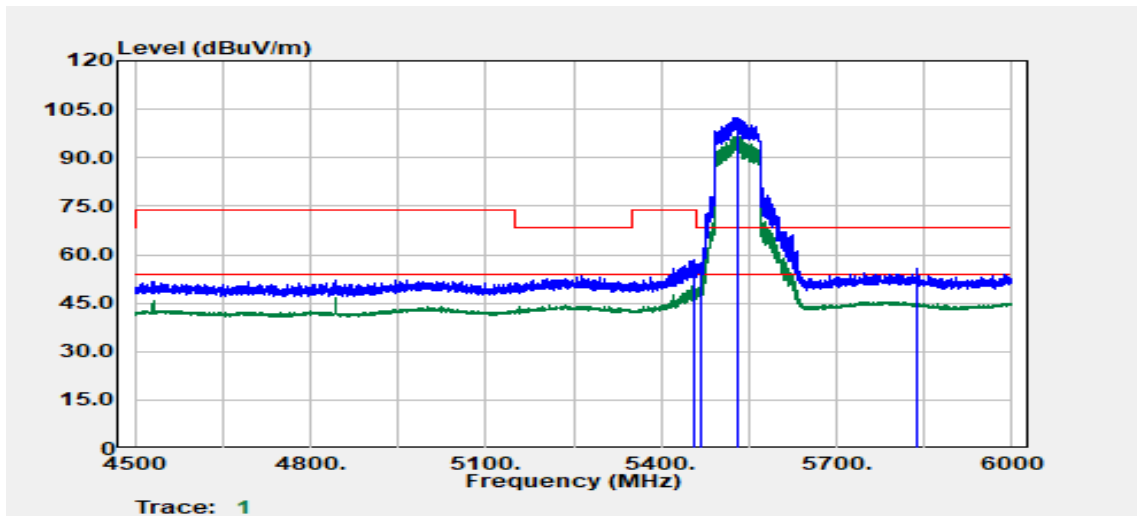
Freq. (MHz)	Detector Mode (PK/QP/AV)	Spectrum Reading Level (dBμV)	Factor (dB)	Actual FS (dBμV/m)	Limit @3m (dBμV/m)	Margin (dB)
5411.40	Peak	40.43	12.33	52.76	74.00	-21.24
5459.70	Average	31.33	12.41	43.74	54.00	-10.26
5469.60	Peak	41.29	12.44	53.74	68.20	-14.46
5670.00	Peak	96.92	13.39	110.31	--	--
5670.00	Average	90.99	13.39	104.38	--	--
5725.80	Peak	52.81	13.69	66.51	68.20	-1.69

Test Mode	IEEE 802.11n HT40 / 5670 MHz	Temp/Hum	22.0(°C) / 58%RH
Test Item	Band Edge	Test Date	April 6, 2023
Polarize	Horizontal	Test Engineer	Ray Li
Detector	Peak & Average		



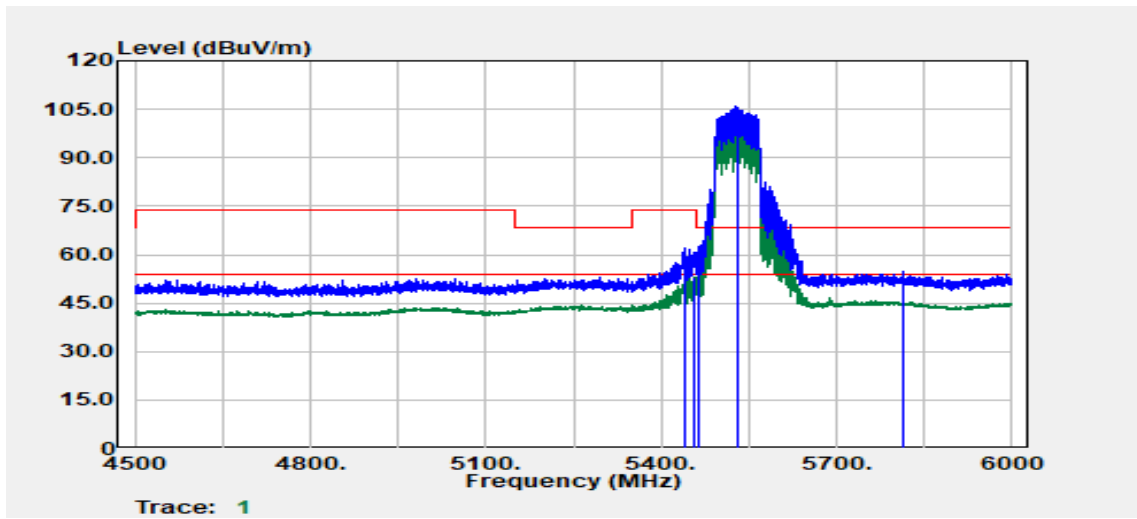
Freq. (MHz)	Detector Mode (PK/QP/AV)	Spectrum Reading Level (dBμV)	Factor (dB)	Actual FS (dBμV/m)	Limit @3m (dBμV/m)	Margin (dB)
5452.20	Average	31.19	12.38	43.57	54.00	-10.43
5456.70	Peak	40.08	12.40	52.48	74.00	-21.52
5468.70	Peak	41.55	12.44	53.99	68.20	-14.21
5670.00	Peak	98.18	13.39	111.57	--	--
5670.00	Average	90.82	13.39	104.21	--	--
5729.70	Peak	52.67	13.71	66.38	68.20	-1.82

Test Mode	IEEE 802.11ac VHT80 / 5530 MHz	Temp/Hum	22.0(°C) / 58%RH
Test Item	Band Edge	Test Date	April 6, 2023
Polarize	Vertical	Test Engineer	Ray Li
Detector	Peak & Average		



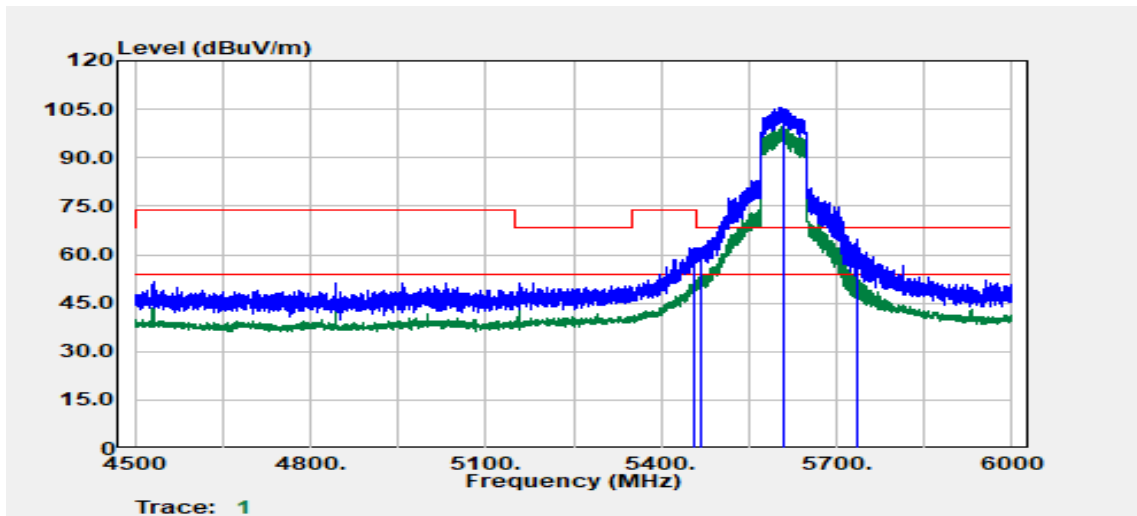
Freq. (MHz)	Detector Mode (PK/QP/AV)	Spectrum Reading Level (dBμV)	Factor (dB)	Actual FS (dBμV/m)	Limit @3m (dBμV/m)	Margin (dB)
5457.60	Average	38.12	12.40	50.53	54.00	-3.47
5458.20	Peak	45.86	12.40	58.26	74.00	-15.74
5469.60	Peak	45.03	12.44	57.48	68.20	-10.72
5530.00	Peak	89.73	12.77	102.50	--	--
5530.00	Average	83.86	12.77	96.63	--	--
5837.70	Peak	41.63	14.05	55.69	68.20	-12.51

Test Mode	IEEE 802.11ac VHT80 / 5530 MHz	Temp/Hum	22.0(°C) / 58%RH
Test Item	Band Edge	Test Date	April 6, 2023
Polarize	Horizontal	Test Engineer	Ray Li
Detector	Peak & Average		



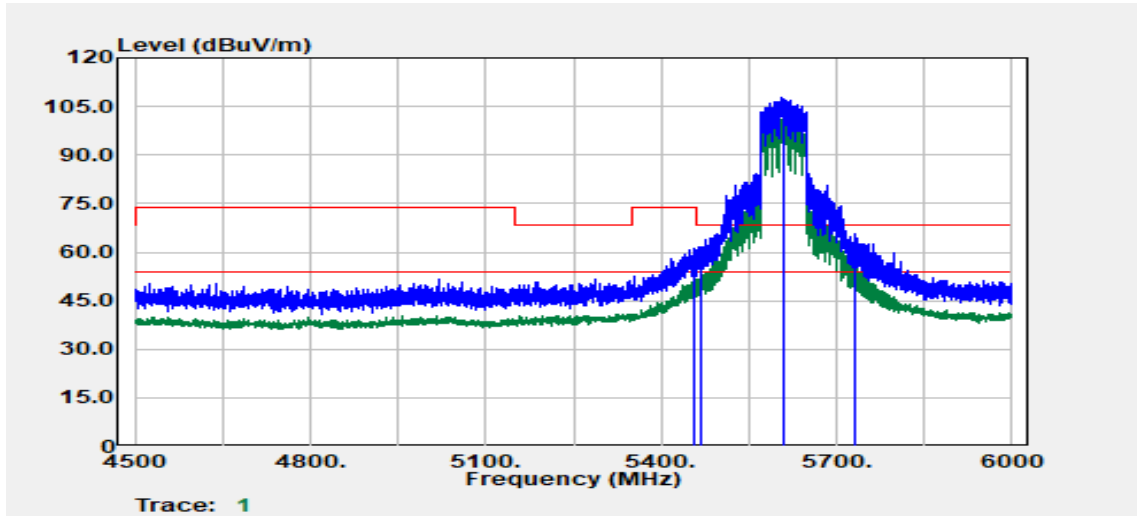
Freq. (MHz)	Detector Mode (PK/QP/AV)	Spectrum Reading Level (dBμV)	Factor (dB)	Actual FS (dBμV/m)	Limit @3m (dBμV/m)	Margin (dB)
5438.70	Peak	49.52	12.36	61.88	74.00	-12.12
5455.20	Average	40.48	12.39	52.87	54.00	-1.13
5465.40	Peak	50.12	12.43	62.55	68.20	-5.65
5530.00	Peak	93.15	12.77	105.91	--	--
5530.00	Average	86.20	12.77	98.97	--	--
5815.80	Peak	40.66	14.12	54.78	68.20	-13.42

Test Mode	IEEE 802.11ac VHT80 / 5610 MHz	Temp/Hum	22.0(°C) / 58%RH
Test Item	Band Edge	Test Date	May 24, 2023
Polarize	Vertical	Test Engineer	Ray Li
Detector	Peak & Average		



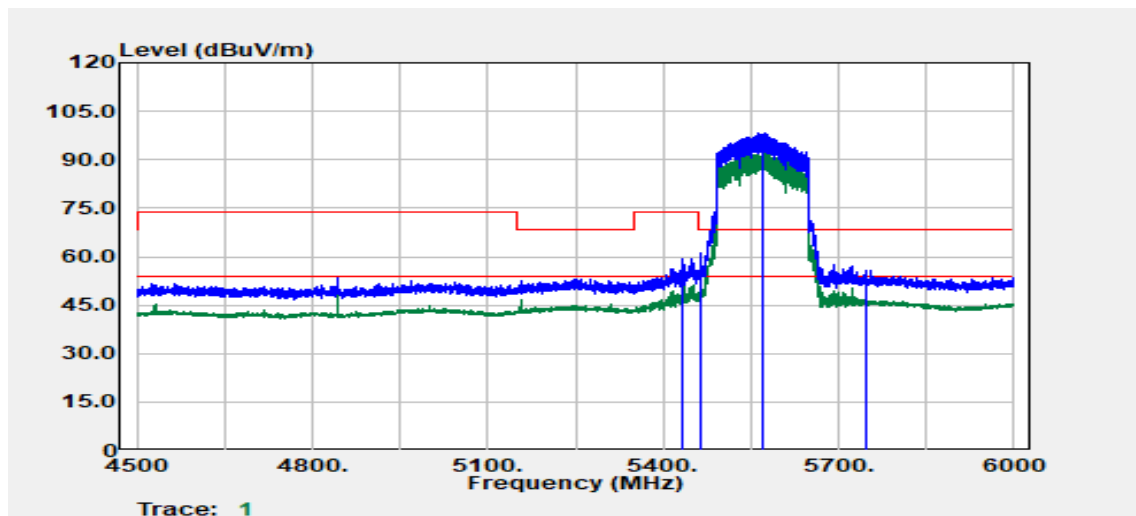
Freq. (MHz)	Detector Mode (PK/QP/AV)	Spectrum Reading Level (dBμV)	Factor (dB)	Actual FS (dBμV/m)	Limit @3m (dBμV/m)	Margin (dB)
5455.80	Average	39.45	12.40	51.85	54.00	-2.15
5456.40	Peak	49.68	12.40	62.08	74.00	-11.92
5466.60	Peak	49.70	12.43	62.13	68.20	-6.07
5610.00	Peak	92.54	12.92	105.46	--	--
5610.00	Average	86.50	12.92	99.42	--	--
5735.70	Peak	51.02	13.75	64.77	68.20	-3.43

Test Mode	IEEE 802.11ac VHT80 / 5610 MHz	Temp/Hum	22.0(°C) / 58%RH
Test Item	Band Edge	Test Date	May 24, 2023
Polarize	Horizontal	Test Engineer	Ray Li
Detector	Peak & Average		



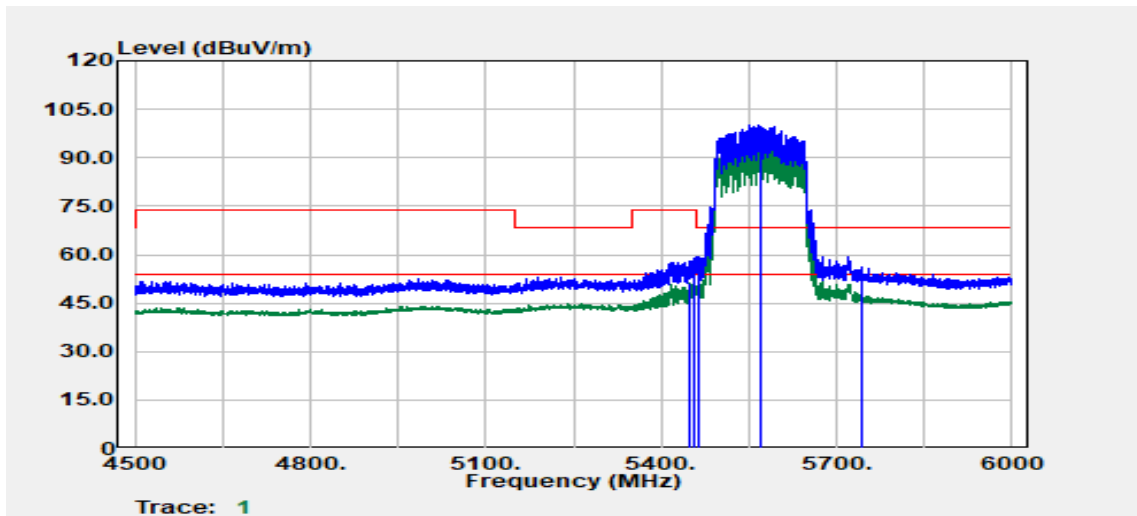
Freq. (MHz)	Detector Mode (PK/QP/AV)	Spectrum Reading Level (dBμV)	Factor (dB)	Actual FS (dBμV/m)	Limit @3m (dBμV/m)	Margin (dB)
5457.60	Average	38.98	12.40	51.38	54.00	-2.62
5457.90	Peak	48.85	12.40	61.25	74.00	-12.75
5467.80	Peak	49.34	12.44	61.78	68.20	-6.42
5610.00	Peak	94.90	12.92	107.82	--	--
5610.00	Average	87.86	12.92	100.78	--	--
5731.80	Peak	51.74	13.73	65.47	68.20	-2.73

Test Mode	IEEE 802.11ac VHT160 / 5570 MHz	Temp/Hum	22.0(°C) / 58%RH
Test Item	Band Edge	Test Date	April 6, 2023
Polarize	Vertical	Test Engineer	Ray Li
Detector	Peak & Average		



Freq. (MHz)	Detector Mode (PK/QP/AV)	Spectrum Reading Level (dBμV)	Factor (dB)	Actual FS (dBμV/m)	Limit @3m (dBμV/m)	Margin (dB)
5433.60	Average	39.89	12.36	52.24	54.00	-1.76
5433.90	Peak	47.00	12.36	59.36	74.00	-14.64
5464.50	Peak	48.83	12.43	61.26	68.20	-6.94
5570.00	Peak	85.38	12.88	98.26	--	--
5570.00	Average	80.16	12.88	93.04	--	--
5746.80	Peak	42.12	13.80	55.92	68.20	-12.28

Test Mode	IEEE 802.11ac VHT160 / 5570 MHz	Temp/Hum	22.0(°C) / 58%RH
Test Item	Band Edge	Test Date	April 6, 2023
Polarize	Horizontal	Test Engineer	Ray Li
Detector	Peak & Average		



Freq. (MHz)	Detector Mode (PK/QP/AV)	Spectrum Reading Level (dBμV)	Factor (dB)	Actual FS (dBμV/m)	Limit @3m (dBμV/m)	Margin (dB)
5450.10	Average	38.61	12.38	50.98	54.00	-3.02
5456.10	Peak	46.45	12.40	58.85	74.00	-15.15
5465.10	Peak	47.06	12.43	59.49	68.20	-8.71
5570.00	Peak	87.14	12.88	100.02	--	--
5570.00	Average	80.34	12.88	93.23	--	--
5743.80	Peak	42.22	13.79	56.01	68.20	-12.19