



Amigo M30 (2G-1)

ARY196-0030-014-00

Only Antenna

2GHz (Peak Gain: 2.44dBi)

S/N:2023.02.22 REV.04

Engineer :Betty

Report date : 2023/03/06 REV.11



Directional Gain

Directional Gain=

$$10 \log \left[\frac{\left(10^{\frac{G1}{20}} + 10^{\frac{G2}{20}} + \dots + 10^{\frac{Gn}{20}} \right)^2}{N_{ant}} \right] dBi$$

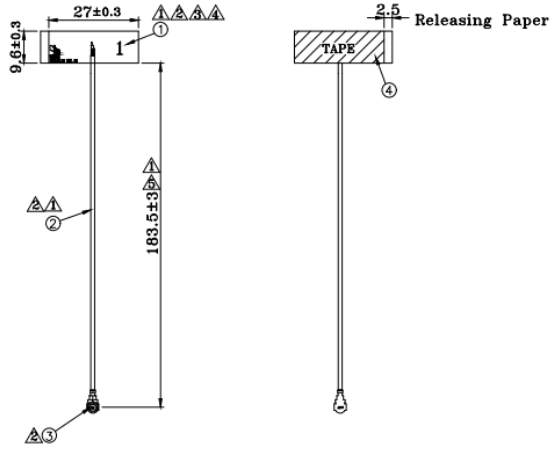
Category	Peak Gain(dBi)	Directional Gain (dBi)
Wi-Fi 2.4G	2G-1: 2.44 2G-2: 1.94	5.2

Customer Drawing

RoHS Compliant

REV	DATE	DESCRIPTION	NAME
A1	22.08.05	NEW RELEASE	DAVID
A2	22.11.30	▲ Modify Design	DAVID
A3	22.12.13	▲ Modify LAYOUT & CABLE	LIEP
A4	23.02.22	▲ Modify Layout	DAVID
A5	23.03.17	▲ Add Print	DAVID
A6	23.03.20	▲ Modify Cable Length	DAVID

A
B
C
D



⑦							
⑥							
⑤							
④	Tape	G9000 , Size: 26.2 x 8.8mm	1				
③	Connector	MHF I Plug For 1.13mm Cable , Gold Plated ▲	1	DRAWN BY	LIEP(WST)	DRAWING NO.	ARY196-0030-014-00
②	Cable	1.13mm Low Loss Cable , FEP Black Jacket ▲▲	1	CHECKED BY		DRAWING SIZE	A4
①	PCB	PCB , Size: 27 x 9.6 x 0.4mm	1	APPROVED BY		UNIT	mm
NO.	ITEM	DESCRIPTION	QTY	SORTING NO.	WSC	PAGE	1 OF 1

(SR-83-08)

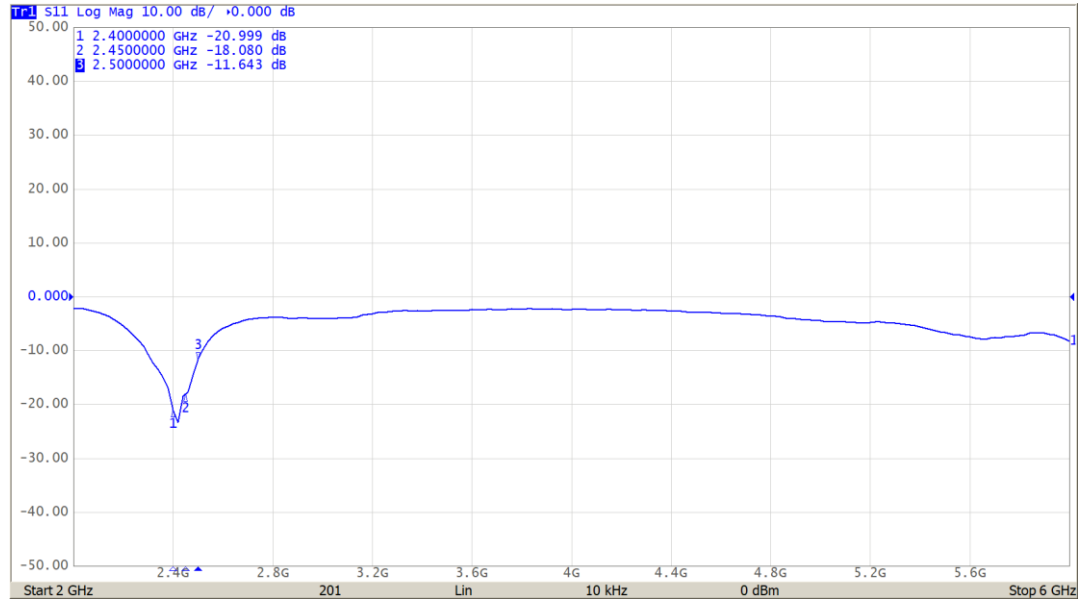
Antenna specification

2G-1

2G-1	
Item	Specification
Antenna Type	Short Dipole
Operating Frequency(GHz)	2.4-2.5
Bandwidth	100MHz (Min.)
Return Loss	10dB (Min.)
Polarization	Linear
Azimuth Bandwidth	Omni-directional
Peak Gain	2.44 dBi (Max)
Impedance	50Ω
Material	PCB
Maximum Power	1W
V.S.W.R	2 : 1
Radiation	Omni directional
Efficiency	72% (Max.)
Connector	MHF
Cable type	OD:1.13
Operating Temperature	-10~60°C
Storage temp	-10~70°C

S-Parameter

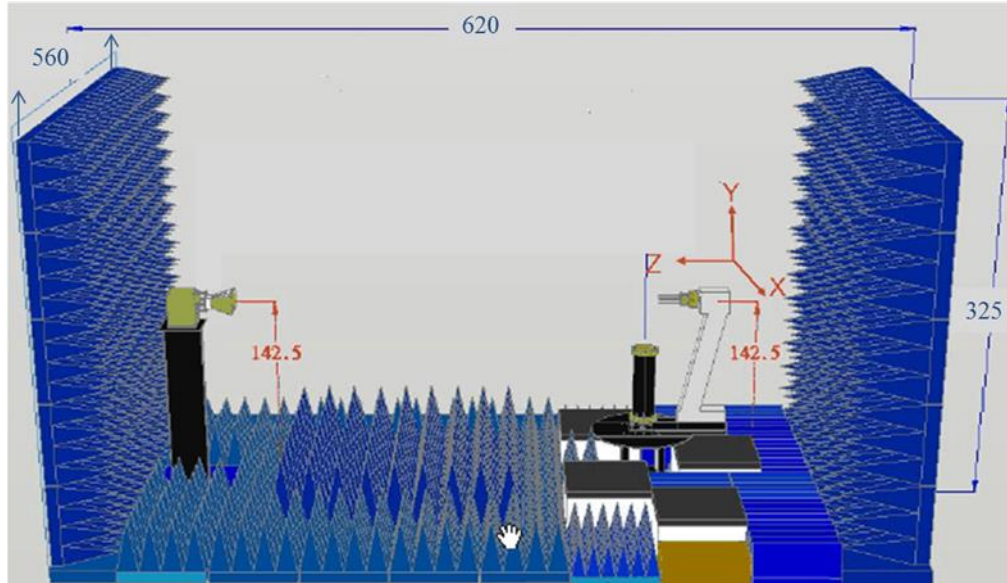
2G-1



Freq(MHz)	2400	2450	2500
S11(dB)	-20.9	-18.1	-11.6

Test & System Description

a. Test setup





Test & System Description

b. Equipment list

Device	Ttype/Model	Serial#	Manufacturer	Cal. Date	Cal. Due Date
Anechoic Chamber	FFC-600L	FFC-600L-285	wavepro	30-Apr-22	30-Apr-23
Network Analyzer	N5230A	MY45000163	Agilent Technologies	11-May-21	11-May-23
Turntable	NSI-SC-5606-3DZ	011	NSI-MI	N/A	N/A
Measurement SW	NSI 2000	SOM-SM-2000-V4	NSI-MI	N/A	N/A
Dual Polarization Vivaldi Antenna 0.6~8GHz	-	-	WavePro Inc.	30-Oct-20	30-Oct-23
Computer Monitor	HS-CM145	0410006420	CCTVINDIA	30-Aug-20	30-Aug-23
Industrial PC	IPC-610BP		Advantech Co., Ltd	30-Aug-20	30-Aug-23
Standard Beam Controller (SBC)	NSI-RF-5918	070	NSI-MI	30-Oct-20	30-Oct-23
Antenna Range Controller (ARC)	NSI-SC-5911-4	0335	NSI-MI	30-Oct-20	30-Oct-23
RF Cable 240in 22GHz	UFA210C-1-2400-300300	MFR 64639 207908-005	Carlisle Interconnect Tech.	30-Aug-20	30-Aug-23
RF Cable 240in 22GHz	UFA210C-1-2400-300300	MFR 64639 209026-013	Carlisle Interconnect Tech.	30-Aug-20	30-Aug-23
RF Cable 60cm 26.5GHz	EC-A5-60-1678	Z0066	E-INSTUMENT TECH LTD.	30-Aug-20	30-Aug-23

chamber measurement photo



3D Gain Total

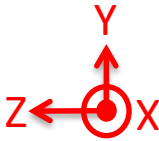
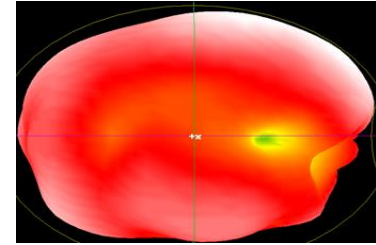
2G-1

Freq(GHz)	Peak Gain(dBi)	3D-avg Gain(dBi)	Efficiency(%)
2.4	2.04	-2.05	62
2.41	2	-2.17	61
2.42	2.3	-1.88	65
2.43	2.36	-1.78	66
2.44	2.41	-1.69	68
2.45	2.36	-1.68	68
2.46	2.06	-1.63	69
2.47	2.28	-1.41	72
2.48	2.44	-1.61	69
2.49	2.27	-1.83	66
2.5	2.09	-1.94	64

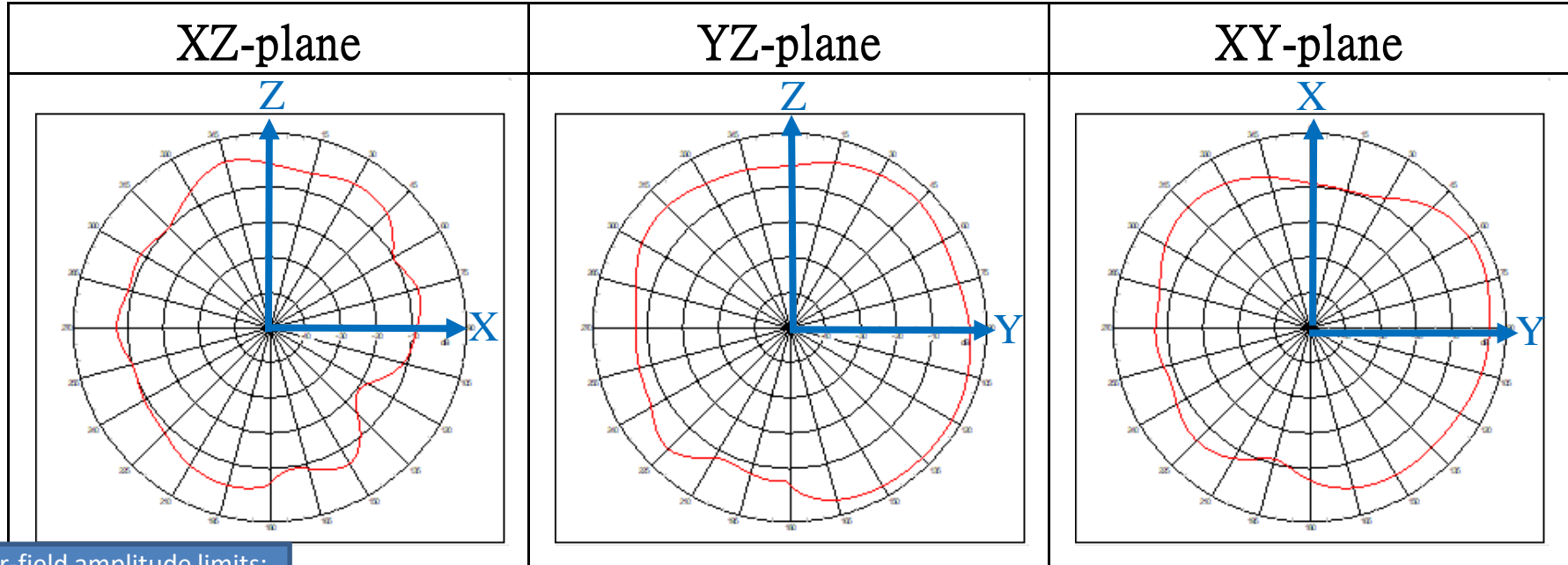
Antenna Pattern

2G-1

Frequency : 2450MHz



Freq(GHz)	Peak Gain(dBi)	3D-avg Gain(dBi)	Efficiency(%)
2.45	2.36	-1.68	68



Far-field amplitude limits:

Max: 5dB

min: -50dB



Amigo M30 (2G-2)
ARY196-0030-015-00
Only Antenna
2GHz (Peak Gain: 1.94dBi)
S/N:2023.02.22 REV.04

Engineer :Betty

Report date : 2023/03/06 REV.11

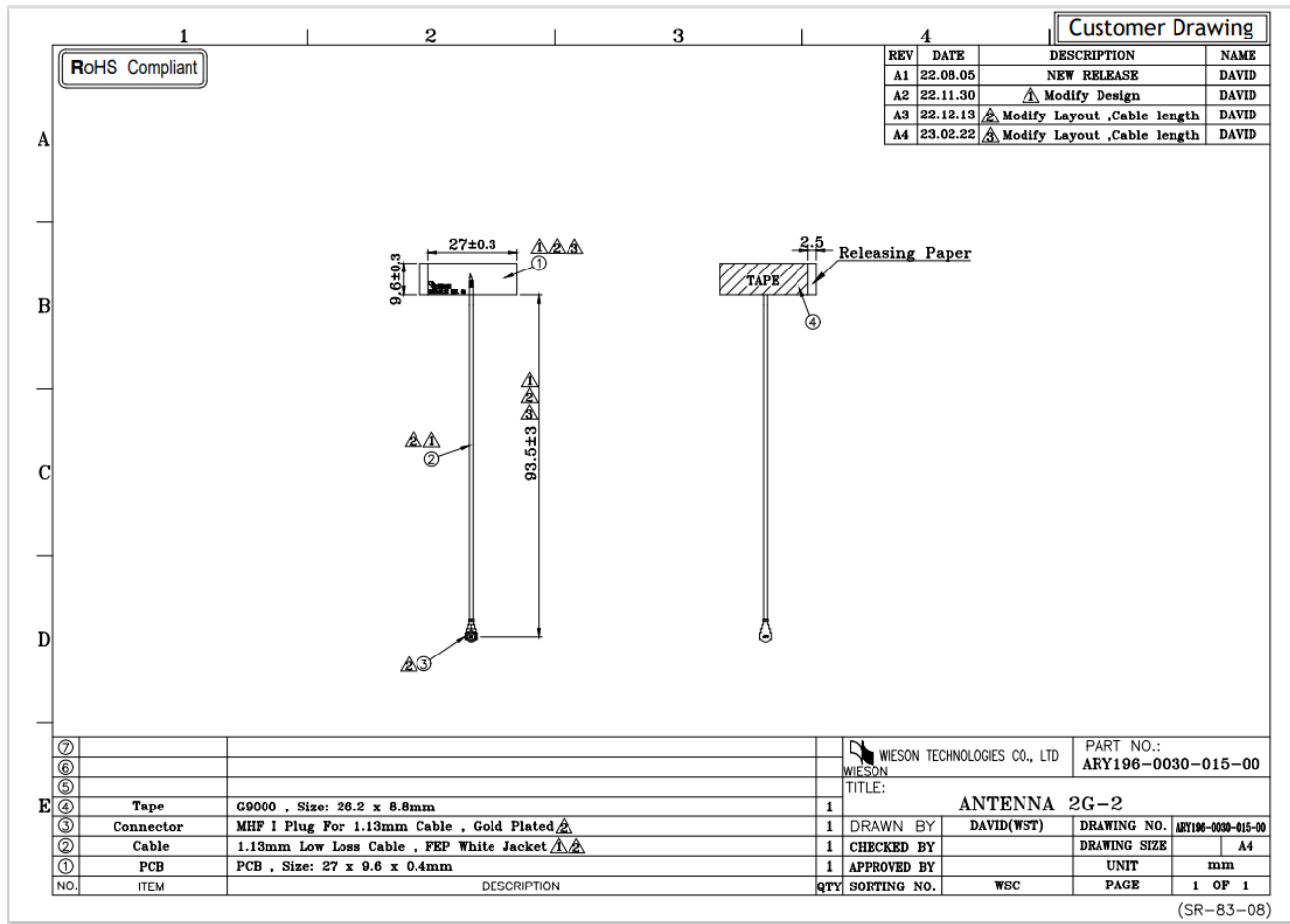


Directional Gain

Directional Gain=

$$10 \log \left[\frac{\left(10^{\frac{G1}{20}} + 10^{\frac{G2}{20}} + \dots + 10^{\frac{Gn}{20}} \right)^2}{N_{ant}} \right] dBi$$

Category	Peak Gain(dBi)	Directional Gain (dBi)
Wi-Fi 2.4G	2G-1: 2.44 2G-2: 1.94	5.2



Customer Drawing

REV	DATE	DESCRIPTION	NAME
A1	22.08.05	NEW RELEASE	DAVID
A2	22.11.30	△ Modify Design	DAVID
A3	22.12.13	△ Modify Layout ,Cable length	DAVID
A4	23.02.22	△ Modify Layout ,Cable length	DAVID

⑦							
⑥							
⑤							
④	Tape	G9000 , Size: 26.2 x 8.8mm	1				
③	Connector	MHF I Plug For 1.13mm Cable , Gold Plated △	1	DRAWN BY	DAVID(WST)	DRAWING NO.	ARY196-0030-015-00
②	Cable	1.13mm Low Loss Cable , FEP White Jacket △ △	1	CHECKED BY		DRAWING SIZE	A4
①	PCB	PCB , Size: 27 x 9.6 x 0.4mm	1	APPROVED BY		UNIT	mm
NO.	ITEM	DESCRIPTION	QTY	SORTING NO.	WSC	PAGE	1 OF 1

(SR-83-08)

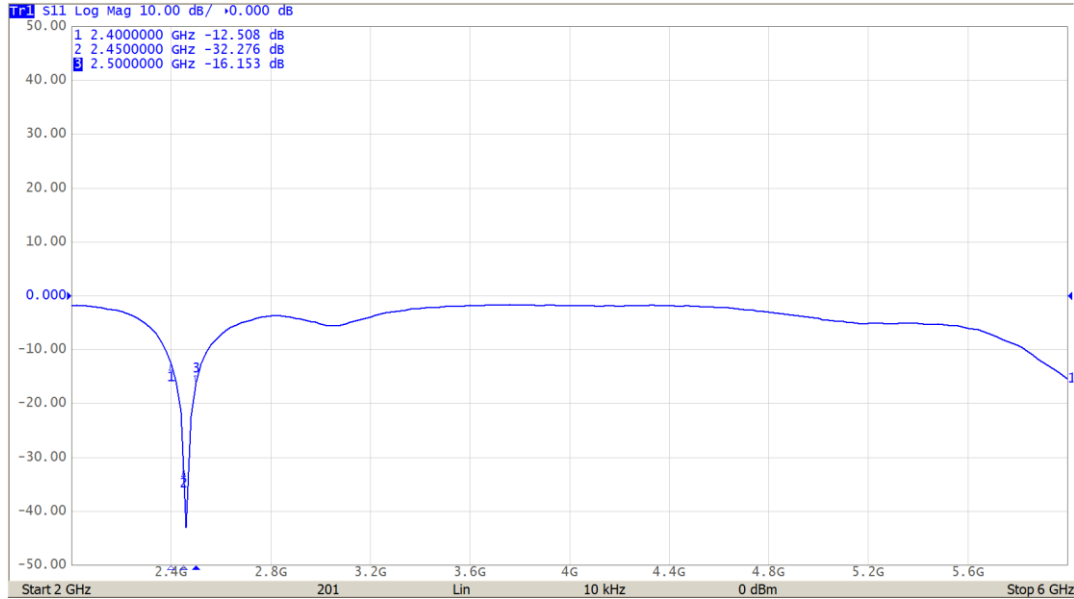
Antenna specification

2G-2

2G-2	
Item	Specification
Antenna Type	Short Dipole
Operating Frequency(GHz)	2.4-2.5
Bandwidth	100MHz (Min.)
Return Loss	10dB (Min.)
Polarization	Linear
Azimuth Bandwidth	Omni-directional
Peak Gain	1.94 dBi (Max)
Impedance	50Ω
Material	PCB
Maximum Power	1W
V.S.W.R	2 : 1
Radiation	Omni directional
Efficiency	70% (Max.)
Connector	MHF
Cable type	OD:1.13
Operating Temperature	-10~60°C
Storage temp	-10~70°C

S-Parameter

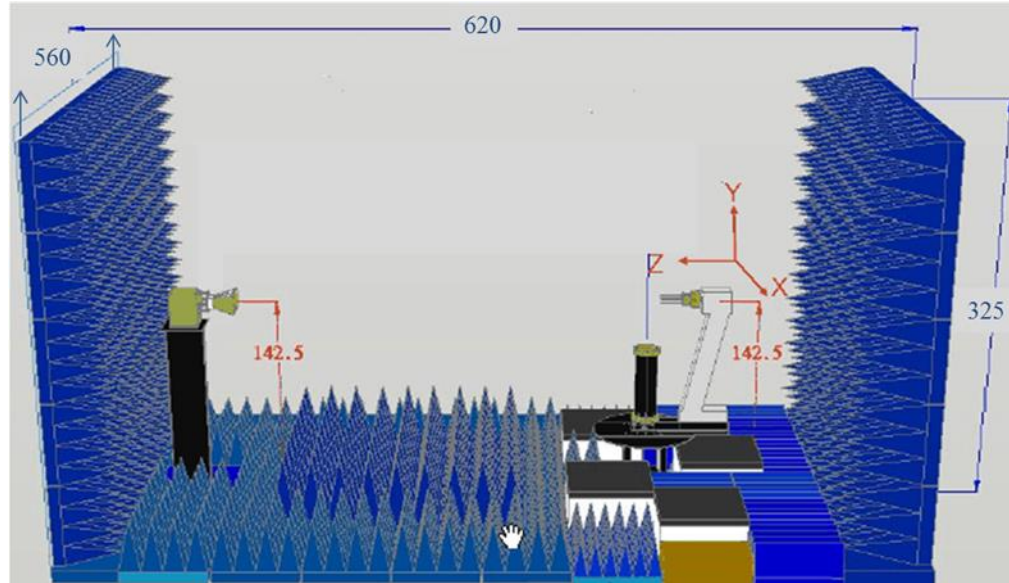
2G-2



Freq(MHz)	2400	2450	2500
S11(dB)	-12.5	-32.3	-16.2

Test & System Description

a. Test setup





Test & System Description

b. Equipment list

Device	Ttype/Model	Serial#	Manufacturer	Cal. Date	Cal. Due Date
Anechoic Chamber	FFC-600L	FFC-600L-285	wavepro	30-Apr-22	30-Apr-23
Network Analyzer	N5230A	MY45000163	Agilent Technologies	11-May-21	11-May-23
Turntable	NSI-SC-5606-3DZ	011	NSI-MI	N/A	N/A
Measurement SW	NSI 2000	SOM-SM-2000-V4	NSI-MI	N/A	N/A
Dual Polarization Vivaldi Antenna 0.6~8GHz	-	-	WavePro Inc.	30-Oct-20	30-Oct-23
Computer Monitor	HS-CM145	0410006420	CCTVINDIA	30-Aug-20	30-Aug-23
Industrial PC	IPC-610BP		Advantech Co., Ltd	30-Aug-20	30-Aug-23
Standard Beam Controller (SBC)	NSI-RF-5918	070	NSI-MI	30-Oct-20	30-Oct-23
Antenna Range Controller (ARC)	NSI-SC-5911-4	0335	NSI-MI	30-Oct-20	30-Oct-23
RF Cable 240in 22GHz	UFA210C-1-2400-300300	MFR 64639 207908-005	Carlisle Interconnect Tech.	30-Aug-20	30-Aug-23
RF Cable 240in 22GHz	UFA210C-1-2400-300300	MFR 64639 209026-013	Carlisle Interconnect Tech.	30-Aug-20	30-Aug-23
RF Cable 60cm 26.5GHz	EC-A5-60-1678	Z0066	E-INSTRUMENT TECH LTD.	30-Aug-20	30-Aug-23

chamber measurement photo



3D Gain Total

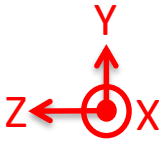
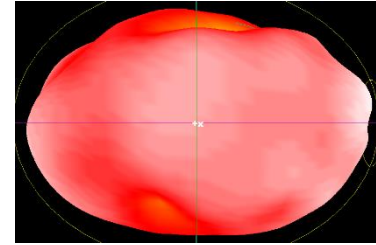
2G-2

Freq(GHz)	Peak Gain(dBi)	3D-avg Gain(dBi)	Efficiency(%)
2.4	1.76	-2.07	62
2.41	1.82	-2.16	61
2.42	1.88	-1.89	65
2.43	1.9	-1.76	67
2.44	1.94	-1.59	69
2.45	1.77	-1.54	70
2.46	1.63	-1.63	69
2.47	1.61	-1.55	70
2.48	1.31	-1.81	66
2.49	1.05	-2.06	62
2.5	1.38	-2.22	60

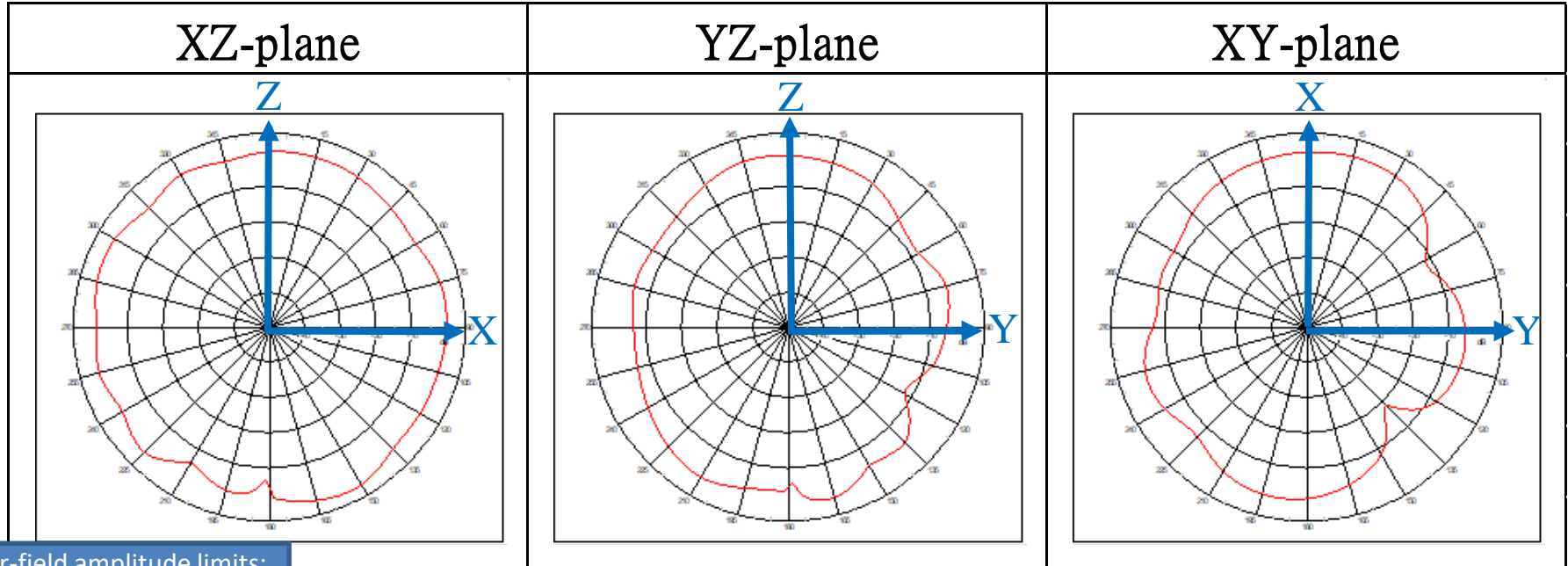
Antenna Pattern

2G-2

Frequency : 2450MHz



Freq(GHz)	Peak Gain(dBi)	3D-avg Gain(dBi)	Efficiency(%)
2.45	1.77	-1.54	70



Far-field amplitude limits:

Max: 5dB

min: -50dB



Amigo M30 (5G-0)
ARY196-0030-016-00
Only Antenna
5GHz (Peak Gain: 2.69dBi)
S/N:2022.11.30 REV.01

Engineer :Betty

Report date : 2023/03/06 REV.11



Directional Gain

Directional Gain=

$$10 \log \left[\frac{\left(10^{\frac{G1}{20}} + 10^{\frac{G2}{20}} + \dots + 10^{\frac{Gn}{20}} \right)^2}{N_{ant}} \right] dBi$$

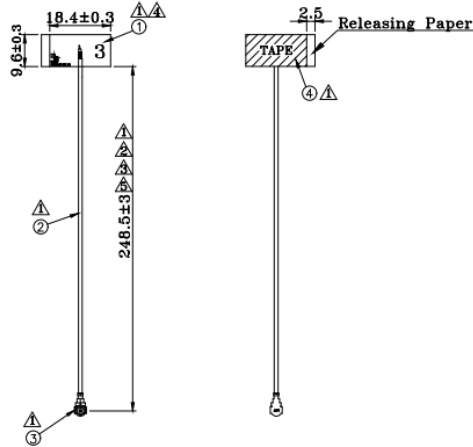
Category	Peak Gain(dBi)	Directional Gain (dBi)
Wi-Fi 5G	5G-0: 2.69 5G-1: 2.47 5G-2: 2.4	7.92

Customer Drawing

RoHS Compliant

REV	DATE	DESCRIPTION	NAME
A1	22.08.05	NEW RELEASE	DAVID
A2	22.11.30	△ Modify Design	DAVID
A3	22.12.13	△ Modify Cable length	DAVID
A4	23.02.22	△ Modify Cable length	DAVID
A5	23.03.17	△ Add Print and Cable Color	DAVID
A6	23.03.20	△ Modify Cable length	DAVID

A
B
C
D



⑦							
⑥							
⑤							
④	Tape	G9000 , Size: 17.6 x 6.8mm △	1				
③	Connector	MHF I Plug For 1.37mm Cable , Gold Plated △	1	DRAWN BY	DAVID(WST)	DRAWING NO.	ARY196-0030-016-00
②	Cable	1.37mm Low Loss Cable , FEP Gray Jacket △△	1	CHECKED BY		DRAWING SIZE	A4
①	PCB	PCB , Size: 18.4 x 9.6 x 0.4mm △	1	APPROVED BY		UNIT	mm
NO.	ITEM	DESCRIPTION	QTY	SORTING NO.	WSC	PAGE	1 OF 1

(SR-83-08)

Antenna specification

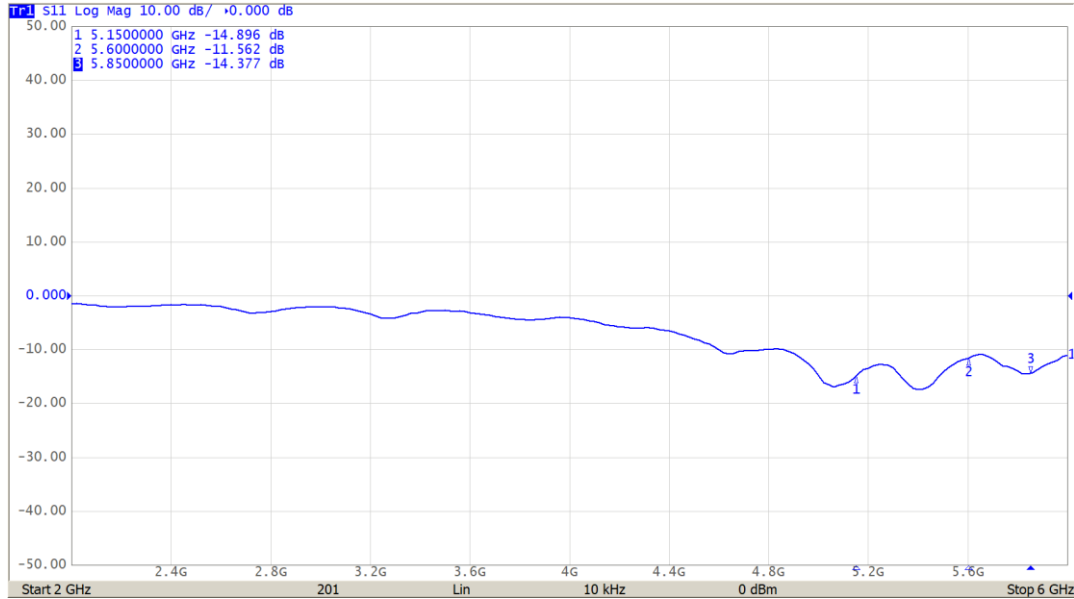
5G-0

5G-0	
Item	Specification
Antenna Type	Short Dipole
Operating Frequency(GHz)	5.15-5.850
Bandwidth	700MHz (Min.)
Return Loss	10dB (Min.)
Polarization	Linear
Azimuth Bandwidth	Omni-directional
Peak Gain	2.69 dBi (Max)
Impedance	50Ω
Material	PCB
Maximum Power	1W
V.S.W.R	2 : 1
Radiation	Omni directional
Efficiency	68% (Max.)
Connector	MHF
Cable type	OD:1.37
Operating Temperature	-10~60°C
Storage temp	-10~70°C

Antenna Measurement Vector Network Analyzer

S-Parameter

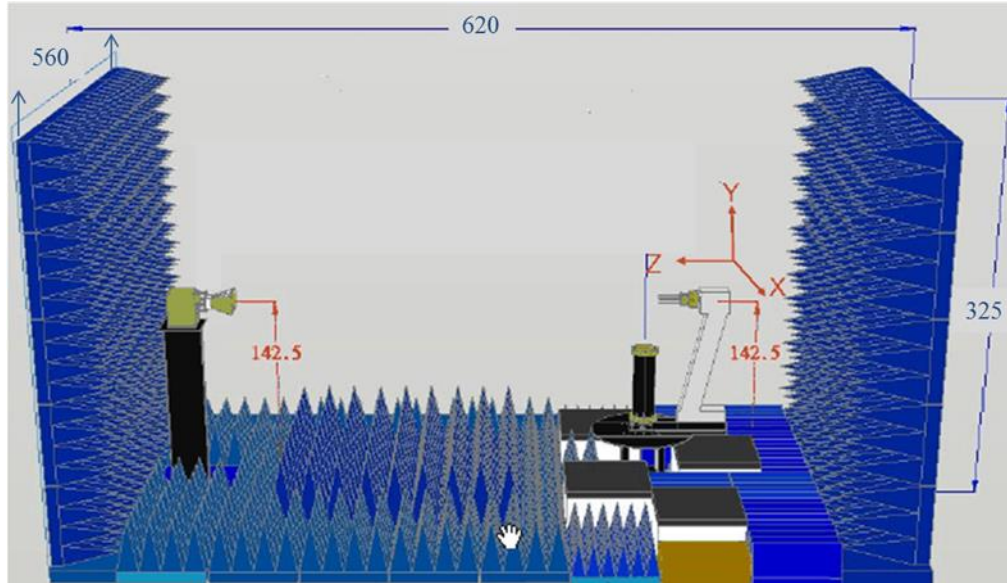
5G-0



Freq(MHz)	5150	5600	5850
S11(dB)	-14.9	-11.6	-14.4

Test & System Description

a. Test setup





Test & System Description

b. Equipment list

Device	Ttype/Model	Serial#	Manufacturer	Cal. Date	Cal. Due Date
Anechoic Chamber	FFC-600L	FFC-600L-285	wavepro	30-Apr-22	30-Apr-23
Network Analyzer	N5230A	MY45000163	Agilent Technologies	11-May-21	11-May-23
Turntable	NSI-SC-5606-3DZ	011	NSI-MI	N/A	N/A
Measurement SW	NSI 2000	SOM-SM-2000-V4	NSI-MI	N/A	N/A
Dual Polarization Vivaldi Antenna 0.6~8GHz	-	-	WavePro Inc.	30-Oct-20	30-Oct-23
Computer Monitor	HS-CM145	0410006420	CCTVINDIA	30-Aug-20	30-Aug-23
Industrial PC	IPC-610BP		Advantech Co., Ltd	30-Aug-20	30-Aug-23
Standard Beam Controller (SBC)	NSI-RF-5918	070	NSI-MI	30-Oct-20	30-Oct-23
Antenna Range Controller (ARC)	NSI-SC-5911-4	0335	NSI-MI	30-Oct-20	30-Oct-23
RF Cable 240in 22GHz	UFA210C-1-2400-300300	MFR 64639 207908-005	Carlisle Interconnect Tech.	30-Aug-20	30-Aug-23
RF Cable 240in 22GHz	UFA210C-1-2400-300300	MFR 64639 209026-013	Carlisle Interconnect Tech.	30-Aug-20	30-Aug-23
RF Cable 60cm 26.5GHz	EC-A5-60-1678	Z0066	E-INSTRUMENT TECH LTD.	30-Aug-20	30-Aug-23

chamber measurement photo



3D Gain Total

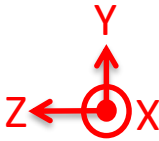
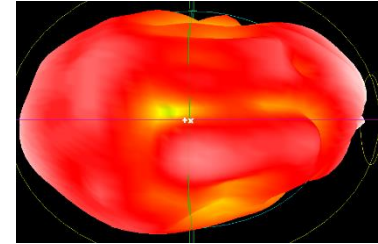
5G-0

Freq(GHz)	Peak Gain(dBi)	3D-avg Gain(dBi)	Efficiency(%)
5.15	2.35	-1.78	66
5.25	2.51	-1.66	68
5.35	2.4	-2.01	63
5.47	2.51	-1.96	64
5.6	2.47	-1.83	66
5.725	2.45	-2.13	61
5.785	2.63	-2.22	60
5.85	2.69	-1.95	64

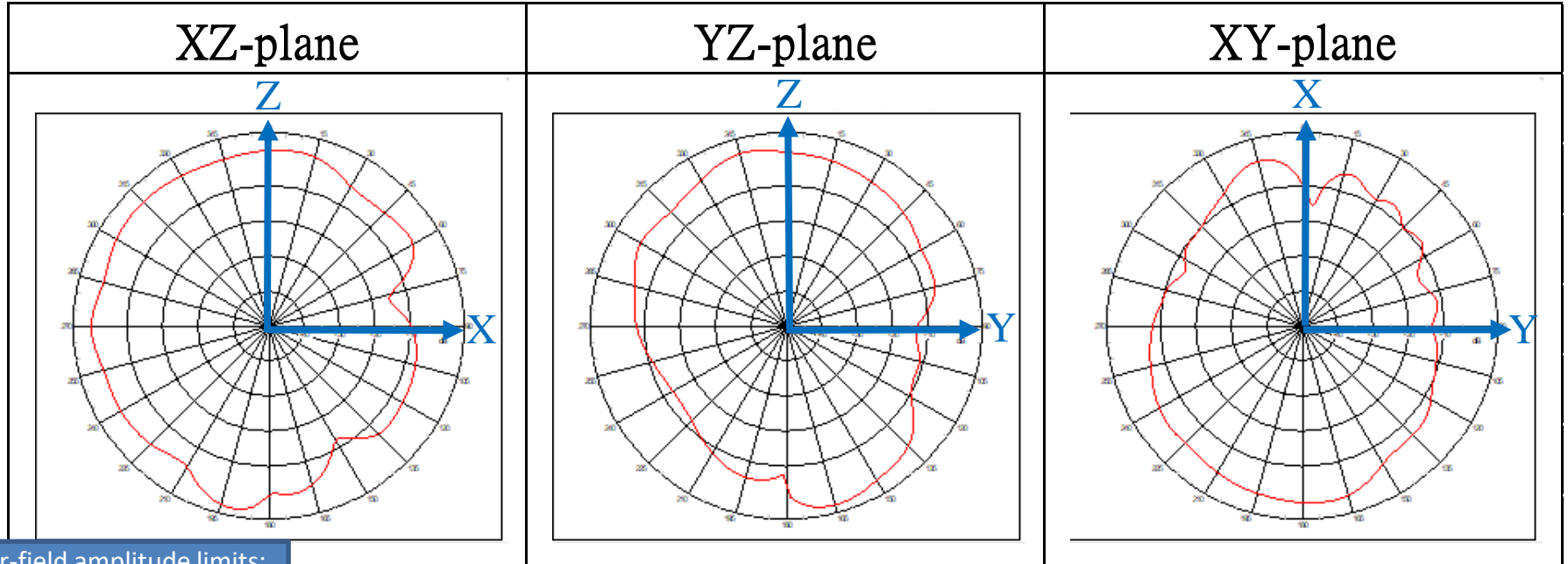
Antenna Pattern

5G-0

Frequency : 5600MHz



Freq(GHz)	Peak Gain(dBi)	3D-avg Gain(dBi)	Efficiency(%)
5.6	2.47	-1.83	66



Far-field amplitude limits:

Max: 5dB

min: -50dB



Amigo M30 (5G-1) ARY196-0030-018-00

Only Antenna

5GHz (Peak Gain: 2.47dBi)

S/N:2022.02.22 REV.02

Engineer :Betty

Report date : 2023/03/06 REV.11

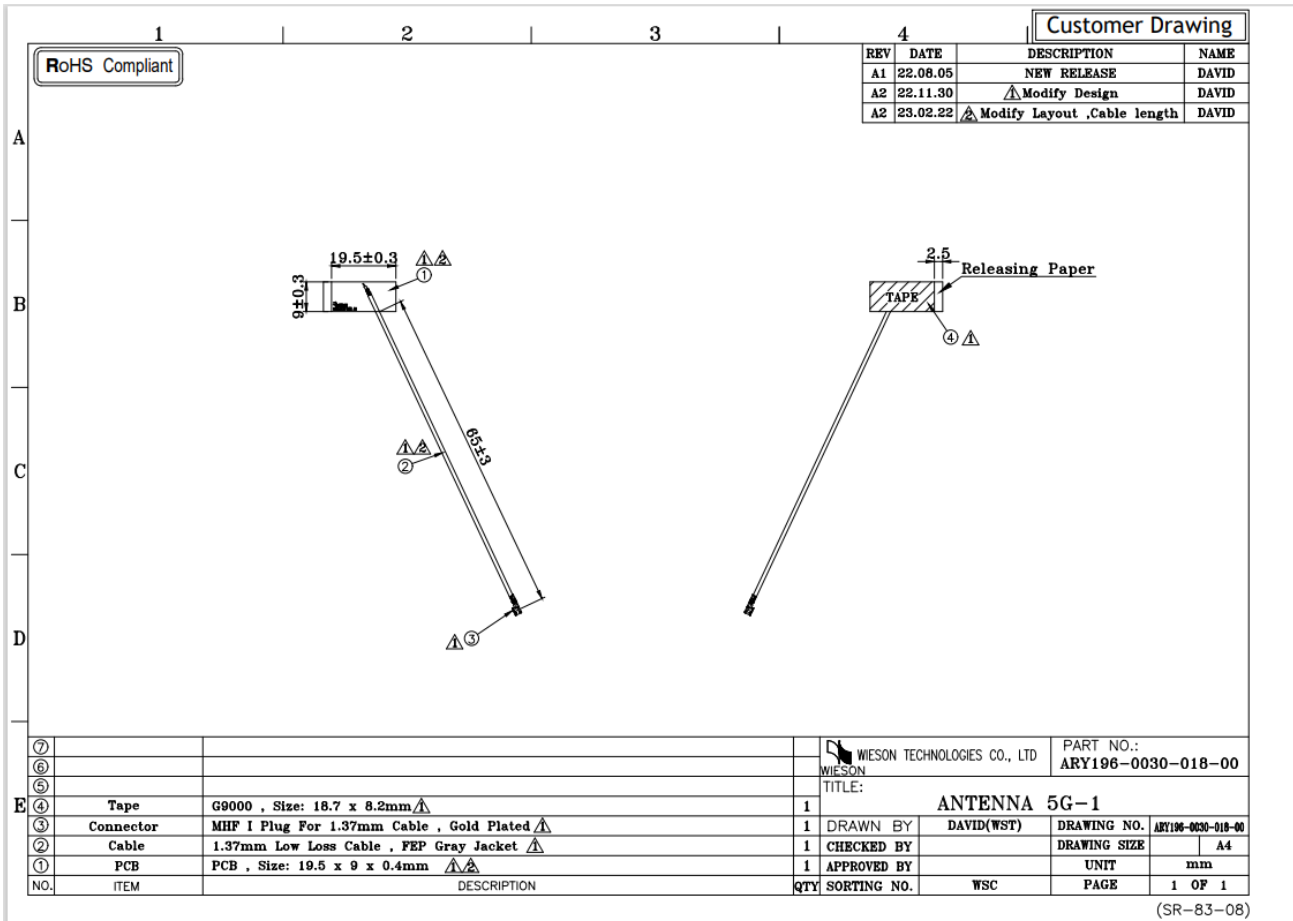


Directional Gain

Directional Gain=

$$10 \log \left[\frac{\left(10^{\frac{G1}{20}} + 10^{\frac{G2}{20}} + \dots + 10^{\frac{Gn}{20}} \right)^2}{N_{ant}} \right] dBi$$

Category	Peak Gain(dBi)	Directional Gain (dBi)
Wi-Fi 5G	5G-0: 2.69 5G-1: 2.47 5G-2: 2.4	7.92



Customer Drawing

REV	DATE	DESCRIPTION	NAME
A1	22.08.05	NEW RELEASE	DAVID
A2	22.11.30	Modify Design	DAVID
A2	23.02.22	Modify Layout ,Cable length	DAVID

RoHS Compliant

⑦								
⑥								
⑤								
④	Tape	G9000 , Size: 18.7 x 8.2mm	1					
③	Connector	MHF I Plug For 1.37mm Cable , Gold Plated	1	DRAWN BY	DAVID(WST)	DRAWING NO.	ARY196-0030-018-00	
②	Cable	1.37mm Low Loss Cable , FEP Gray Jacket	1	CHECKED BY		DRAWING SIZE	A4	
①	PCB	PCB , Size: 19.5 x 9 x 0.4mm	1	APPROVED BY		UNIT	mm	
NO.	ITEM	DESCRIPTION	QTY	SORTING NO.	WSC	PAGE	1 OF 1	

(SR-83-08)

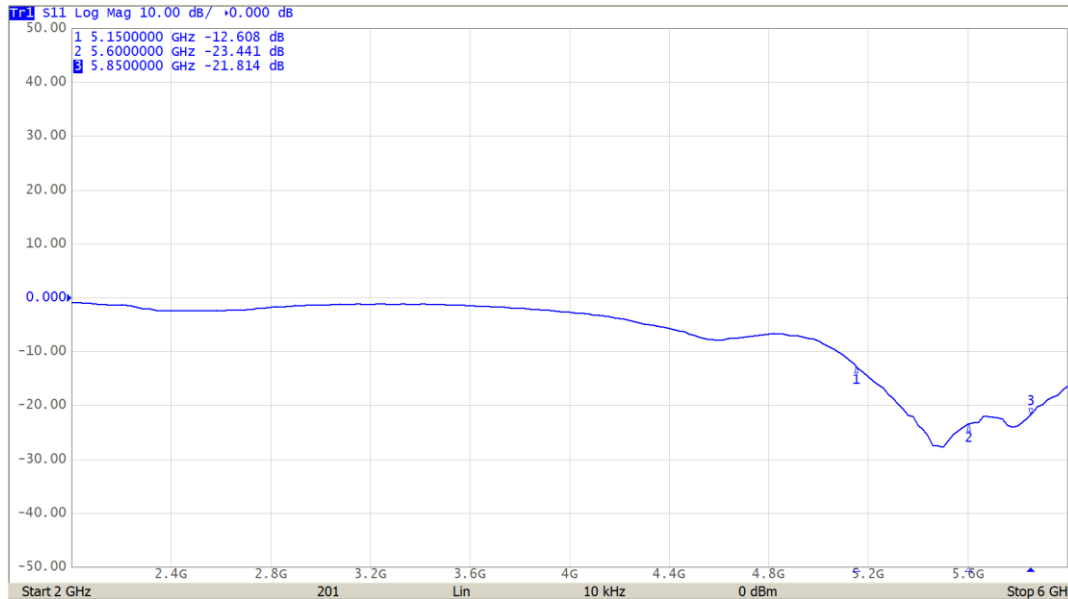
Antenna specification

5G-1

5G-1	
Item	Specification
Antenna Type	Short Dipole
Operating Frequency(GHz)	5.15-5.850
Bandwidth	700MHz (Min.)
Return Loss	10dB (Min.)
Polarization	Linear
Azimuth Bandwidth	Omni-directional
Peak Gain	2.47 dBi (Max)
Impedance	50Ω
Material	PCB
Maximum Power	1W
V.S.W.R	2 : 1
Radiation	Omni directional
Efficiency	69% (Max.)
Connector	MHF
Cable type	OD:1.37
Operating Temperature	-10~60°C
Storage temp	-10~70°C

S-Parameter

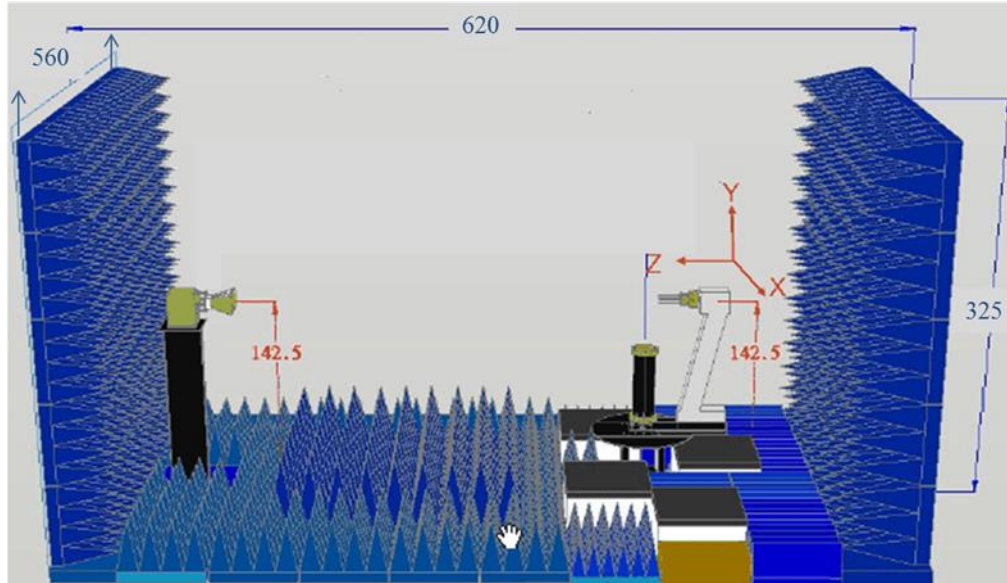
5G-1



Freq(MHz)	5150	5600	5850
S11(dB)	-12.6	-23.4	-21.8

Test & System Description

a. Test setup





Test & System Description

b. Equipment list

Device	Ttype/Model	Serial#	Manufacturer	Cal. Date	Cal. Due Date
Anechoic Chamber	FFC-600L	FFC-600L-285	wavepro	30-Apr-22	30-Apr-23
Network Analyzer	N5230A	MY45000163	Agilent Technologies	11-May-21	11-May-23
Turntable	NSI-SC-5606-3DZ	011	NSI-MI	N/A	N/A
Measurement SW	NSI 2000	SOM-SM-2000-V4	NSI-MI	N/A	N/A
Dual Polarization Vivaldi Antenna 0.6~8GHz	-	-	WavePro Inc.	30-Oct-20	30-Oct-23
Computer Monitor	HS-CM145	0410006420	CCTVINDIA	30-Aug-20	30-Aug-23
Industrial PC	IPC-610BP		Advantech Co., Ltd	30-Aug-20	30-Aug-23
Standard Beam Controller (SBC)	NSI-RF-5918	070	NSI-MI	30-Oct-20	30-Oct-23
Antenna Range Controller (ARC)	NSI-SC-5911-4	0335	NSI-MI	30-Oct-20	30-Oct-23
RF Cable 240in 22GHz	UFA210C-1-2400-300300	MFR 64639 207908-005	Carlisle Interconnect Tech.	30-Aug-20	30-Aug-23
RF Cable 240in 22GHz	UFA210C-1-2400-300300	MFR 64639 209026-013	Carlisle Interconnect Tech.	30-Aug-20	30-Aug-23
RF Cable 60cm 26.5GHz	EC-A5-60-1678	Z0066	E-INSTRUMENT TECH LTD.	30-Aug-20	30-Aug-23

chamber measurement photo



3D Gain Total

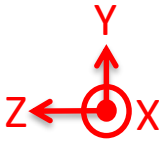
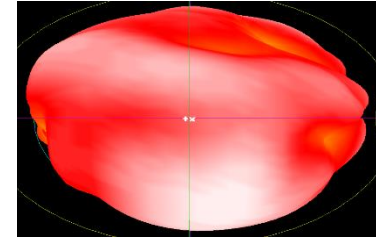
5G-1

Freq(GHz)	Peak Gain(dBi)	3D-avg Gain(dBi)	Efficiency(%)
5.15	2.3	-1.76	67
5.25	2.42	-1.63	69
5.35	2.29	-1.81	66
5.47	2.09	-2.18	61
5.6	2.4	-1.95	64
5.725	2.26	-1.85	65
5.785	2.47	-1.67	68
5.85	2.11	-1.85	65

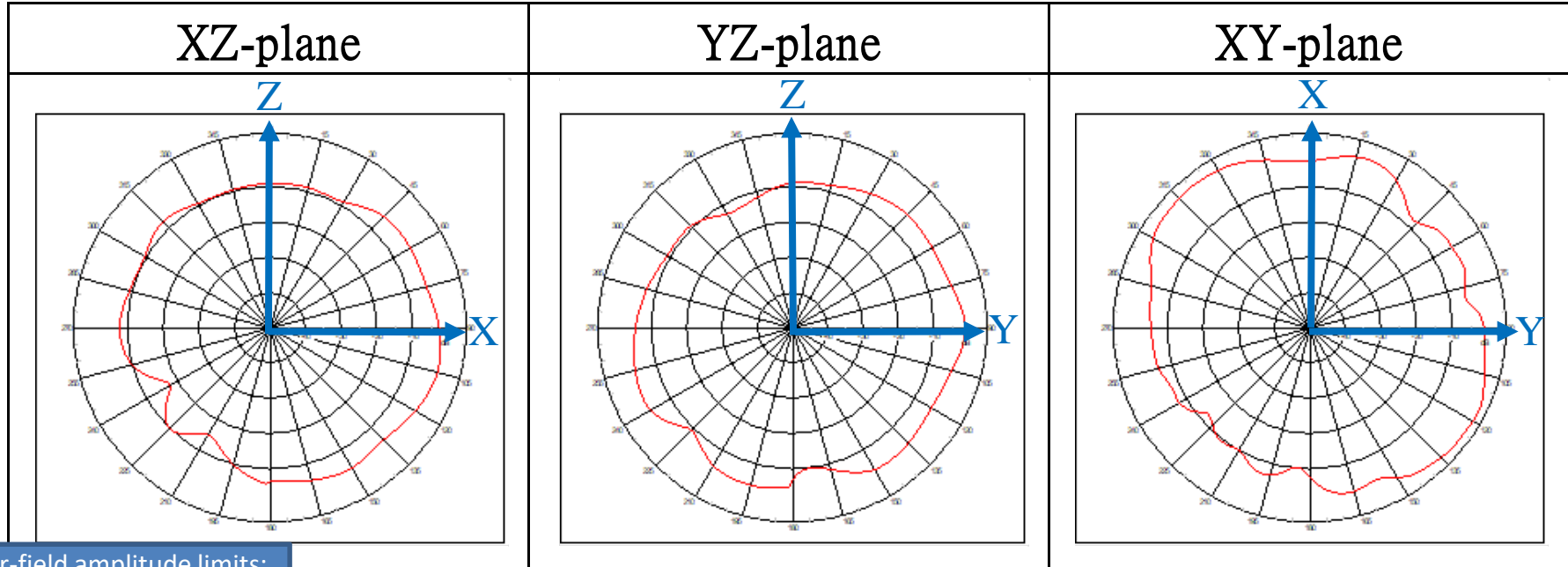
Antenna Pattern

5G-1

Frequency : 5600MHz



Freq(GHz)	Peak Gain(dBi)	3D-avg Gain(dBi)	Efficiency(%)
5.6	2.4	-1.95	64



Far-field amplitude limits:

Max: 5dB

min: -50dB



Amigo M30 (5G-2) **ARY196-0030-017-00**

Only Antenna

5GHz (Peak Gain:2.4dBi)

S/N:2022.11.30 REV.01

Engineer :Betty

Report date : 2023/03/06 REV.11



Directional Gain

Directional Gain=

$$10 \log \left[\frac{\left(10^{\frac{G1}{20}} + 10^{\frac{G2}{20}} + \dots + 10^{\frac{Gn}{20}} \right)^2}{N_{ant}} \right] dBi$$

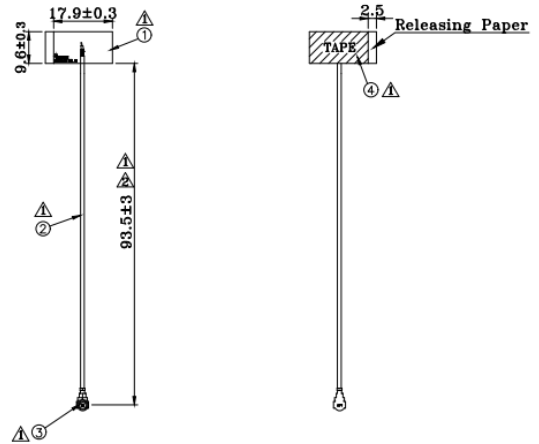
Category	Peak Gain(dBi)	Directional Gain (dBi)
Wi-Fi 5G	5G-0: 2.69 5G-1: 2.47 5G-2: 2.4	7.92

Customer Drawing

RoHS Compliant

REV	DATE	DESCRIPTION	NAME
A1	22.08.05	NEW RELEASE	DAVID
A2	22.11.30	⚠️ Modify Design	DAVID
A3	22.12.13	⚠️ Modify Cable length	DAVID

A
B
C
D



⑦								
⑥								
⑤								
④	Tape	G9000 , Size: 17.1 x 8.8mm ⚠️	1					
③	Connector	MHF I Plug For 1.37mm Cable , Gold Plated ⚠️	1	DRAWN BY	DAVID(WST)	DRAWING NO.	ARY196-0030-017-00	
②	Cable	1.37mm Low Loss Cable , FEP White Jacket ⚠️	1	CHECKED BY		DRAWING SIZE	A4	
①	PCB	PCB , Size: 17.9 x 9.6 x 0.4mm ⚠️	1	APPROVED BY		UNIT	mm	
NO.	ITEM	DESCRIPTION	QTY	SORTING NO.	WSC	PAGE	1 OF 1	

WIESON TECHNOLOGIES CO., LTD PART NO.: ARY196-0030-017-00
WIESON TITLE:

ANTENNA 5G-2

(SR-83-08)

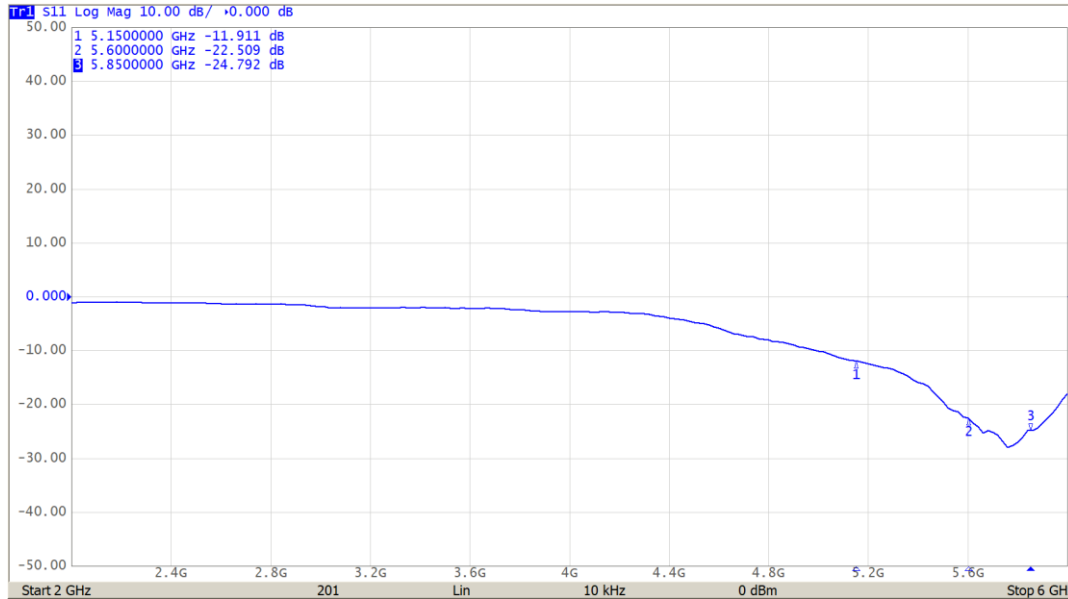
Antenna specification

5G-2

5G-2	
Item	Specification
Antenna Type	Short Dipole
Operating Frequency(GHz)	5.15-5.850
Bandwidth	700MHz (Min.)
Return Loss	10dB (Min.)
Polarization	Linear
Azimuth Bandwidth	Omni-directional
Peak Gain	2.4 dBi (Max)
Impedance	50Ω
Material	PCB
Maximum Power	1W
V.S.W.R	2 : 1
Radiation	Omni directional
Efficiency	70% (Max.)
Connector	MHF
Cable type	OD:1.37
Operating Temperature	-10~60°C
Storage temp	-10~70°C

S-Parameter

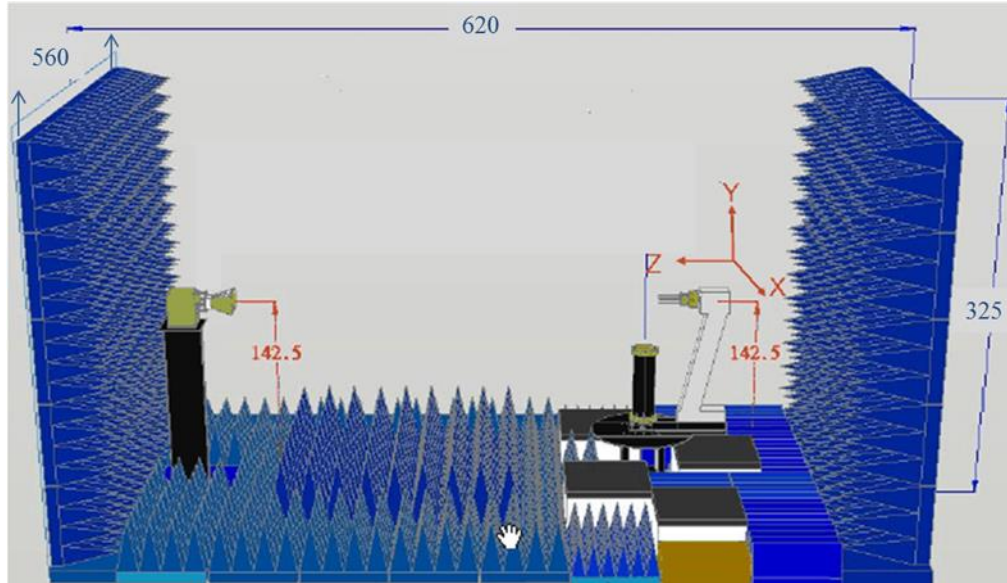
5G-2



Freq(MHz)	5150	5600	5850
S11(dB)	-11.9	-22.5	-24.8

Test & System Description

a. Test setup




Test & System Description

b. Equipment list

Device	Ttype/Model	Serial#	Manufacturer	Cal. Date	Cal. Due Date
Anechoic Chamber	FFC-600L	FFC-600L-285	wavepro	30-Apr-22	30-Apr-23
Network Anylyzer	N5230A	MY45000163	Agilent Technologies	11-May-21	11-May-23
Turntable	NSI-SC-5606-3DZ	011	NSI-MI	N/A	N/A
Measurement SW	NSI 2000	SOM-SM-2000-V4	NSI-MI	N/A	N/A
Dual Polarization Vivaldi Antenna 0.6~8GHz	-	-	WavePro Inc.	30-Oct-20	30-Oct-23
Computer Monitor	HS-CM145	0410006420	CCTVINDIA	30-Aug-20	30-Aug-23
Industrial PC	IPC-610BP		Advantech Co., Ltd	30-Aug-20	30-Aug-23
Standard Beam Controller (SBC)	NSI-RF-5918	070	NSI-MI	30-Oct-20	30-Oct-23
Antenna Range Controller (ARC)	NSI-SC-5911-4	0335	NSI-MI	30-Oct-20	30-Oct-23
RF Cable 240in 22GHz	UFA210C-1-2400-300300	MFR 64639 207908-005	Carlisle Interconnect Tech.	30-Aug-20	30-Aug-23
RF Cable 240in 22GHz	UFA210C-1-2400-300300	MFR 64639 209026-013	Carlisle Interconnect Tech.	30-Aug-20	30-Aug-23
RF Cable 60cm 26.5GHz	EC-A5-60-1678	Z0066	E-INSTUMENT TECH LTD.	30-Aug-20	30-Aug-23

chamber measurement photo



3D Gain Total

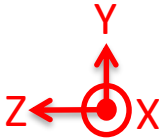
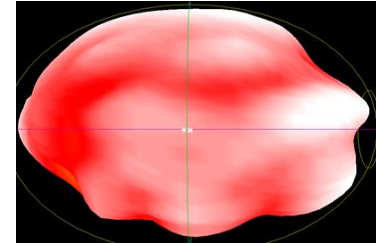
5G-2

Freq(GHz)	Peak Gain(dBi)	3D-avg Gain(dBi)	Efficiency(%)
5.15	2.07	-1.56	70
5.25	2.12	-1.84	65
5.35	2.2	-1.79	66
5.47	2.02	-1.85	65
5.6	2.32	-1.81	66
5.725	2.16	-1.8	66
5.785	2.39	-1.63	69
5.85	2.4	-1.84	65

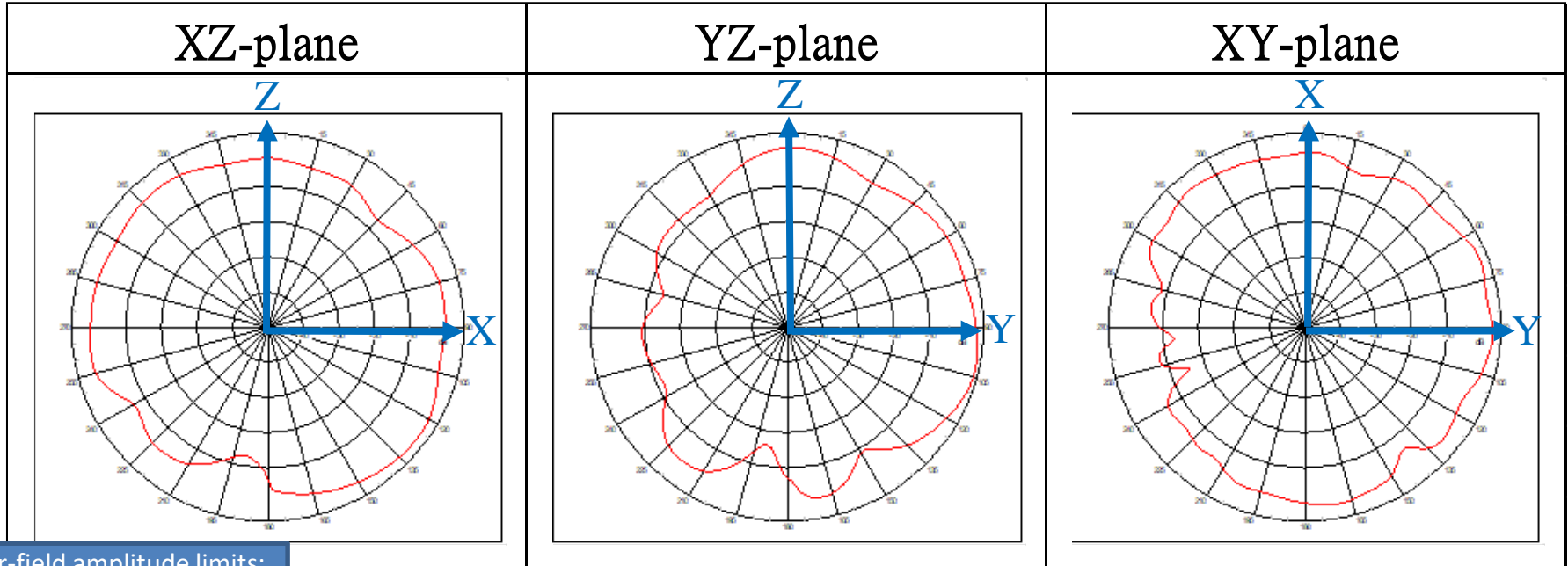
Antenna Pattern

5G-2

Frequency : 5600MHz



Freq(GHz)	Peak Gain(dBi)	3D-avg Gain(dBi)	Efficiency(%)
5.6	2.32	-1.81	66



Far-field amplitude limits:

Max: 5dB

min: -50dB



創造完美連結

MAKING THE PERFECT CONNECTION

www.wieson.com