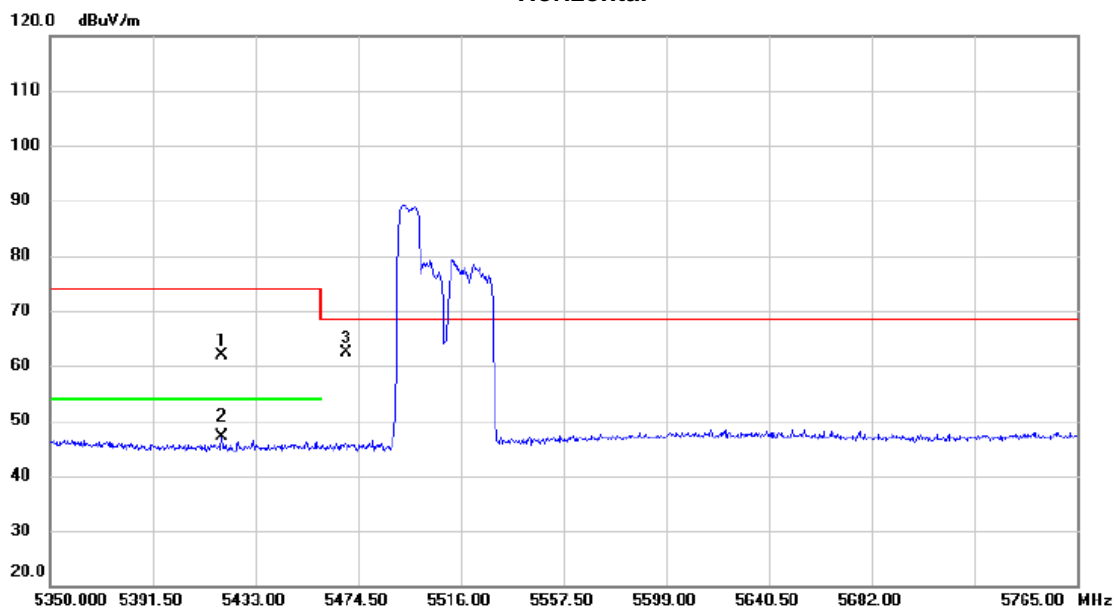


Orthogonal Axis	X		
Test Mode	UNII-2C_TX AX (HE40) Mode 5510 MHz	RU configuration	106/53

Horizontal



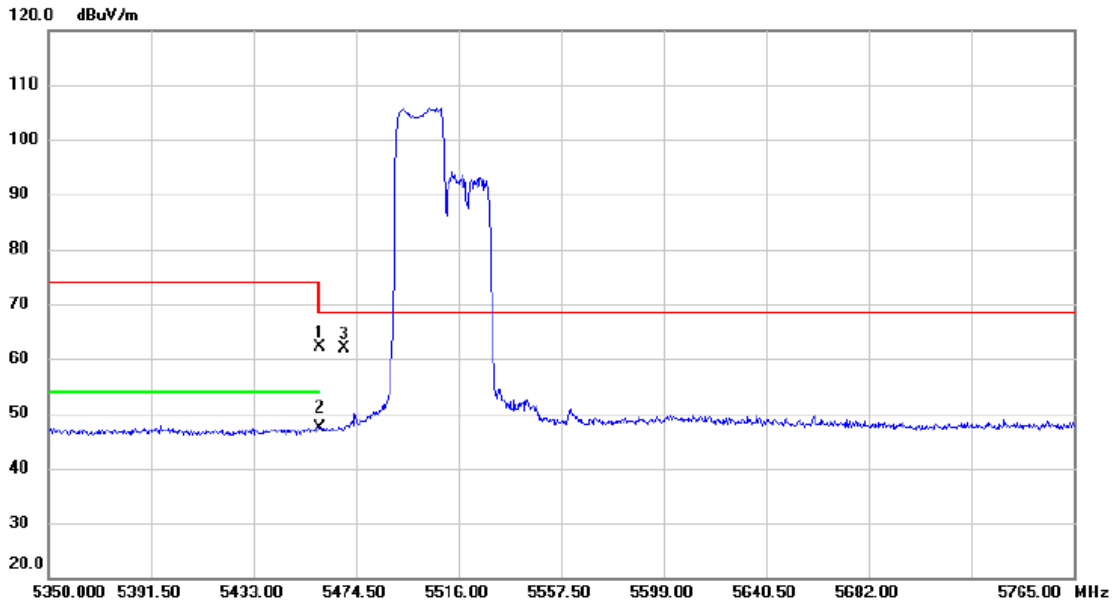
No.	Mk.	Freq. MHz	Reading Level dBuV	Correct Factor dB	Measure- ment dBuV/m	Limit dBuV/m	Margin dB	Detector	Comment
1		5419.305	22.52	39.41	61.93	74.00	-12.07	peak	
2		5419.305	7.60	39.41	47.01	54.00	-6.99	AVG	
3	*	5470.000	22.83	39.47	62.30	68.30	-6.00	peak	

REMARKS:

- (1) Measurement Value = Reading Level + Correct Factor.
- (2) Margin Level = Measurement Value - Limit Value.

Orthogonal Axis	X		
Test Mode	UNII-2C_TX AX (HE40) Mode 5510 MHz	RU configuration	242/61

Vertical



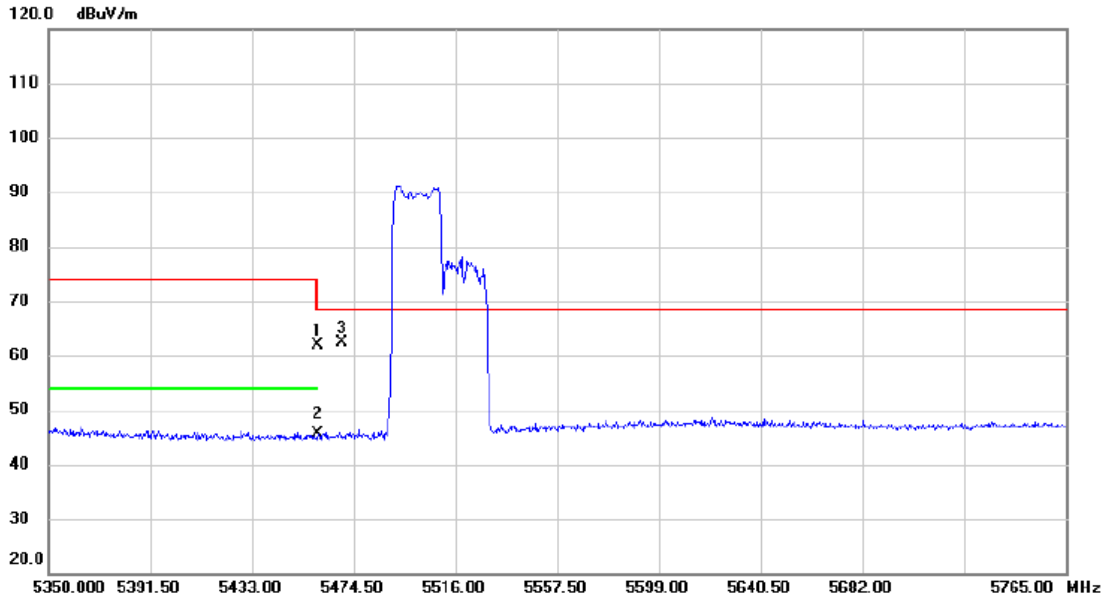
No.	Mk.	Freq. MHz	Reading Level dBuV	Correct Factor dB	Measure- ment dBuV/m	Limit dBuV/m	Margin dB	Detector	Comment
1		5460.000	22.56	39.46	62.02	74.00	-11.98	peak	
2		5460.000	7.96	39.46	47.42	54.00	-6.58	AVG	
3	*	5470.000	22.51	39.47	61.98	68.30	-6.32	peak	

REMARKS:

- (1) Measurement Value = Reading Level + Correct Factor.
- (2) Margin Level = Measurement Value - Limit Value.

Orthogonal Axis	X		
Test Mode	UNII-2C_TX AX (HE40) Mode 5510 MHz	RU configuration	242/61

Horizontal



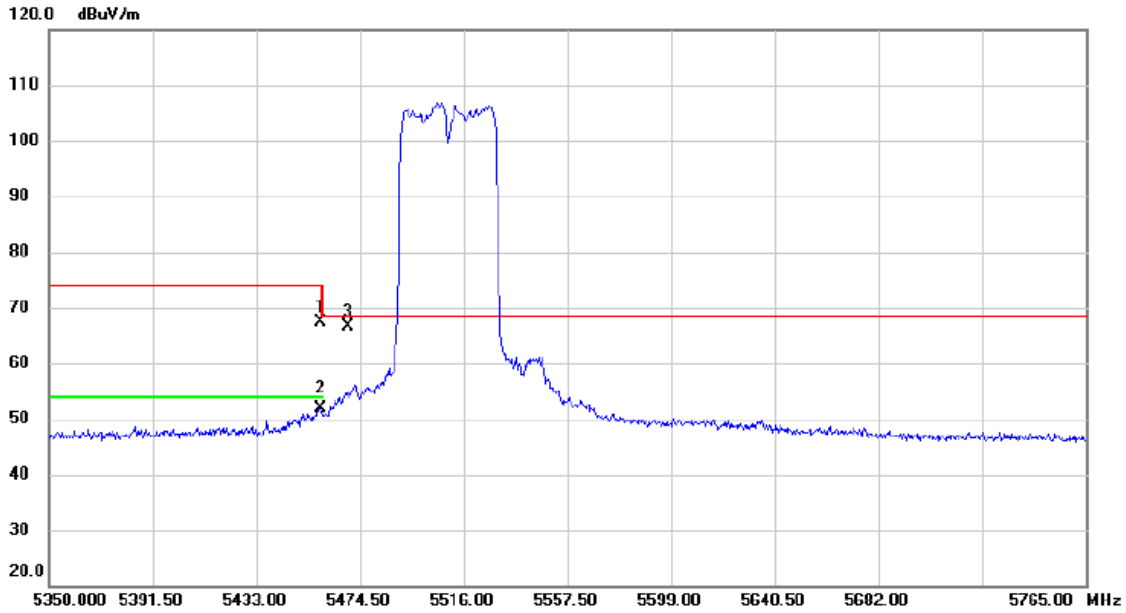
No.	Mk.	Freq. MHz	Reading Level dBuV	Correct Factor dB	Measure- ment dBuV/m	Limit dBuV/m	Margin dB	Detector	Comment
1		5460.000	22.47	39.46	61.93	74.00	-12.07	peak	
2		5460.000	6.28	39.46	45.74	54.00	-8.26	AVG	
3	*	5470.000	22.86	39.47	62.33	68.30	-5.97	peak	

REMARKS:

- (1) Measurement Value = Reading Level + Correct Factor.
- (2) Margin Level = Measurement Value - Limit Value.

Orthogonal Axis	X		
Test Mode	UNII-2C_TX AX (HE40) Mode 5510 MHz	RU configuration	484/65

Vertical

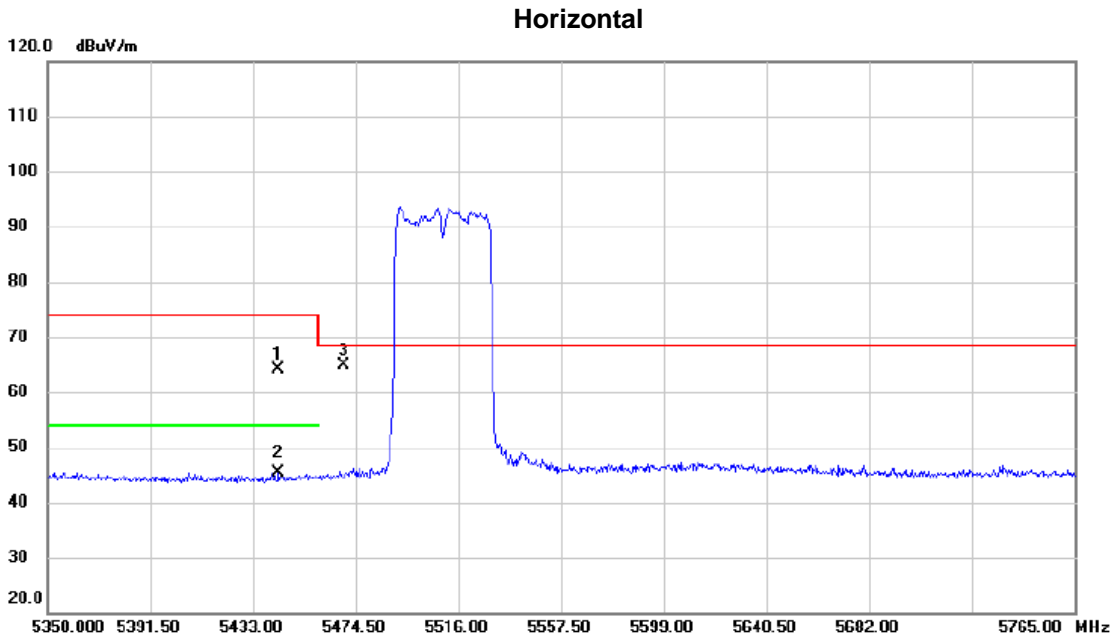


No.	Mk.	Freq. MHz	Reading Level dBuV	Correct Factor dB	Measure- ment dBuV/m	Limit dBuV/m	Margin dB	Detector	Comment
1		5458.523	27.94	39.46	67.40	74.00	-6.60	peak	
2		5458.523	12.49	39.46	51.95	54.00	-2.05	AVG	
3	*	5470.000	27.16	39.47	66.63	68.30	-1.67	peak	

REMARKS:

- (1) Measurement Value = Reading Level + Correct Factor.
- (2) Margin Level = Measurement Value - Limit Value.

Orthogonal Axis	X		
Test Mode	UNII-2C_TX AX (HE40) Mode 5510 MHz	RU configuration	484/65

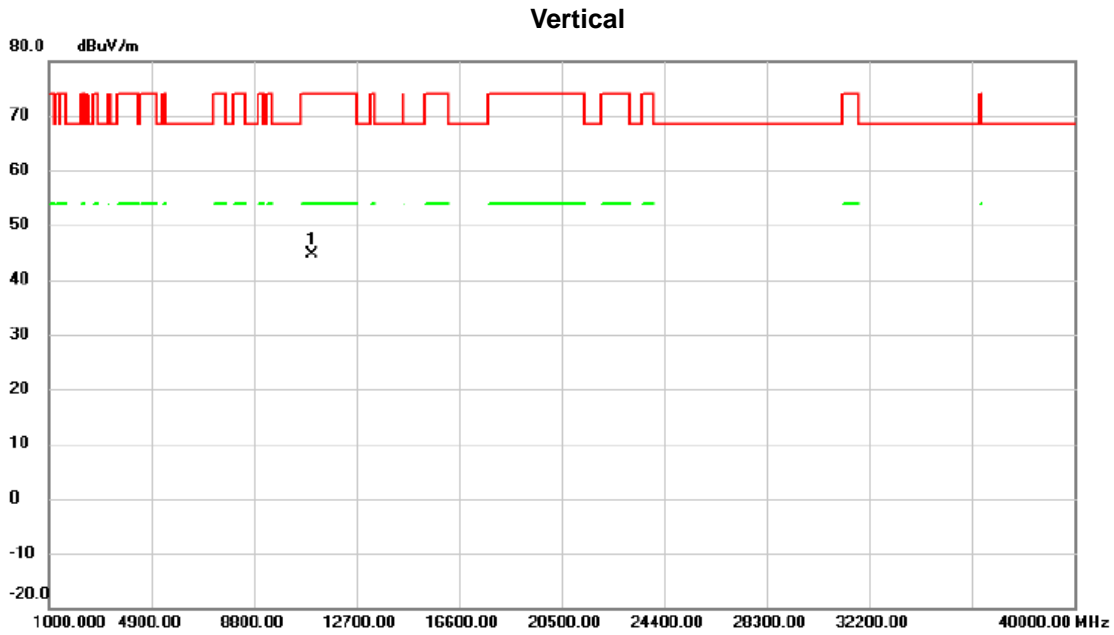


No.	Mk.	Freq. MHz	Reading Level dBuV	Correct Factor dB	Measure- ment dBuV/m	Limit dBuV/m	Margin dB	Detector	Comment
1		5443.375	24.65	39.44	64.09	74.00	-9.91	peak	
2		5443.375	5.94	39.44	45.38	54.00	-8.62	AVG	
3	*	5470.000	25.38	39.47	64.85	68.30	-3.45	peak	

REMARKS:

- (1) Measurement Value = Reading Level + Correct Factor.
- (2) Margin Level = Measurement Value - Limit Value.

Orthogonal Axis	X		
Test Mode	UNII-2C_TX AX (HE40) Mode 5510 MHz	RU configuration	484/65

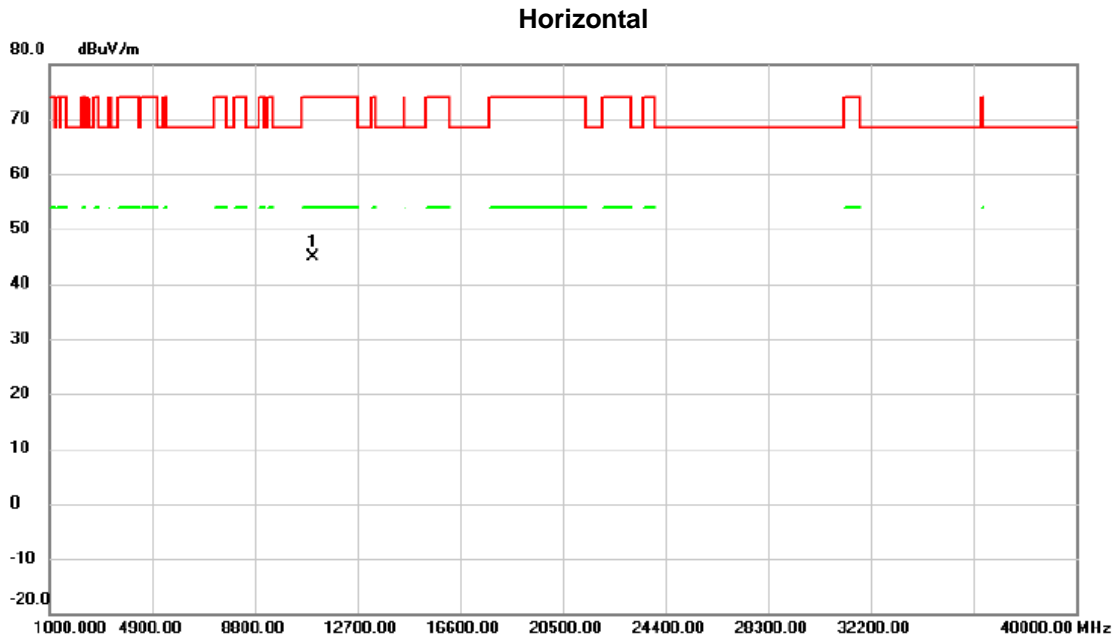


No.	Mk.	Freq. MHz	Reading Level dBuV	Correct Factor dB	Measure- ment dBuV/m	Limit dBuV/m	Margin dB	Detector	Comment
1	*	11020.00	43.57	1.02	44.59	74.00	-29.41	peak	

REMARKS:

- (1) Measurement Value = Reading Level + Correct Factor.
- (2) Margin Level = Measurement Value - Limit Value.

Orthogonal Axis	X		
Test Mode	UNII-2C_TX AX (HE40) Mode 5510 MHz	RU configuration	484/65

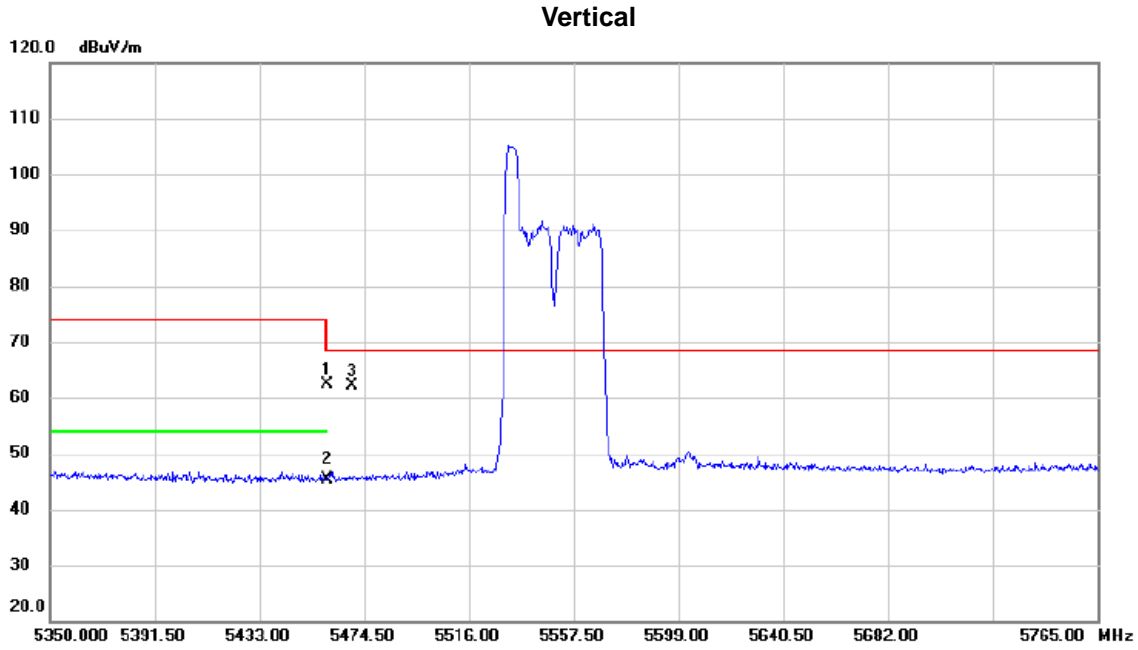


No.	Mk.	Freq.	Reading Level	Correct Factor	Measurement	Limit	Margin	Detector	Comment
		MHz	dBuV	dB	dBuV/m	dBuV/m	dB		
1	*	11020.00	43.77	1.02	44.79	74.00	-29.21	peak	

REMARKS:

- (1) Measurement Value = Reading Level + Correct Factor.
- (2) Margin Level = Measurement Value - Limit Value.

Orthogonal Axis	X		
Test Mode	UNII-2C_TX AX (HE40) Mode 5550 MHz	RU configuration	52/37

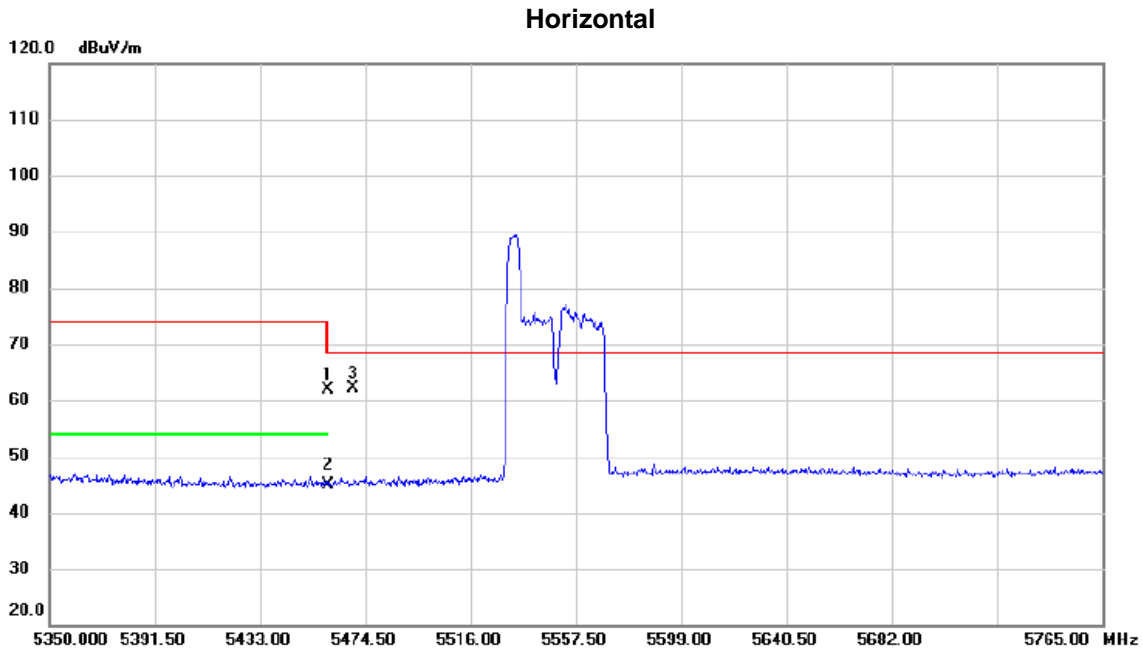


No.	Mk.	Freq. MHz	Reading Level dBuV	Correct Factor dB	Measure- ment dBuV/m	Limit dBuV/m	Margin dB	Detector	Comment
1		5460.000	22.88	39.46	62.34	74.00	-11.66	peak	
2		5460.000	5.84	39.46	45.30	54.00	-8.70	AVG	
3	*	5470.000	22.73	39.47	62.20	68.30	-6.10	peak	

REMARKS:

- (1) Measurement Value = Reading Level + Correct Factor.
- (2) Margin Level = Measurement Value - Limit Value.

Orthogonal Axis	X		
Test Mode	UNII-2C_TX AX (HE40) Mode 5550 MHz	RU configuration	52/37



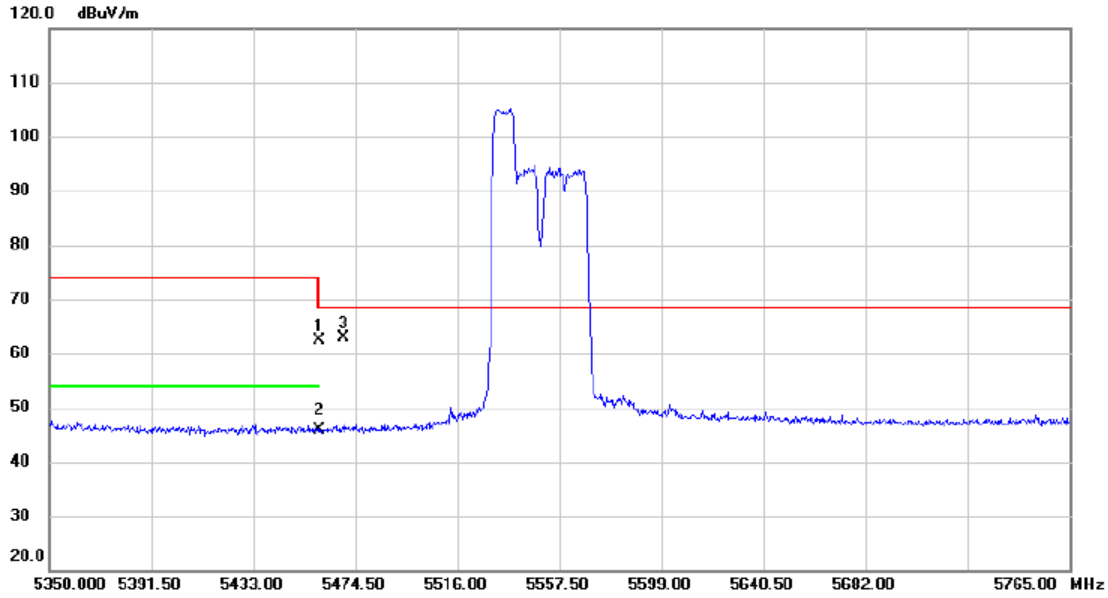
No.	Mk.	Freq. MHz	Reading Level dBuV	Correct Factor dB	Measure- ment dBuV/m	Limit dBuV/m	Margin dB	Detector	Comment
1		5460.000	22.48	39.46	61.94	74.00	-12.06	peak	
2		5460.000	5.39	39.46	44.85	54.00	-9.15	AVG	
3	*	5470.000	22.62	39.47	62.09	68.30	-6.21	peak	

REMARKS:

- (1) Measurement Value = Reading Level + Correct Factor.
- (2) Margin Level = Measurement Value - Limit Value.

Orthogonal Axis	X		
Test Mode	UNII-2C_TX AX (HE40) Mode 5550 MHz	RU configuration	106/53

Vertical



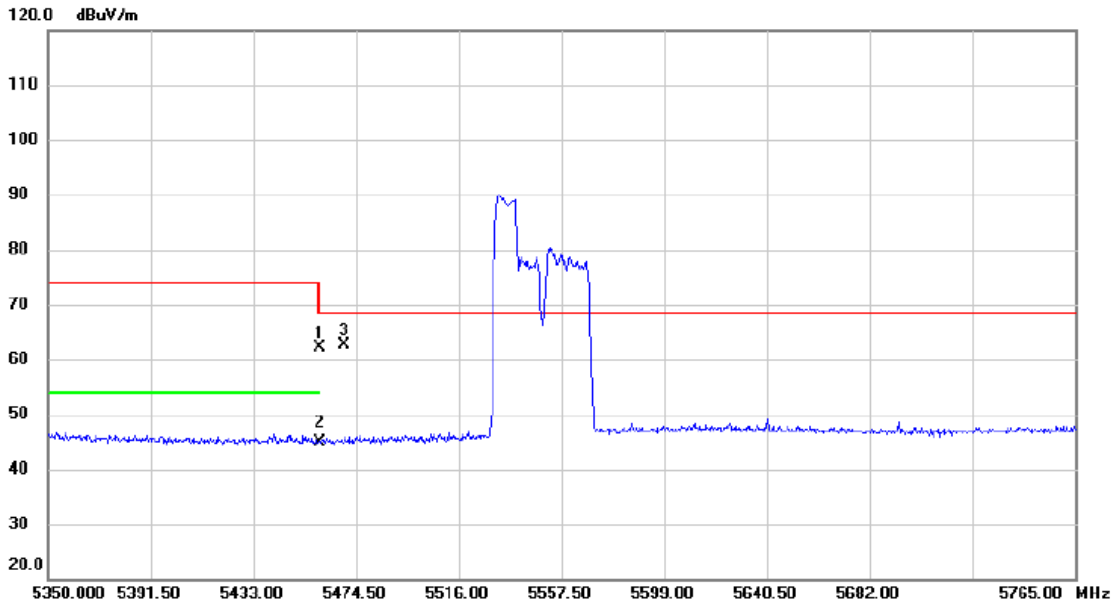
No.	Mk.	Freq. MHz	Reading Level dBuV	Correct Factor dB	Measure- ment dBuV/m	Limit dBuV/m	Margin dB	Detector	Comment
1		5460.000	22.87	39.46	62.33	74.00	-11.67	peak	
2		5460.000	6.46	39.46	45.92	54.00	-8.08	AVG	
3	*	5470.000	23.43	39.47	62.90	68.30	-5.40	peak	

REMARKS:

- (1) Measurement Value = Reading Level + Correct Factor.
- (2) Margin Level = Measurement Value - Limit Value.

Orthogonal Axis	X		
Test Mode	UNII-2C_TX AX (HE40) Mode 5550 MHz	RU configuration	106/53

Horizontal



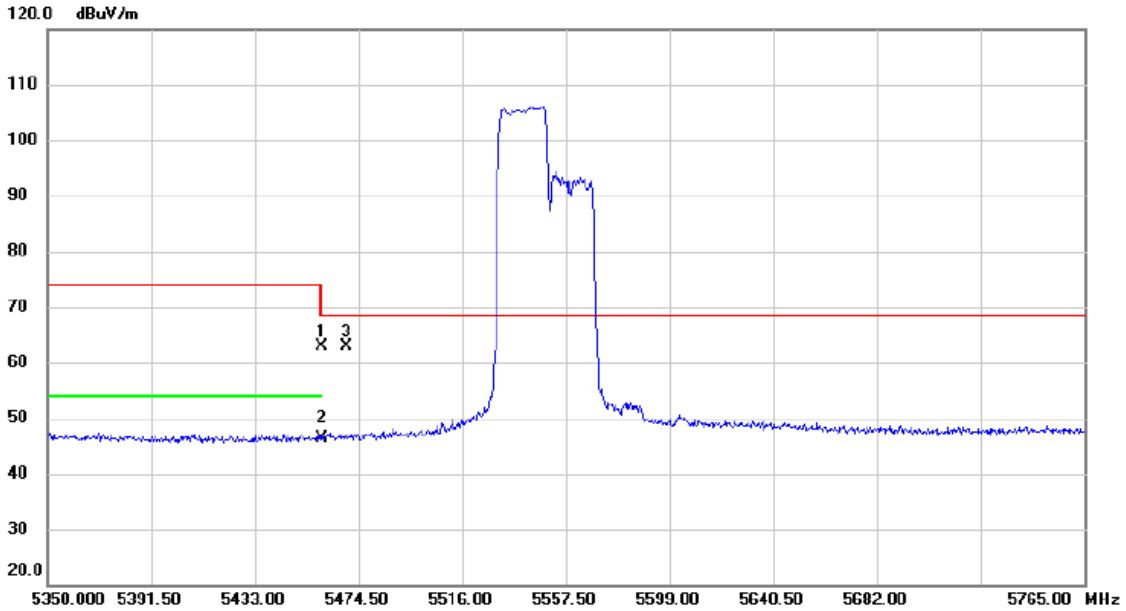
No.	Mk.	Freq. MHz	Reading Level dBuV	Correct Factor dB	Measure- ment dBuV/m	Limit dBuV/m	Margin dB	Detector	Comment
1		5460.000	22.77	39.46	62.23	74.00	-11.77	peak	
2		5460.000	5.30	39.46	44.76	54.00	-9.24	AVG	
3	*	5470.000	23.06	39.47	62.53	68.30	-5.77	peak	

REMARKS:

- (1) Measurement Value = Reading Level + Correct Factor.
- (2) Margin Level = Measurement Value - Limit Value.

Orthogonal Axis	X		
Test Mode	UNII-2C_TX AX (HE40) Mode 5550 MHz	RU configuration	242/61

Vertical

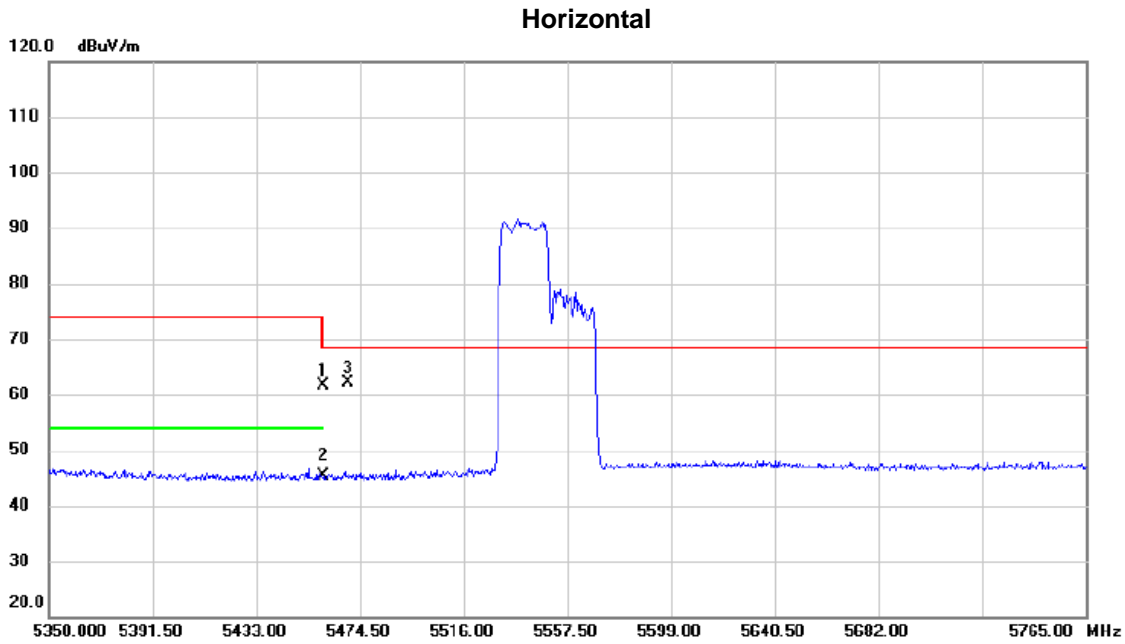


No.	Mk.	Freq. MHz	Reading Level dBuV	Correct Factor dB	Measure- ment dBuV/m	Limit dBuV/m	Margin dB	Detector	Comment
1		5460.000	23.38	39.46	62.84	74.00	-11.16	peak	
2		5460.000	6.93	39.46	46.39	54.00	-7.61	AVG	
3	*	5470.000	23.51	39.47	62.98	68.30	-5.32	peak	

REMARKS:

- (1) Measurement Value = Reading Level + Correct Factor.
- (2) Margin Level = Measurement Value - Limit Value.

Orthogonal Axis	X		
Test Mode	UNII-2C_TX AX (HE40) Mode 5550 MHz	RU configuration	242/61

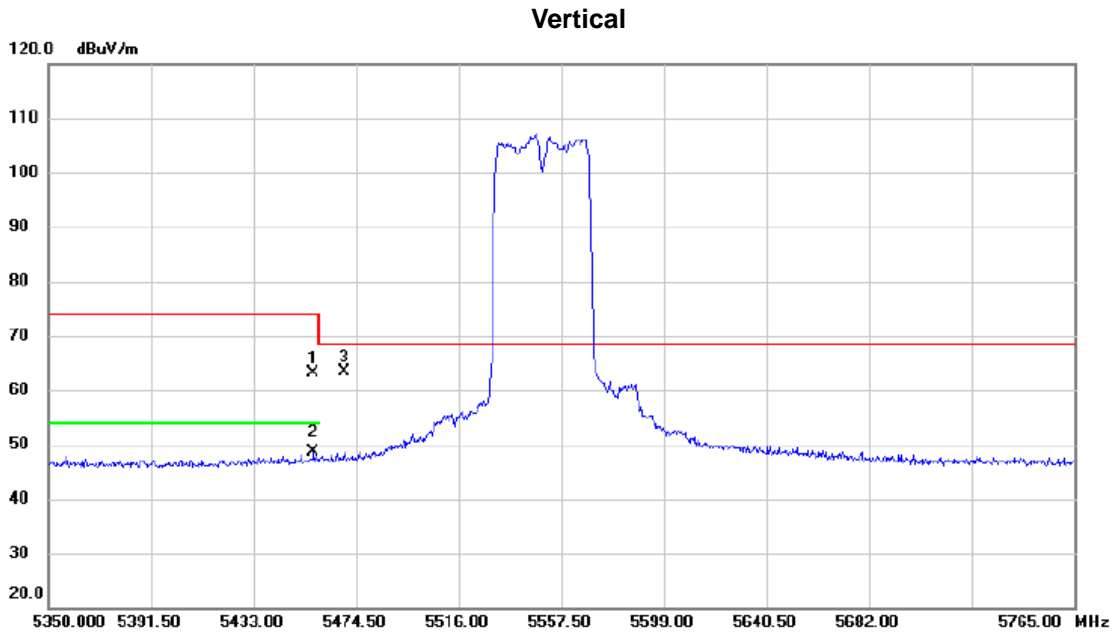


No.	Mk.	Freq. MHz	Reading Level dBuV	Correct Factor dB	Measure- ment dBuV/m	Limit dBuV/m	Margin dB	Detector	Comment
1		5460.000	22.17	39.46	61.63	74.00	-12.37	peak	
2		5460.000	5.81	39.46	45.27	54.00	-8.73	AVG	
3	*	5470.000	22.54	39.47	62.01	68.30	-6.29	peak	

REMARKS:

- (1) Measurement Value = Reading Level + Correct Factor.
- (2) Margin Level = Measurement Value - Limit Value.

Orthogonal Axis	X		
Test Mode	UNII-2C_TX AX (HE40) Mode 5550 MHz	RU configuration	484/65

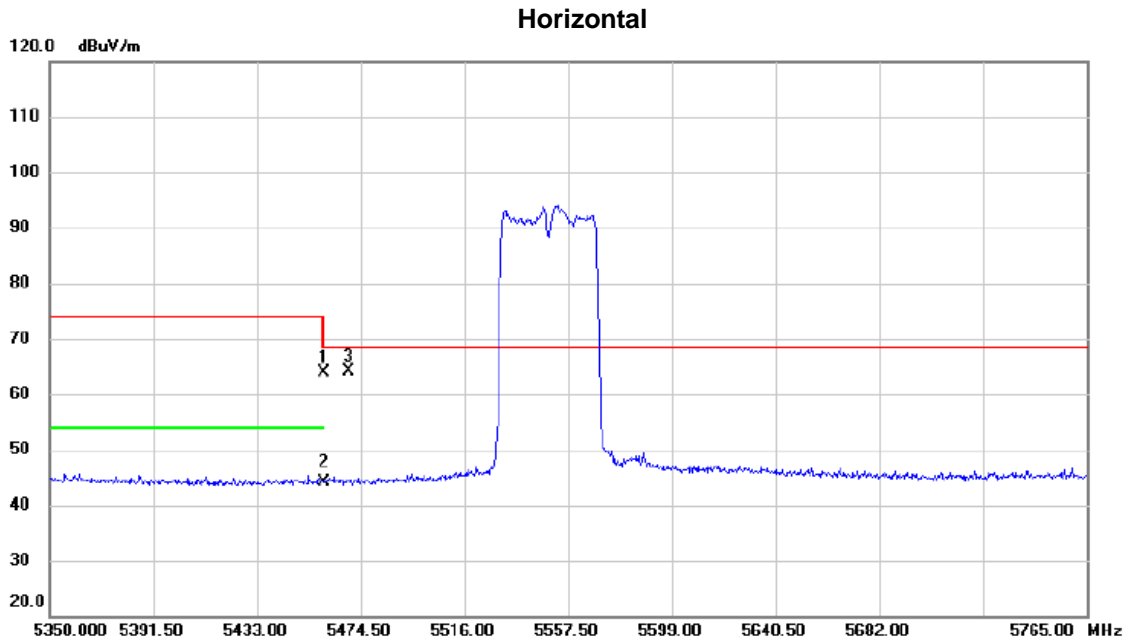


No.	Mk.	Freq. MHz	Reading Level dBuV	Correct Factor dB	Measure- ment dBuV/m	Limit dBuV/m	Margin dB	Detector	Comment
1		5457.070	23.57	39.45	63.02	74.00	-10.98	peak	
2		5457.070	9.17	39.45	48.62	54.00	-5.38	AVG	
3	*	5470.000	23.95	39.47	63.42	68.30	-4.88	peak	

REMARKS:

- (1) Measurement Value = Reading Level + Correct Factor.
- (2) Margin Level = Measurement Value - Limit Value.

Orthogonal Axis	X		
Test Mode	UNII-2C_TX AX (HE40) Mode 5550 MHz	RU configuration	484/65

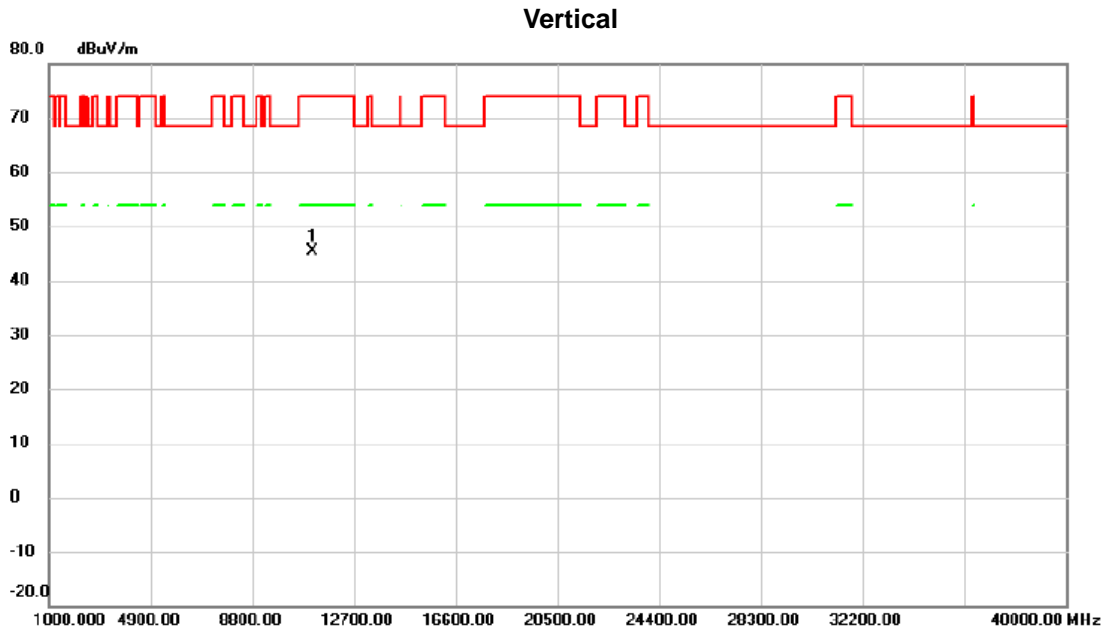


No.	Mk.	Freq. MHz	Reading Level dBuV	Correct Factor dB	Measure- ment dBuV/m	Limit dBuV/m	Margin dB	Detector	Comment
1		5460.000	24.37	39.46	63.83	74.00	-10.17	peak	
2		5460.000	4.76	39.46	44.22	54.00	-9.78	AVG	
3	*	5470.000	24.69	39.47	64.16	68.30	-4.14	peak	

REMARKS:

- (1) Measurement Value = Reading Level + Correct Factor.
- (2) Margin Level = Measurement Value - Limit Value.

Orthogonal Axis	X		
Test Mode	UNII-2C_TX AX (HE40) Mode 5550 MHz	RU configuration	484/65

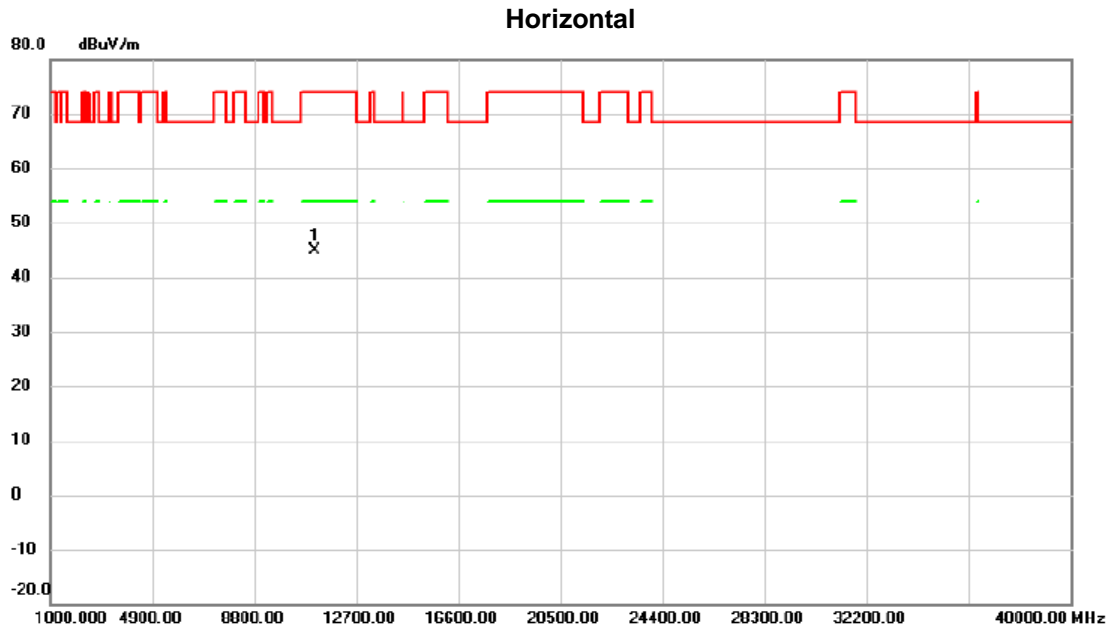


No.	Mk.	Freq. MHz	Reading Level dBuV	Correct Factor dB	Measure- ment dBuV/m	Limit dBuV/m	Margin dB	Detector	Comment
1	*	11100.00	44.53	0.93	45.46	74.00	-28.54	peak	

REMARKS:

- (1) Measurement Value = Reading Level + Correct Factor.
- (2) Margin Level = Measurement Value - Limit Value.

Orthogonal Axis	X		
Test Mode	UNII-2C_TX AX (HE40) Mode 5550 MHz	RU configuration	484/65



No.	Mk.	Freq. MHz	Reading Level dBuV	Correct Factor dB	Measure- ment dBuV/m	Limit dBuV/m	Margin dB	Detector	Comment
1	*	11100.00	44.02	0.93	44.95	74.00	-29.05	peak	

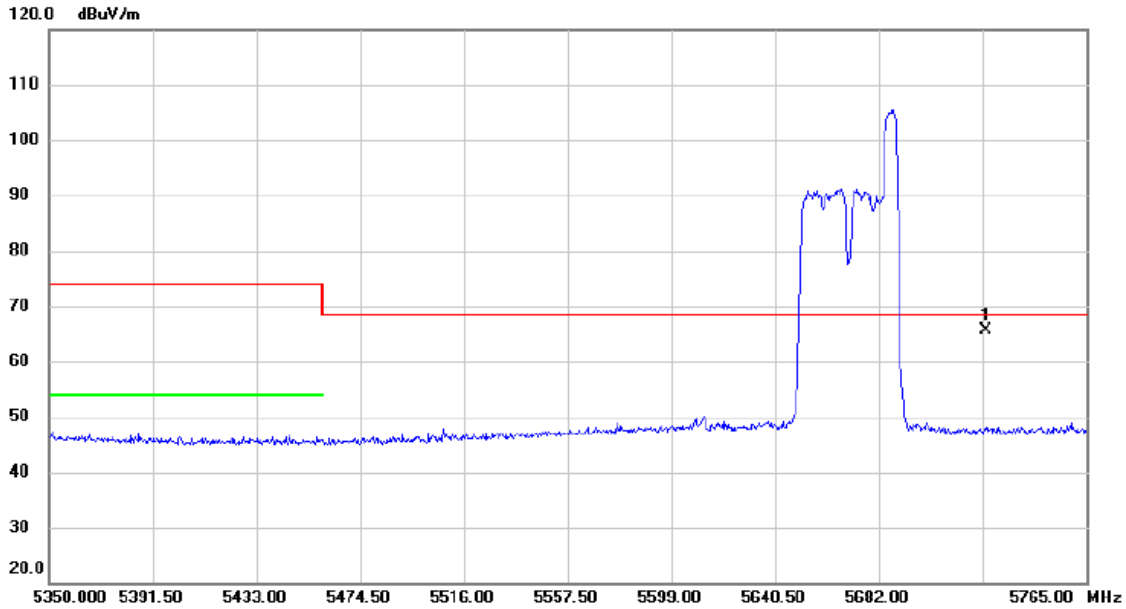
REMARKS:

(1) Measurement Value = Reading Level + Correct Factor.

(2) Margin Level = Measurement Value - Limit Value.

Orthogonal Axis	X		
Test Mode	UNII-2C_TX AX (HE40) Mode 5670 MHz	RU configuration	52/44

Vertical



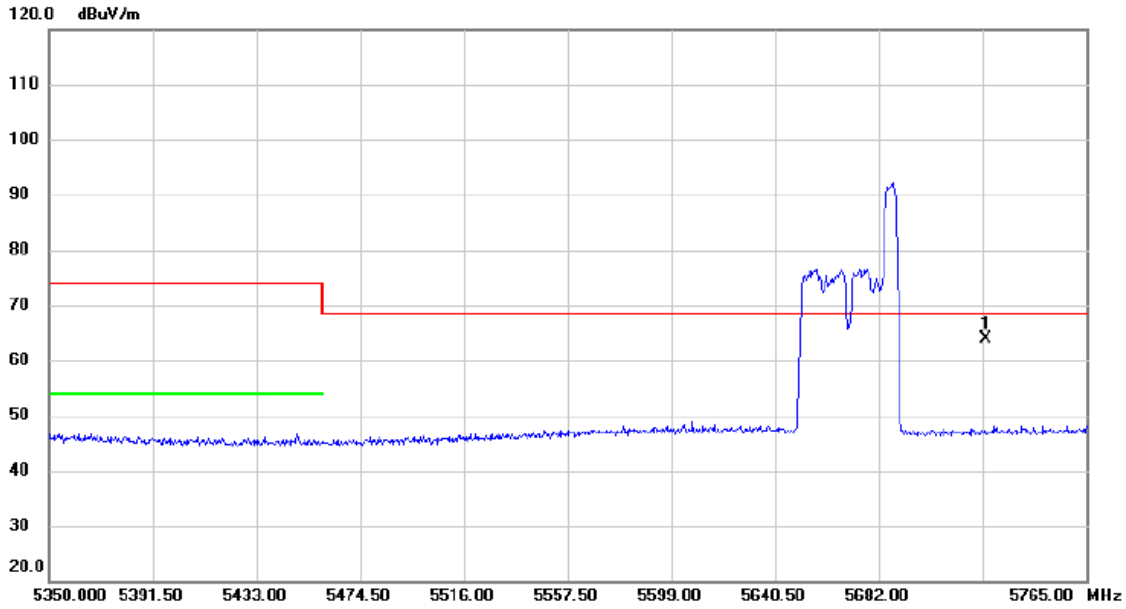
No.	Mk.	Freq.	Reading Level	Correct Factor	Measurement	Limit	Margin	Detector	Comment
		MHz	dBuV	dB	dBuV/m	dBuV/m	dB		
1	*	5725.000	25.61	40.05	65.66	68.30	-2.64	peak	

REMARKS:

- (1) Measurement Value = Reading Level + Correct Factor.
- (2) Margin Level = Measurement Value - Limit Value.

Orthogonal Axis	X		
Test Mode	UNII-2C_TX AX (HE40) Mode 5670 MHz	RU configuration	52/44

Horizontal



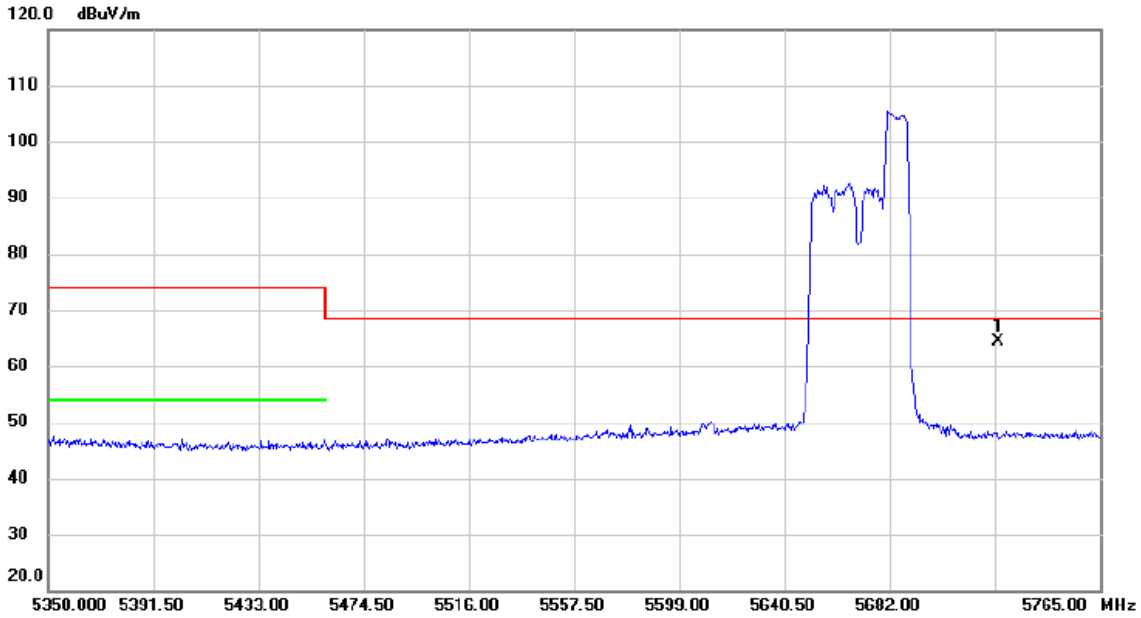
No.	Mk.	Freq.	Reading Level	Correct Factor	Measurement	Limit	Margin	Detector	Comment
		MHz	dBuV	dB	dBuV/m	dBuV/m	dB		
1	*	5725.000	23.95	40.05	64.00	68.30	-4.30	peak	

REMARKS:

- (1) Measurement Value = Reading Level + Correct Factor.
- (2) Margin Level = Measurement Value - Limit Value.

Orthogonal Axis	X		
Test Mode	UNII-2C_TX AX (HE40) Mode 5670 MHz	RU configuration	106/56

Vertical



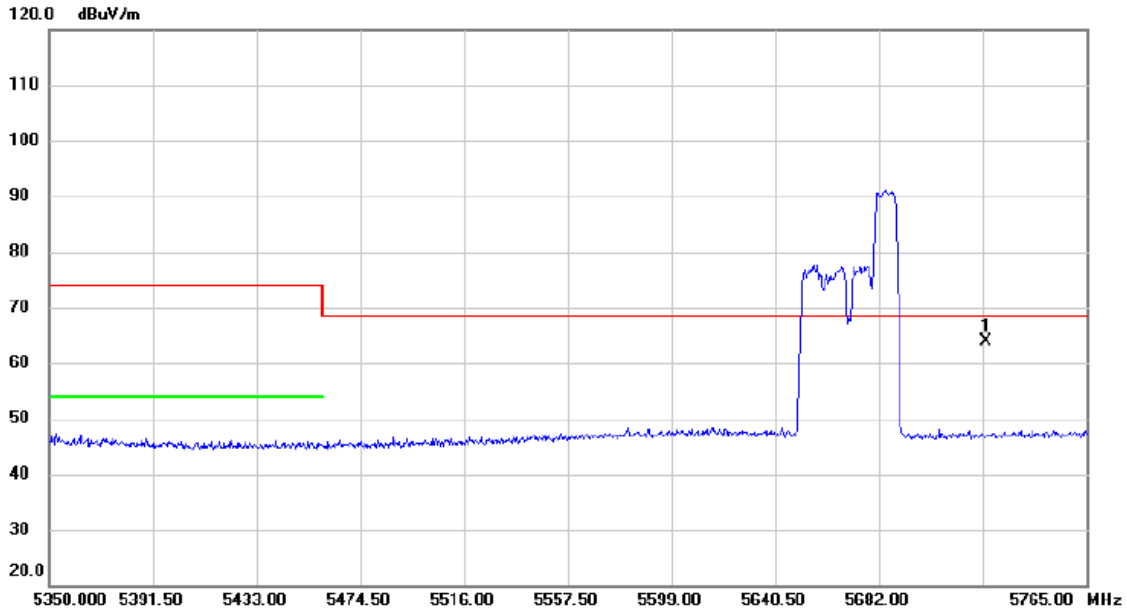
No.	Mk.	Freq. MHz	Reading Level dBuV	Correct Factor dB	Measure- ment dBuV/m	Limit dBuV/m	Margin dB	Detector	Comment
1	*	5725.000	24.42	40.05	64.47	68.30	-3.83	peak	

REMARKS:

- (1) Measurement Value = Reading Level + Correct Factor.
- (2) Margin Level = Measurement Value - Limit Value.

Orthogonal Axis	X		
Test Mode	UNII-2C_TX AX (HE40) Mode 5670 MHz	RU configuration	106/56

Horizontal



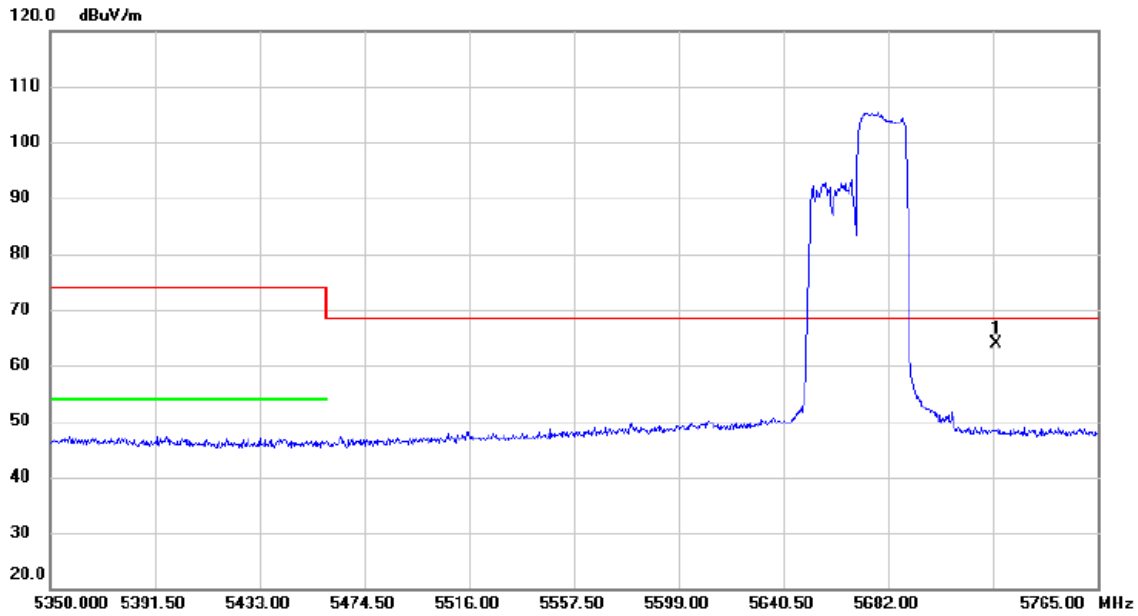
No.	Mk.	Freq.	Reading Level	Correct Factor	Measurement	Limit	Margin		
		MHz	dBuV	dB	dBuV/m	dBuV/m	dB	Detector	Comment
1	*	5725.000	23.89	40.05	63.94	68.30	-4.36	peak	

REMARKS:

- (1) Measurement Value = Reading Level + Correct Factor.
- (2) Margin Level = Measurement Value - Limit Value.

Orthogonal Axis	X		
Test Mode	UNII-2C_TX AX (HE40) Mode 5670 MHz	RU configuration	242/62

Vertical



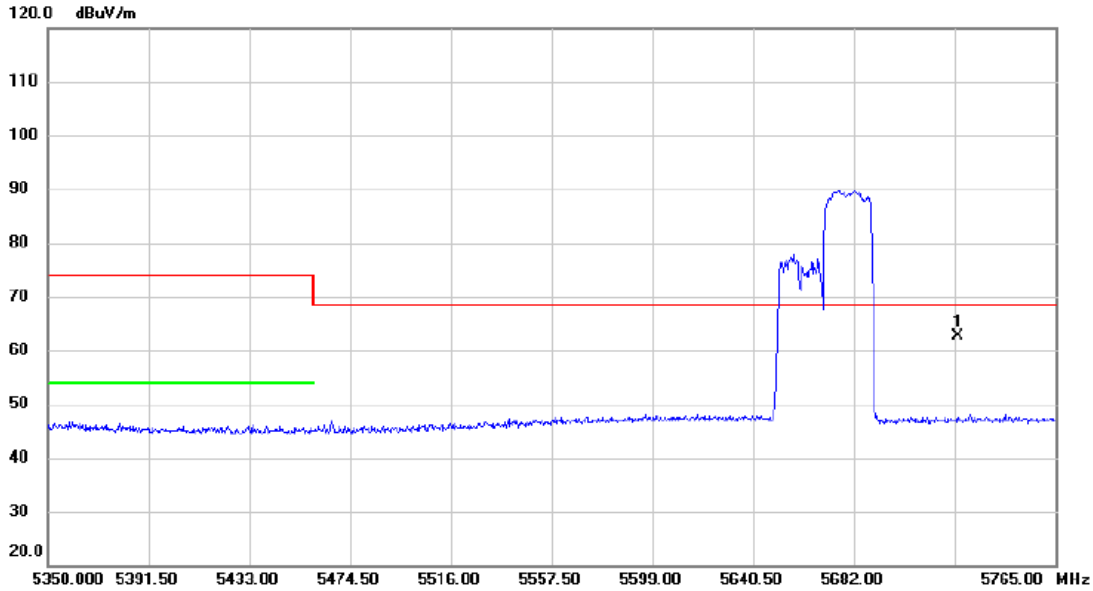
No.	Mk.	Freq. MHz	Reading Level dBuV	Correct Factor dB	Measure- ment dBuV/m	Limit dBuV/m	Margin dB	Detector	Comment
1	*	5725.000	23.73	40.05	63.78	68.30	-4.52	peak	

REMARKS:

- (1) Measurement Value = Reading Level + Correct Factor.
- (2) Margin Level = Measurement Value - Limit Value.

Orthogonal Axis	X		
Test Mode	UNII-2C_TX AX (HE40) Mode 5670 MHz	RU configuration	242/62

Horizontal



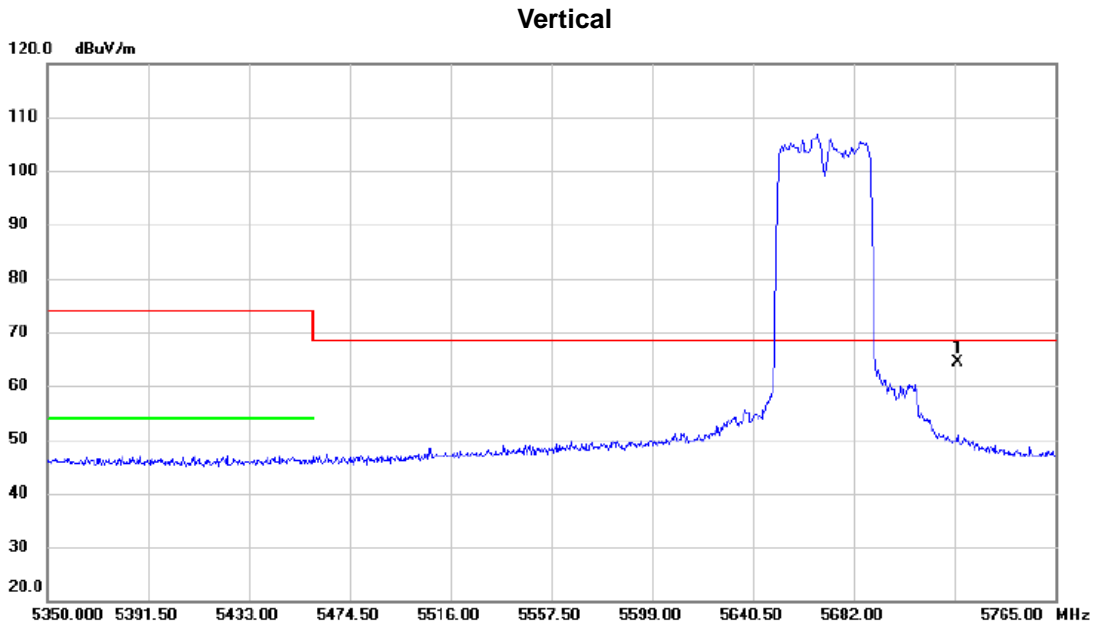
No.	Mk.	Freq. MHz	Reading Level dBuV	Correct Factor dB	Measure- ment dBuV/m	Limit dBuV/m	Margin dB	Detector	Comment
1	*	5725.000	22.69	40.05	62.74	68.30	-5.56	peak	

REMARKS:

(1) Measurement Value = Reading Level + Correct Factor.

(2) Margin Level = Measurement Value - Limit Value.

Orthogonal Axis	X		
Test Mode	UNII-2C_TX AX (HE40) Mode 5670 MHz	RU configuration	484/65



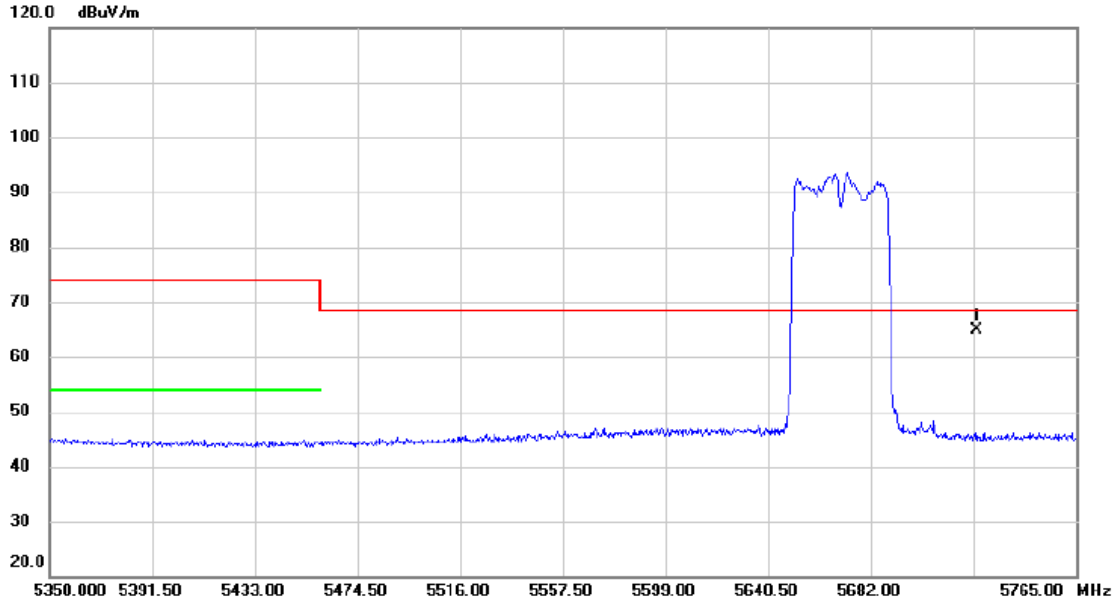
No.	Mk.	Freq. MHz	Reading Level dBuV	Correct Factor dB	Measure- ment dBuV/m	Limit dBuV/m	Margin dB	Detector	Comment
1	*	5725.000	24.29	40.05	64.34	68.30	-3.96	peak	

REMARKS:

- (1) Measurement Value = Reading Level + Correct Factor.
- (2) Margin Level = Measurement Value - Limit Value.

Orthogonal Axis	X		
Test Mode	UNII-2C_TX AX (HE40) Mode 5670 MHz	RU configuration	484/65

Horizontal

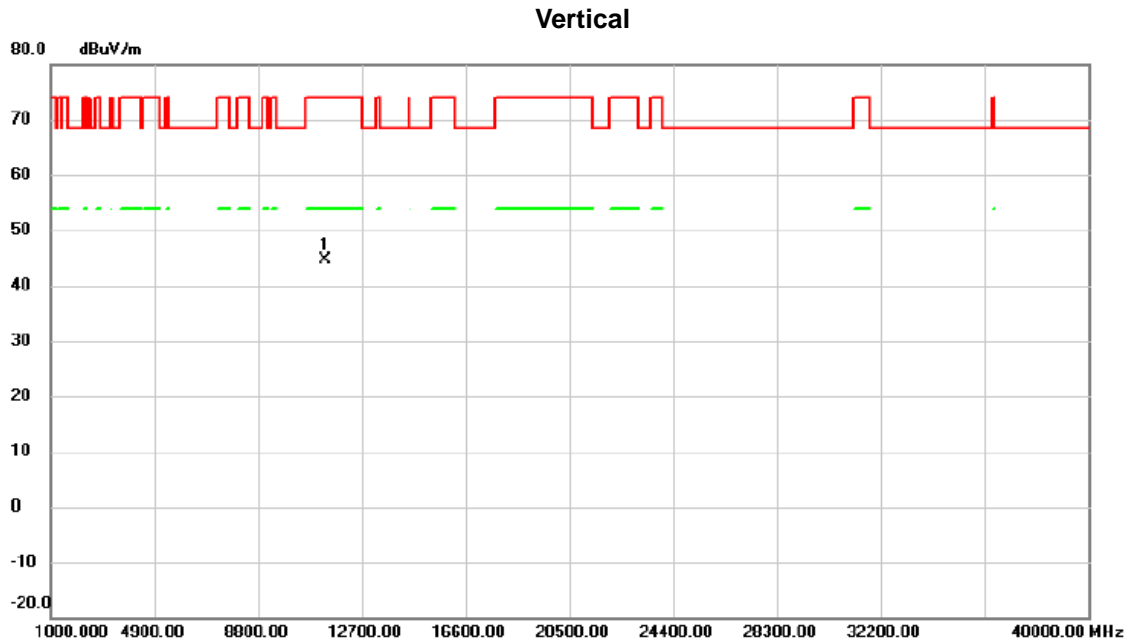


No.	Mk.	Freq. MHz	Reading Level dBuV	Correct Factor dB	Measure- ment dBuV/m	Limit dBuV/m	Margin dB	Detector	Comment
1	*	5725.000	24.73	40.05	64.78	68.30	-3.52	peak	

REMARKS:

- (1) Measurement Value = Reading Level + Correct Factor.
- (2) Margin Level = Measurement Value - Limit Value.

Orthogonal Axis	X		
Test Mode	UNII-2C_TX AX (HE40) Mode 5670 MHz	RU configuration	484/65

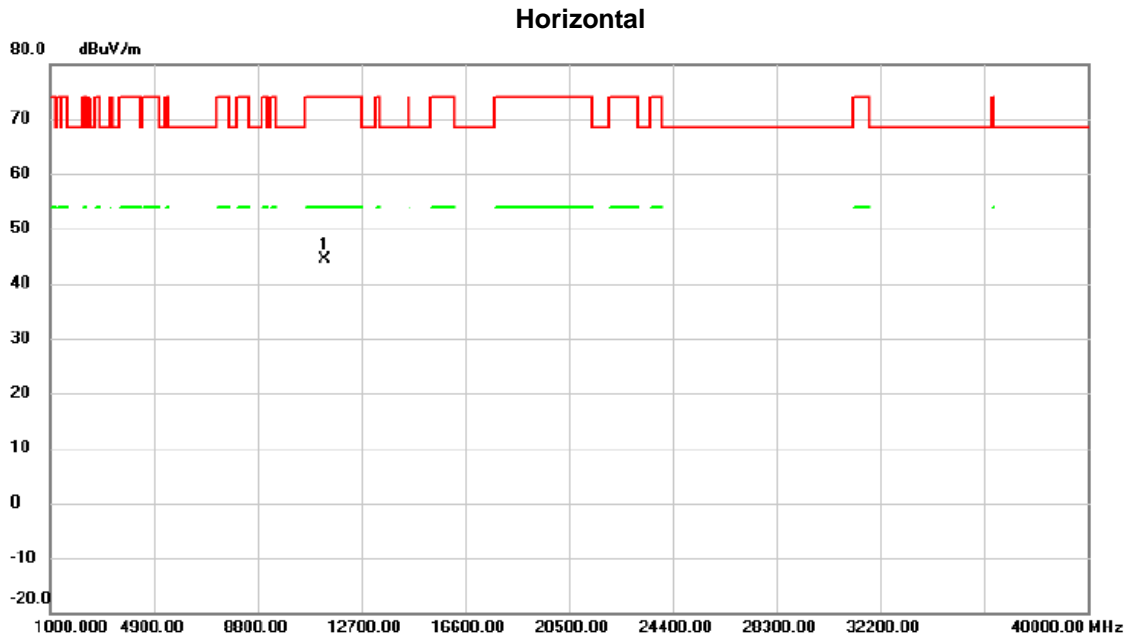


No.	Mk.	Freq. MHz	Reading Level dBuV	Correct Factor dB	Measure- ment dBuV/m	Limit dBuV/m	Margin dB	Detector	Comment
1	*	11340.00	44.00	0.65	44.65	74.00	-29.35	peak	

REMARKS:

- (1) Measurement Value = Reading Level + Correct Factor.
- (2) Margin Level = Measurement Value - Limit Value.

Orthogonal Axis	X		
Test Mode	UNII-2C_TX AX (HE40) Mode 5670 MHz	RU configuration	484/65

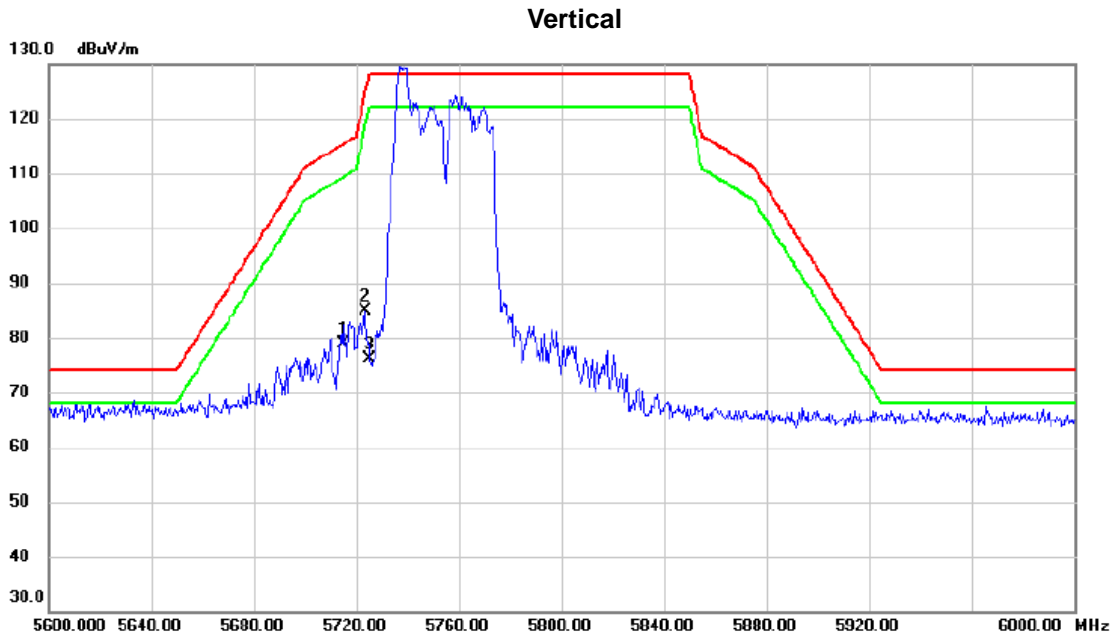


No.	Mk.	Freq.	Reading Level	Correct Factor	Measurement	Limit	Margin	Detector	Comment
		MHz	dBuV	dB	dBuV/m	dBuV/m	dB		
1	*	11340.00	43.70	0.65	44.35	74.00	-29.65	peak	

REMARKS:

- (1) Measurement Value = Reading Level + Correct Factor.
- (2) Margin Level = Measurement Value - Limit Value.

Orthogonal Axis	X		
Test Mode	UNII-3_TX AX (HE40) Mode 5755 MHz	RU configuration	52/37

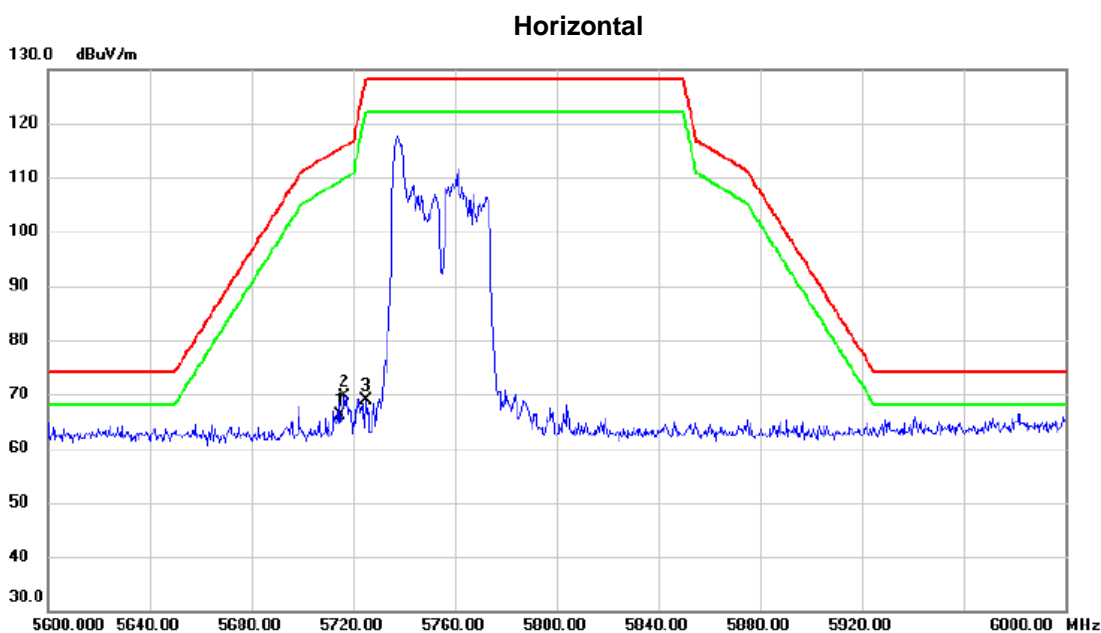


No.	Mk.	Freq. MHz	Reading Level dBuV	Correct Factor dB	Measure- ment dBuV/m	Limit dBuV/m	Margin dB	Detector	Comment
1	*	5715.000	38.76	40.02	78.78	115.40	-36.62	peak	
2		5723.400	44.88	40.04	84.92	124.55	-39.63	peak	
3		5725.000	36.18	40.05	76.23	128.20	-51.97	peak	

REMARKS:

- (1) Measurement Value = Reading Level + Correct Factor.
- (2) Margin Level = Measurement Value - Limit Value.

Orthogonal Axis	X		
Test Mode	UNII-3_TX AX (HE40) Mode 5755 MHz	RU configuration	52/37



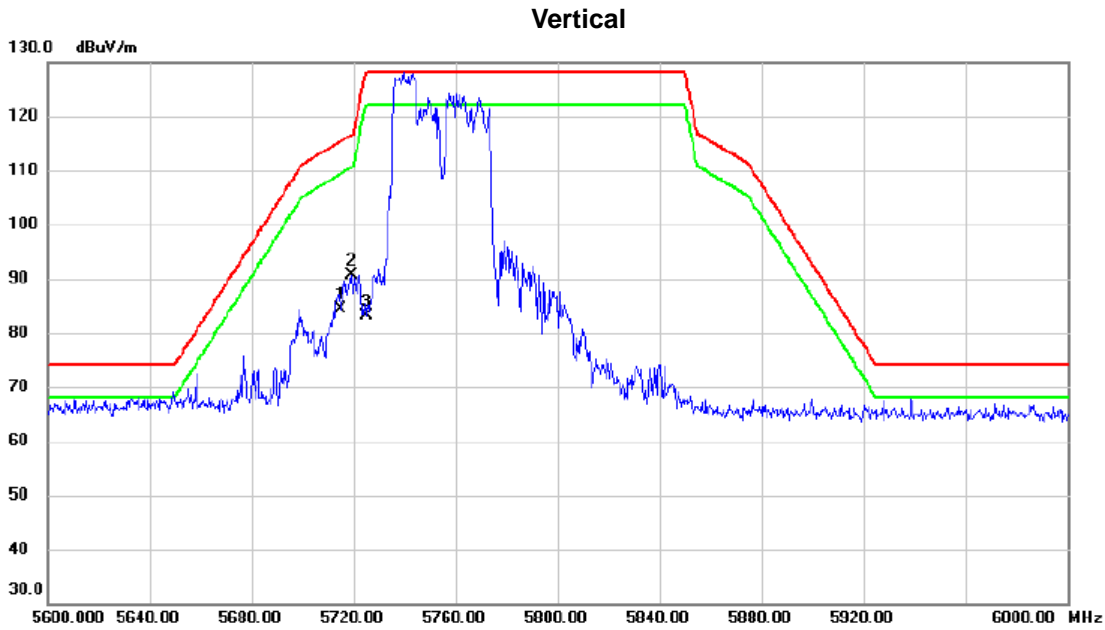
No.	Mk.	Freq. MHz	Reading Level dBuV	Correct Factor dB	Measure- ment dBuV/m	Limit dBuV/m	Margin dB	Detector	Comment
1		5715.000	26.04	40.02	66.06	115.40	-49.34	peak	
2	*	5716.600	29.69	40.03	69.72	115.85	-46.13	peak	
3		5725.000	28.77	40.05	68.82	128.20	-59.38	peak	

REMARKS:

(1) Measurement Value = Reading Level + Correct Factor.

(2) Margin Level = Measurement Value - Limit Value.

Orthogonal Axis	X		
Test Mode	UNII-3_TX AX (HE40) Mode 5755 MHz	RU configuration	106/53

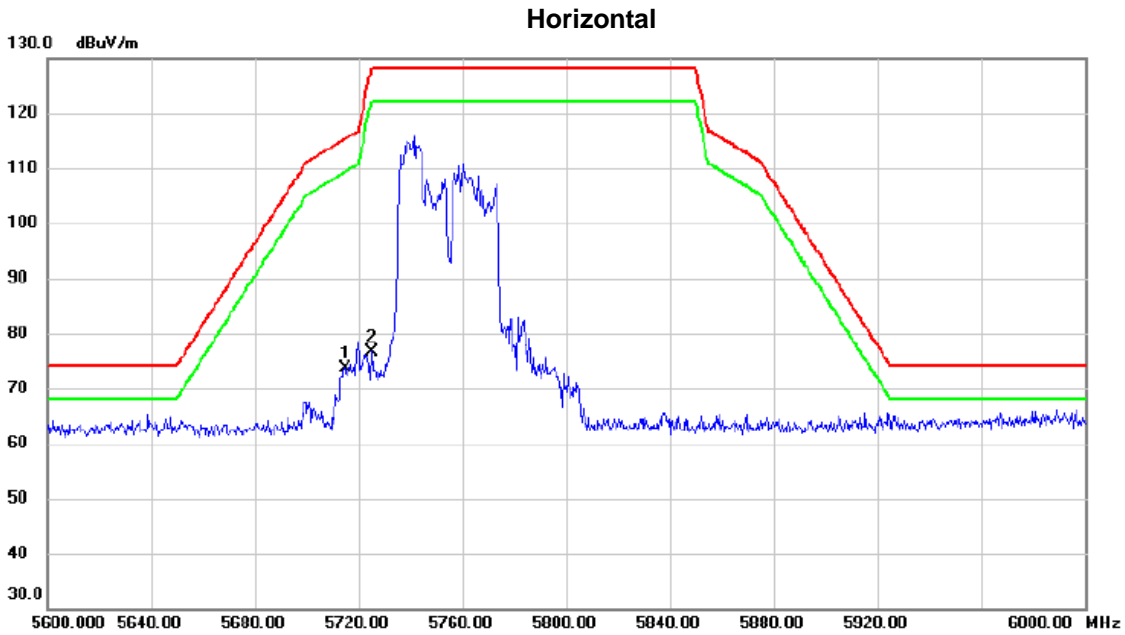


No.	Mk.	Freq. MHz	Reading Level dBuV	Correct Factor dB	Measure- ment dBuV/m	Limit dBuV/m	Margin dB	Detector	Comment
1		5715.000	44.38	40.02	84.40	115.40	-31.00	peak	
2	*	5719.200	50.56	40.03	90.59	116.58	-25.99	peak	
3		5725.000	43.14	40.05	83.19	128.20	-45.01	peak	

REMARKS:

- (1) Measurement Value = Reading Level + Correct Factor.
- (2) Margin Level = Measurement Value - Limit Value.

Orthogonal Axis	X		
Test Mode	UNII-3_TX AX (HE40) Mode 5755 MHz	RU configuration	106/53

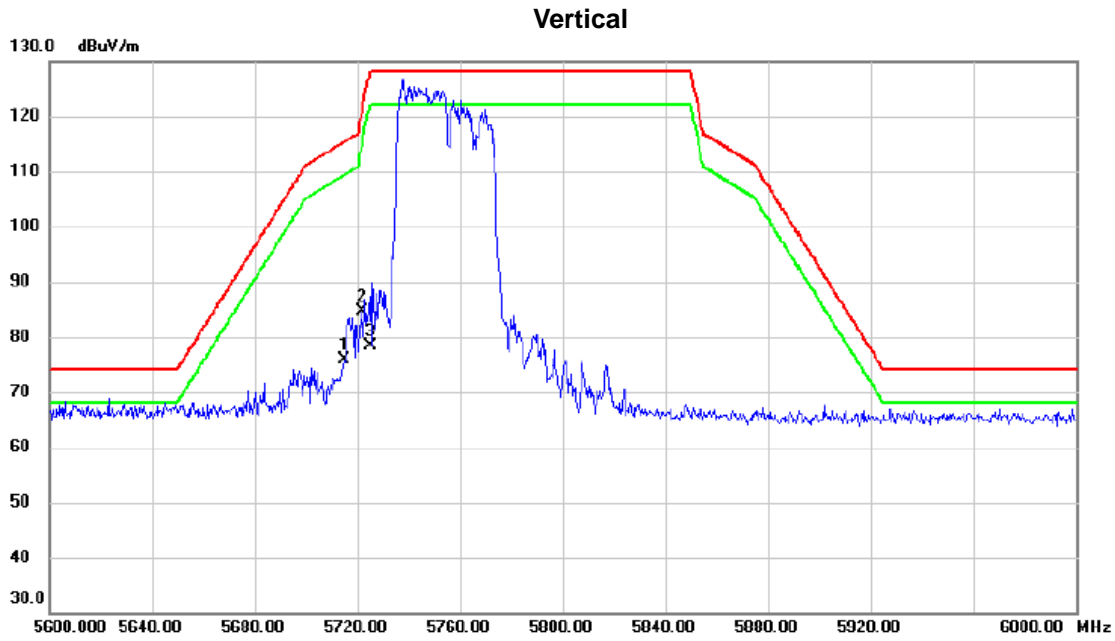


No.	Mk.	Freq. MHz	Reading Level dBuV	Correct Factor dB	Measure- ment dBuV/m	Limit dBuV/m	Margin dB	Detector	Comment
1	*	5715.000	33.51	40.02	73.53	115.40	-41.87	peak	
2		5725.000	36.67	40.05	76.72	128.20	-51.48	peak	

REMARKS:

- (1) Measurement Value = Reading Level + Correct Factor.
- (2) Margin Level = Measurement Value - Limit Value.

Orthogonal Axis	X		
Test Mode	UNII-3_TX AX (HE40) Mode 5755 MHz	RU configuration	242/61

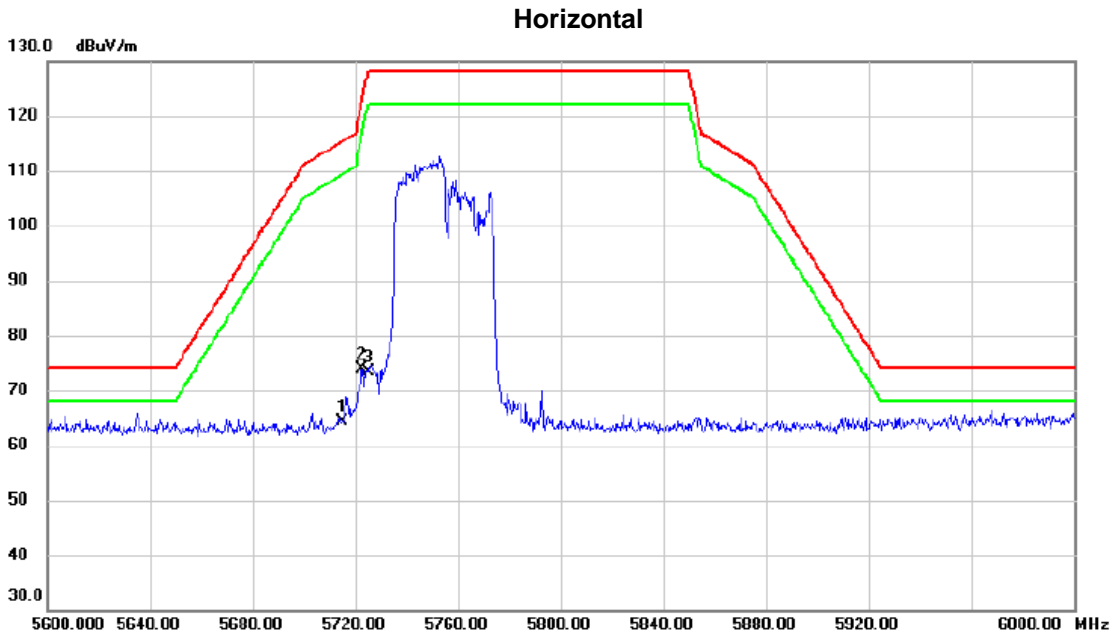


No.	Mk.	Freq. MHz	Reading Level dBuV	Correct Factor dB	Measure- ment dBuV/m	Limit dBuV/m	Margin dB	Detector	Comment
1		5715.000	35.91	40.02	75.93	115.40	-39.47	peak	
2	*	5721.600	44.70	40.04	84.74	120.45	-35.71	peak	
3		5725.000	38.33	40.05	78.38	128.20	-49.82	peak	

REMARKS:

- (1) Measurement Value = Reading Level + Correct Factor.
- (2) Margin Level = Measurement Value - Limit Value.

Orthogonal Axis	X		
Test Mode	UNII-3_TX AX (HE40) Mode 5755 MHz	RU configuration	242/61



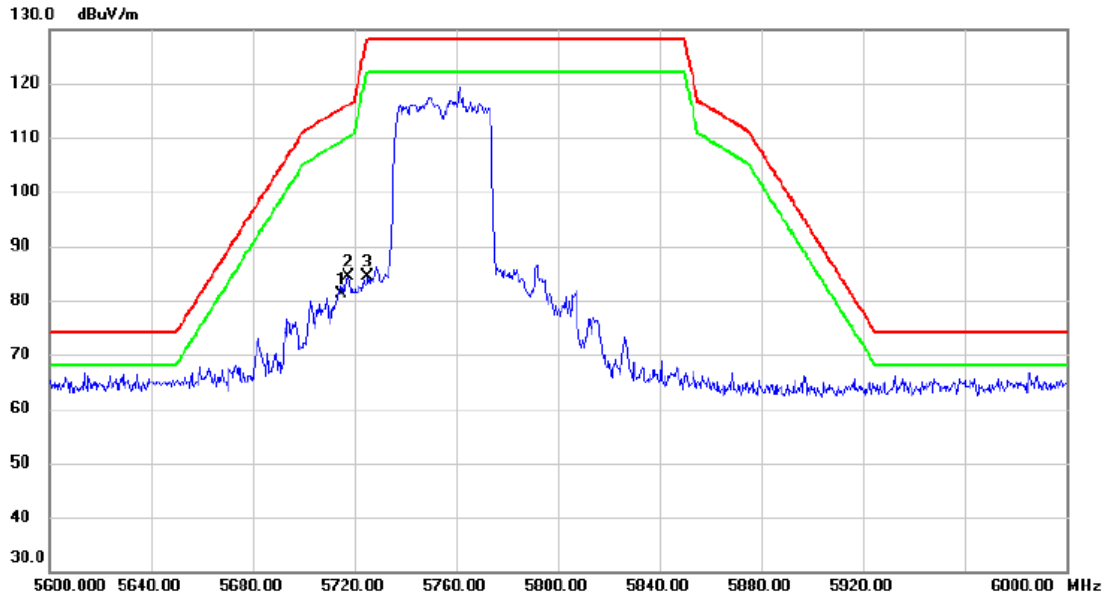
No.	Mk.	Freq. MHz	Reading Level dBuV	Correct Factor dB	Measure- ment dBuV/m	Limit dBuV/m	Margin dB	Detector	Comment
1		5715.000	24.43	40.02	64.45	115.40	-50.95	peak	
2	*	5722.400	33.78	40.04	73.82	122.27	-48.45	peak	
3		5725.000	33.45	40.05	73.50	128.20	-54.70	peak	

REMARKS:

- (1) Measurement Value = Reading Level + Correct Factor.
- (2) Margin Level = Measurement Value - Limit Value.

Orthogonal Axis	X		
Test Mode	UNII-3_TX AX (HE40) Mode 5755 MHz	RU configuration	484/65

Vertical

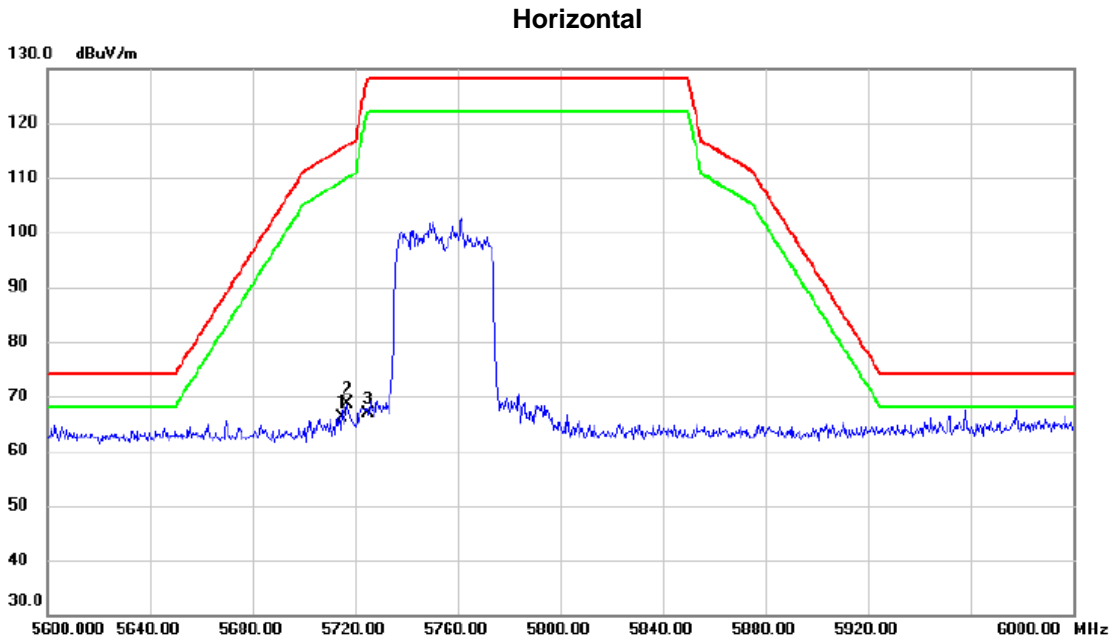


No.	Mk.	Freq. MHz	Reading Level dBuV	Correct Factor dB	Measure- ment dBuV/m	Limit dBuV/m	Margin dB	Detector	Comment
1		5715.000	41.06	40.02	81.08	115.40	-34.32	peak	
2	*	5717.400	44.38	40.03	84.41	116.07	-31.66	peak	
3		5725.000	44.43	40.05	84.48	128.20	-43.72	peak	

REMARKS:

- (1) Measurement Value = Reading Level + Correct Factor.
- (2) Margin Level = Measurement Value - Limit Value.

Orthogonal Axis	X		
Test Mode	UNII-3_TX AX (HE40) Mode 5755 MHz	RU configuration	484/65

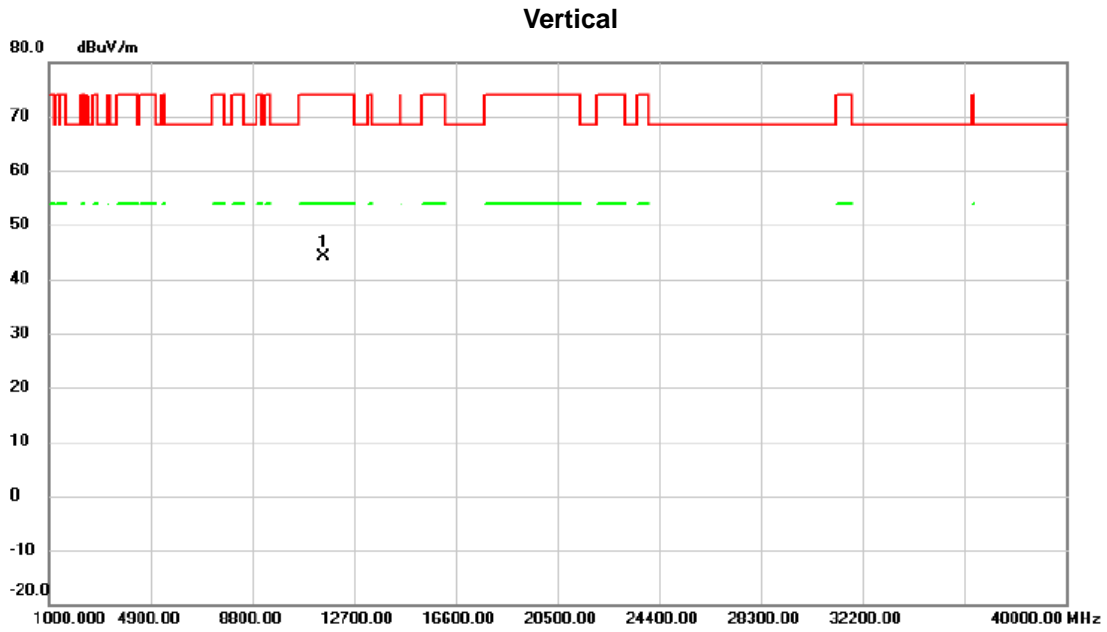


No.	Mk.	Freq. MHz	Reading Level dBuV	Correct Factor dB	Measure- ment dBuV/m	Limit dBuV/m	Margin dB	Detector	Comment
1		5715.000	26.19	40.02	66.21	115.40	-49.19	peak	
2	*	5717.000	28.66	40.03	68.69	115.96	-47.27	peak	
3		5725.000	26.93	40.05	66.98	128.20	-61.22	peak	

REMARKS:

- (1) Measurement Value = Reading Level + Correct Factor.
- (2) Margin Level = Measurement Value - Limit Value.

Orthogonal Axis	X		
Test Mode	UNII-3_TX AX (HE40) Mode 5755 MHz	RU configuration	484/65

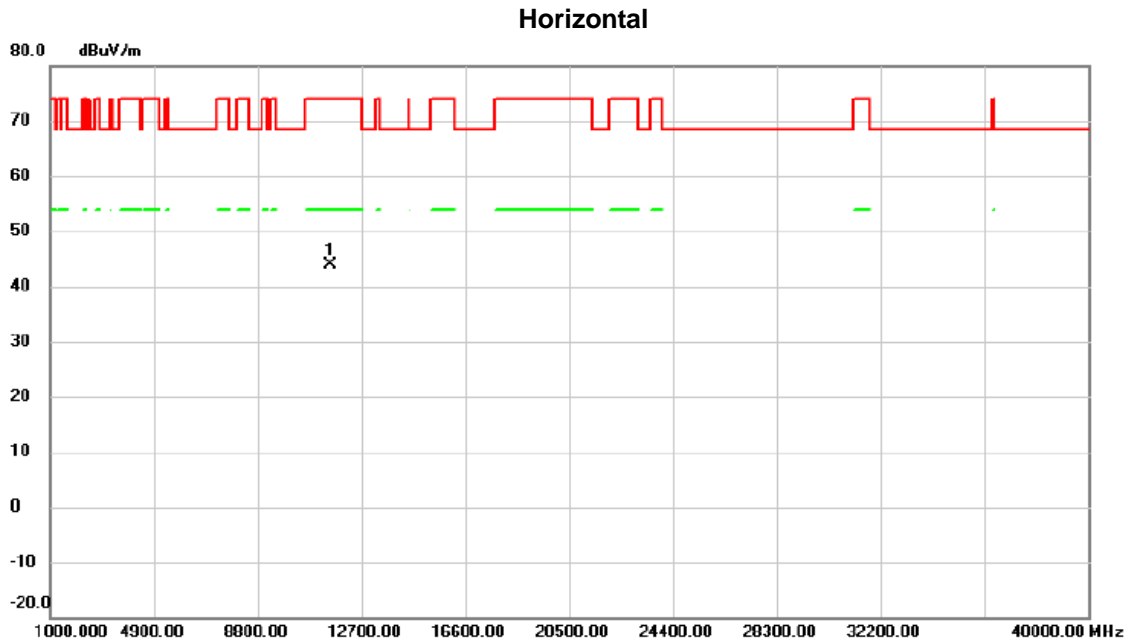


No.	Mk.	Freq. MHz	Reading Level dBuV	Correct Factor dB	Measure- ment dBuV/m	Limit dBuV/m	Margin dB	Detector	Comment
1	*	11510.00	43.59	0.47	44.06	74.00	-29.94	peak	

REMARKS:

- (1) Measurement Value = Reading Level + Correct Factor.
- (2) Margin Level = Measurement Value - Limit Value.

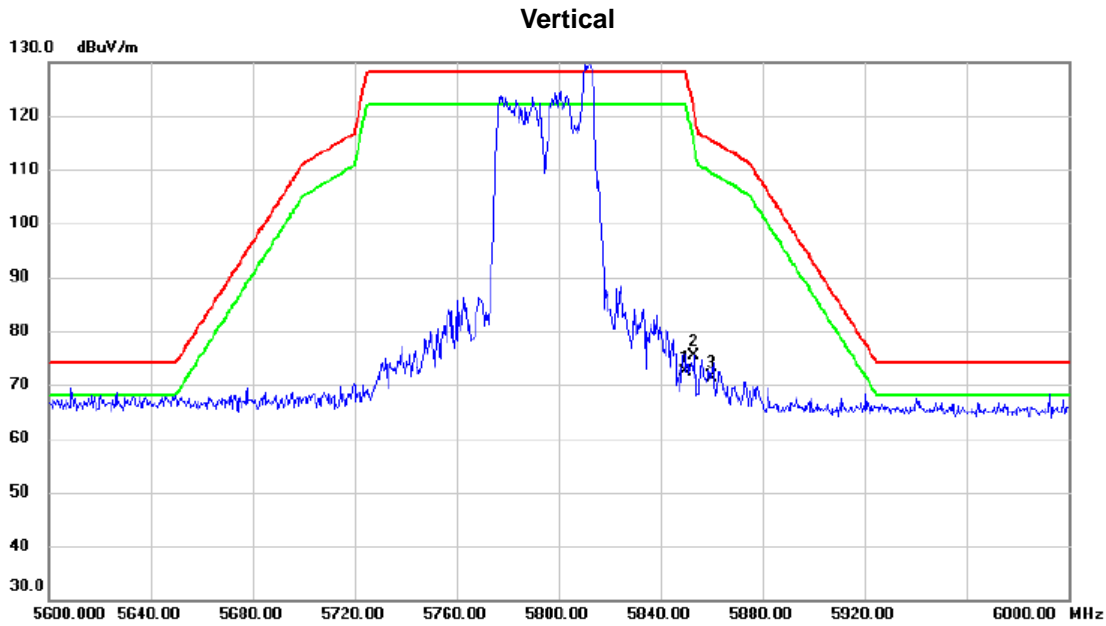
Orthogonal Axis	X		
Test Mode	UNII-3_TX AX (HE40) Mode 5755 MHz	RU configuration	484/65



No.	Mk.	Freq.	Reading Level	Correct Factor	Measurement	Limit	Margin	Detector	Comment
		MHz	dBuV	dB	dBuV/m	dBuV/m	dB		
1	*	11510.00	43.43	0.47	43.90	74.00	-30.10	peak	

REMARKS:
 (1) Measurement Value = Reading Level + Correct Factor.
 (2) Margin Level = Measurement Value - Limit Value.

Orthogonal Axis	X		
Test Mode	UNII-3_TX AX (HE40) Mode 5795 MHz	RU configuration	52/37

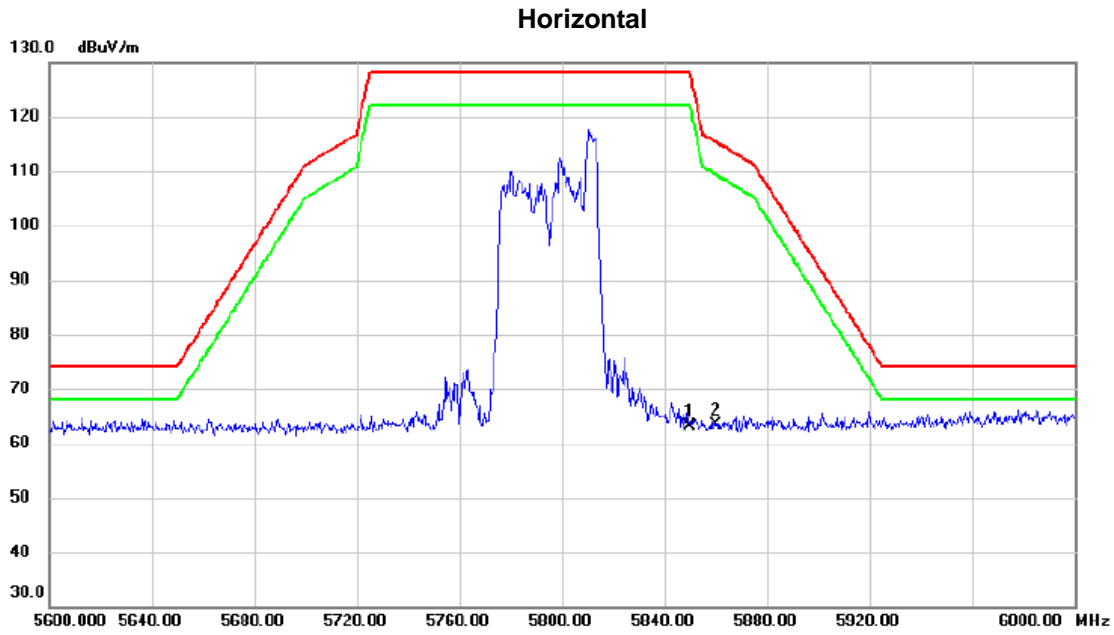


No.	Mk.	Freq. MHz	Reading Level dBuV	Correct Factor dB	Measure- ment dBuV/m	Limit dBuV/m	Margin dB	Detector	Comment
1		5850.000	32.13	40.34	72.47	128.20	-55.73	peak	
2		5853.200	35.14	40.35	75.49	120.90	-45.41	peak	
3	*	5860.000	30.91	40.36	71.27	115.40	-44.13	peak	

REMARKS:

- (1) Measurement Value = Reading Level + Correct Factor.
- (2) Margin Level = Measurement Value - Limit Value.

Orthogonal Axis	X		
Test Mode	UNII-3_TX AX (HE40) Mode 5795 MHz	RU configuration	52/37

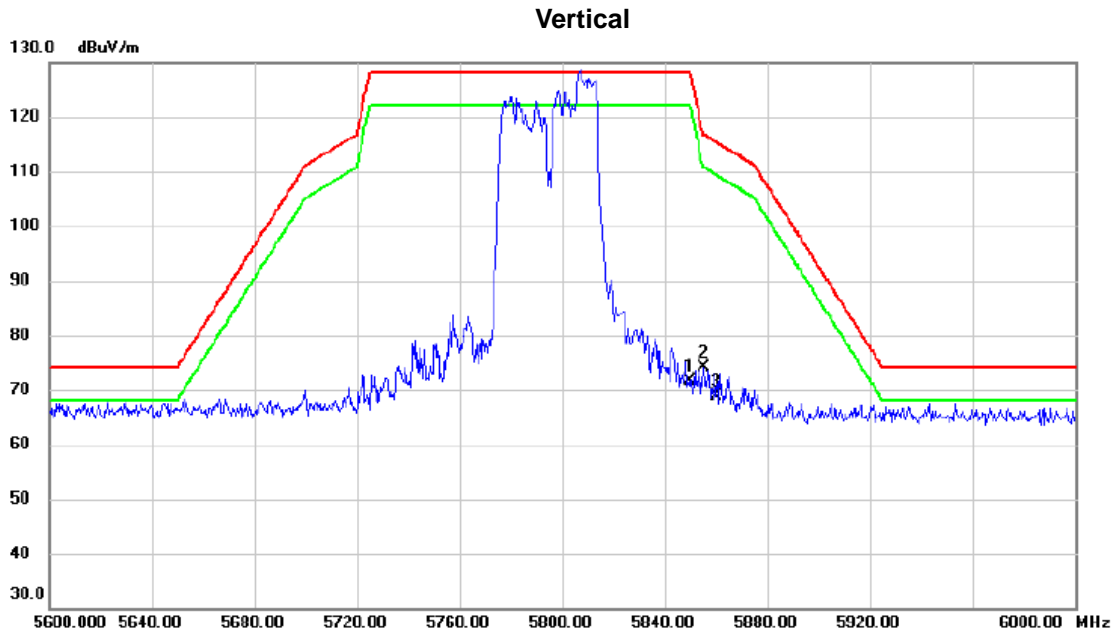


No.	Mk.	Freq. MHz	Reading Level dBuV	Correct Factor dB	Measure- ment dBuV/m	Limit dBuV/m	Margin dB	Detector	Comment
1		5850.000	22.86	40.34	63.20	128.20	-65.00	peak	
2	*	5860.000	22.95	40.36	63.31	115.40	-52.09	peak	

REMARKS:

- (1) Measurement Value = Reading Level + Correct Factor.
- (2) Margin Level = Measurement Value - Limit Value.

Orthogonal Axis	X		
Test Mode	UNII-3_TX AX (HE40) Mode 5795 MHz	RU configuration	106/53

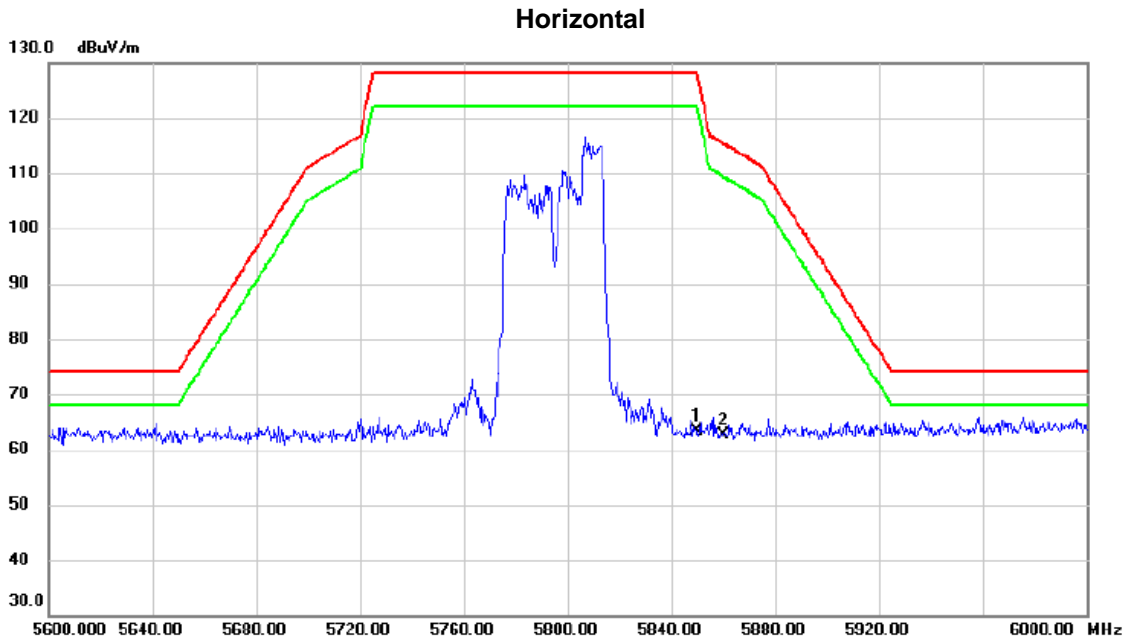


No.	Mk.	Freq. MHz	Reading Level dBuV	Correct Factor dB	Measure- ment dBuV/m	Limit dBuV/m	Margin dB	Detector	Comment
1		5850.000	31.21	40.34	71.55	128.20	-56.65	peak	
2	*	5855.200	33.72	40.36	74.08	116.74	-42.66	peak	
3		5860.000	28.51	40.36	68.87	115.40	-46.53	peak	

REMARKS:

- (1) Measurement Value = Reading Level + Correct Factor.
- (2) Margin Level = Measurement Value - Limit Value.

Orthogonal Axis	X		
Test Mode	UNII-3_TX AX (HE40) Mode 5795 MHz	RU configuration	106/53

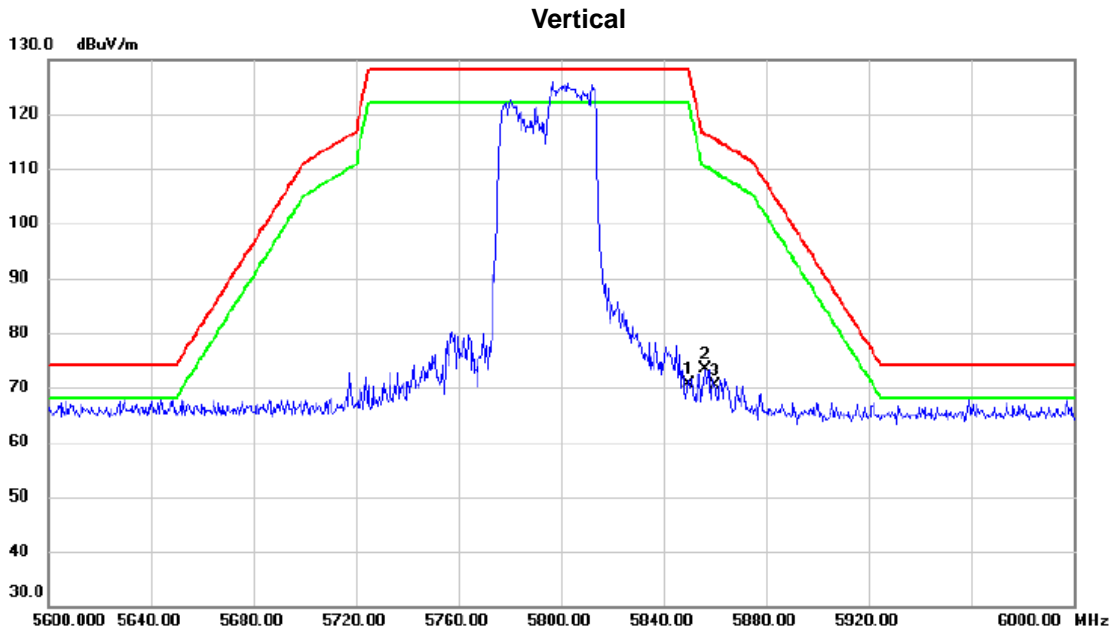


No.	Mk.	Freq. MHz	Reading Level dBuV	Correct Factor dB	Measure- ment dBuV/m	Limit dBuV/m	Margin dB	Detector	Comment
1		5850.000	23.03	40.34	63.37	128.20	-64.83	peak	
2	*	5860.000	22.31	40.36	62.67	115.40	-52.73	peak	

REMARKS:

- (1) Measurement Value = Reading Level + Correct Factor.
- (2) Margin Level = Measurement Value - Limit Value.

Orthogonal Axis	X		
Test Mode	UNII-3_TX AX (HE40) Mode 5795 MHz	RU configuration	242/61

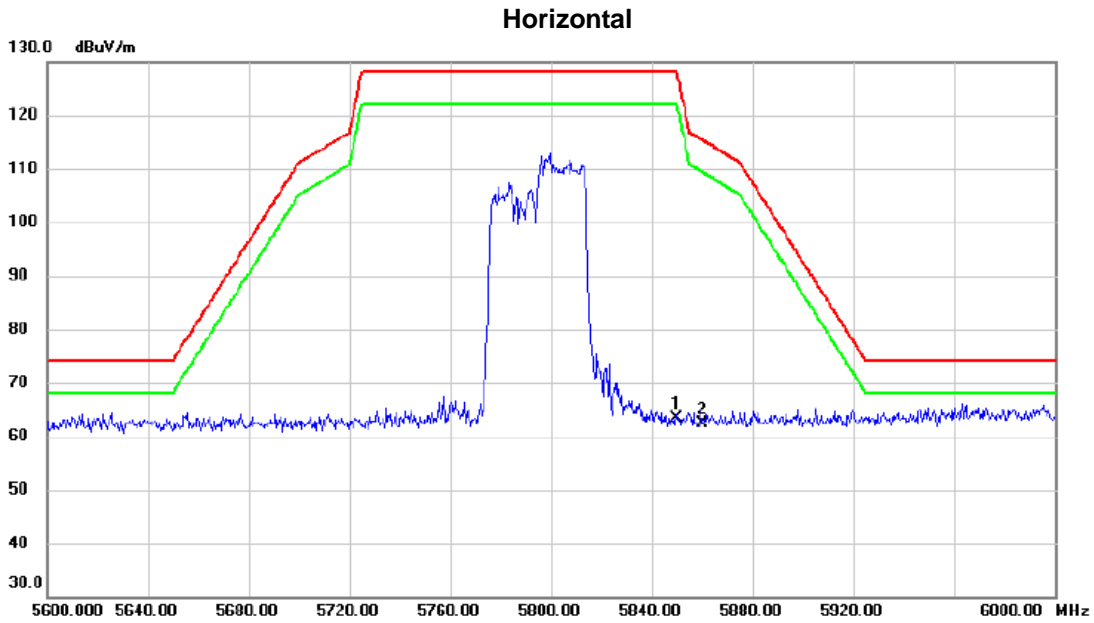


No.	Mk.	Freq. MHz	Reading Level dBuV	Correct Factor dB	Measure- ment dBuV/m	Limit dBuV/m	Margin dB	Detector	Comment
1		5850.000	30.29	40.34	70.63	128.20	-57.57	peak	
2	*	5856.400	32.98	40.36	73.34	116.41	-43.07	peak	
3		5860.000	29.97	40.36	70.33	115.40	-45.07	peak	

REMARKS:

- (1) Measurement Value = Reading Level + Correct Factor.
- (2) Margin Level = Measurement Value - Limit Value.

Orthogonal Axis	X		
Test Mode	UNII-3_TX AX (HE40) Mode 5795 MHz	RU configuration	242/61

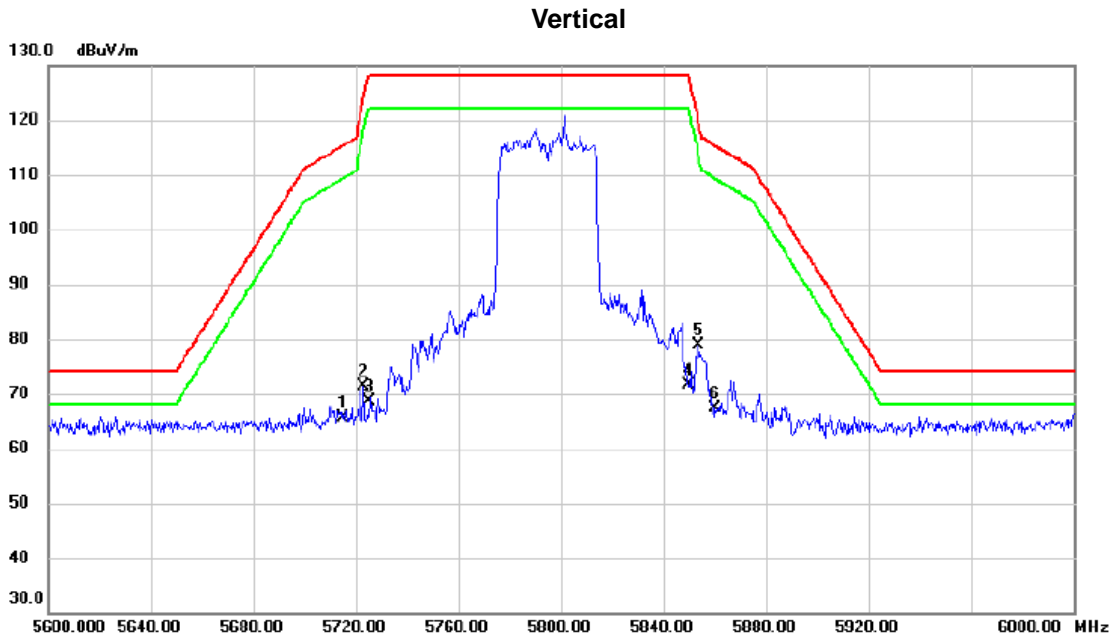


No. Mk.	Freq. MHz	Reading Level dBuV	Correct Factor dB	Measurement dBuV/m	Limit dBuV/m	Margin dB	Detector	Comment
1	5850.000	23.04	40.34	63.38	128.20	-64.82	peak	
2 *	5860.000	21.97	40.36	62.33	115.40	-53.07	peak	

REMARKS:

- (1) Measurement Value = Reading Level + Correct Factor.
- (2) Margin Level = Measurement Value - Limit Value.

Orthogonal Axis	X		
Test Mode	UNII-3_TX AX (HE40) Mode 5795 MHz	RU configuration	484/65

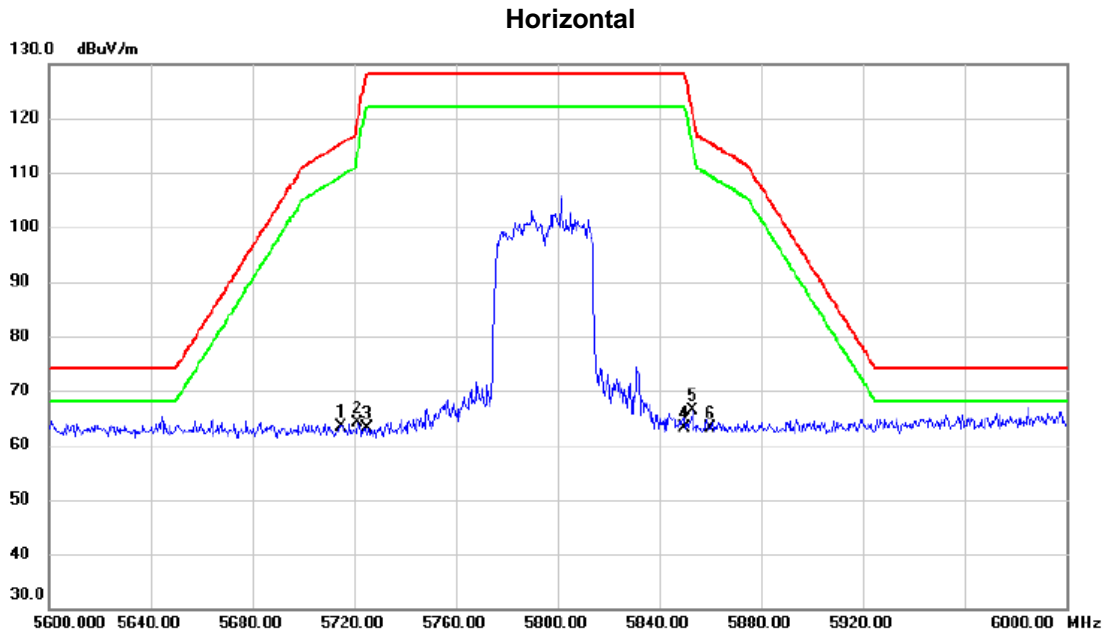


No.	Mk.	Freq. MHz	Reading Level dBuV	Correct Factor dB	Measure- ment dBuV/m	Limit dBuV/m	Margin dB	Detector	Comment
1		5715.000	25.51	40.02	65.53	115.40	-49.87	peak	
2		5723.200	31.23	40.04	71.27	124.10	-52.83	peak	
3		5725.000	28.59	40.05	68.64	128.20	-59.56	peak	
4		5850.000	31.23	40.34	71.57	128.20	-56.63	peak	
5	*	5853.800	38.62	40.35	78.97	119.54	-40.57	peak	
6		5860.000	26.97	40.36	67.33	115.40	-48.07	peak	

REMARKS:

- (1) Measurement Value = Reading Level + Correct Factor.
- (2) Margin Level = Measurement Value - Limit Value.

Orthogonal Axis	X		
Test Mode	UNII-3_TX AX (HE40) Mode 5795 MHz	RU configuration	484/65

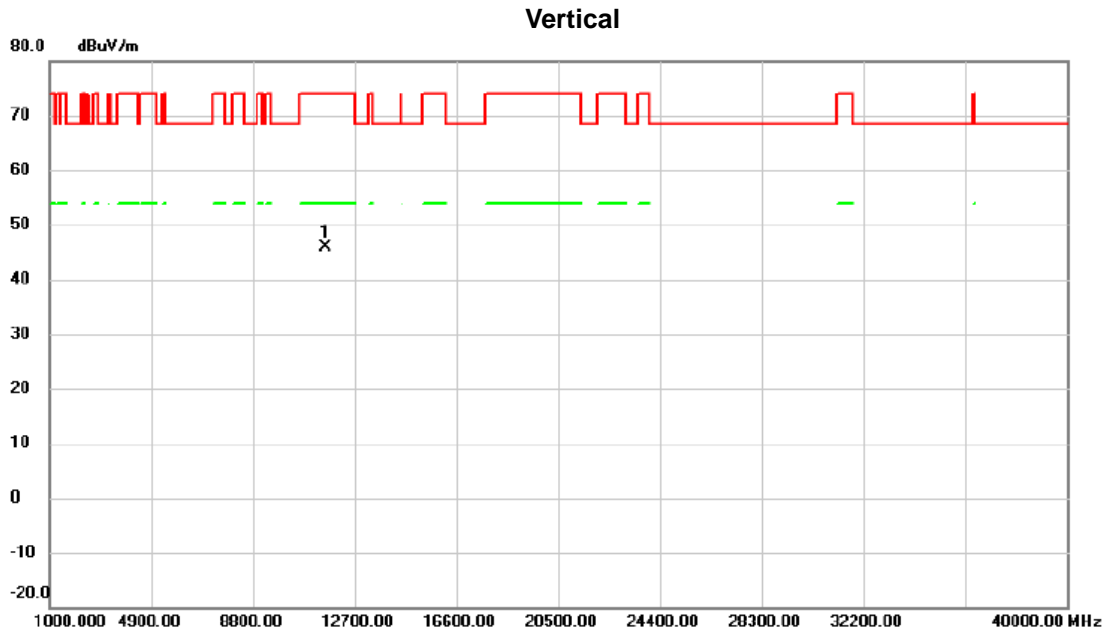


No.	Mk.	Freq. MHz	Reading Level dBuV	Correct Factor dB	Measure- ment dBuV/m	Limit dBuV/m	Margin dB	Detector	Comment
1	*	5715.000	23.37	40.02	63.39	115.40	-52.01	peak	
2		5721.400	23.97	40.04	64.01	119.99	-55.98	peak	
3		5725.000	23.09	40.05	63.14	128.20	-65.06	peak	
4		5850.000	22.75	40.34	63.09	128.20	-65.11	peak	
5		5852.800	26.01	40.35	66.36	121.82	-55.46	peak	
6		5860.000	22.74	40.36	63.10	115.40	-52.30	peak	

REMARKS:

- (1) Measurement Value = Reading Level + Correct Factor.
- (2) Margin Level = Measurement Value - Limit Value.

Orthogonal Axis	X		
Test Mode	UNII-3_TX AX (HE40) Mode 5795 MHz	RU configuration	484/65

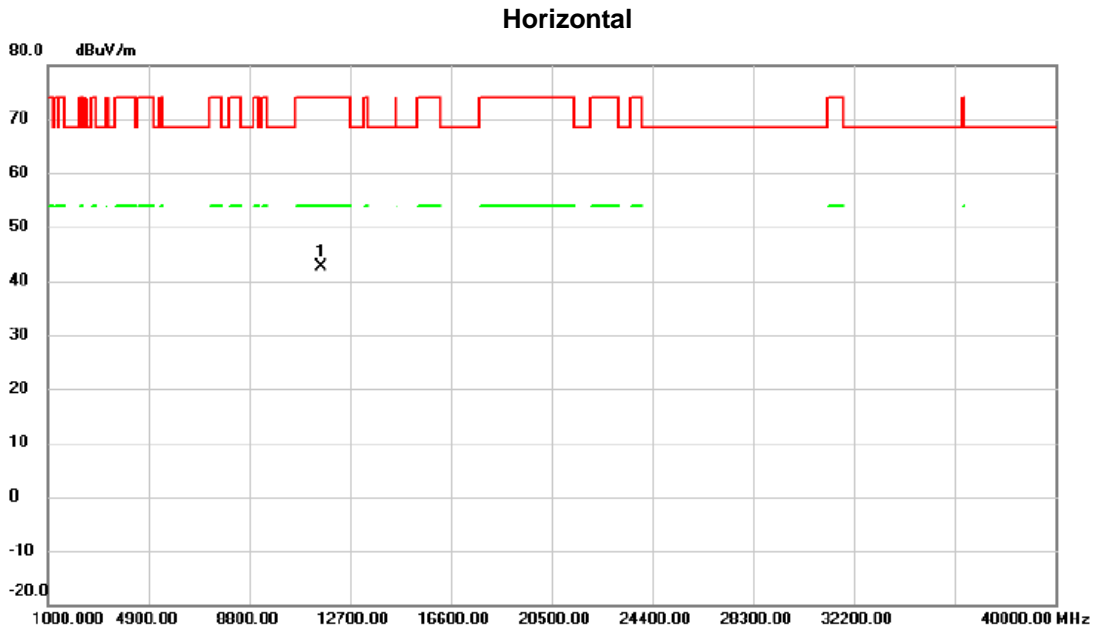


No.	Mk.	Freq. MHz	Reading Level dBuV	Correct Factor dB	Measure- ment dBuV/m	Limit dBuV/m	Margin dB	Detector	Comment
1	*	11590.00	45.29	0.47	45.76	74.00	-28.24	peak	

REMARKS:

- (1) Measurement Value = Reading Level + Correct Factor.
- (2) Margin Level = Measurement Value - Limit Value.

Orthogonal Axis	X		
Test Mode	UNII-3_TX AX (HE40) Mode 5795 MHz	RU configuration	484/65

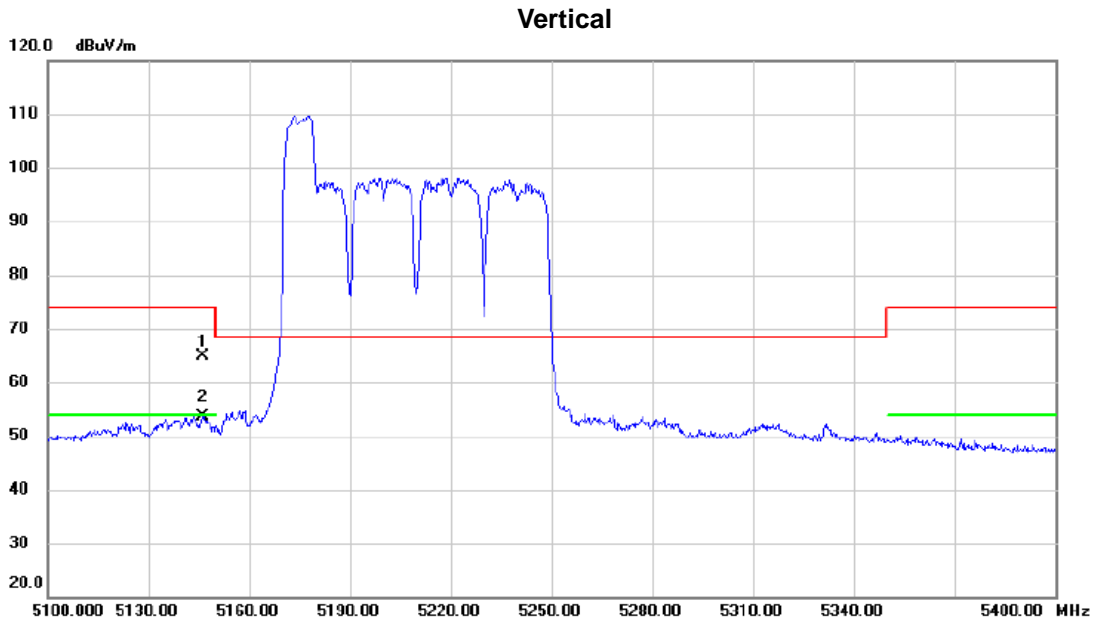


No.	Mk.	Freq. MHz	Reading Level dBuV	Correct Factor dB	Measure- ment dBuV/m	Limit dBuV/m	Margin dB	Detector	Comment
1	*	11590.00	42.22	0.47	42.69	74.00	-31.31	peak	

REMARKS:

- (1) Measurement Value = Reading Level + Correct Factor.
- (2) Margin Level = Measurement Value - Limit Value.

Orthogonal Axis	X		
Test Mode	UNII-1_TX AX (HE80) Mode 5210 MHz	RU configuration	106/53



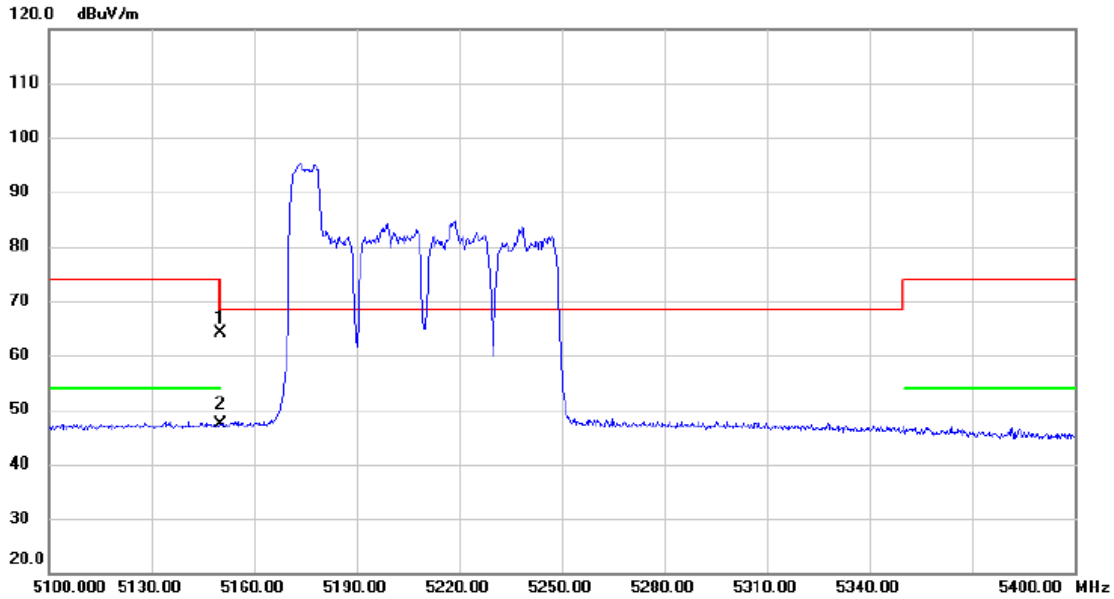
No. Mk.	Freq. MHz	Reading Level dBuV	Correct Factor dB	Measurement dBuV/m	Limit dBuV/m	Margin dB	Detector	Comment
1	5146.050	25.73	39.07	64.80	74.00	-9.20	peak	
2 *	5146.050	14.58	39.07	53.65	54.00	-0.35	AVG	

REMARKS:

- (1) Measurement Value = Reading Level + Correct Factor.
- (2) Margin Level = Measurement Value - Limit Value.

Orthogonal Axis	X		
Test Mode	UNII-1_TX AX (HE80) Mode 5210 MHz	RU configuration	106/53

Horizontal



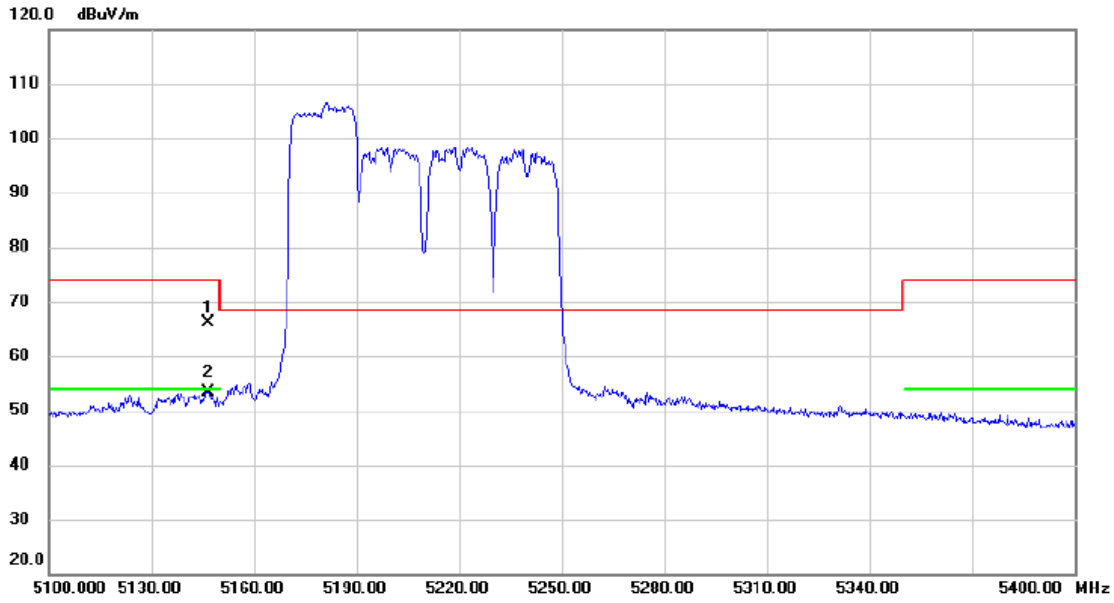
No.	Mk.	Freq. MHz	Reading Level dBuV	Correct Factor dB	Measure- ment dBuV/m	Limit dBuV/m	Margin dB	Detector	Comment
1		5150.000	25.18	39.07	64.25	74.00	-9.75	peak	
2	*	5150.000	8.26	39.07	47.33	54.00	-6.67	AVG	

REMARKS:

- (1) Measurement Value = Reading Level + Correct Factor.
- (2) Margin Level = Measurement Value - Limit Value.

Orthogonal Axis	X		
Test Mode	UNII-1_TX AX (HE80) Mode 5210 MHz	RU configuration	242/61

Vertical



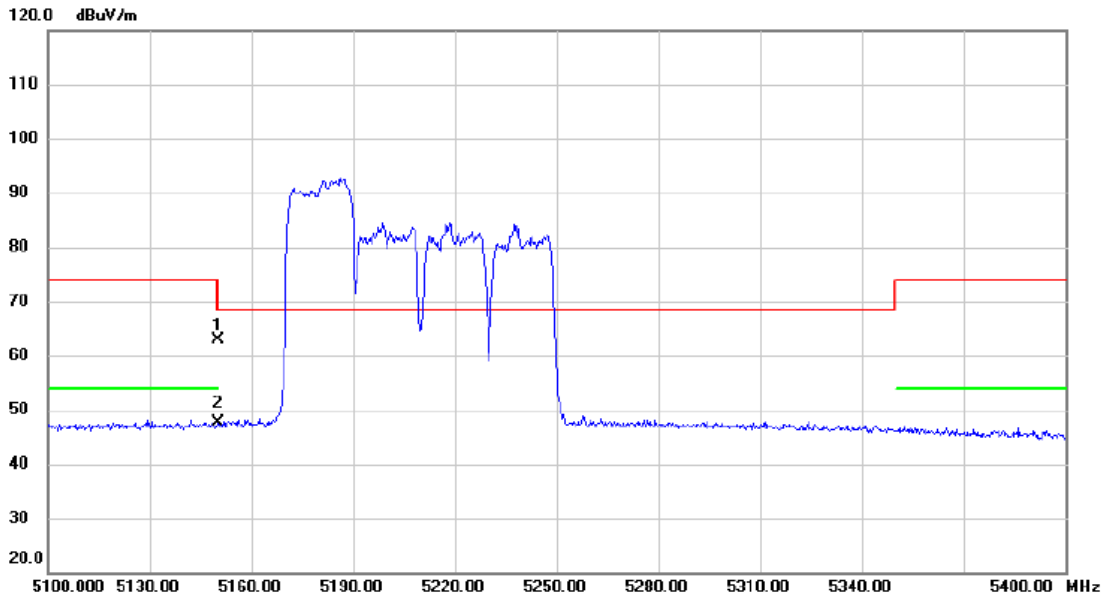
No.	Mk.	Freq. MHz	Reading Level dBuV	Correct Factor dB	Measure- ment dBuV/m	Limit dBuV/m	Margin dB	Detector	Comment
1		5146.500	26.99	39.07	66.06	74.00	-7.94	peak	
2	*	5146.500	14.32	39.07	53.39	54.00	-0.61	AVG	

REMARKS:

- (1) Measurement Value = Reading Level + Correct Factor.
- (2) Margin Level = Measurement Value - Limit Value.

Orthogonal Axis	X		
Test Mode	UNII-1_TX AX (HE80) Mode 5210 MHz	RU configuration	242/61

Horizontal

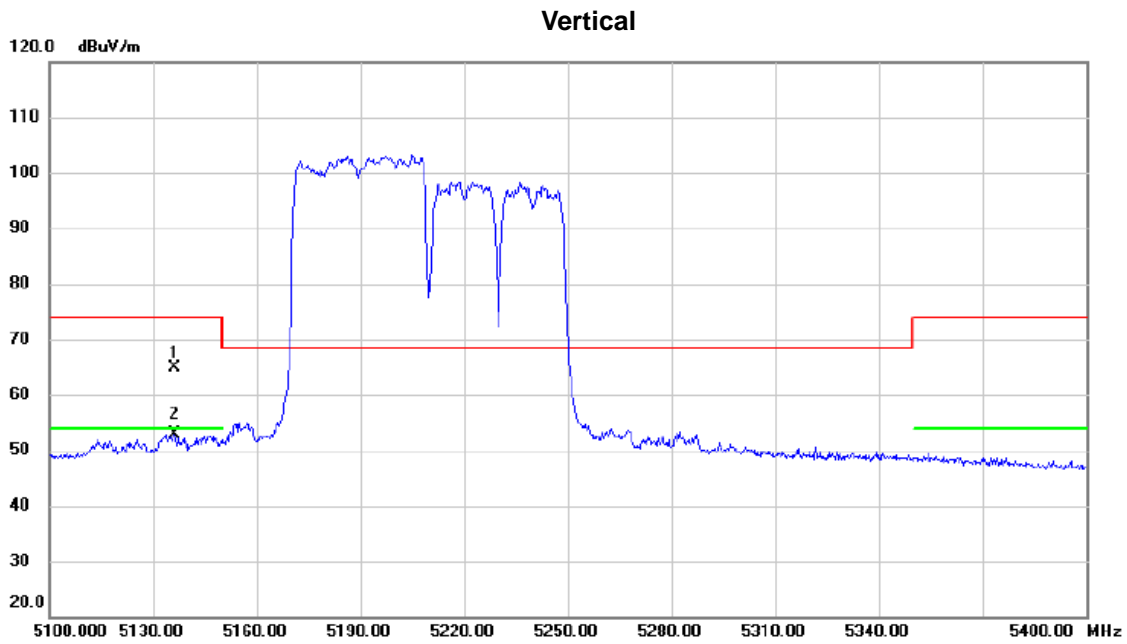


No.	Mk.	Freq. MHz	Reading Level dBuV	Correct Factor dB	Measure- ment dBuV/m	Limit dBuV/m	Margin dB	Detector	Comment
1		5150.000	23.79	39.07	62.86	74.00	-11.14	peak	
2	*	5150.000	8.63	39.07	47.70	54.00	-6.30	AVG	

REMARKS:

- (1) Measurement Value = Reading Level + Correct Factor.
- (2) Margin Level = Measurement Value - Limit Value.

Orthogonal Axis	X		
Test Mode	UNII-1_TX AX (HE80) Mode 5210 MHz	RU configuration	484/65

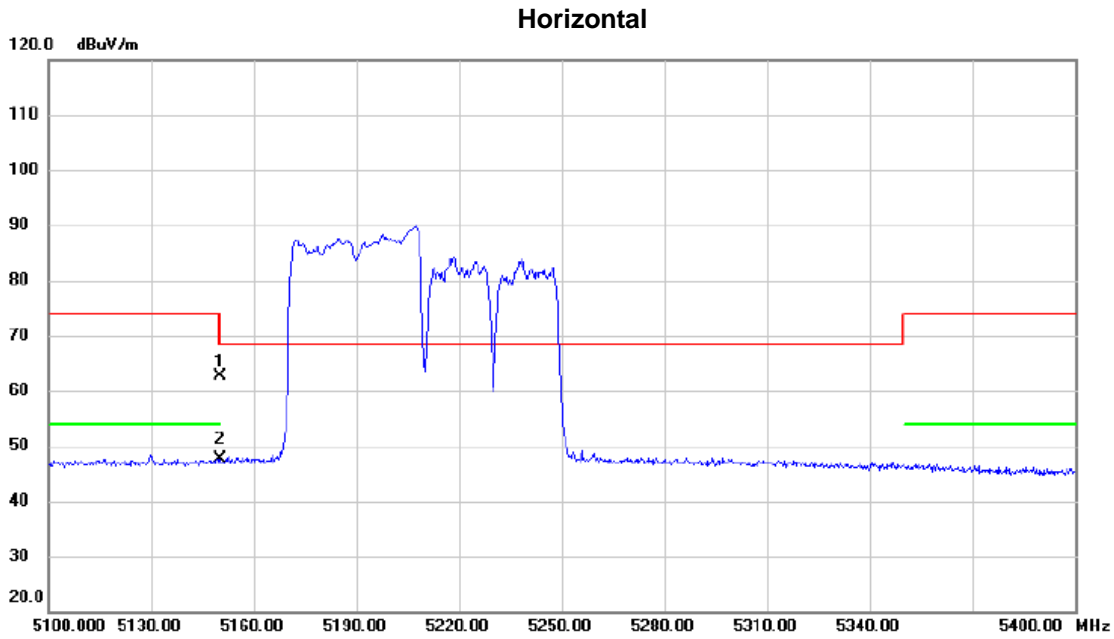


No.	Mk.	Freq. MHz	Reading Level dBuV	Correct Factor dB	Measure- ment dBuV/m	Limit dBuV/m	Margin dB	Detector	Comment
1		5136.150	25.90	39.05	64.95	74.00	-9.05	peak	
2	*	5136.150	13.88	39.05	52.93	54.00	-1.07	AVG	

REMARKS:

- (1) Measurement Value = Reading Level + Correct Factor.
- (2) Margin Level = Measurement Value - Limit Value.

Orthogonal Axis	X		
Test Mode	UNII-1_TX AX (HE80) Mode 5210 MHz	RU configuration	484/65



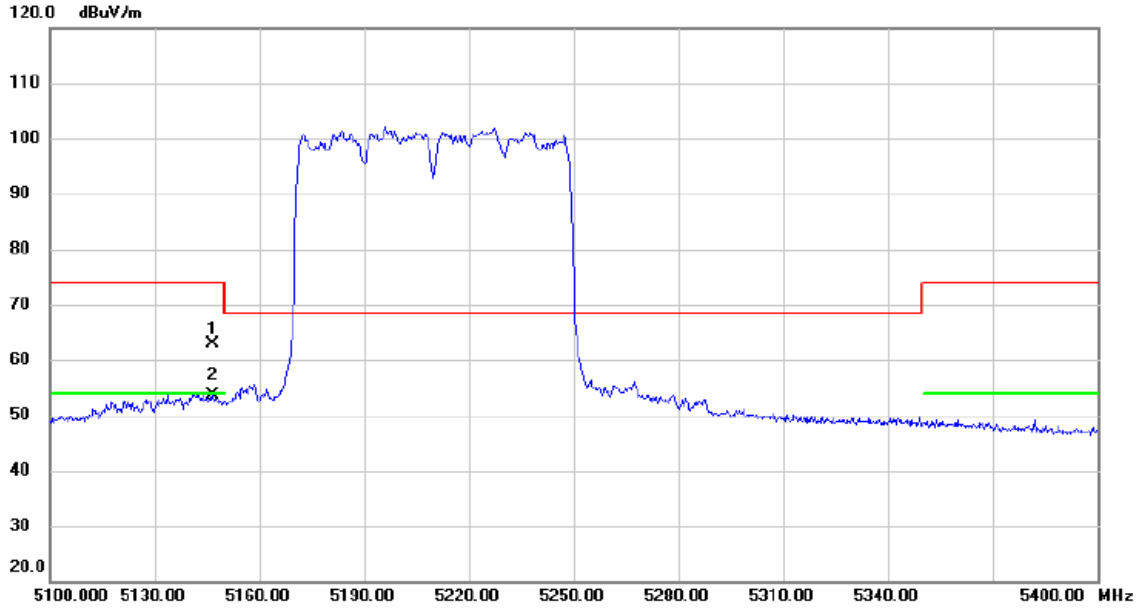
No.	Mk.	Freq. MHz	Reading Level dBuV	Correct Factor dB	Measure- ment dBuV/m	Limit dBuV/m	Margin dB	Detector	Comment
1		5150.000	23.51	39.07	62.58	74.00	-11.42	peak	
2	*	5150.000	8.49	39.07	47.56	54.00	-6.44	AVG	

REMARKS:

- (1) Measurement Value = Reading Level + Correct Factor.
- (2) Margin Level = Measurement Value - Limit Value.

Orthogonal Axis	X		
Test Mode	UNII-1_TX AX (HE80) Mode 5210 MHz	RU configuration	996/67

Vertical



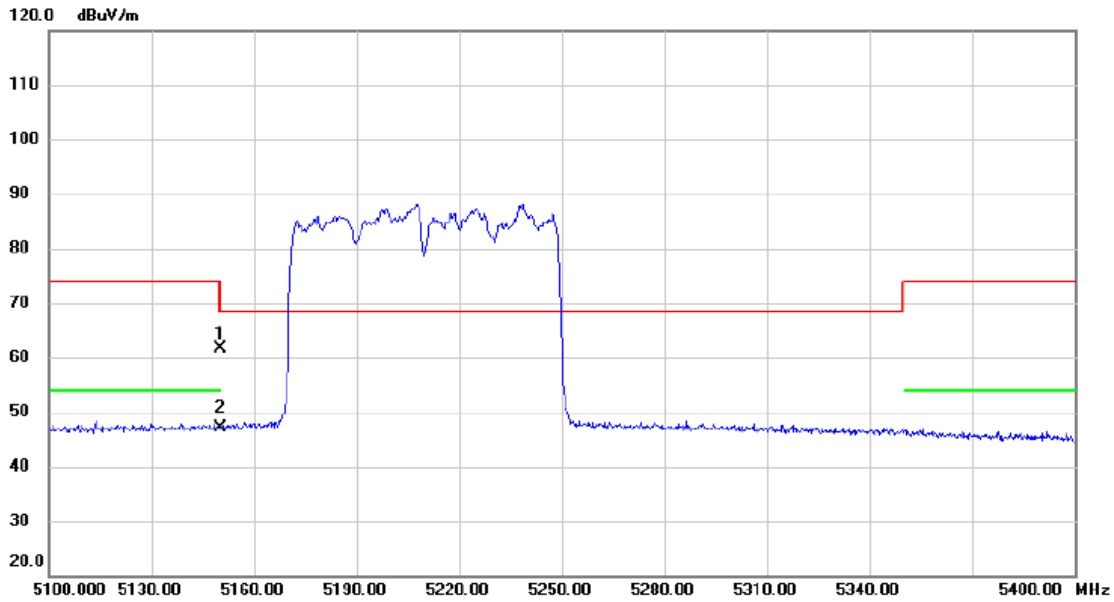
No.	Mk.	Freq. MHz	Reading Level dBuV	Correct Factor dB	Measure- ment dBuV/m	Limit dBuV/m	Margin dB	Detector	Comment
1		5146.650	23.93	39.07	63.00	74.00	-11.00	peak	
2	*	5146.650	14.66	39.07	53.73	54.00	-0.27	AVG	

REMARKS:

- (1) Measurement Value = Reading Level + Correct Factor.
- (2) Margin Level = Measurement Value - Limit Value.

Orthogonal Axis	X		
Test Mode	UNII-1_TX AX (HE80) Mode 5210 MHz	RU configuration	996/67

Horizontal

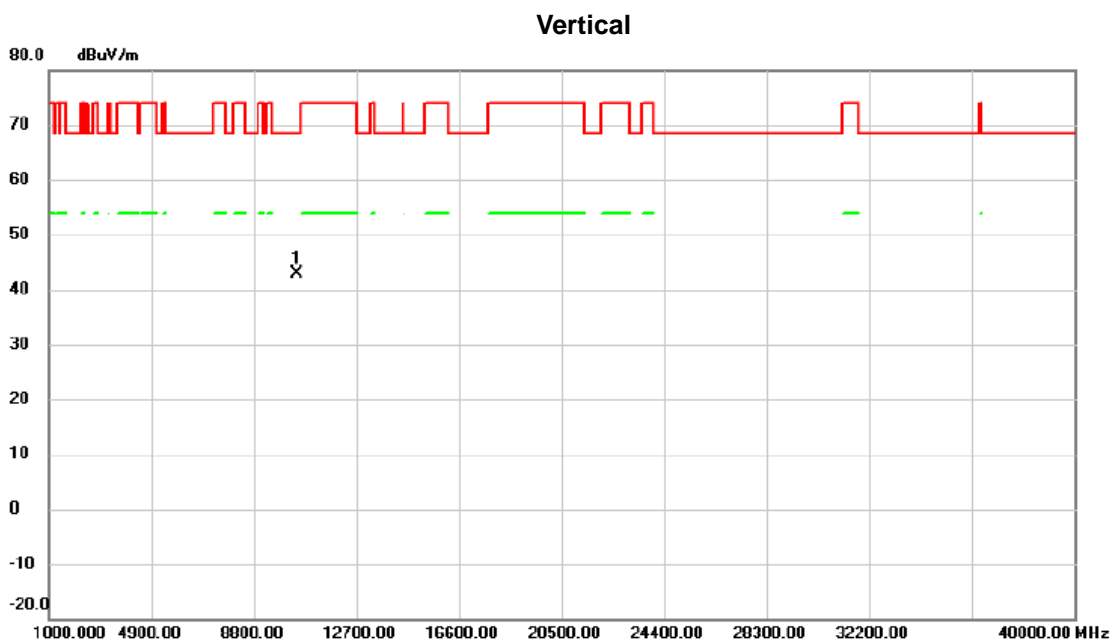


No.	Mk.	Freq. MHz	Reading Level dBuV	Correct Factor dB	Measure- ment dBuV/m	Limit dBuV/m	Margin dB	Detector	Comment
1		5150.000	22.57	39.07	61.64	74.00	-12.36	peak	
2	*	5150.000	8.05	39.07	47.12	54.00	-6.88	AVG	

REMARKS:

- (1) Measurement Value = Reading Level + Correct Factor.
- (2) Margin Level = Measurement Value - Limit Value.

Orthogonal Axis	X		
Test Mode	UNII-1_TX AX (HE80) Mode 5210 MHz	RU configuration	996/67

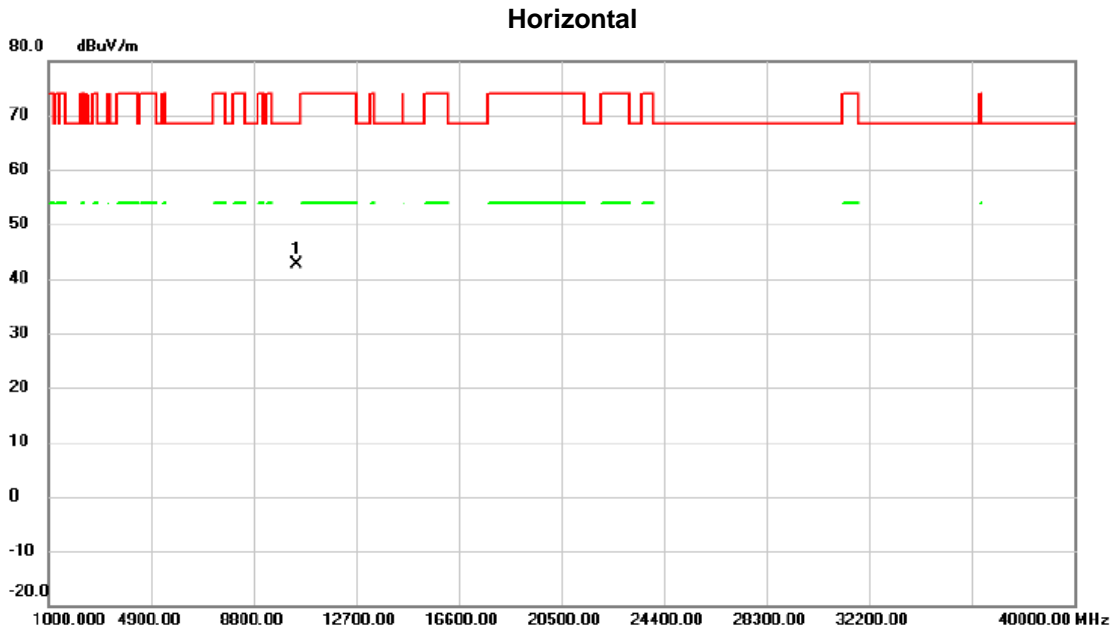


No.	Mk.	Freq.	Reading Level	Correct Factor	Measurement	Limit	Margin	Detector	Comment
		MHz	dBuV	dB	dBuV/m	dBuV/m	dB		
1	*	10420.00	44.42	-1.45	42.97	68.30	-25.33	peak	

REMARKS:

- (1) Measurement Value = Reading Level + Correct Factor.
- (2) Margin Level = Measurement Value - Limit Value.

Orthogonal Axis	X		
Test Mode	UNII-1_TX AX (HE80) Mode 5210 MHz	RU configuration	996/67



No.	Mk.	Freq. MHz	Reading Level dBuV	Correct Factor dB	Measure- ment dBuV/m	Limit dBuV/m	Margin dB	Detector	Comment
1	*	10420.00	44.17	-1.45	42.72	68.30	-25.58	peak	

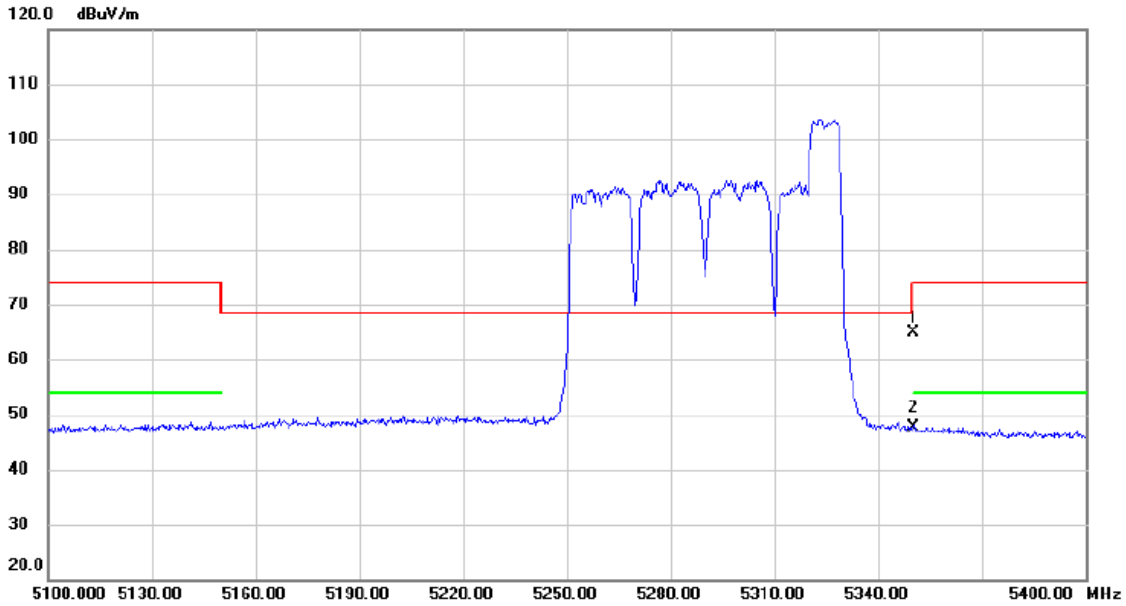
REMARKS:

(1) Measurement Value = Reading Level + Correct Factor.

(2) Margin Level = Measurement Value - Limit Value.

Orthogonal Axis	X		
Test Mode	UNII-2A_TX AX (HE80) Mode 5290 MHz	RU configuration	106/60

Vertical

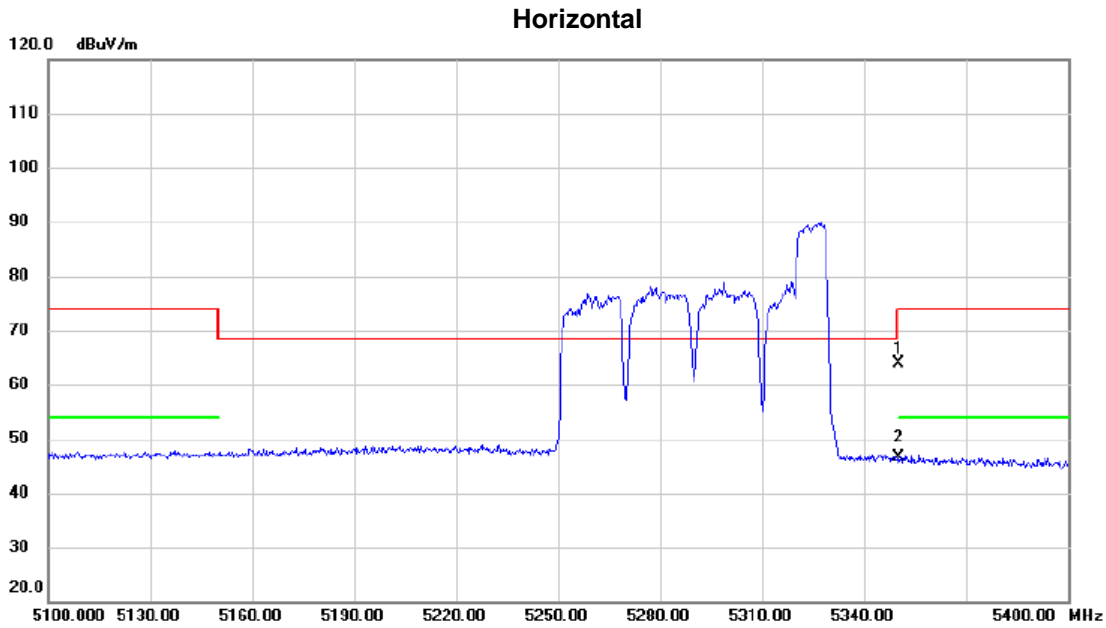


No.	Mk.	Freq.	Reading Level	Correct Factor	Measurement	Limit	Margin		
		MHz	dBuV	dB	dBuV/m	dBuV/m	dB	Detector	Comment
1		5350.000	25.65	39.32	64.97	74.00	-9.03	peak	
2	*	5350.000	8.22	39.32	47.54	54.00	-6.46	AVG	

REMARKS:

- (1) Measurement Value = Reading Level + Correct Factor.
- (2) Margin Level = Measurement Value - Limit Value.

Orthogonal Axis	X		
Test Mode	UNII-2A_TX AX (HE80) Mode 5290 MHz	RU configuration	106/60



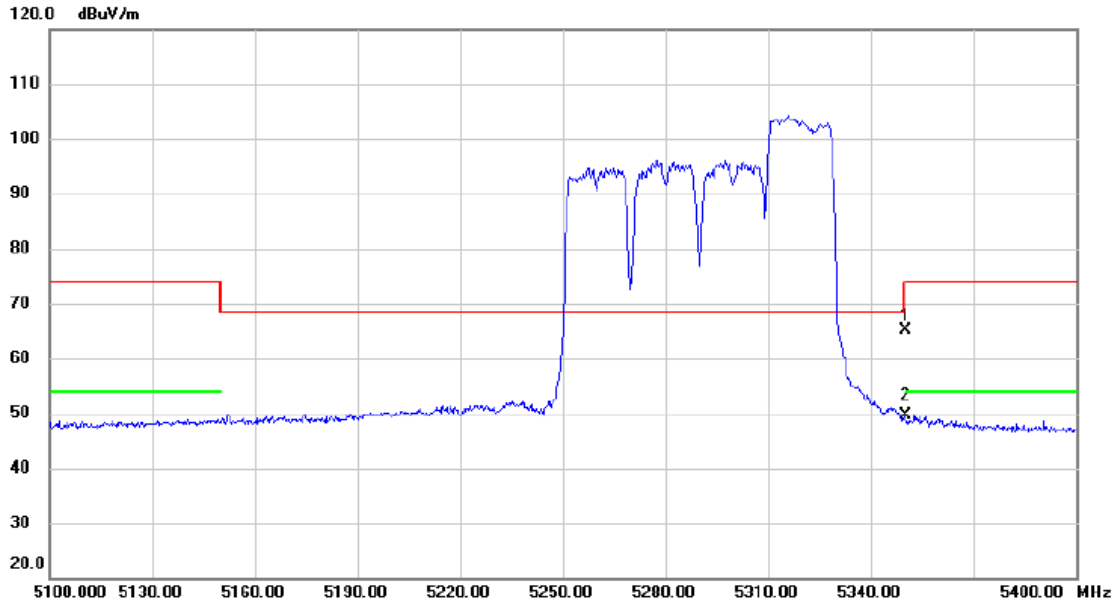
No.	Mk.	Freq. MHz	Reading Level dBuV	Correct Factor dB	Measurement dBuV/m	Limit dBuV/m	Margin dB	Detector	Comment
1		5350.000	24.58	39.32	63.90	74.00	-10.10	peak	
2	*	5350.000	7.43	39.32	46.75	54.00	-7.25	AVG	

REMARKS:

- (1) Measurement Value = Reading Level + Correct Factor.
- (2) Margin Level = Measurement Value - Limit Value.

Orthogonal Axis	X		
Test Mode	UNII-2A_TX AX (HE80) Mode 5290 MHz	RU configuration	242/64

Vertical

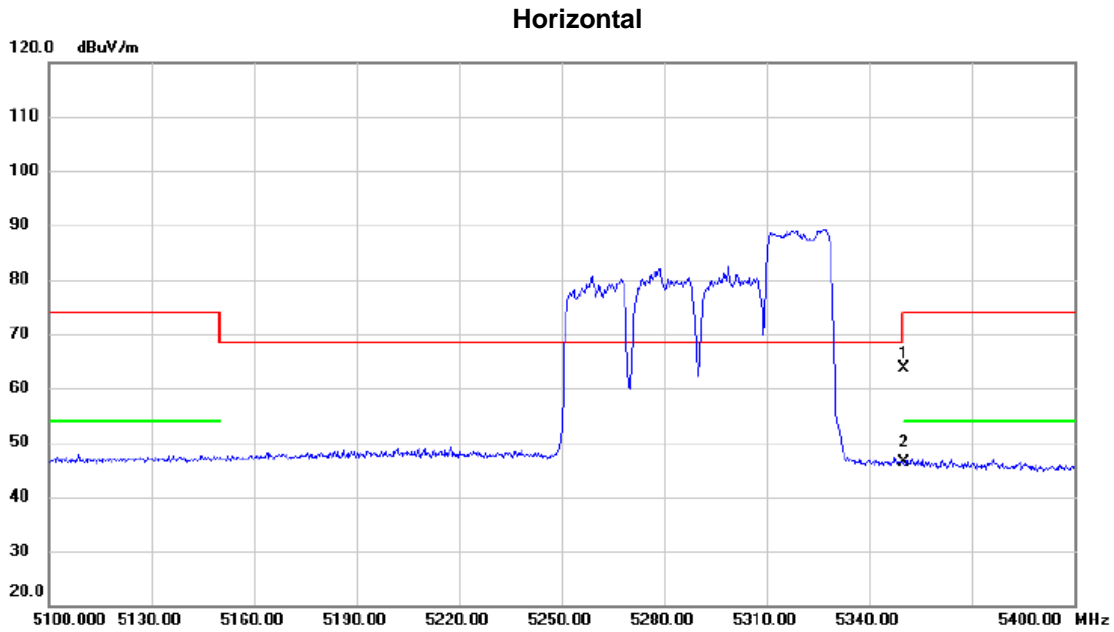


No.	Mk.	Freq. MHz	Reading Level dBuV	Correct Factor dB	Measure- ment dBuV/m	Limit dBuV/m	Margin dB	Detector	Comment
1		5350.000	25.83	39.32	65.15	74.00	-8.85	peak	
2	*	5350.000	10.35	39.32	49.67	54.00	-4.33	AVG	

REMARKS:

- (1) Measurement Value = Reading Level + Correct Factor.
- (2) Margin Level = Measurement Value - Limit Value.

Orthogonal Axis	X		
Test Mode	UNII-2A_TX AX (HE80) Mode 5290 MHz	RU configuration	242/64

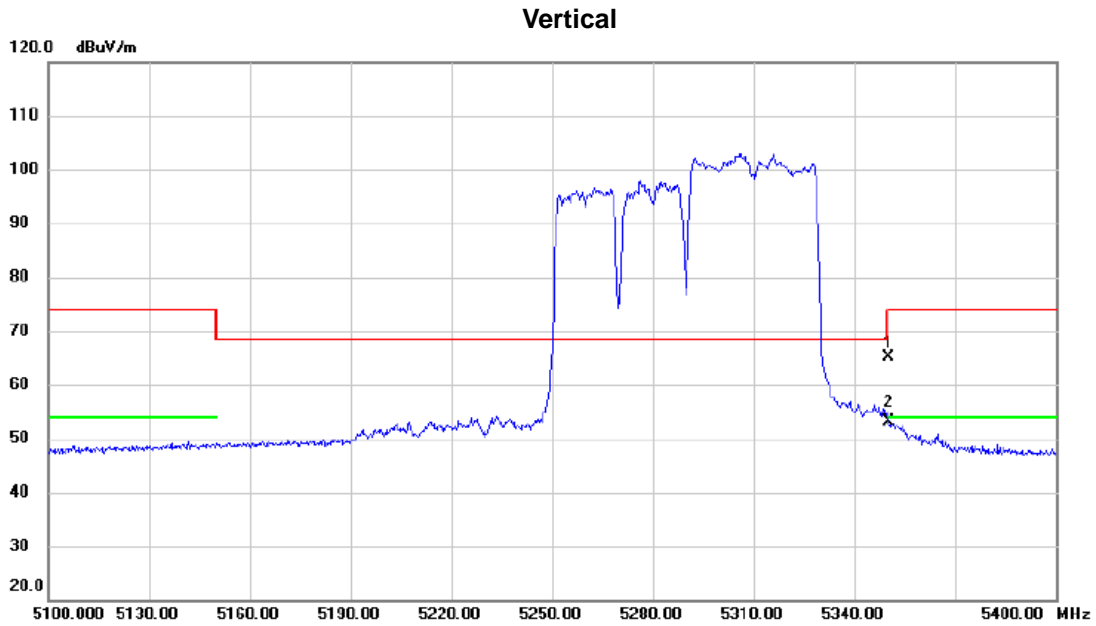


No.	Mk.	Freq.	Reading Level	Correct Factor	Measurement	Limit	Margin	Detector	Comment
		MHz	dBuV	dB	dBuV/m	dBuV/m	dB		
1		5350.000	24.35	39.32	63.67	74.00	-10.33	peak	
2	*	5350.000	7.00	39.32	46.32	54.00	-7.68	AVG	

REMARKS:

- (1) Measurement Value = Reading Level + Correct Factor.
- (2) Margin Level = Measurement Value - Limit Value.

Orthogonal Axis	X		
Test Mode	UNII-2A_TX AX (HE80) Mode 5290 MHz	RU configuration	484/66



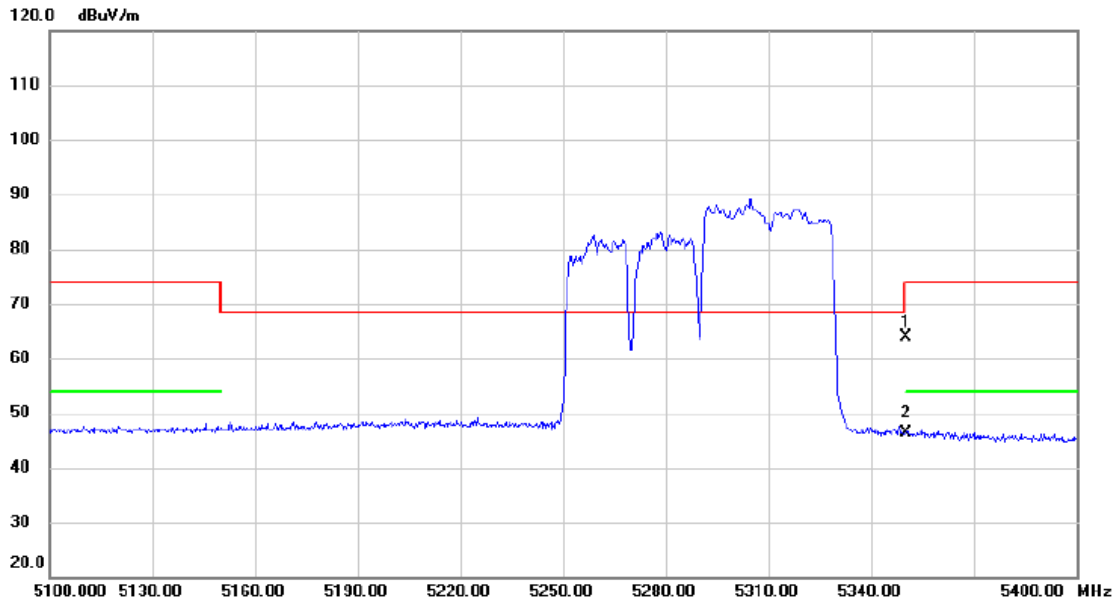
No.	Mk.	Freq. MHz	Reading Level dBuV	Correct Factor dB	Measure- ment dBuV/m	Limit dBuV/m	Margin dB	Detector	Comment
1		5350.000	25.70	39.32	65.02	74.00	-8.98	peak	
2	*	5350.000	13.72	39.32	53.04	54.00	-0.96	AVG	

REMARKS:

- (1) Measurement Value = Reading Level + Correct Factor.
- (2) Margin Level = Measurement Value - Limit Value.

Orthogonal Axis	X		
Test Mode	UNII-2A_TX AX (HE80) Mode 5290 MHz	RU configuration	484/66

Horizontal



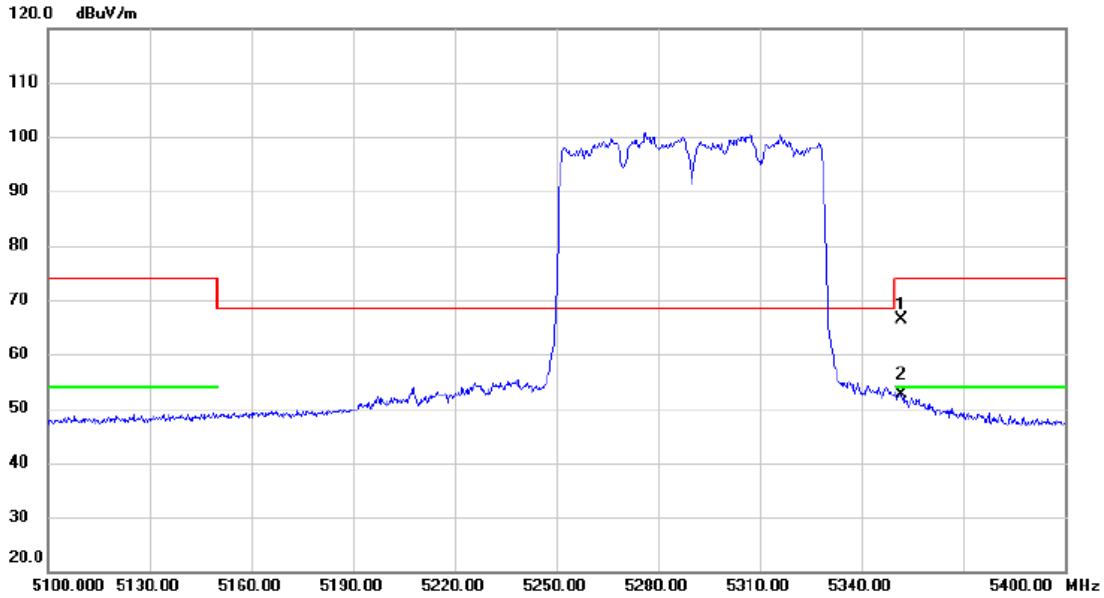
No.	Mk.	Freq.	Reading Level	Correct Factor	Measurement	Limit	Margin	Detector	Comment
		MHz	dBuV	dB	dBuV/m	dBuV/m	dB		
1		5350.000	24.67	39.32	63.99	74.00	-10.01	peak	
2	*	5350.000	7.04	39.32	46.36	54.00	-7.64	AVG	

REMARKS:

- (1) Measurement Value = Reading Level + Correct Factor.
- (2) Margin Level = Measurement Value - Limit Value.

Orthogonal Axis	X		
Test Mode	UNII-2A_TX AX (HE80) Mode 5290 MHz	RU configuration	996/67

Vertical



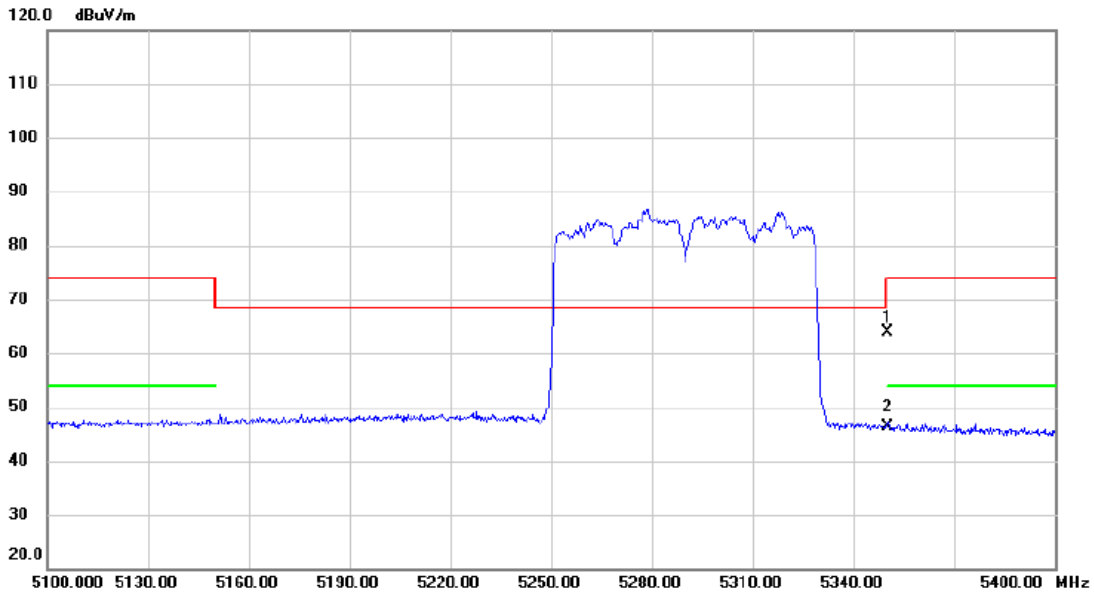
No.	Mk.	Freq. MHz	Reading Level dBuV	Correct Factor dB	Measure- ment dBuV/m	Limit dBuV/m	Margin dB	Detector	Comment
1		5351.700	27.11	39.32	66.43	74.00	-7.57	peak	
2	*	5351.700	13.20	39.32	52.52	54.00	-1.48	AVG	

REMARKS:

- (1) Measurement Value = Reading Level + Correct Factor.
- (2) Margin Level = Measurement Value - Limit Value.

Orthogonal Axis	X		
Test Mode	UNII-2A_TX AX (HE80) Mode 5290 MHz	RU configuration	996/67

Horizontal

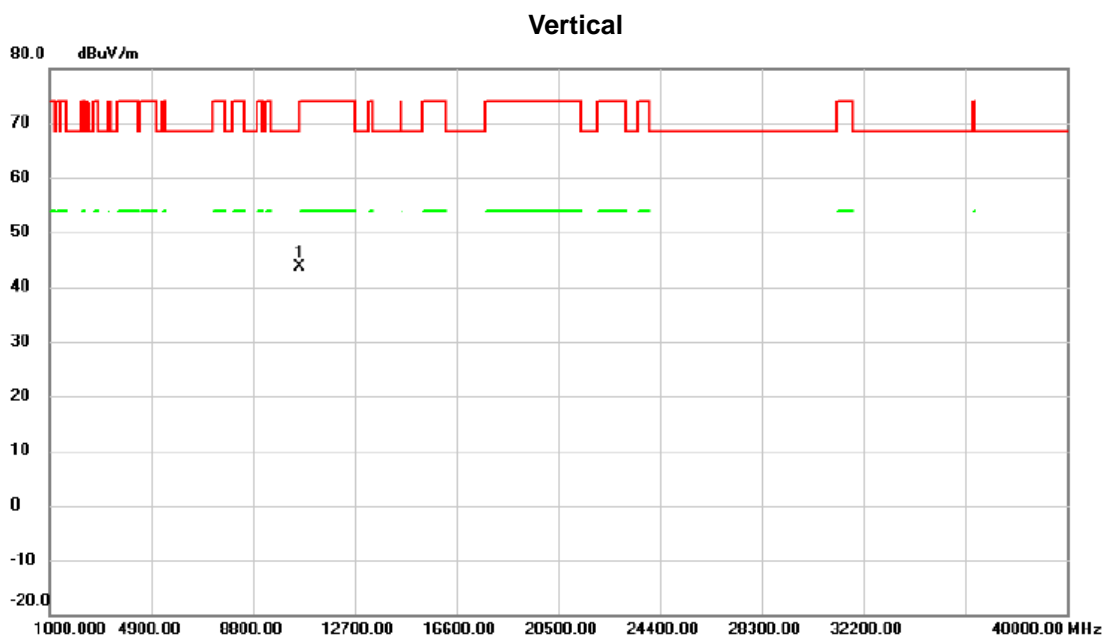


No.	Mk.	Freq. MHz	Reading Level dBuV	Correct Factor dB	Measure- ment dBuV/m	Limit dBuV/m	Margin dB	Detector	Comment
1		5350.000	24.56	39.32	63.88	74.00	-10.12	peak	
2	*	5350.000	6.99	39.32	46.31	54.00	-7.69	AVG	

REMARKS:

- (1) Measurement Value = Reading Level + Correct Factor.
- (2) Margin Level = Measurement Value - Limit Value.

Orthogonal Axis	X		
Test Mode	UNII-2A_TX AX (HE80) Mode 5290 MHz	RU configuration	996/67

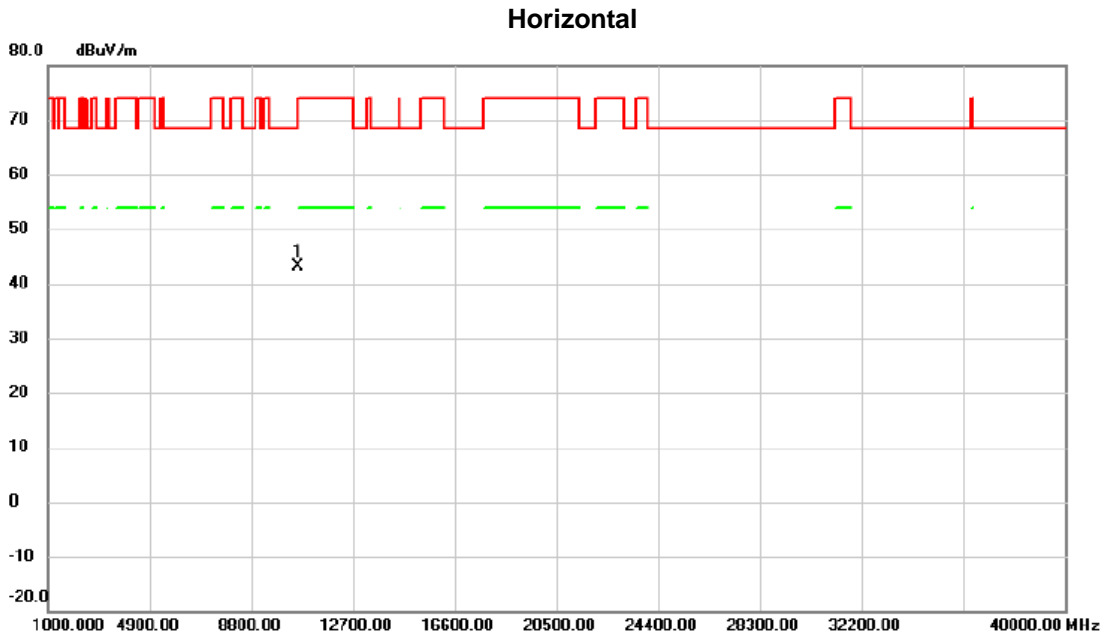


No.	Mk.	Freq. MHz	Reading Level dBuV	Correct Factor dB	Measure- ment dBuV/m	Limit dBuV/m	Margin dB	Detector	Comment
1	*	10580.00	44.59	-1.07	43.52	68.30	-24.78	peak	

REMARKS:

- (1) Measurement Value = Reading Level + Correct Factor.
- (2) Margin Level = Measurement Value - Limit Value.

Orthogonal Axis	X		
Test Mode	UNII-2A_TX AX (HE80) Mode 5290 MHz	RU configuration	996/67



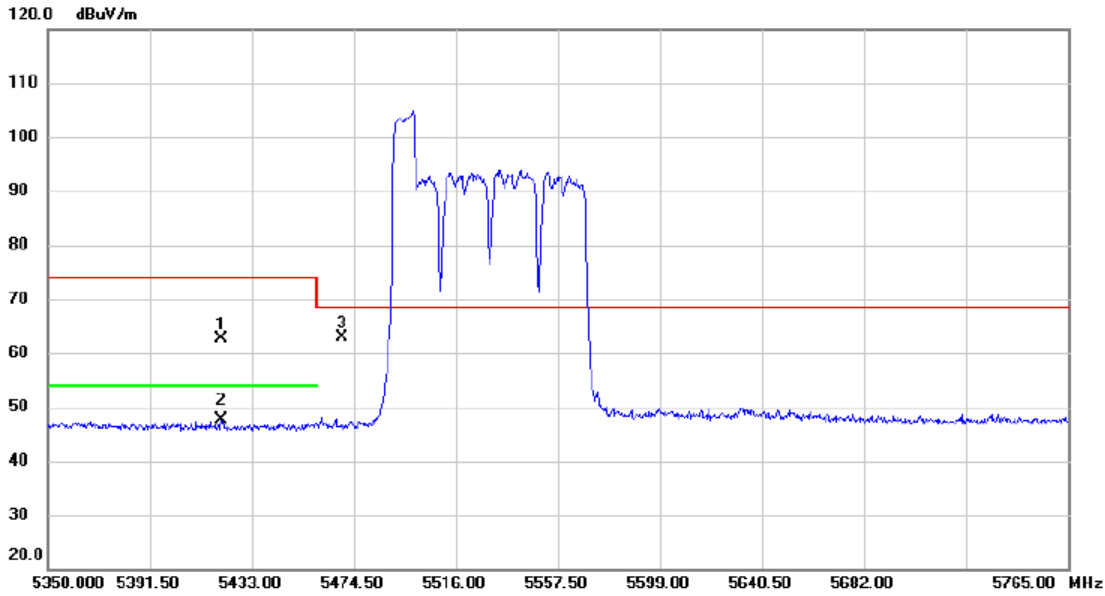
No.	Mk.	Freq.	Reading Level	Correct Factor	Measurement	Limit	Margin	Detector	Comment
		MHz	dBuV	dB	dBuV/m	dBuV/m	dB		
1	*	10580.00	44.13	-1.07	43.06	68.30	-25.24	peak	

REMARKS:

- (1) Measurement Value = Reading Level + Correct Factor.
- (2) Margin Level = Measurement Value - Limit Value.

Orthogonal Axis	X		
Test Mode	UNII-2C_TX AX (HE80) Mode 5530 MHz	RU configuration	106/53

Vertical

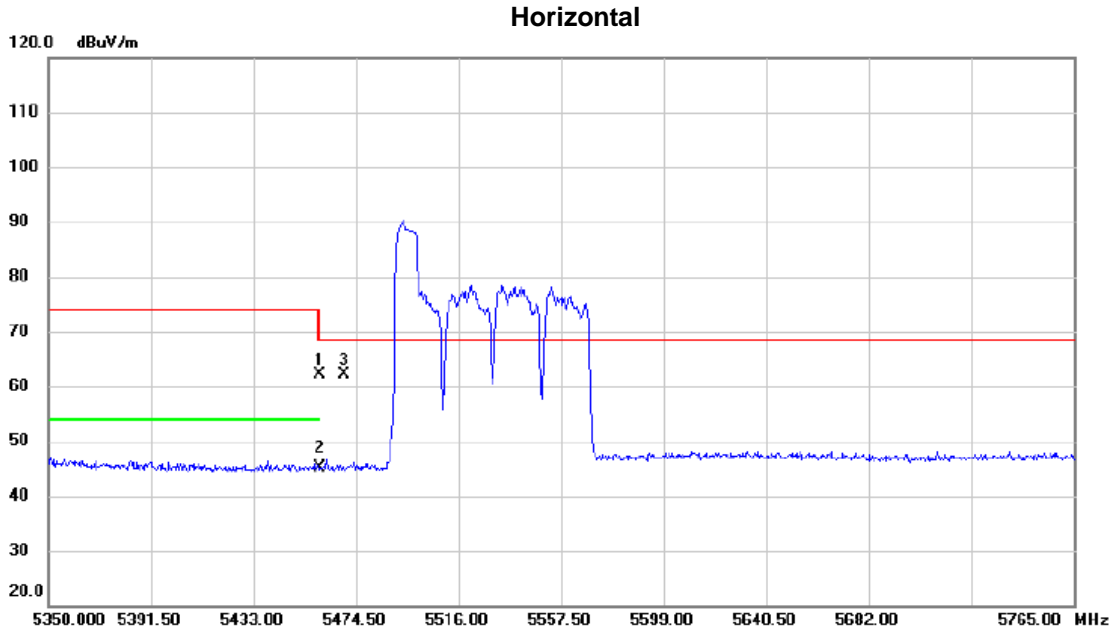


No.	Mk.	Freq. MHz	Reading Level dBuV	Correct Factor dB	Measurement dBuV/m	Limit dBuV/m	Margin dB	Detector	Comment
1		5420.757	23.25	39.41	62.66	74.00	-11.34	peak	
2		5420.757	8.30	39.41	47.71	54.00	-6.29	AVG	
3	*	5470.000	23.46	39.47	62.93	68.30	-5.37	peak	

REMARKS:

- (1) Measurement Value = Reading Level + Correct Factor.
- (2) Margin Level = Measurement Value - Limit Value.

Orthogonal Axis	X		
Test Mode	UNII-2C_TX AX (HE80) Mode 5530 MHz	RU configuration	106/53



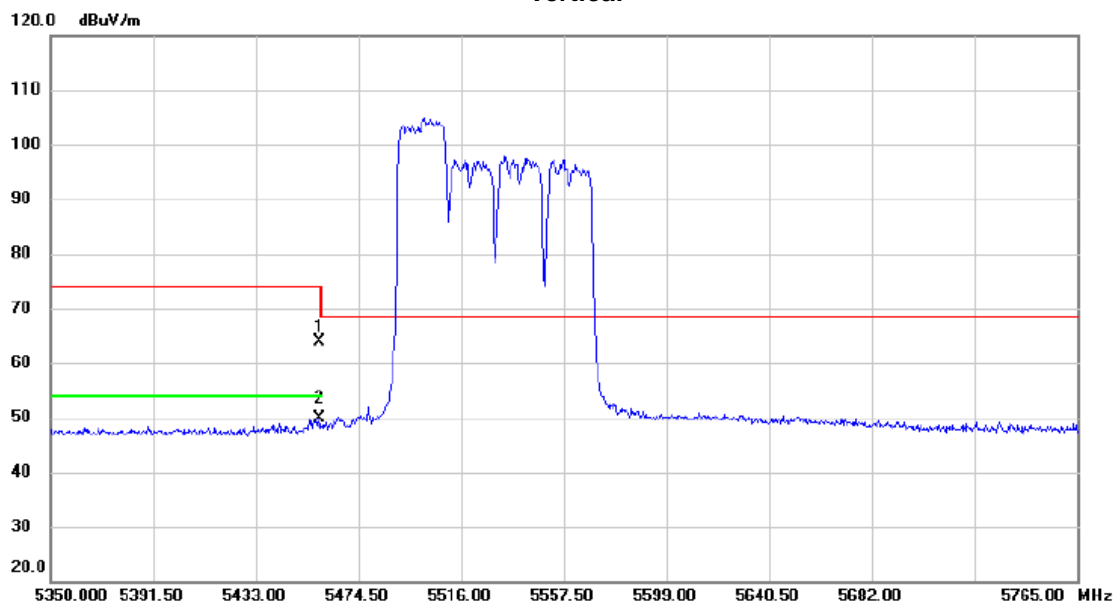
No.	Mk.	Freq. MHz	Reading Level dBuV	Correct Factor dB	Measure- ment dBuV/m	Limit dBuV/m	Margin dB	Detector	Comment
1		5460.000	22.75	39.46	62.21	74.00	-11.79	peak	
2		5460.000	5.75	39.46	45.21	54.00	-8.79	AVG	
3	*	5470.000	22.69	39.47	62.16	68.30	-6.14	peak	

REMARKS:

- (1) Measurement Value = Reading Level + Correct Factor.
- (2) Margin Level = Measurement Value - Limit Value.

Orthogonal Axis	X		
Test Mode	UNII-2C_TX AX (HE80) Mode 5530 MHz	RU configuration	242/61

Vertical

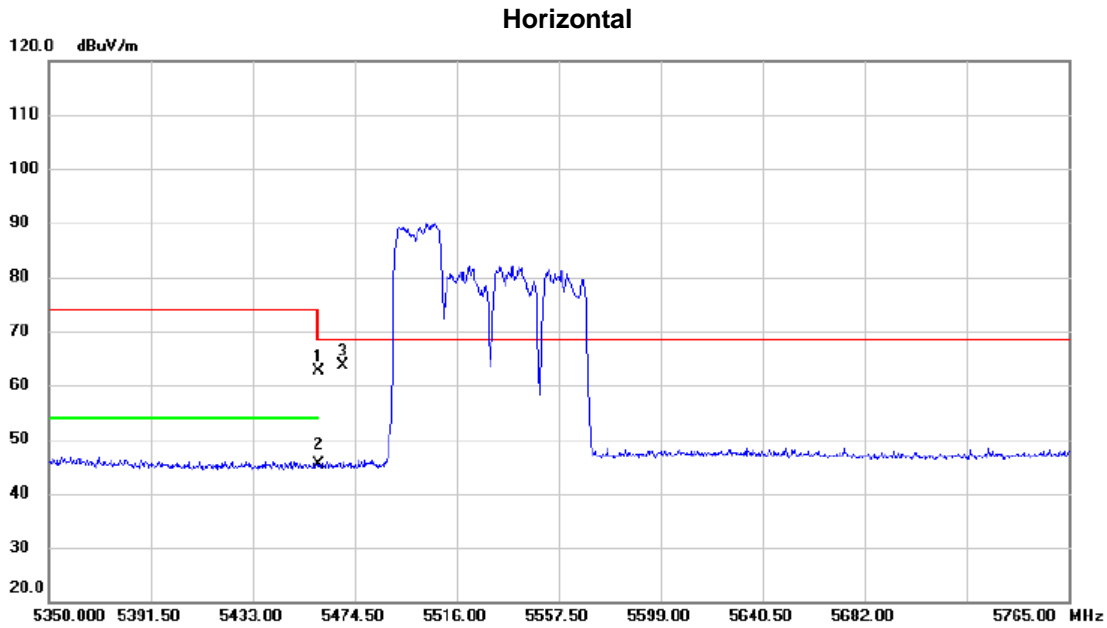


No.	Mk.	Freq. MHz	Reading Level dBuV	Correct Factor dB	Measure- ment dBuV/m	Limit dBuV/m	Margin dB	Detector	Comment
1		5458.730	24.35	39.46	63.81	74.00	-10.19	peak	
2	*	5458.730	10.36	39.46	49.82	54.00	-4.18	AVG	

REMARKS:

- (1) Measurement Value = Reading Level + Correct Factor.
- (2) Margin Level = Measurement Value - Limit Value.

Orthogonal Axis	X		
Test Mode	UNII-2C_TX AX (HE80) Mode 5530 MHz	RU configuration	242/61



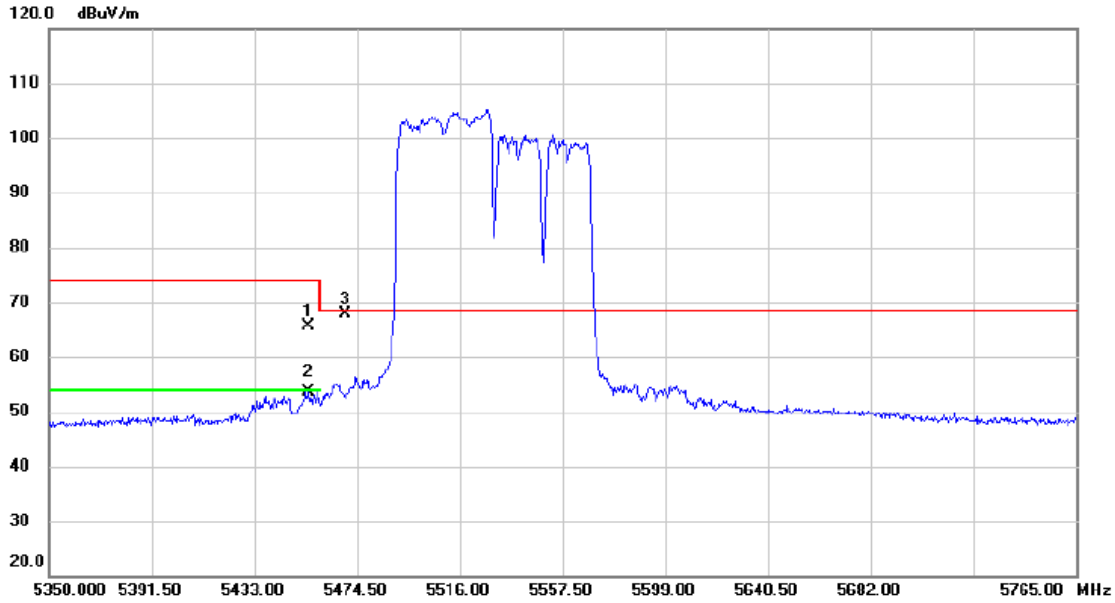
No.	Mk.	Freq. MHz	Reading Level dBuV	Correct Factor dB	Measure- ment dBuV/m	Limit dBuV/m	Margin dB	Detector	Comment
1		5460.000	23.24	39.46	62.70	74.00	-11.30	peak	
2		5460.000	5.95	39.46	45.41	54.00	-8.59	AVG	
3	*	5470.000	24.17	39.47	63.64	68.30	-4.66	peak	

REMARKS:

- (1) Measurement Value = Reading Level + Correct Factor.
- (2) Margin Level = Measurement Value - Limit Value.

Orthogonal Axis	X		
Test Mode	UNII-2C_TX AX (HE80) Mode 5530 MHz	RU configuration	484/65

Vertical



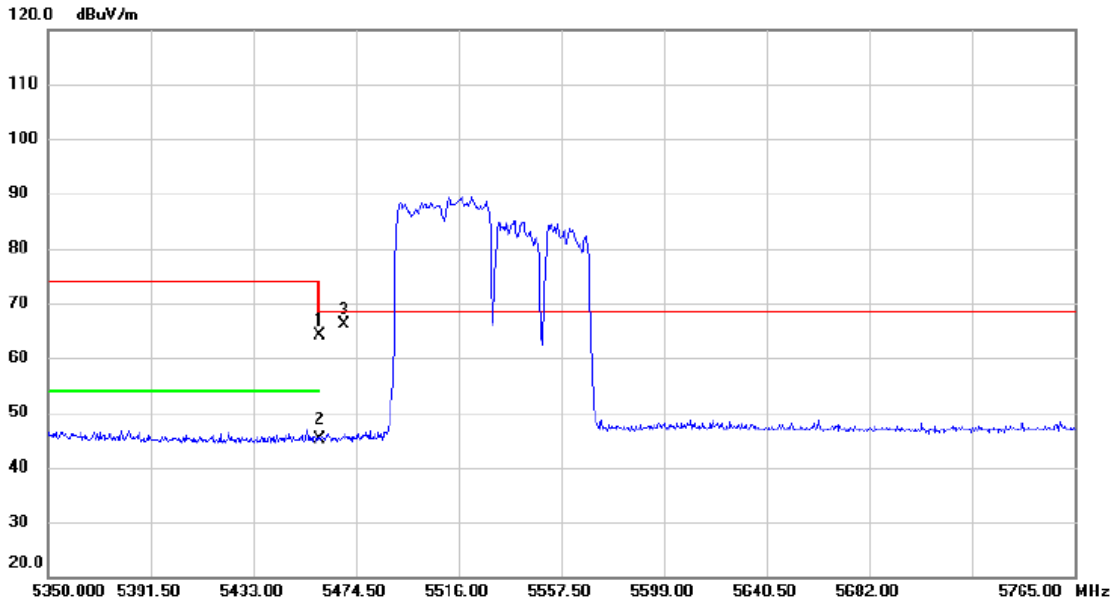
No.	Mk.	Freq. MHz	Reading Level dBuV	Correct Factor dB	Measure- ment dBuV/m	Limit dBuV/m	Margin dB	Detector	Comment
1		5454.995	26.18	39.45	65.63	74.00	-8.37	peak	
2		5454.995	14.13	39.45	53.58	54.00	-0.42	AVG	
3	*	5470.000	28.47	39.47	67.94	68.30	-0.36	peak	

REMARKS:

- (1) Measurement Value = Reading Level + Correct Factor.
- (2) Margin Level = Measurement Value - Limit Value.

Orthogonal Axis	X		
Test Mode	UNII-2C_TX AX (HE80) Mode 5530 MHz	RU configuration	484/65

Horizontal



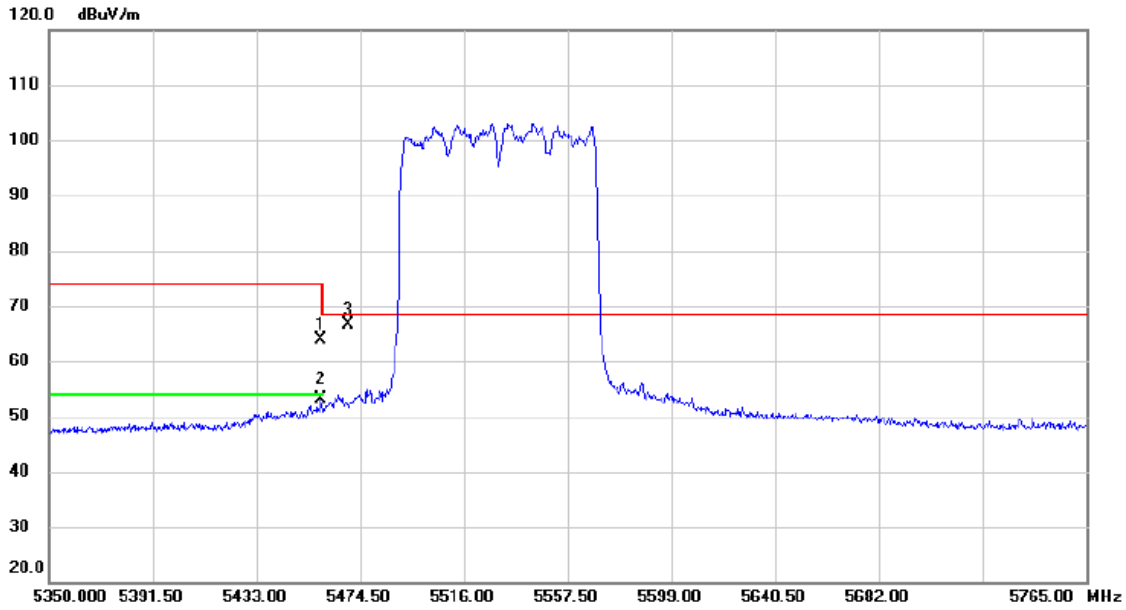
No.	Mk.	Freq. MHz	Reading Level dBuV	Correct Factor dB	Measure- ment dBuV/m	Limit dBuV/m	Margin dB	Detector	Comment
1		5460.000	24.61	39.46	64.07	74.00	-9.93	peak	
2		5460.000	5.55	39.46	45.01	54.00	-8.99	AVG	
3	*	5470.000	26.73	39.47	66.20	68.30	-2.10	peak	

REMARKS:

- (1) Measurement Value = Reading Level + Correct Factor.
- (2) Margin Level = Measurement Value - Limit Value.

Orthogonal Axis	X		
Test Mode	UNII-2C_TX AX (HE80) Mode 5530 MHz	RU configuration	996/67

Vertical



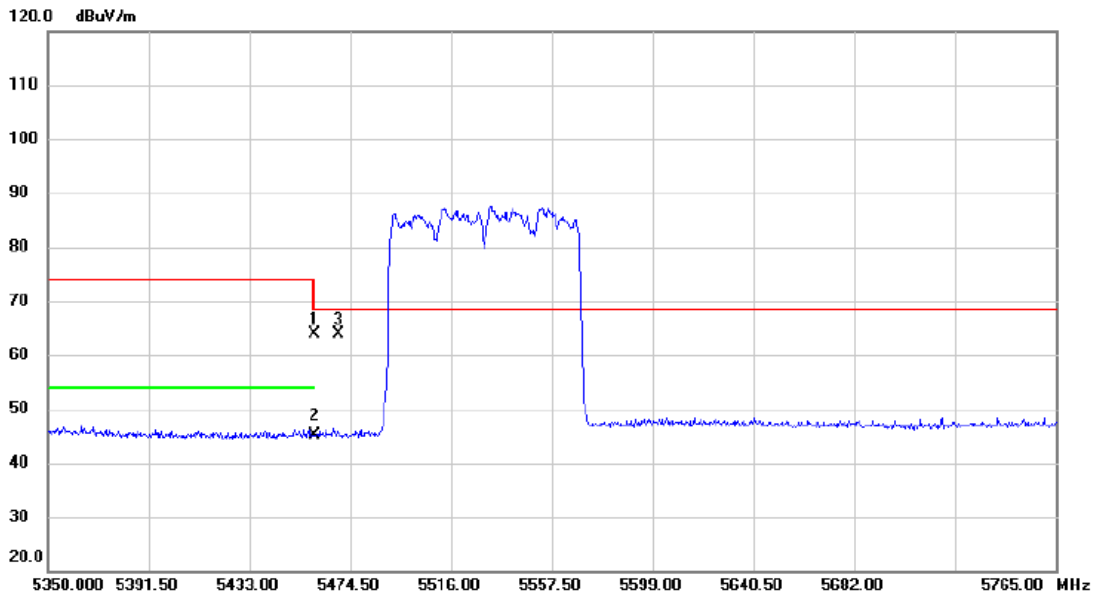
No.	Mk.	Freq. MHz	Reading Level dBuV	Correct Factor dB	Measure- ment dBuV/m	Limit dBuV/m	Margin dB	Detector	Comment
1		5458.523	24.40	39.46	63.86	74.00	-10.14	peak	
2	*	5458.523	13.74	39.46	53.20	54.00	-0.80	AVG	
3		5470.000	27.17	39.47	66.64	68.30	-1.66	peak	

REMARKS:

- (1) Measurement Value = Reading Level + Correct Factor.
- (2) Margin Level = Measurement Value - Limit Value.

Orthogonal Axis	X		
Test Mode	UNII-2C_TX AX (HE80) Mode 5530 MHz	RU configuration	996/67

Horizontal



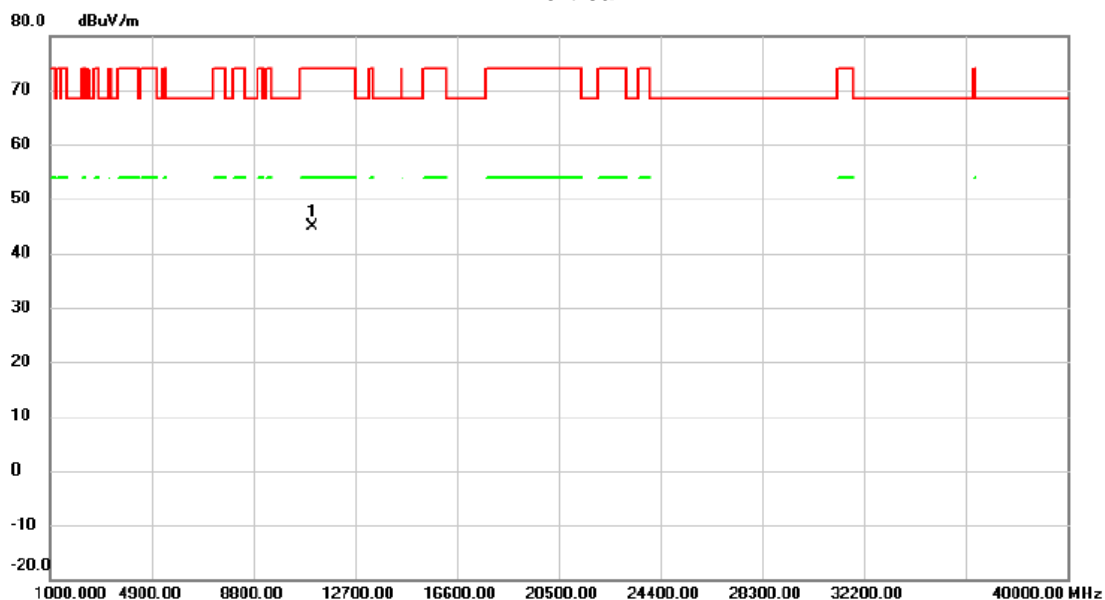
No.	Mk.	Freq. MHz	Reading Level dBuV	Correct Factor dB	Measure- ment dBuV/m	Limit dBuV/m	Margin dB	Detector	Comment
1		5460.000	24.36	39.46	63.82	74.00	-10.18	peak	
2		5460.000	5.58	39.46	45.04	54.00	-8.96	AVG	
3	*	5470.000	24.29	39.47	63.76	68.30	-4.54	peak	

REMARKS:

- (1) Measurement Value = Reading Level + Correct Factor.
- (2) Margin Level = Measurement Value - Limit Value.

Orthogonal Axis	X		
Test Mode	UNII-2C_TX AX (HE80) Mode 5530 MHz	RU configuration	996/67

Vertical

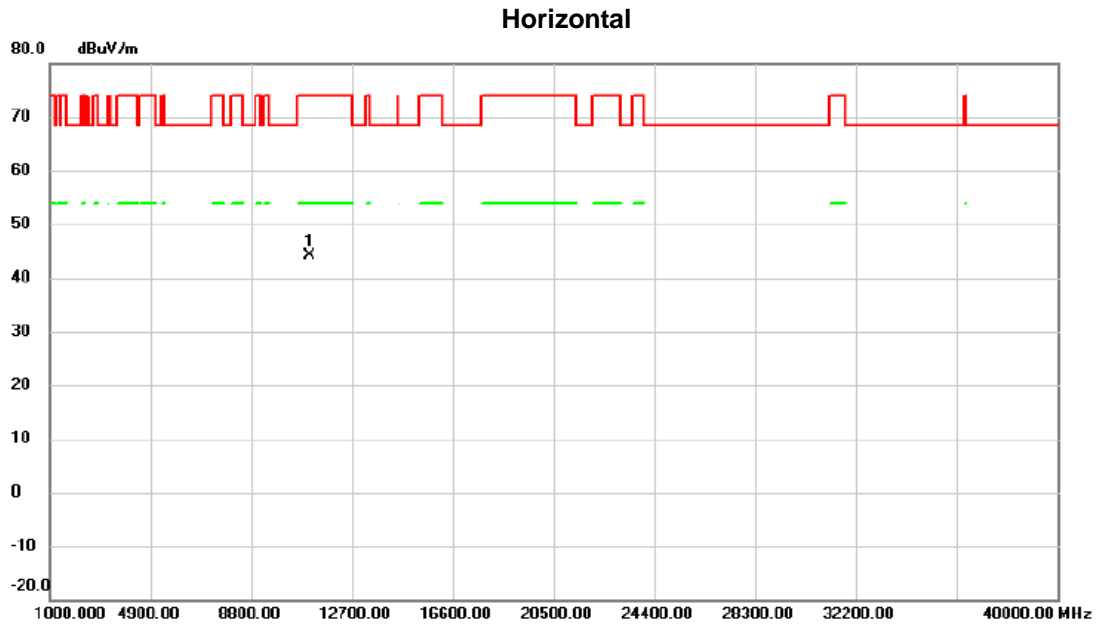


No.	Mk.	Freq. MHz	Reading Level dBuV	Correct Factor dB	Measure- ment dBuV/m	Limit dBuV/m	Margin dB	Detector	Comment
1	*	11060.00	43.93	0.97	44.90	74.00	-29.10	peak	

REMARKS:

- (1) Measurement Value = Reading Level + Correct Factor.
- (2) Margin Level = Measurement Value - Limit Value.

Orthogonal Axis	X		
Test Mode	UNII-2C_TX AX (HE80) Mode 5530 MHz	RU configuration	996/67

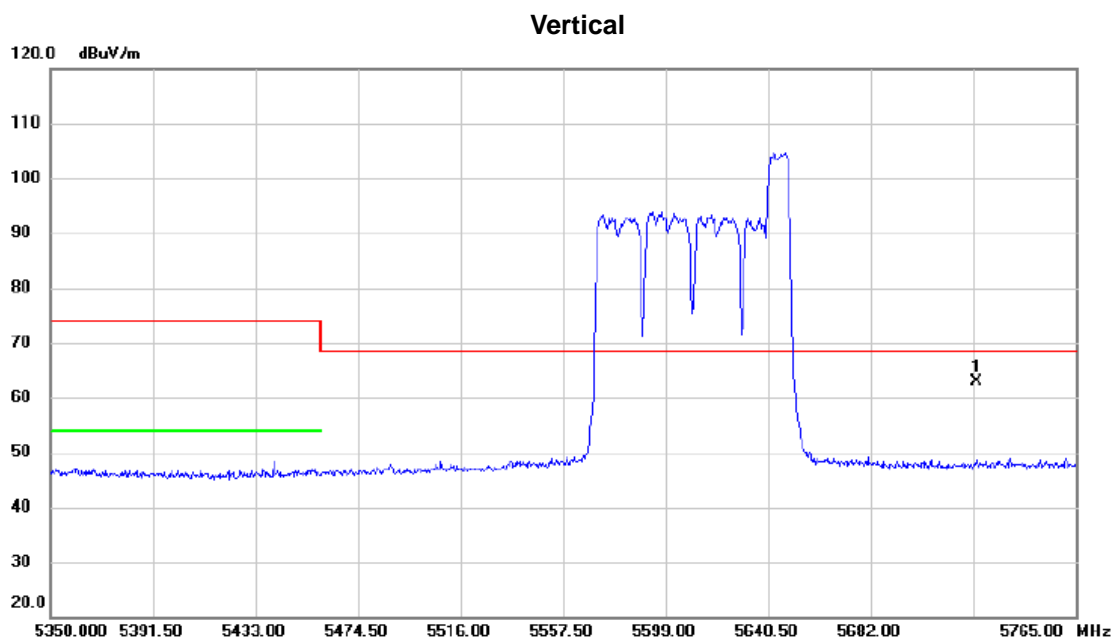


No.	Mk.	Freq. MHz	Reading Level dBuV	Correct Factor dB	Measure- ment dBuV/m	Limit dBuV/m	Margin dB	Detector	Comment
1	*	11060.00	43.27	0.97	44.24	74.00	-29.76	peak	

REMARKS:

- (1) Measurement Value = Reading Level + Correct Factor.
- (2) Margin Level = Measurement Value - Limit Value.

Orthogonal Axis	X		
Test Mode	UNII-2C_TX AX (HE80) Mode 5610 MHz	RU configuration	106/60



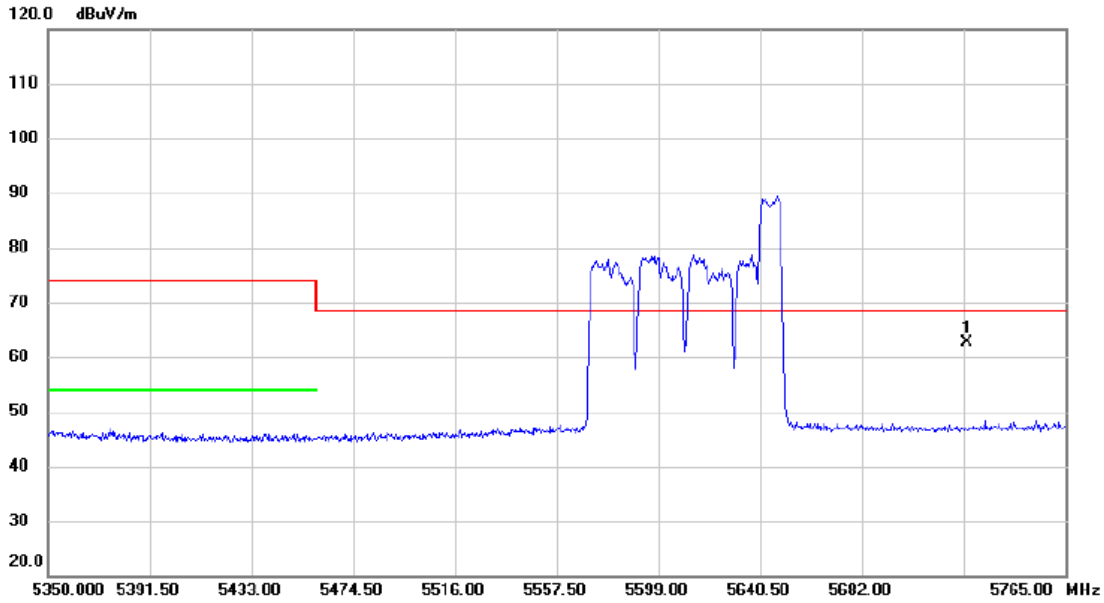
No.	Mk.	Freq. MHz	Reading Level dBuV	Correct Factor dB	Measure- ment dBuV/m	Limit dBuV/m	Margin dB	Detector	Comment
1	*	5725.000	22.75	40.05	62.80	68.30	-5.50	peak	

REMARKS:

- (1) Measurement Value = Reading Level + Correct Factor.
- (2) Margin Level = Measurement Value - Limit Value.

Orthogonal Axis	X		
Test Mode	UNII-2C_TX AX (HE80) Mode 5610 MHz	RU configuration	106/60

Horizontal



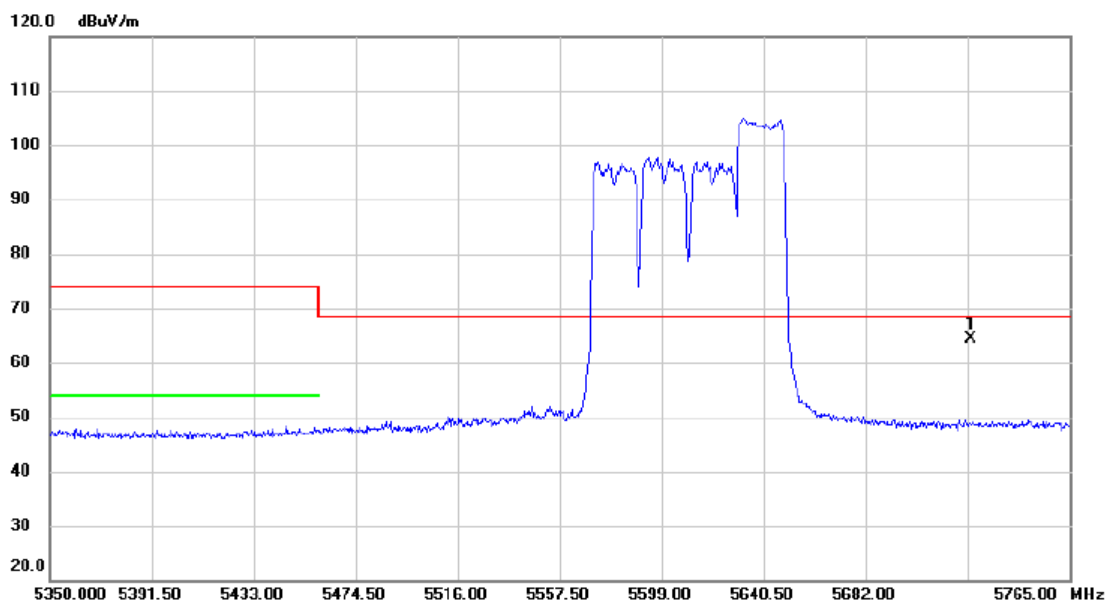
No.	Mk.	Freq.	Reading Level	Correct Factor	Measurement	Limit	Margin	Detector	Comment
		MHz	dBuV	dB	dBuV/m	dBuV/m	dB		
1	*	5725.000	22.64	40.05	62.69	68.30	-5.61	peak	

REMARKS:

- (1) Measurement Value = Reading Level + Correct Factor.
- (2) Margin Level = Measurement Value - Limit Value.

Orthogonal Axis	X		
Test Mode	UNII-2C_TX AX (HE80) Mode 5610 MHz	RU configuration	242/64

Vertical



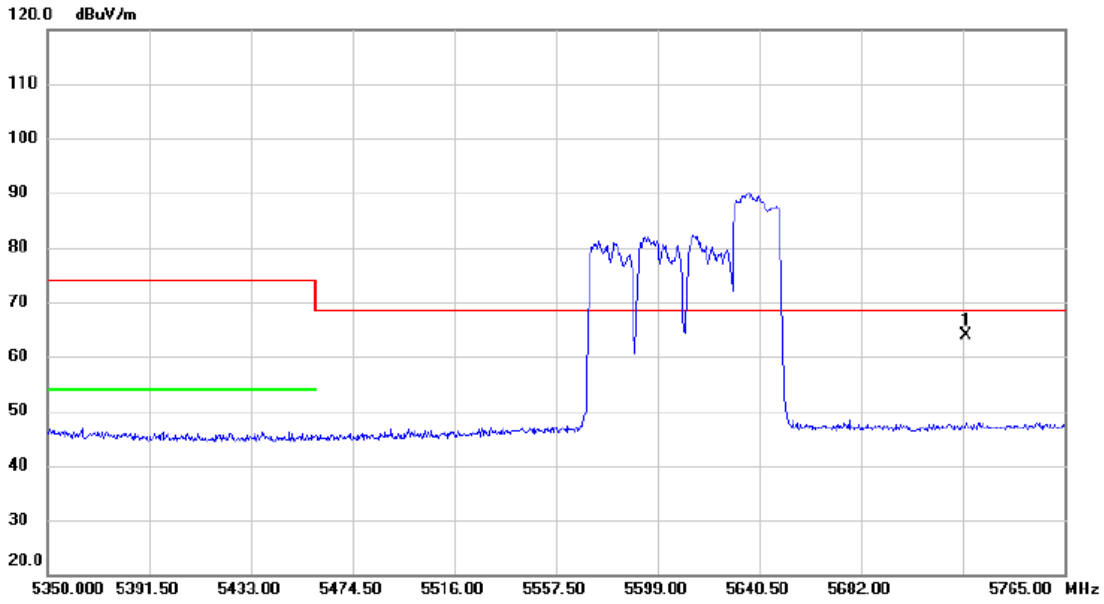
No.	Mk.	Freq.	Reading Level	Correct Factor	Measurement	Limit	Margin	Detector	Comment
		MHz	dBuV	dB	dBuV/m	dBuV/m	dB		
1	*	5725.000	24.37	40.05	64.42	68.30	-3.88	peak	

REMARKS:

- (1) Measurement Value = Reading Level + Correct Factor.
- (2) Margin Level = Measurement Value - Limit Value.

Orthogonal Axis	X		
Test Mode	UNII-2C_TX AX (HE80) Mode 5610 MHz	RU configuration	242/64

Horizontal

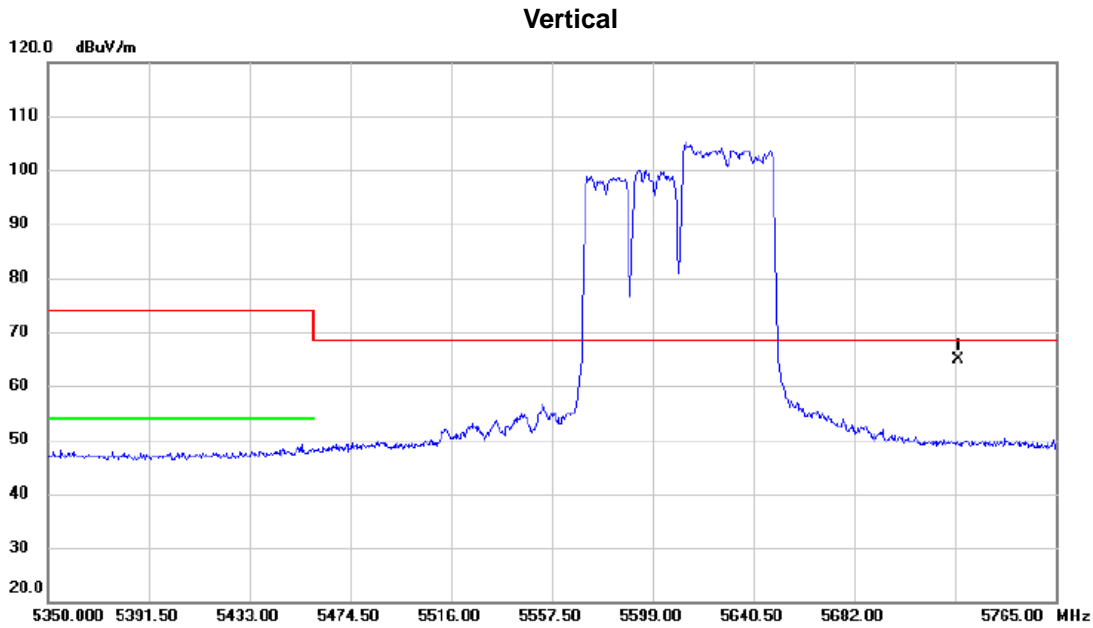


No.	Mk.	Freq. MHz	Reading Level dBuV	Correct Factor dB	Measure- ment dBuV/m	Limit dBuV/m	Margin dB	Detector	Comment
1	*	5725.000	23.79	40.05	63.84	68.30	-4.46	peak	

REMARKS:

- (1) Measurement Value = Reading Level + Correct Factor.
- (2) Margin Level = Measurement Value - Limit Value.

Orthogonal Axis	X		
Test Mode	UNII-2C_TX AX (HE80) Mode 5610 MHz	RU configuration	484/66



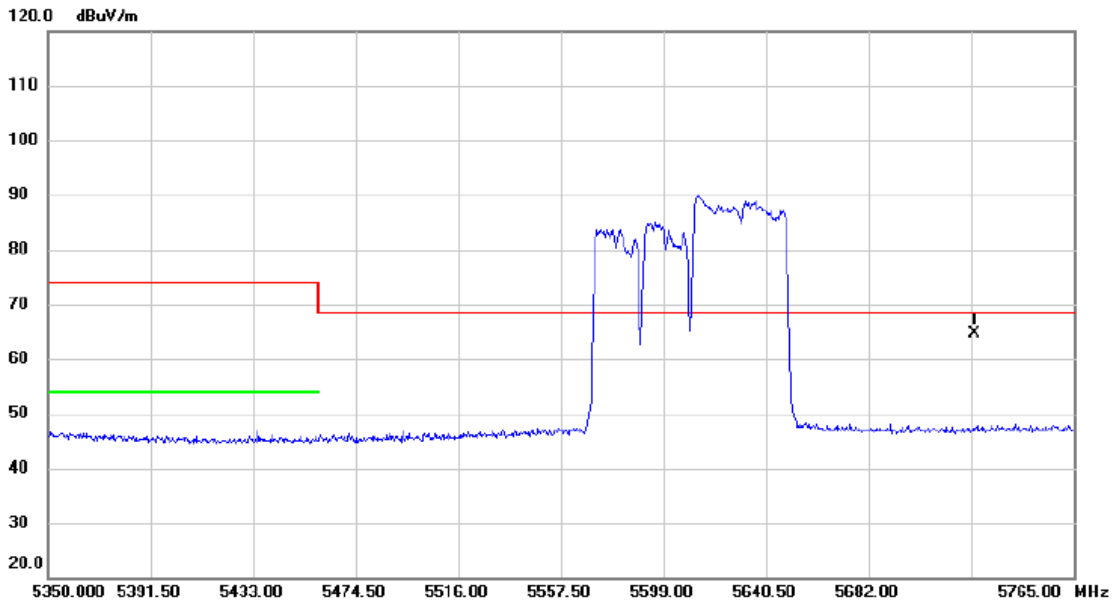
No.	Mk.	Freq. MHz	Reading Level dBuV	Correct Factor dB	Measure- ment dBuV/m	Limit dBuV/m	Margin dB	Detector	Comment
1	*	5725.000	24.93	40.05	64.98	68.30	-3.32	peak	

REMARKS:

- (1) Measurement Value = Reading Level + Correct Factor.
- (2) Margin Level = Measurement Value - Limit Value.

Orthogonal Axis	X		
Test Mode	UNII-2C_TX AX (HE80) Mode 5610 MHz	RU configuration	484/66

Horizontal

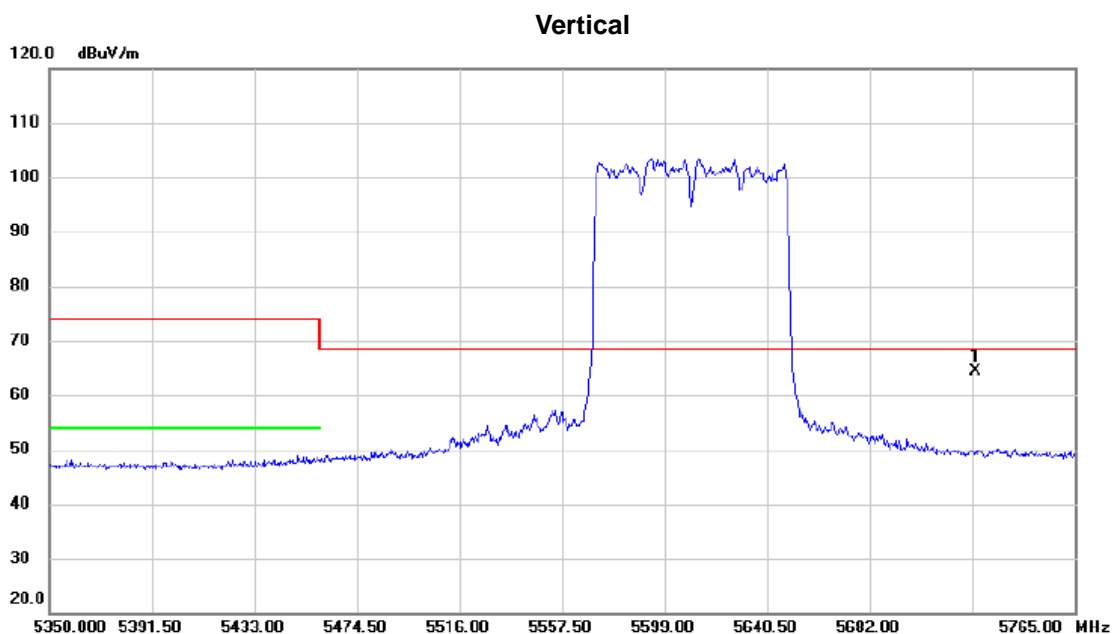


No.	Mk.	Freq.	Reading Level	Correct Factor	Measurement	Limit	Margin	Detector	Comment
		MHz	dBuV	dB	dBuV/m	dBuV/m	dB		
1	*	5725.000	24.47	40.05	64.52	68.30	-3.78	peak	

REMARKS:

- (1) Measurement Value = Reading Level + Correct Factor.
- (2) Margin Level = Measurement Value - Limit Value.

Orthogonal Axis	X		
Test Mode	UNII-2C_TX AX (HE80) Mode 5610 MHz	RU configuration	996/67

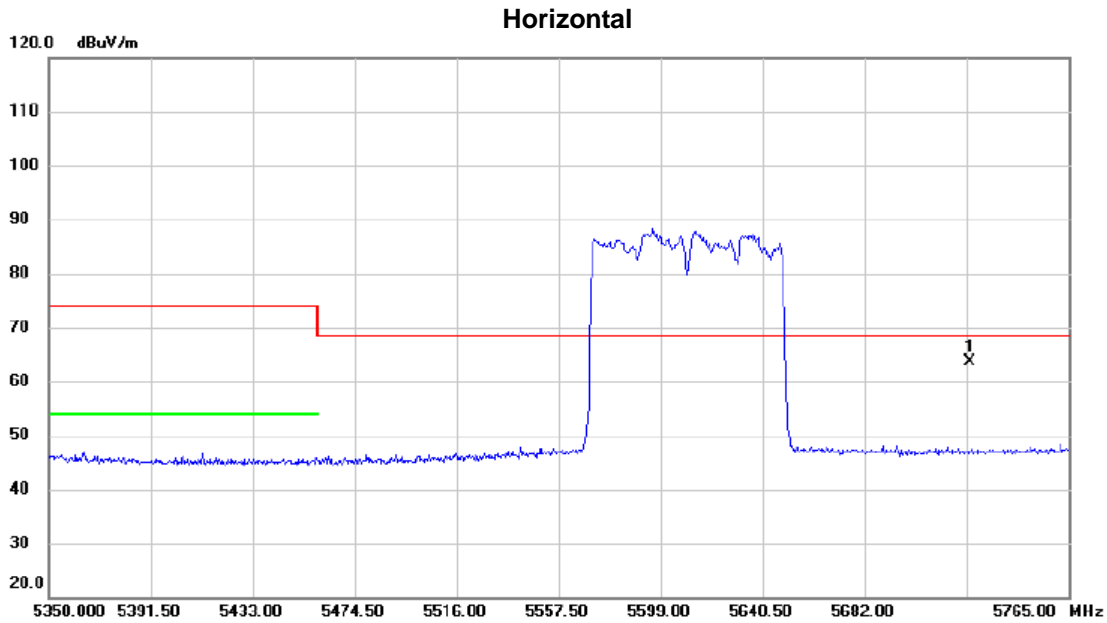


No.	Mk.	Freq. MHz	Reading Level dBuV	Correct Factor dB	Measure- ment dBuV/m	Limit dBuV/m	Margin dB	Detector	Comment
1	*	5725.000	24.24	40.05	64.29	68.30	-4.01	peak	

REMARKS:

- (1) Measurement Value = Reading Level + Correct Factor.
- (2) Margin Level = Measurement Value - Limit Value.

Orthogonal Axis	X		
Test Mode	UNII-2C_TX AX (HE80) Mode 5610 MHz	RU configuration	996/67

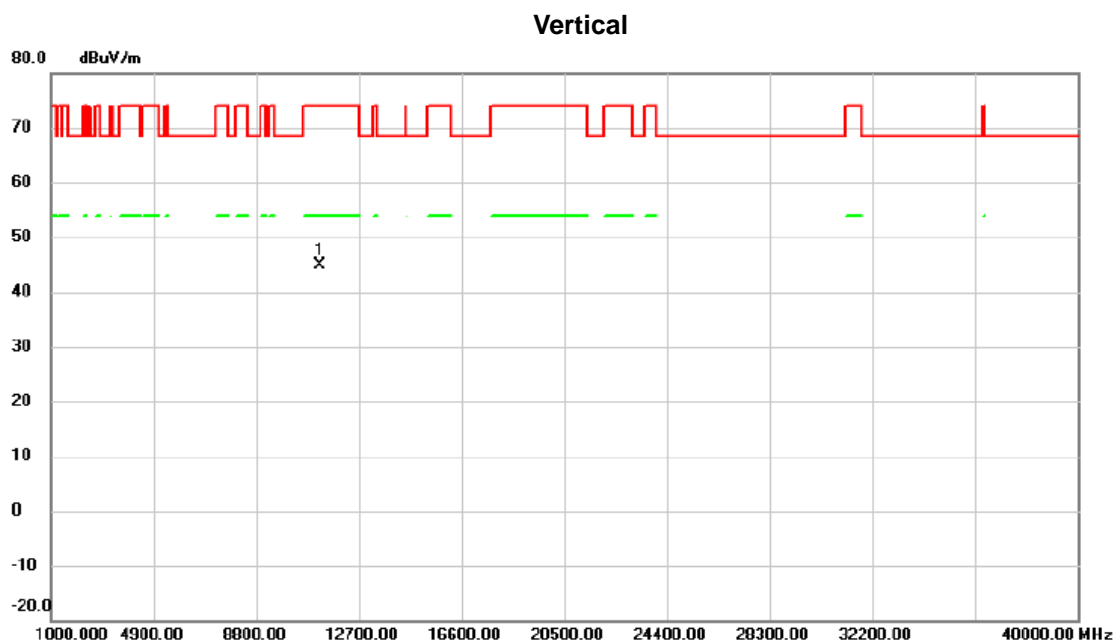


No.	Mk.	Freq. MHz	Reading Level dBuV	Correct Factor dB	Measure- ment dBuV/m	Limit dBuV/m	Margin dB	Detector	Comment
1	*	5725.000	23.57	40.05	63.62	68.30	-4.68	peak	

REMARKS:

- (1) Measurement Value = Reading Level + Correct Factor.
- (2) Margin Level = Measurement Value - Limit Value.

Orthogonal Axis	X		
Test Mode	UNII-2C_TX AX (HE80) Mode 5610 MHz	RU configuration	996/67



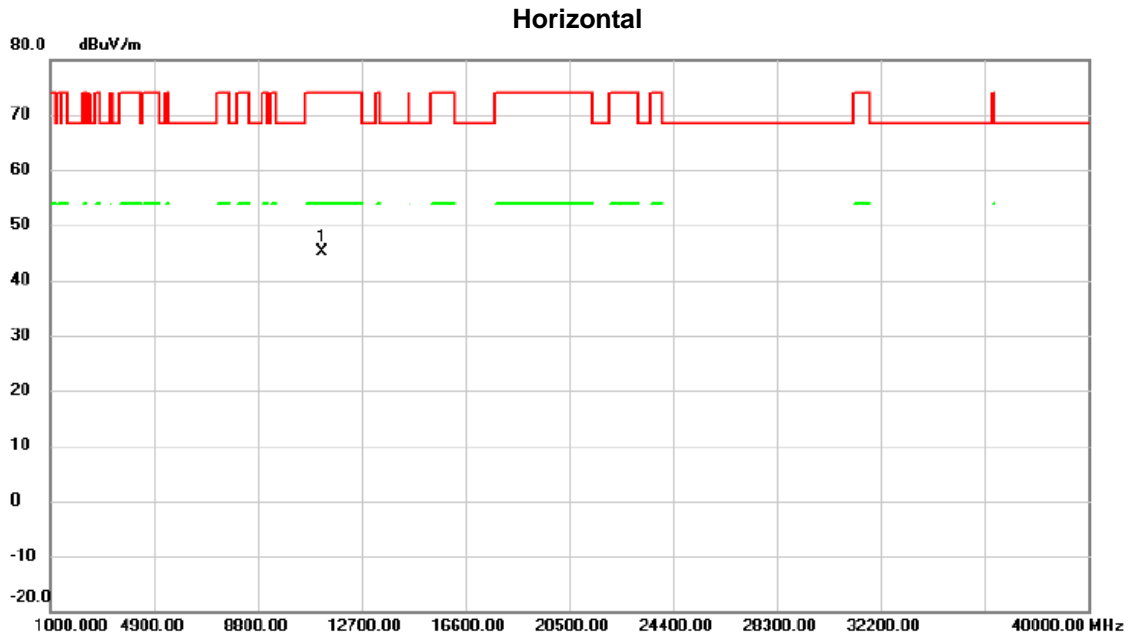
No.	Mk.	Freq. MHz	Reading Level dBuV	Correct Factor dB	Measure- ment dBuV/m	Limit dBuV/m	Margin dB	Detector	Comment
1	*	11220.00	44.03	0.79	44.82	74.00	-29.18	peak	

REMARKS:

(1) Measurement Value = Reading Level + Correct Factor.

(2) Margin Level = Measurement Value - Limit Value.

Orthogonal Axis	X		
Test Mode	UNII-2C_TX AX (HE80) Mode 5610 MHz	RU configuration	996/67

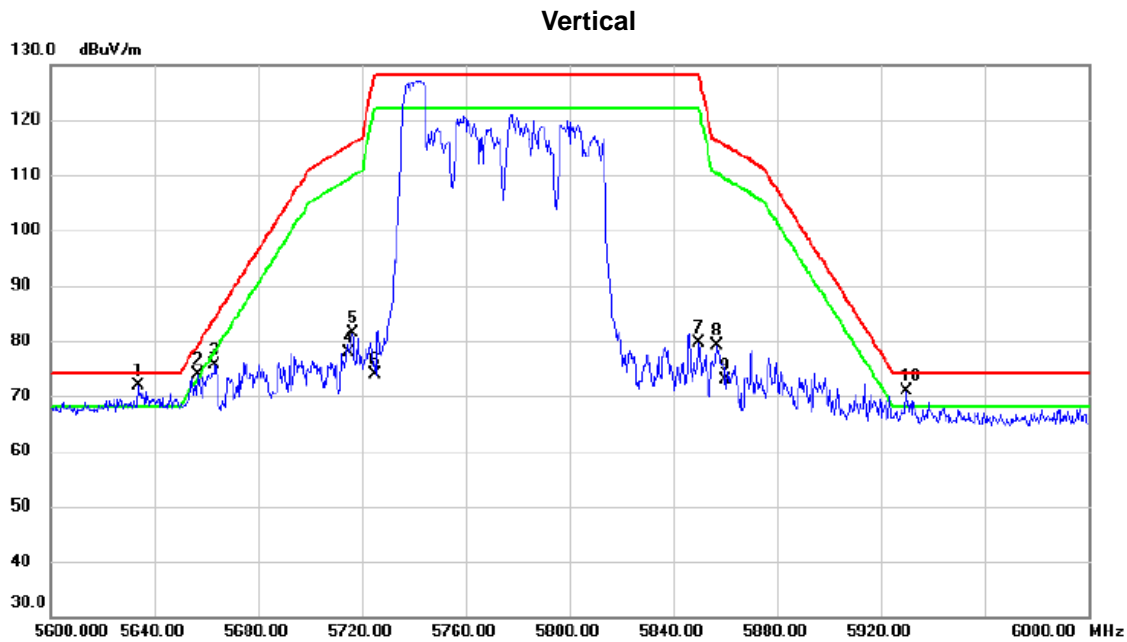


No.	Mk.	Freq. MHz	Reading Level dBuV	Correct Factor dB	Measure- ment dBuV/m	Limit dBuV/m	Margin dB	Detector	Comment
1	*	11220.00	44.39	0.79	45.18	74.00	-28.82	peak	

REMARKS:

- (1) Measurement Value = Reading Level + Correct Factor.
- (2) Margin Level = Measurement Value - Limit Value.

Orthogonal Axis	X		
Test Mode	UNII-3_TX AX (HE80) Mode 5775 MHz	RU configuration	106/53

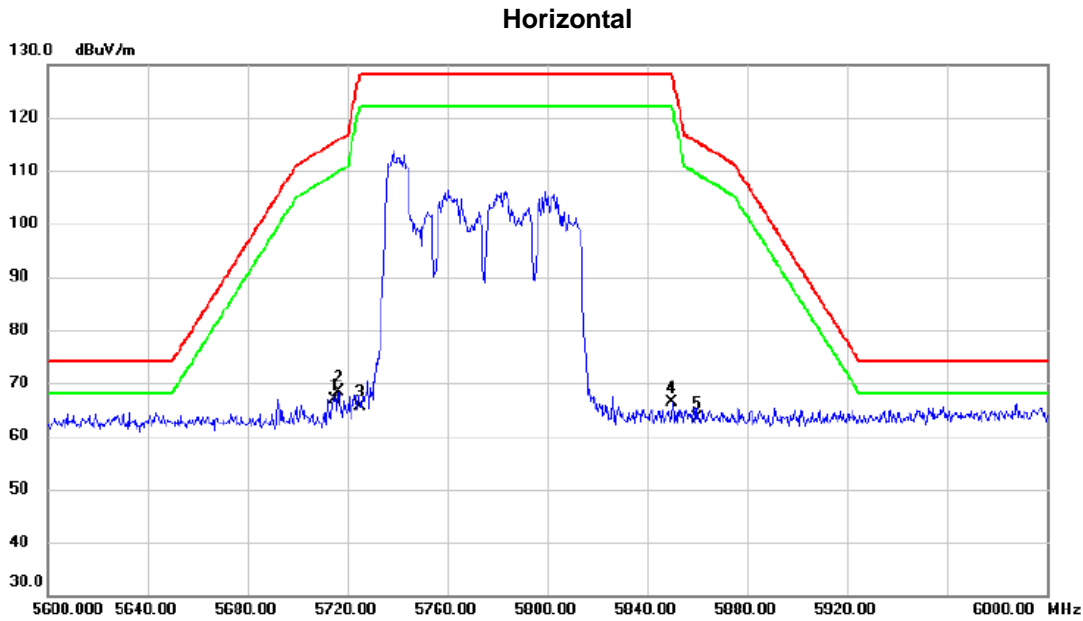


No.	Mk.	Freq. MHz	Reading Level dBuV	Correct Factor dB	Measure- ment dBuV/m	Limit dBuV/m	Margin dB	Detector	Comment
1	*	5633.800	32.00	39.83	71.83	74.20	-2.37	peak	
2	!	5656.600	34.01	39.88	73.89	79.08	-5.19	peak	
3		5663.400	35.76	39.90	75.66	84.12	-8.46	peak	
4		5715.000	37.76	40.02	77.78	115.40	-37.62	peak	
5		5716.400	41.41	40.03	81.44	115.79	-34.35	peak	
6		5725.000	33.92	40.05	73.97	128.20	-54.23	peak	
7		5850.000	39.37	40.34	79.71	128.20	-48.49	peak	
8		5856.600	38.69	40.36	79.05	116.35	-37.30	peak	
9		5860.000	32.49	40.36	72.85	115.40	-42.55	peak	
10	!	5929.800	30.37	40.54	70.91	74.20	-3.29	peak	

REMARKS:

- (1) Measurement Value = Reading Level + Correct Factor.
- (2) Margin Level = Measurement Value - Limit Value.

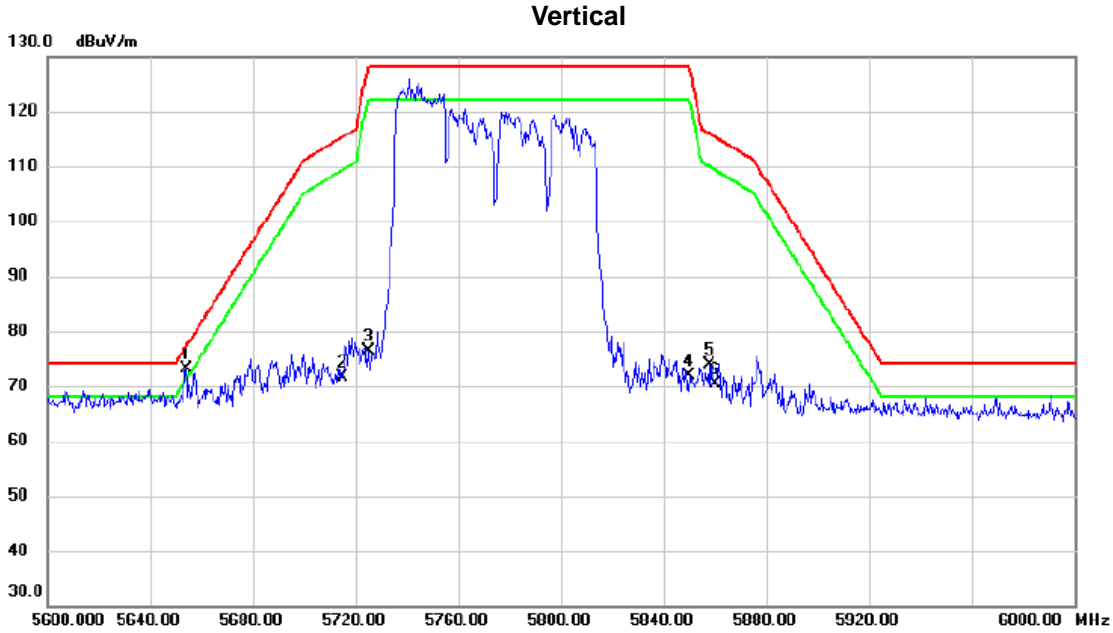
Orthogonal Axis	X		
Test Mode	UNII-3_TX AX (HE80) Mode 5775 MHz	RU configuration	106/53



No. Mk.	Freq. MHz	Reading Level dBuV	Correct Factor dB	Measurement dBuV/m	Limit dBuV/m	Margin dB	Detector	Comment
1	5715.000	26.84	40.02	66.86	115.40	-48.54	peak	
2 *	5716.600	28.35	40.03	68.38	115.85	-47.47	peak	
3	5725.000	25.59	40.05	65.64	128.20	-62.56	peak	
4	5850.000	26.10	40.34	66.44	128.20	-61.76	peak	
5	5860.000	23.12	40.36	63.48	115.40	-51.92	peak	

REMARKS:
 (1) Measurement Value = Reading Level + Correct Factor.
 (2) Margin Level = Measurement Value - Limit Value.

Orthogonal Axis	X		
Test Mode	UNII-3_TX AX (HE80) Mode 5775 MHz	RU configuration	242/61

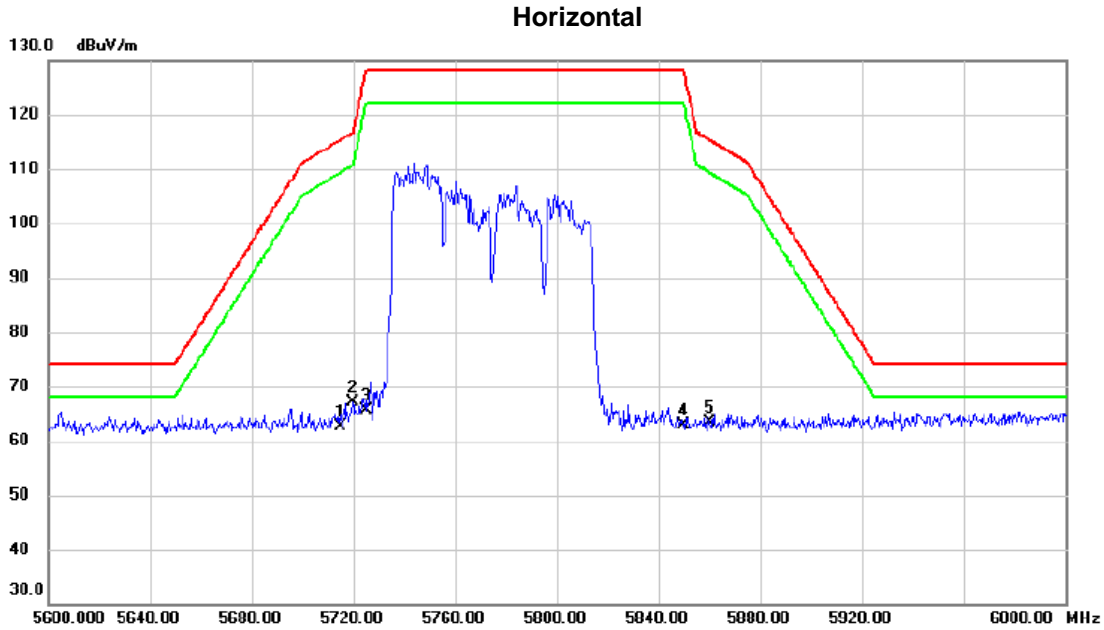


No.	Mk.	Freq. MHz	Reading Level dBuV	Correct Factor dB	Measure- ment dBuV/m	Limit dBuV/m	Margin dB	Detector	Comment
1	*	5654.000	33.18	39.87	73.05	77.16	-4.11	peak	
2		5715.000	31.55	40.02	71.57	115.40	-43.83	peak	
3		5725.000	36.23	40.05	76.28	128.20	-51.92	peak	
4		5850.000	31.43	40.34	71.77	128.20	-56.43	peak	
5		5857.800	33.60	40.36	73.96	116.02	-42.06	peak	
6		5860.000	29.94	40.36	70.30	115.40	-45.10	peak	

REMARKS:

- (1) Measurement Value = Reading Level + Correct Factor.
- (2) Margin Level = Measurement Value - Limit Value.

Orthogonal Axis	X		
Test Mode	UNII-3_TX AX (HE80) Mode 5775 MHz	RU configuration	242/61

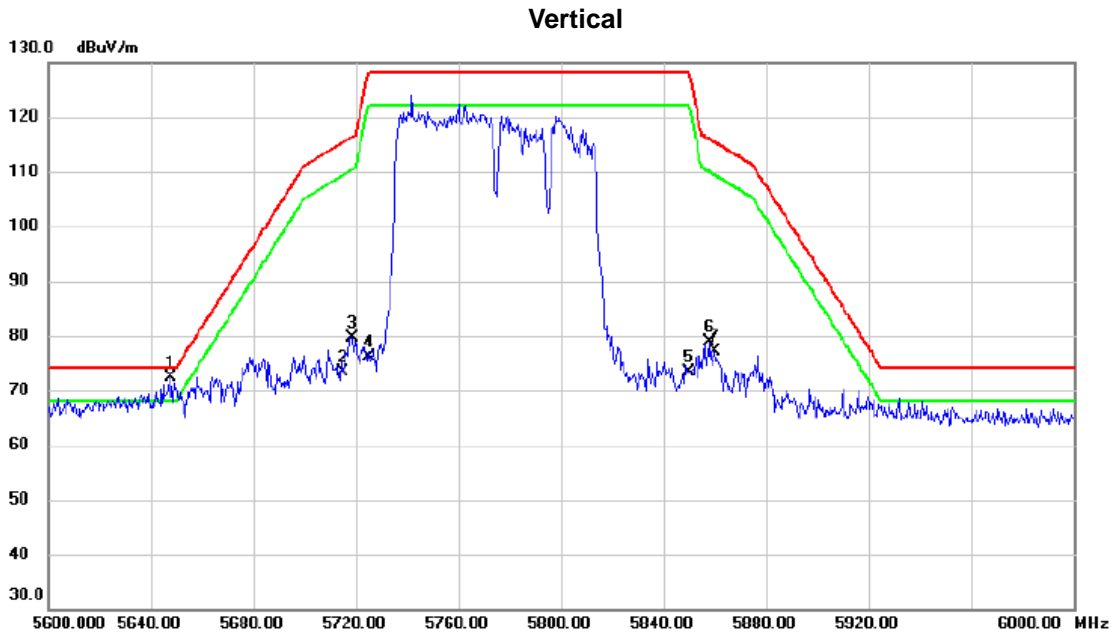


No.	Mk.	Freq. MHz	Reading Level dBuV	Correct Factor dB	Measure- ment dBuV/m	Limit dBuV/m	Margin dB	Detector	Comment
1		5715.000	22.66	40.02	62.68	115.40	-52.72	peak	
2	*	5719.800	27.10	40.03	67.13	116.74	-49.61	peak	
3		5725.000	25.58	40.05	65.63	128.20	-62.57	peak	
4		5850.000	22.58	40.34	62.92	128.20	-65.28	peak	
5		5860.000	23.02	40.36	63.38	115.40	-52.02	peak	

REMARKS:

- (1) Measurement Value = Reading Level + Correct Factor.
- (2) Margin Level = Measurement Value - Limit Value.

Orthogonal Axis	X		
Test Mode	UNII-3_TX AX (HE80) Mode 5775 MHz	RU configuration	484/65

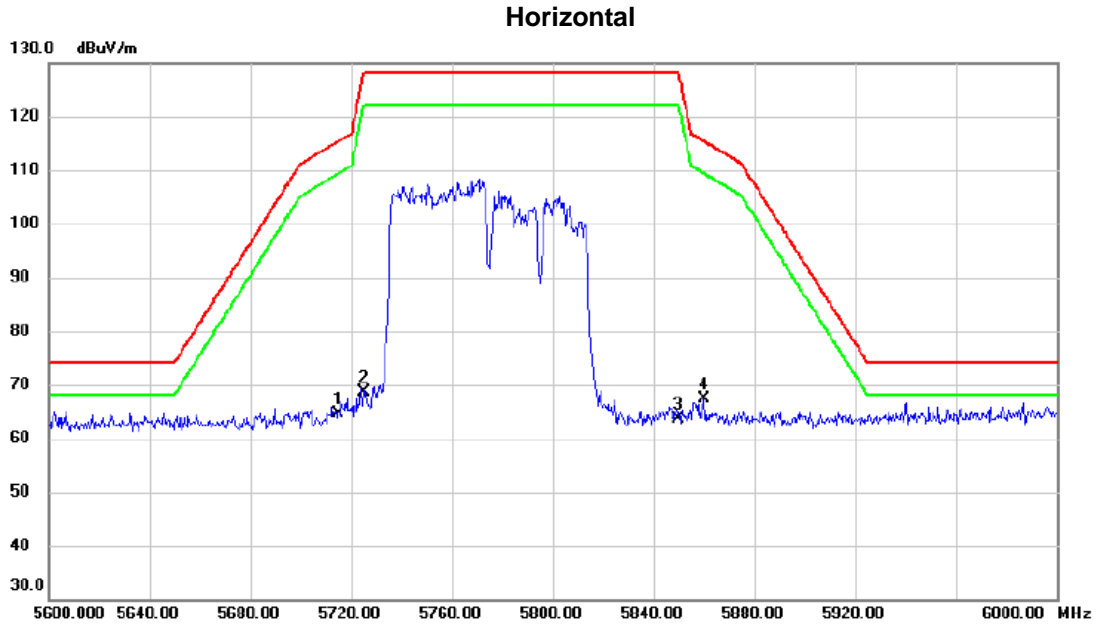


No.	Mk.	Freq. MHz	Reading Level dBuV	Correct Factor dB	Measure- ment dBuV/m	Limit dBuV/m	Margin dB	Detector	Comment
1	*	5647.800	32.43	39.86	72.29	74.20	-1.91	peak	
2		5715.000	33.33	40.02	73.35	115.40	-42.05	peak	
3		5718.600	39.69	40.03	79.72	116.41	-36.69	peak	
4		5725.000	36.19	40.05	76.24	128.20	-51.96	peak	
5		5850.000	33.00	40.34	73.34	128.20	-54.86	peak	
6		5858.000	38.40	40.36	78.76	115.96	-37.20	peak	
7		5860.000	36.65	40.36	77.01	115.40	-38.39	peak	

REMARKS:

- (1) Measurement Value = Reading Level + Correct Factor.
- (2) Margin Level = Measurement Value - Limit Value.

Orthogonal Axis	X		
Test Mode	UNII-3_TX AX (HE80) Mode 5775 MHz	RU configuration	484/65



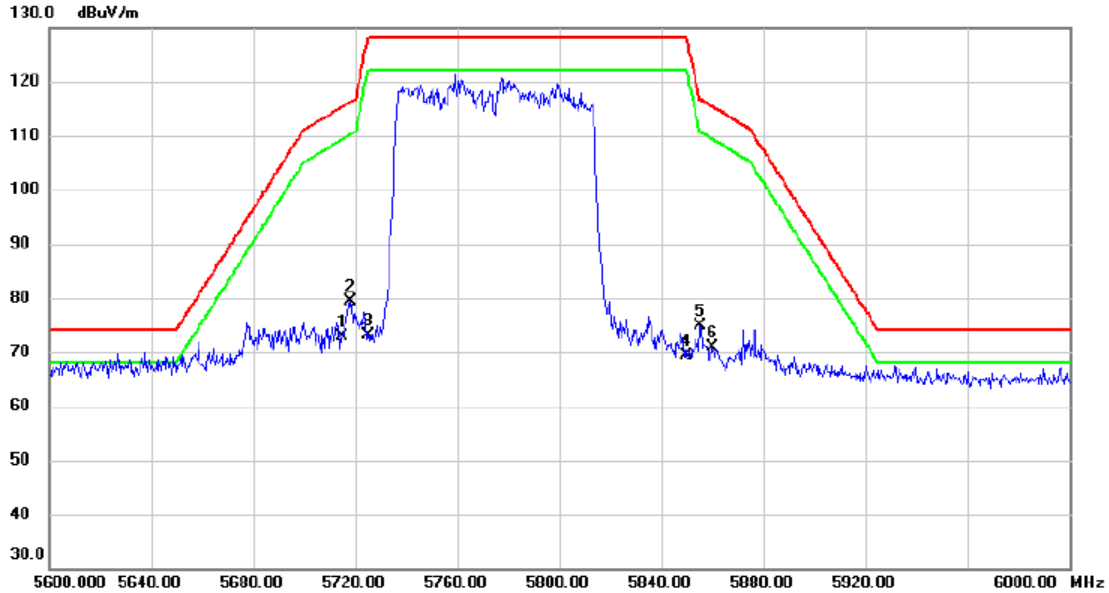
No.	Mk.	Freq. MHz	Reading Level dBuV	Correct Factor dB	Measure- ment dBuV/m	Limit dBuV/m	Margin dB	Detector	Comment
1		5715.000	24.55	40.02	64.57	115.40	-50.83	peak	
2		5725.000	28.53	40.05	68.58	128.20	-59.62	peak	
3		5850.000	23.18	40.34	63.52	128.20	-64.68	peak	
4	*	5860.000	26.94	40.36	67.30	115.40	-48.10	peak	

REMARKS:

- (1) Measurement Value = Reading Level + Correct Factor.
- (2) Margin Level = Measurement Value - Limit Value.

Orthogonal Axis	X		
Test Mode	UNII-3_TX AX (HE80) Mode 5775 MHz	RU configuration	996/67

Vertical

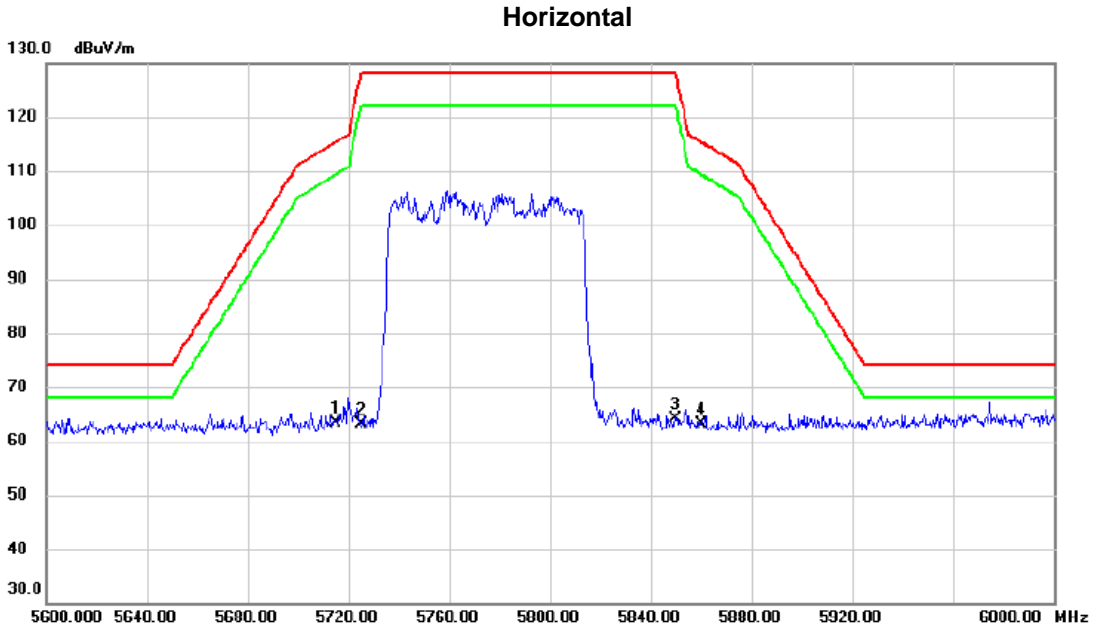


No.	Mk.	Freq. MHz	Reading Level dBuV	Correct Factor dB	Measure- ment dBuV/m	Limit dBuV/m	Margin dB	Detector	Comment
1		5715.000	32.78	40.02	72.80	115.40	-42.60	peak	
2	*	5718.400	39.45	40.03	79.48	116.35	-36.87	peak	
3		5725.000	33.14	40.05	73.19	128.20	-55.01	peak	
4		5850.000	29.08	40.34	69.42	128.20	-58.78	peak	
5		5855.400	34.42	40.36	74.78	116.69	-41.91	peak	
6		5860.000	30.46	40.36	70.82	115.40	-44.58	peak	

REMARKS:

- (1) Measurement Value = Reading Level + Correct Factor.
- (2) Margin Level = Measurement Value - Limit Value.

Orthogonal Axis	X		
Test Mode	UNII-3_TX AX (HE80) Mode 5775 MHz	RU configuration	996/67

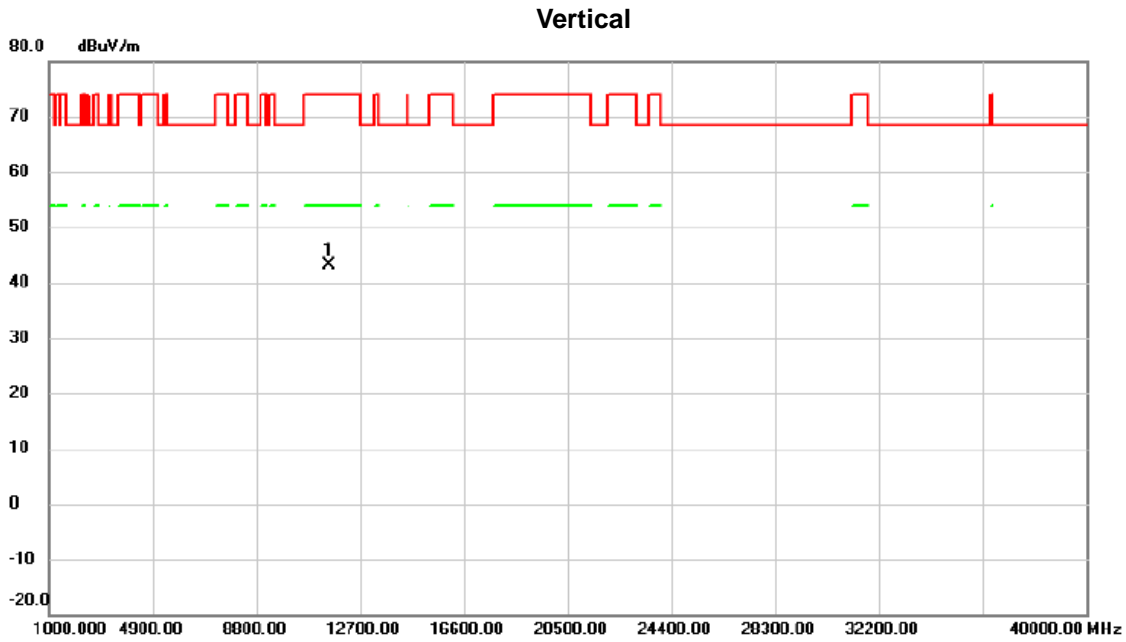


No.	Mk.	Freq. MHz	Reading Level dBuV	Correct Factor dB	Measure- ment dBuV/m	Limit dBuV/m	Margin dB	Detector	Comment
1	*	5715.000	23.48	40.02	63.50	115.40	-51.90	peak	
2		5725.000	23.11	40.05	63.16	128.20	-65.04	peak	
3		5850.000	23.87	40.34	64.21	128.20	-63.99	peak	
4		5860.000	22.83	40.36	63.19	115.40	-52.21	peak	

REMARKS:

- (1) Measurement Value = Reading Level + Correct Factor.
- (2) Margin Level = Measurement Value - Limit Value.

Orthogonal Axis	X		
Test Mode	UNII-3_TX AX (HE80) Mode 5775 MHz	RU configuration	996/67

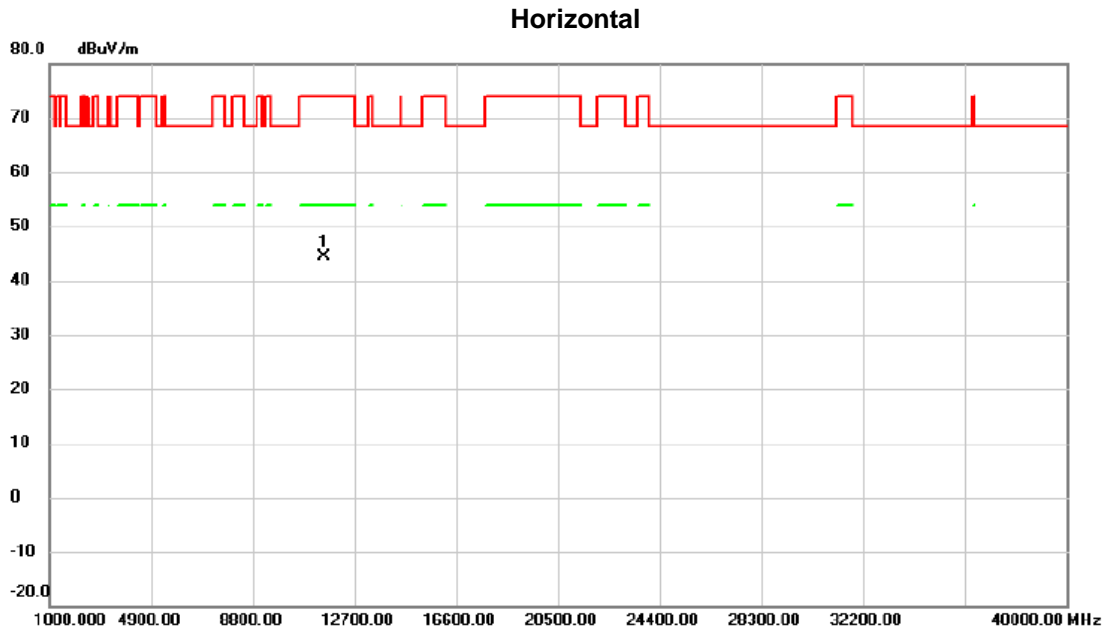


No.	Mk.	Freq.	Reading Level	Correct Factor	Measurement	Limit	Margin	Detector	Comment
		MHz	dBuV	dB	dBuV/m	dBuV/m	dB		
1	*	11550.00	42.62	0.47	43.09	74.00	-30.91	peak	

REMARKS:

- (1) Measurement Value = Reading Level + Correct Factor.
- (2) Margin Level = Measurement Value - Limit Value.

Orthogonal Axis	X		
Test Mode	UNII-3_TX AX (HE80) Mode 5775 MHz	RU configuration	996/67



No.	Mk.	Freq. MHz	Reading Level dBuV	Correct Factor dB	Measure- ment dBuV/m	Limit dBuV/m	Margin dB	Detector	Comment
1	*	11550.00	43.93	0.47	44.40	74.00	-29.60	peak	

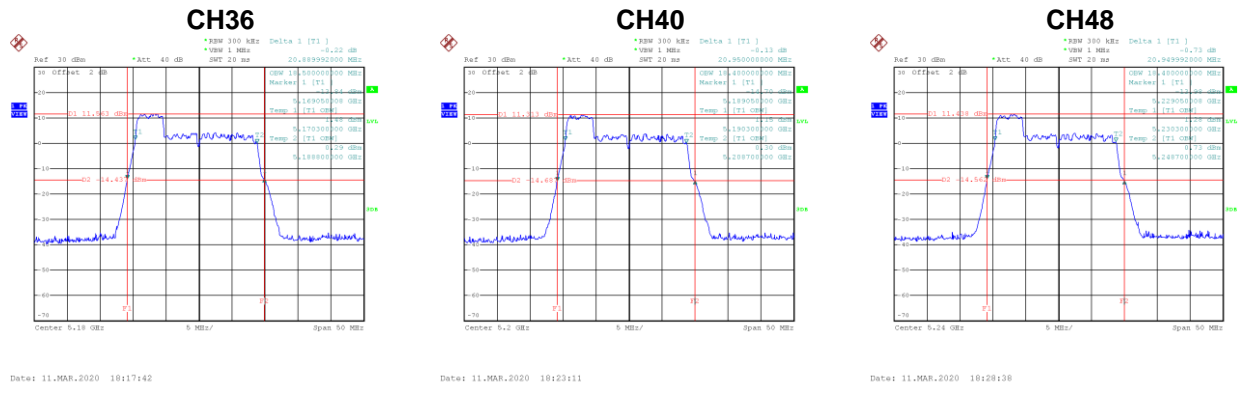
REMARKS:

- (1) Measurement Value = Reading Level + Correct Factor.
- (2) Margin Level = Measurement Value - Limit Value.

APPENDIX D - BANDWIDTH

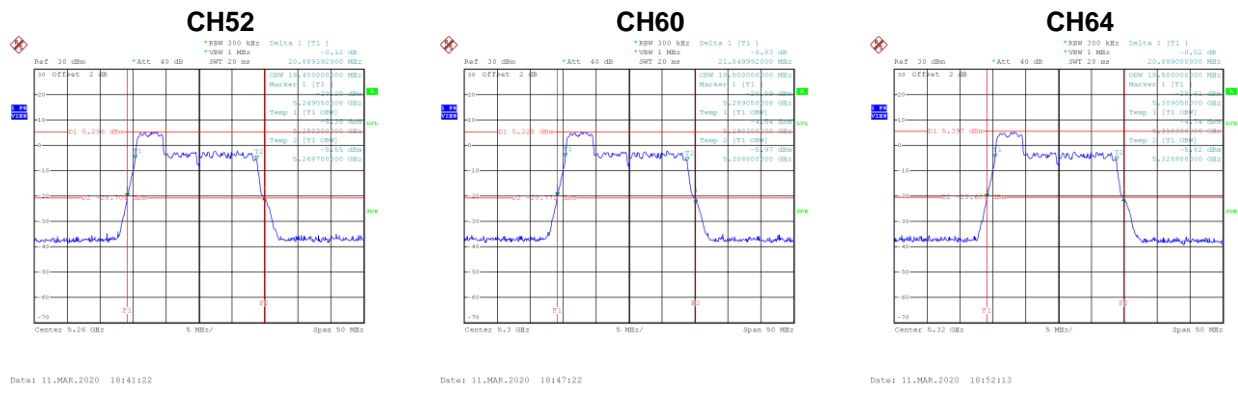
Test Mode	UNII-1_TX AX (HE20) Mode	RU configuration	52/37
-----------	--------------------------	------------------	-------

Channel	Frequency (MHz)	26 dB Bandwidth (MHz)	99 % Emission Bandwidth (MHz)
36	5180	20.89	18.50
40	5200	20.95	18.40
48	5240	20.95	18.40



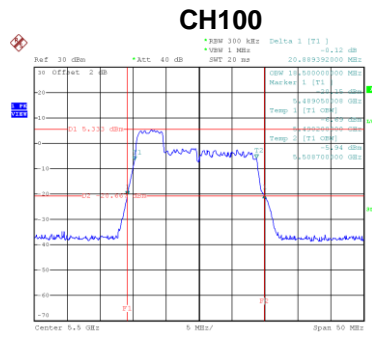
Test Mode	UNII-2A_TX AX (HE20) Mode	RU configuration	52/37
-----------	---------------------------	------------------	-------

Channel	Frequency (MHz)	26 dB Bandwidth (MHz)	99 % Emission Bandwidth (MHz)
52	5260	20.89	18.40
60	5300	21.05	18.50
64	5320	20.89	18.50

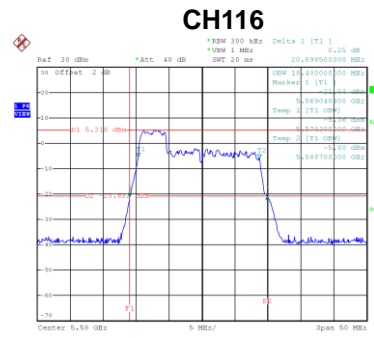


Test Mode	UNII-2C_TX AX (HE20) Mode	RU configuration	52/37
-----------	---------------------------	------------------	-------

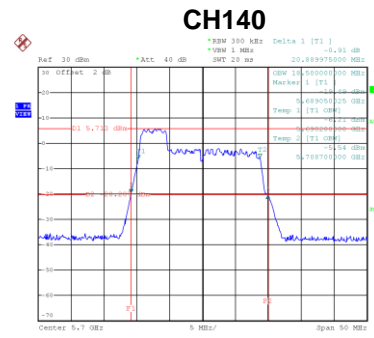
Channel	Frequency (MHz)	26 dB Bandwidth (MHz)	99 % Emission Bandwidth (MHz)
100	5500	20.89	18.50
116	5580	20.90	18.40
140	5700	20.89	18.50



Date: 11.MAR.2020 19:56:21



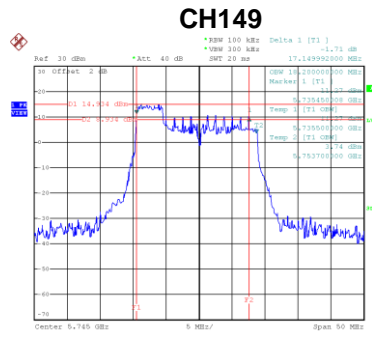
Date: 11.MAR.2020 19:27:55



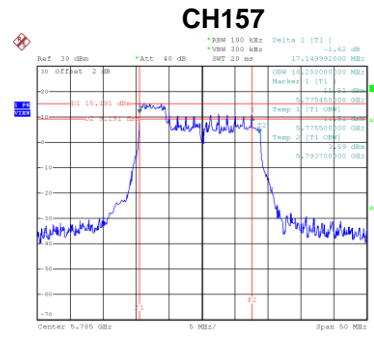
Date: 11.MAR.2020 19:32:37

Test Mode	UNII-3_TX AX (HE20) Mode	RU configuration	52/37
-----------	--------------------------	------------------	-------

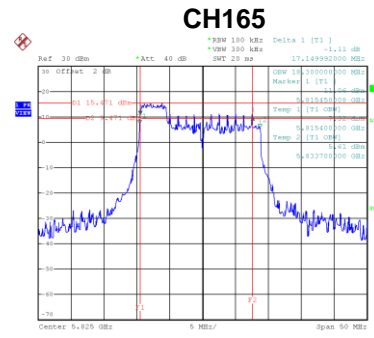
Channel	Frequency (MHz)	6 dB Bandwidth (MHz)	6 dB Bandwidth Min. Limit (kHz)	Result
149	5745	17.15	500	Complies
157	5785	17.15	500	Complies
165	5825	17.15	500	Complies



Date: 11.MAR.2020 19:17:36



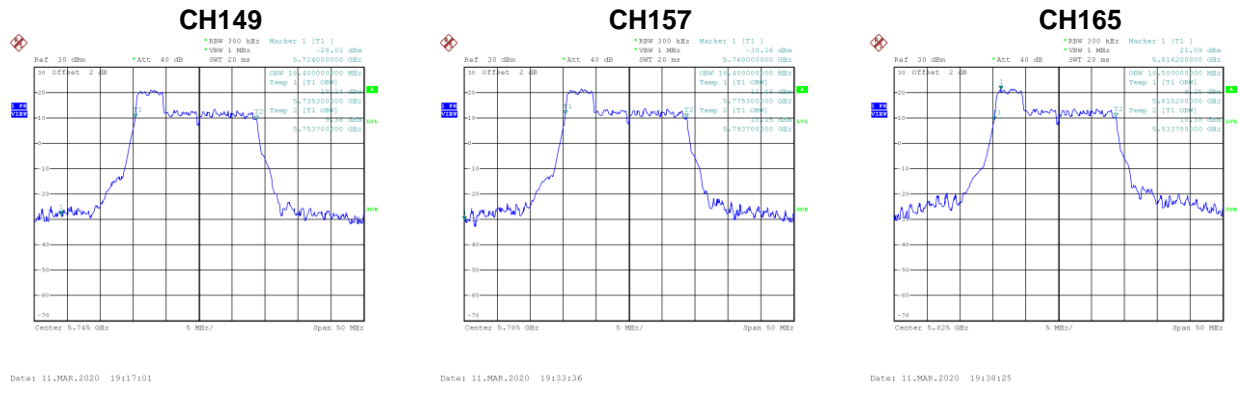
Date: 11.MAR.2020 19:34:13



Date: 11.MAR.2020 19:39:03

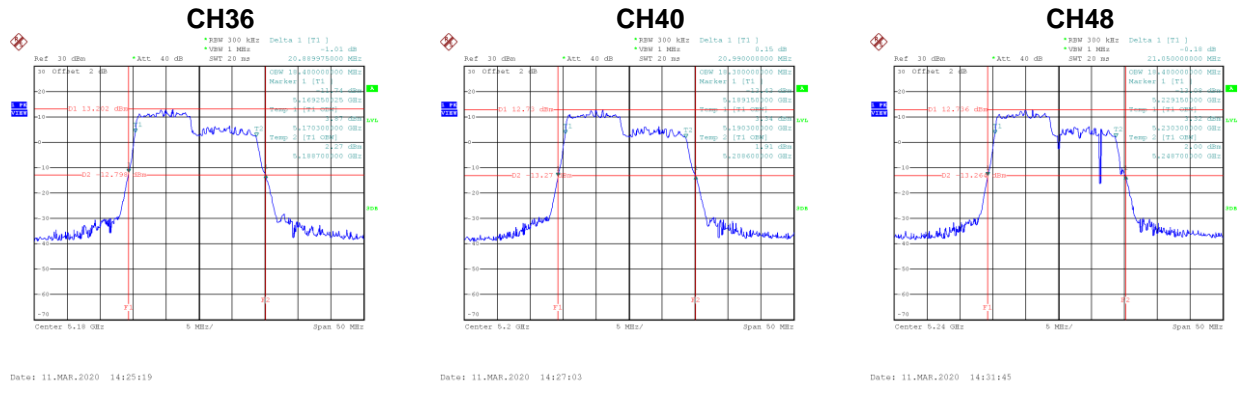
Test Mode	UNII-3_TX AX (HE20) Mode	RU configuration	52/37
-----------	--------------------------	------------------	-------

Channel	Frequency (MHz)	99 % Emission Bandwidth (MHz)
149	5745	18.40
157	5785	18.40
165	5825	18.50



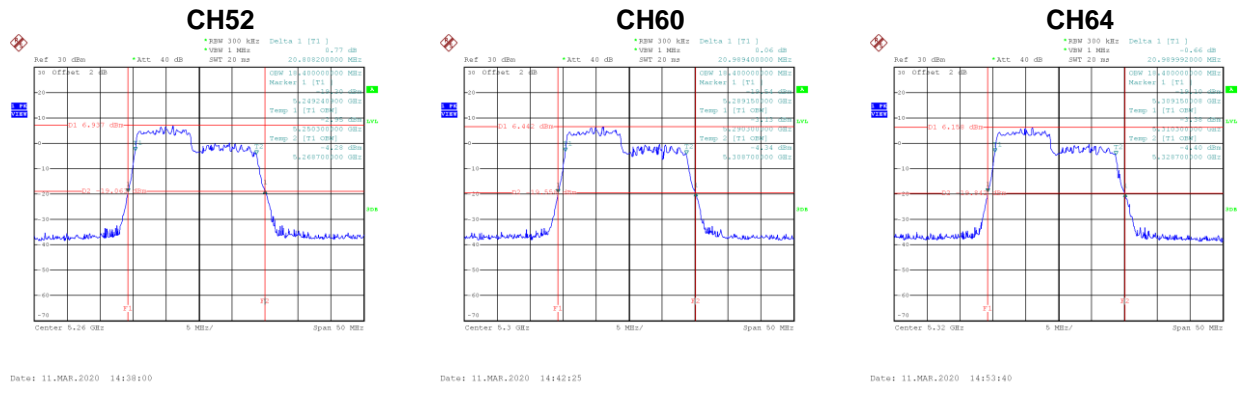
Test Mode	UNII-1_TX AX (HE20) Mode	RU configuration	106/53
-----------	--------------------------	------------------	--------

Channel	Frequency (MHz)	26 dB Bandwidth (MHz)	99 % Emission Bandwidth (MHz)
36	5180	20.89	18.40
40	5200	20.99	18.30
48	5240	21.05	18.40



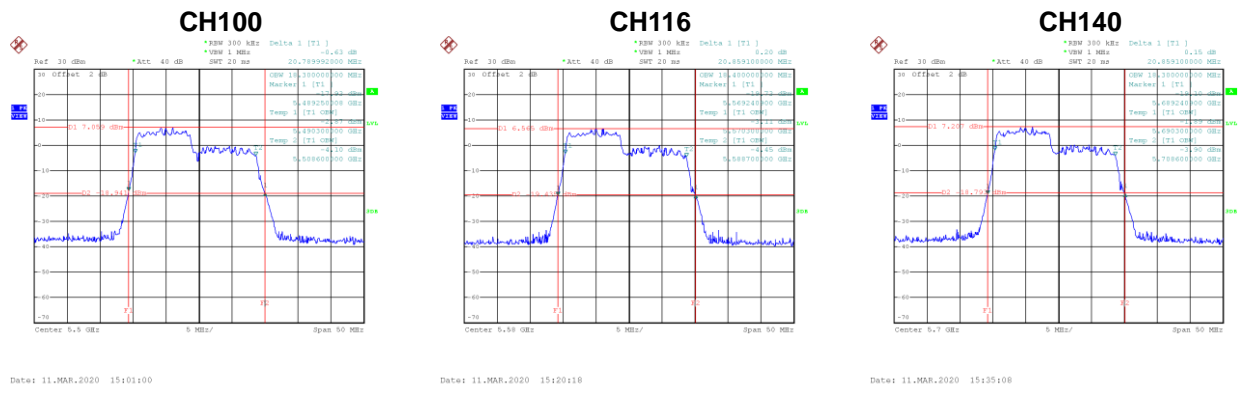
Test Mode	UNII-2A_TX AX (HE20) Mode	RU configuration	106/53
-----------	---------------------------	------------------	--------

Channel	Frequency (MHz)	26 dB Bandwidth (MHz)	99 % Emission Bandwidth (MHz)
52	5260	20.81	18.40
60	5300	20.99	18.40
64	5320	20.99	18.40



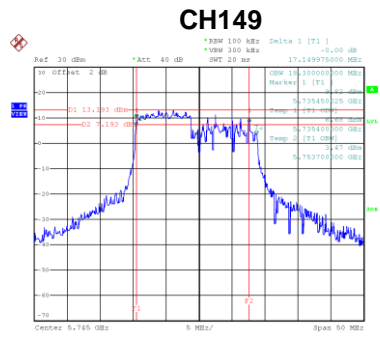
Test Mode	UNII-2C_TX AX (HE20) Mode	RU configuration	106/53
-----------	---------------------------	------------------	--------

Channel	Frequency (MHz)	26 dB Bandwidth (MHz)	99 % Emission Bandwidth (MHz)
100	5500	20.79	18.30
116	5580	20.86	18.40
140	5700	20.86	18.30

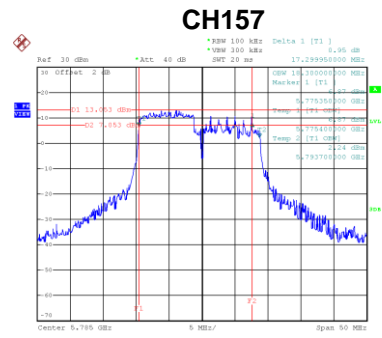


Test Mode	UNII-3_TX AX (HE20) Mode	RU configuration	106/53
-----------	--------------------------	------------------	--------

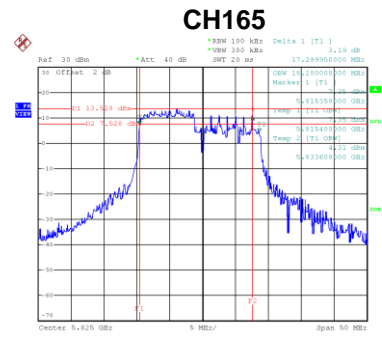
Channel	Frequency (MHz)	6 dB Bandwidth (MHz)	6 dB Bandwidth Min. Limit (kHz)	Result
149	5745	17.15	500	Complies
157	5785	17.30	500	Complies
165	5825	17.30	500	Complies



Date: 11.MAR.2020 15:37:19



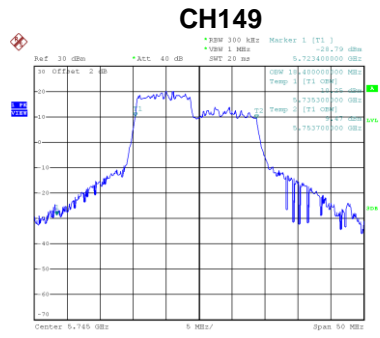
Date: 11.MAR.2020 15:49:12



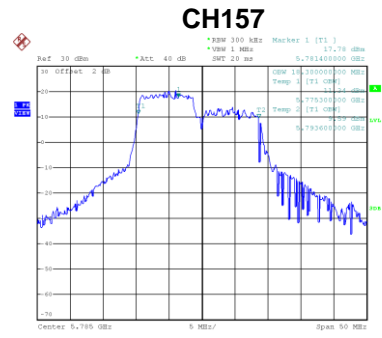
Date: 11.MAR.2020 15:50:38

Test Mode	UNII-3_TX AX (HE20) Mode	RU configuration	106/53
-----------	--------------------------	------------------	--------

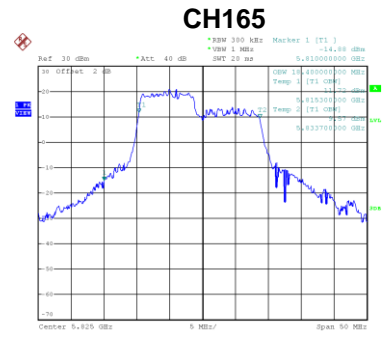
Channel	Frequency (MHz)	99 % Emission Bandwidth (MHz)
149	5745	18.40
157	5785	18.30
165	5825	18.40



Date: 11.MAR.2020 15:36:44



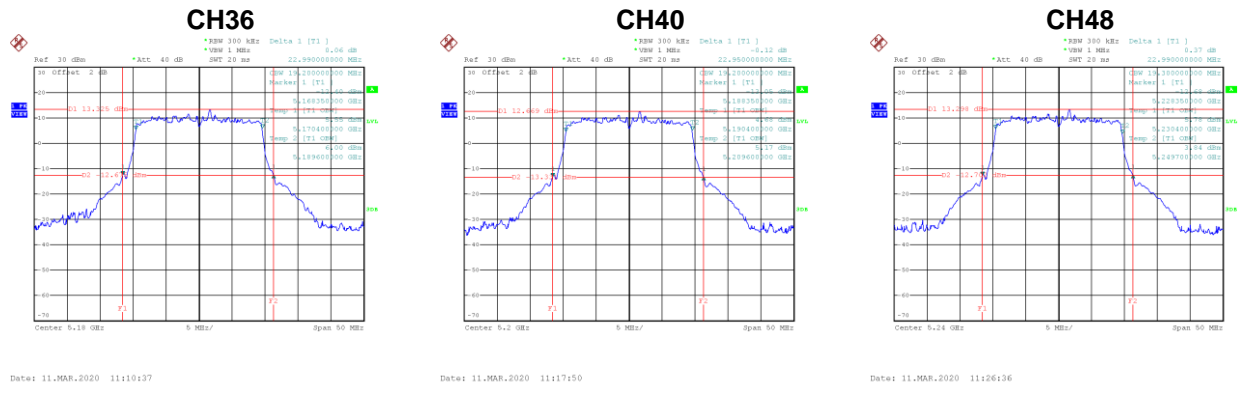
Date: 11.MAR.2020 15:48:39



Date: 11.MAR.2020 15:50:02

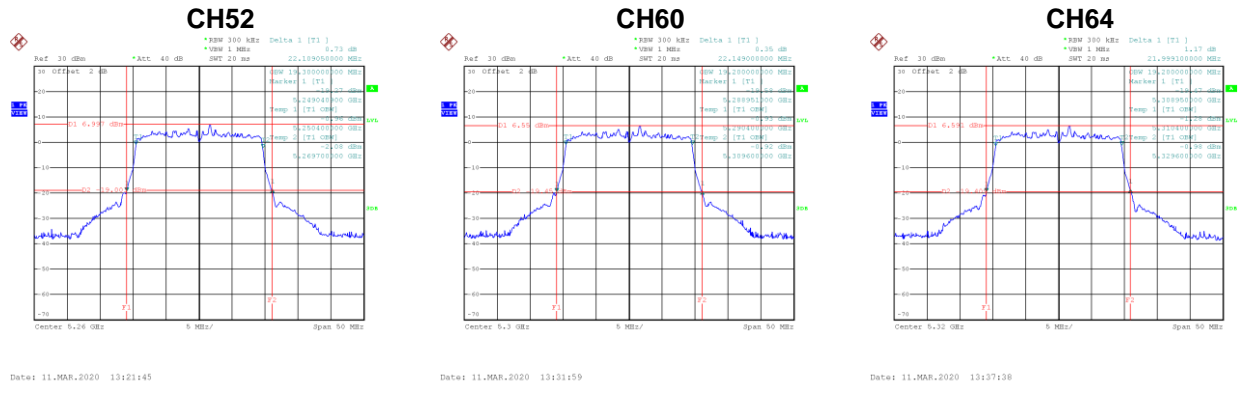
Test Mode	UNII-1_TX AX (HE20) Mode	RU configuration	242/61
-----------	--------------------------	------------------	--------

Channel	Frequency (MHz)	26 dB Bandwidth (MHz)	99 % Emission Bandwidth (MHz)
36	5180	22.99	19.20
40	5200	22.95	19.20
48	5240	22.99	19.30



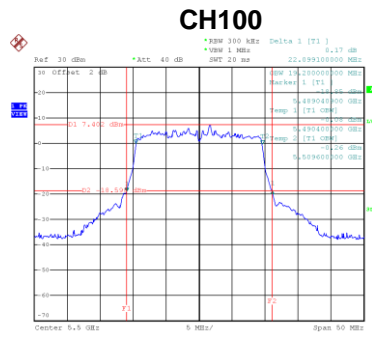
Test Mode	UNII-2A_TX AX (HE20) Mode	RU configuration	242/61
-----------	---------------------------	------------------	--------

Channel	Frequency (MHz)	26 dB Bandwidth (MHz)	99 % Emission Bandwidth (MHz)
52	5260	22.11	19.30
60	5300	22.15	19.20
64	5320	22.00	19.20

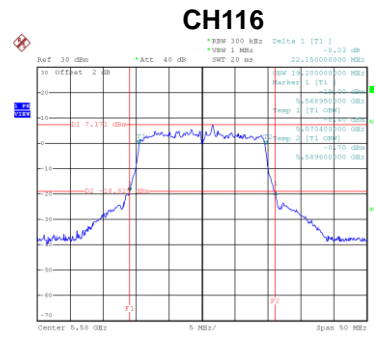


Test Mode	UNII-2C_TX AX (HE20) Mode	RU configuration	242/61
-----------	---------------------------	------------------	--------

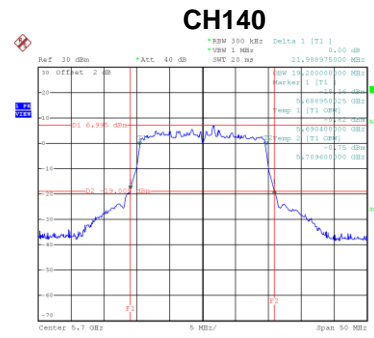
Channel	Frequency (MHz)	26 dB Bandwidth (MHz)	99 % Emission Bandwidth (MHz)
100	5500	22.10	19.20
116	5580	22.15	19.20
140	5700	21.99	19.20



Date: 11.MAR.2020 13:51:19



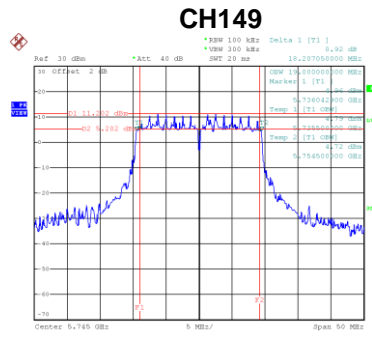
Date: 11.MAR.2020 13:54:08



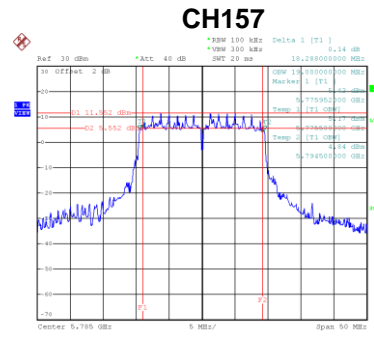
Date: 11.MAR.2020 13:58:43

Test Mode	UNII-3_TX AX (HE20) Mode	RU configuration	242/61
-----------	--------------------------	------------------	--------

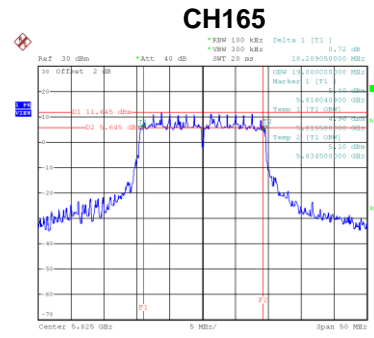
Channel	Frequency (MHz)	6 dB Bandwidth (MHz)	6 dB Bandwidth Min. Limit (kHz)	Result
149	5745	18.21	500	Complies
157	5785	18.29	500	Complies
165	5825	18.21	500	Complies



Date: 11.MAR.2020 14:03:17



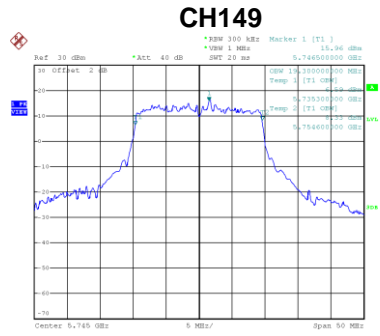
Date: 11.MAR.2020 14:06:46



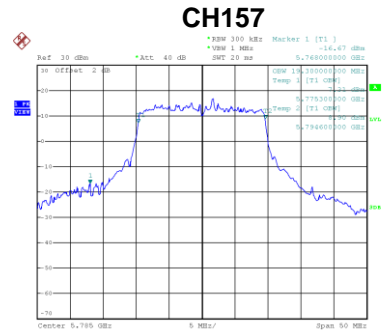
Date: 11.MAR.2020 14:13:02

Test Mode	UNII-3_TX AX (HE20) Mode	RU configuration	242/61
-----------	--------------------------	------------------	--------

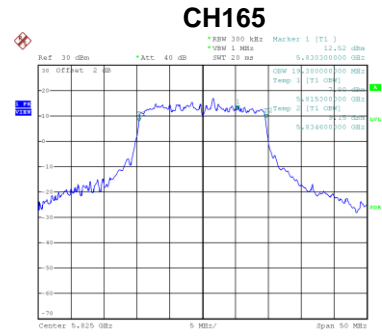
Channel	Frequency (MHz)	99 % Emission Bandwidth (MHz)
149	5745	19.30
157	5785	19.30
165	5825	19.30



Date: 11.MAR.2020 14:02:42



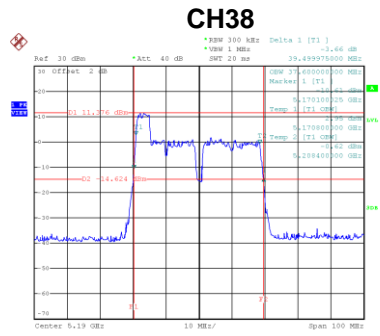
Date: 11.MAR.2020 14:06:11



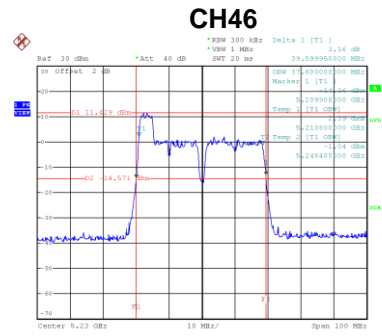
Date: 11.MAR.2020 14:12:24

Test Mode	UNII-1_TX AX (HE40) Mode	RU configuration	52/37
-----------	--------------------------	------------------	-------

Channel	Frequency (MHz)	26 dB Bandwidth (MHz)	99 % Emission Bandwidth (MHz)
38	5190	39.50	37.60
46	5230	39.60	37.60



Date: 13.MAR.2020 15:43:17

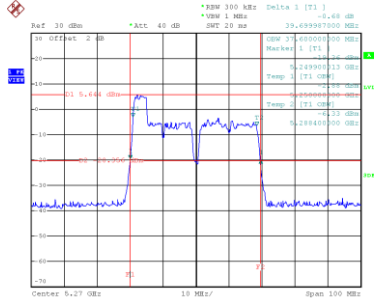


Date: 13.MAR.2020 15:46:53

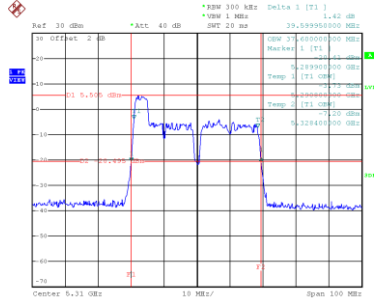
Test Mode	UNII-2A_TX AX (HE40) Mode	RU configuration	52/37
-----------	---------------------------	------------------	-------

Channel	Frequency (MHz)	26 dB Bandwidth (MHz)	99 % Emission Bandwidth (MHz)
54	5270	39.70	37.60
62	5310	39.60	37.60

CH54



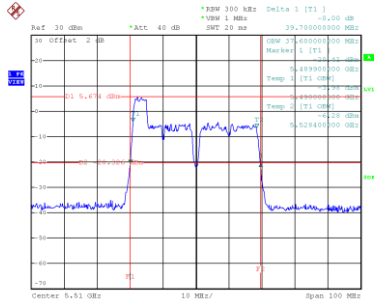
CH62



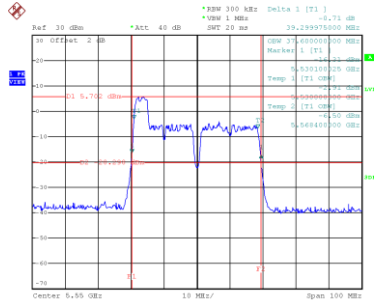
Test Mode	UNII-2C_TX AX (HE40) Mode	RU configuration	52/37
-----------	---------------------------	------------------	-------

Channel	Frequency (MHz)	26 dB Bandwidth (MHz)	99 % Emission Bandwidth (MHz)
102	5510	39.70	37.60
110	5550	39.30	37.60
134	5670	39.61	37.60

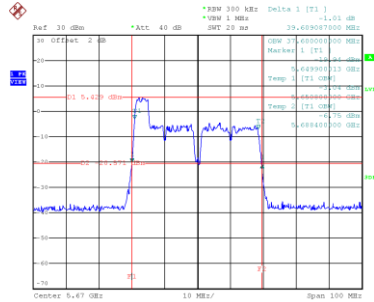
CH102



CH110

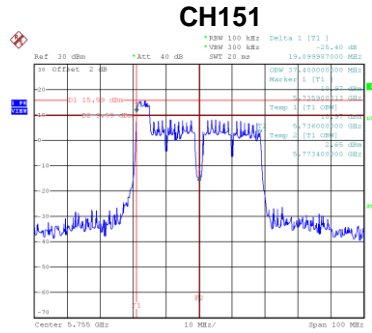


CH134

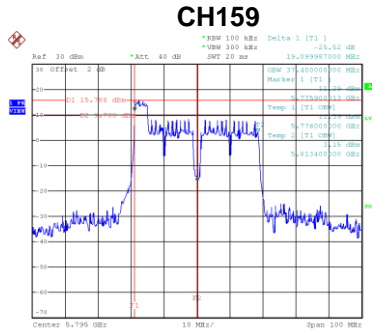


Test Mode	UNII-3_TX AX (HE40) Mode	RU configuration	52/37
-----------	--------------------------	------------------	-------

Channel	Frequency (MHz)	6 dB Bandwidth (MHz)	6 dB Bandwidth Min. Limit (kHz)	Result
151	5755	19.10	500	Complies
159	5795	19.10	500	Complies



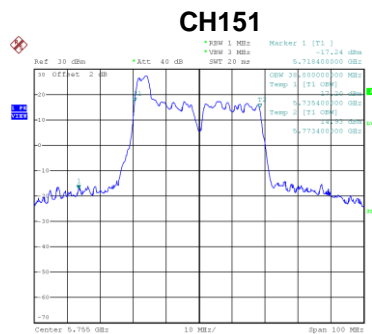
Date: 13.MAR.2020 16:29:25



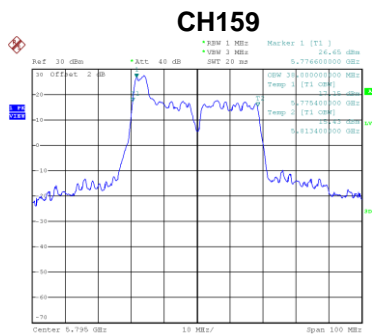
Date: 13.MAR.2020 16:38:13

Test Mode	UNII-3_TX AX (HE40) Mode	RU configuration	52/37
-----------	--------------------------	------------------	-------

Channel	Frequency (MHz)	99 % Emission Bandwidth (MHz)
151	5755	38.00
159	5795	38.00



Date: 13.MAR.2020 16:28:25

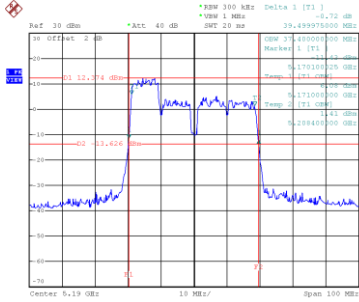


Date: 13.MAR.2020 16:37:16

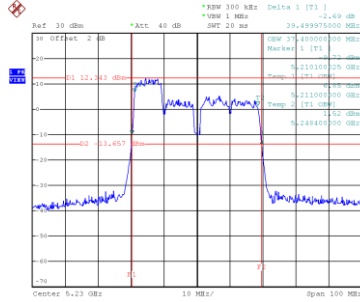
Test Mode	UNII-1_TX AX (HE40) Mode	RU configuration	106/53
-----------	--------------------------	------------------	--------

Channel	Frequency (MHz)	26 dB Bandwidth (MHz)	99 % Emission Bandwidth (MHz)
38	5190	39.50	37.40
46	5230	39.50	37.40

CH38



CH46



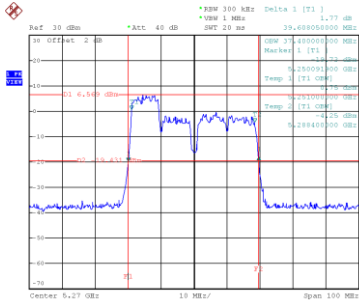
Date: 12.MAR.2020 21:31:25

Date: 12.MAR.2020 21:38:48

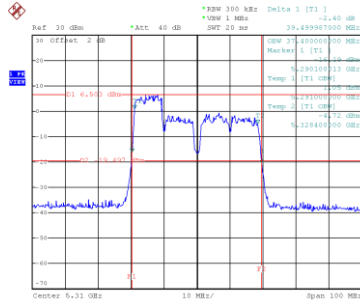
Test Mode	UNII-2A_TX AX (HE40) Mode	RU configuration	106/53
-----------	---------------------------	------------------	--------

Channel	Frequency (MHz)	26 dB Bandwidth (MHz)	99 % Emission Bandwidth (MHz)
54	5270	39.61	37.40
62	5310	39.50	37.40

CH54



CH62

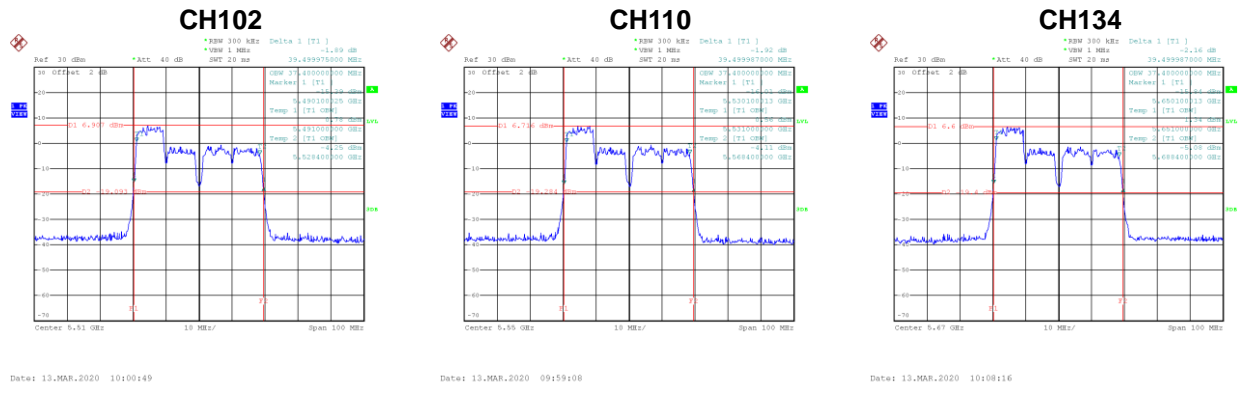


Date: 12.MAR.2020 21:47:45

Date: 13.MAR.2020 09:47:11

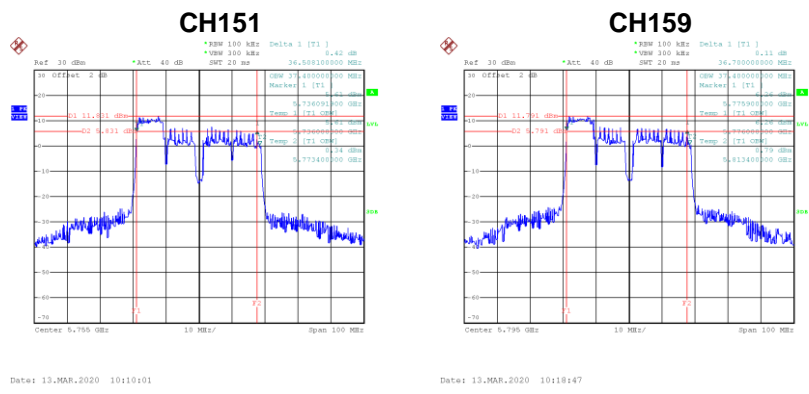
Test Mode	UNII-2C_TX AX (HE40) Mode	RU configuration	106/53
-----------	---------------------------	------------------	--------

Channel	Frequency (MHz)	26 dB Bandwidth (MHz)	99 % Emission Bandwidth (MHz)
102	5510	39.50	37.40
110	5550	39.50	37.40
134	5670	39.50	37.40



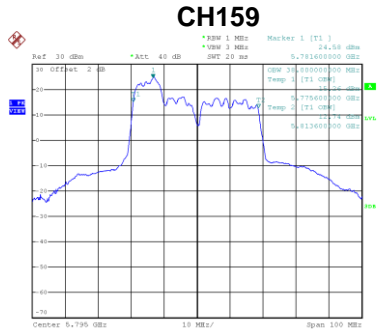
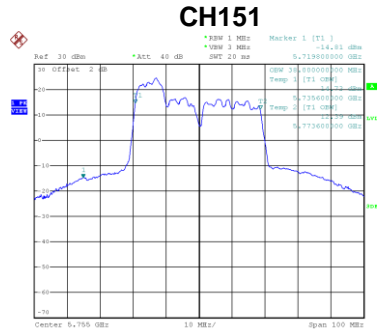
Test Mode	UNII-3_TX AX (HE40) Mode	RU configuration	106/53
-----------	--------------------------	------------------	--------

Channel	Frequency (MHz)	6 dB Bandwidth (MHz)	6 dB Bandwidth Min. Limit (kHz)	Result
151	5755	36.51	500	Complies
159	5795	36.70	500	Complies



Test Mode	UNII-3_TX AX (HE40) Mode	RU configuration	106/53
-----------	--------------------------	------------------	--------

Channel	Frequency (MHz)	99 % Emission Bandwidth (MHz)
151	5755	38.00
159	5795	38.00

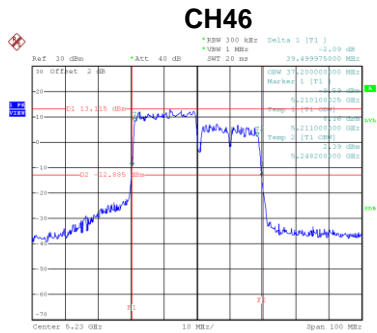
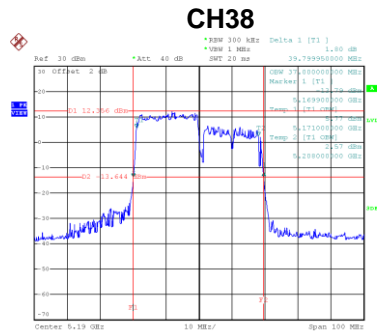


Date: 13.MAR.2020 10:09:11

Date: 13.MAR.2020 10:18:00

Test Mode	UNII-1_TX AX (HE40) Mode	RU configuration	242/61
-----------	--------------------------	------------------	--------

Channel	Frequency (MHz)	26 dB Bandwidth (MHz)	99 % Emission Bandwidth (MHz)
38	5190	39.80	37.00
46	5230	39.50	37.20



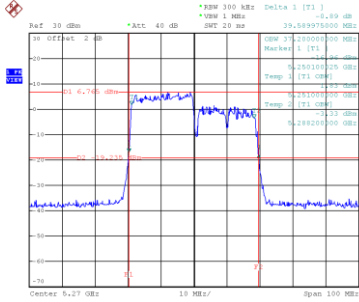
Date: 12.MAR.2020 18:38:06

Date: 12.MAR.2020 18:48:01

Test Mode	UNII-2A_TX AX (HE40) Mode	RU configuration	242/61
-----------	---------------------------	------------------	--------

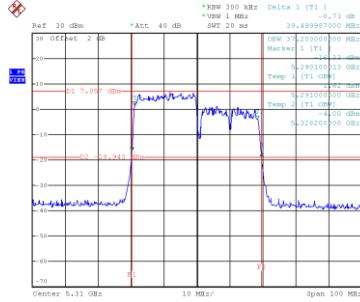
Channel	Frequency (MHz)	26 dB Bandwidth (MHz)	99 % Emission Bandwidth (MHz)
54	5270	39.59	37.20
62	5310	39.50	37.20

CH54



Date: 12.MAR.2020 10:53:42

CH62

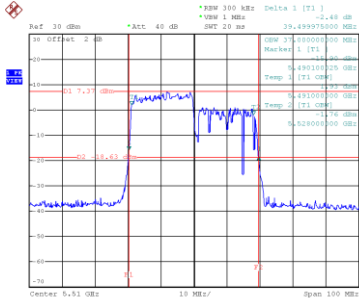


Date: 12.MAR.2020 19:02:57

Test Mode	UNII-2C_TX AX (HE40) Mode	RU configuration	242/61
-----------	---------------------------	------------------	--------

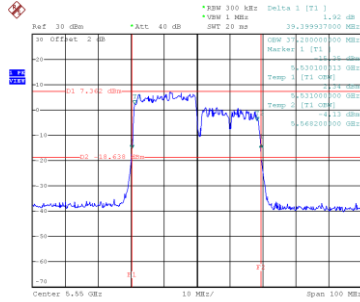
Channel	Frequency (MHz)	26 dB Bandwidth (MHz)	99 % Emission Bandwidth (MHz)
102	5510	39.50	37.00
110	5550	39.40	37.20
134	5670	39.50	37.00

CH102



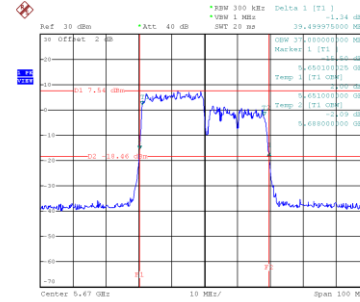
Date: 12.MAR.2020 19:12:44

CH110



Date: 12.MAR.2020 19:21:29

CH134

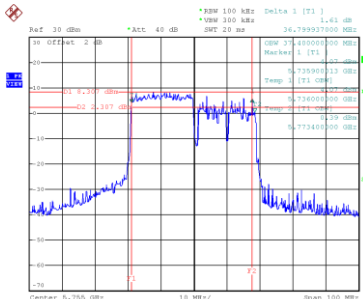


Date: 12.MAR.2020 19:31:53

Test Mode	UNII-3_TX AX (HE40) Mode	RU configuration	242/61
-----------	--------------------------	------------------	--------

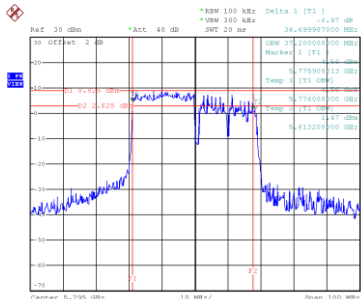
Channel	Frequency (MHz)	6 dB Bandwidth (MHz)	6 dB Bandwidth Min. Limit (kHz)	Result
151	5755	36.80	500	Complies
159	5795	36.70	500	Complies

CH151



Date: 12.MAR.2020 19:41:06

CH159

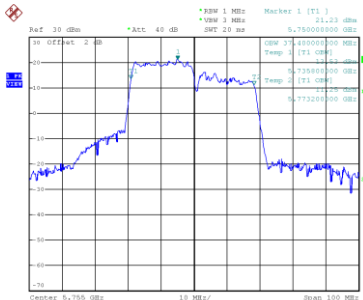


Date: 12.MAR.2020 19:52:56

Test Mode	UNII-3_TX AX (HE40) Mode	RU configuration	242/61
-----------	--------------------------	------------------	--------

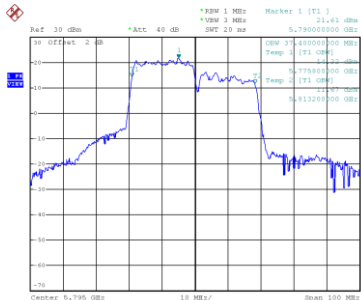
Channel	Frequency (MHz)	99 % Emission Bandwidth (MHz)
151	5755	37.40
159	5795	37.40

CH151



Date: 12.MAR.2020 19:40:19

CH159

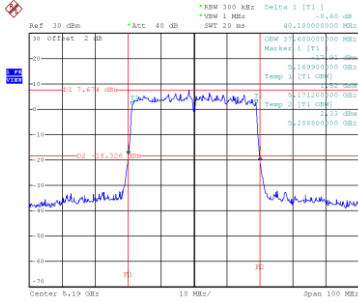


Date: 12.MAR.2020 19:52:06

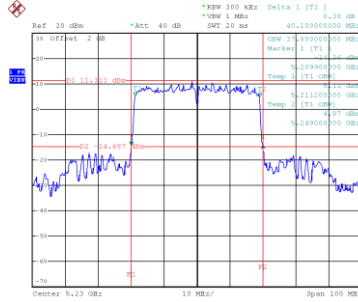
Test Mode	UNII-1_TX AX (HE40) Mode	RU configuration	484/65
-----------	--------------------------	------------------	--------

Channel	Frequency (MHz)	26 dB Bandwidth (MHz)	99 % Emission Bandwidth (MHz)
38	5190	40.10	37.60
46	5230	40.10	37.80

CH38



CH46



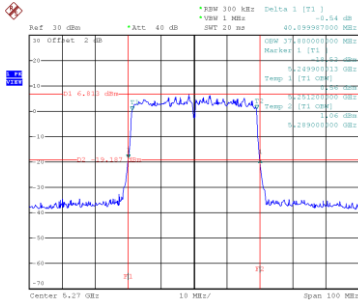
Date: 12.MAR.2020 17:29:42

Date: 12.MAR.2020 17:34:07

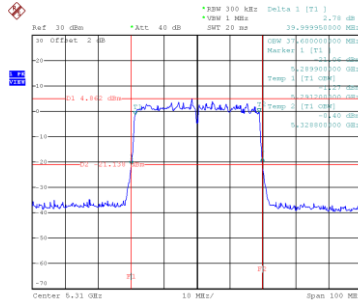
Test Mode	UNII-2A_TX AX (HE40) Mode	RU configuration	484/65
-----------	---------------------------	------------------	--------

Channel	Frequency (MHz)	26 dB Bandwidth (MHz)	99 % Emission Bandwidth (MHz)
54	5270	40.10	37.80
62	5310	40.00	37.60

CH54



CH62

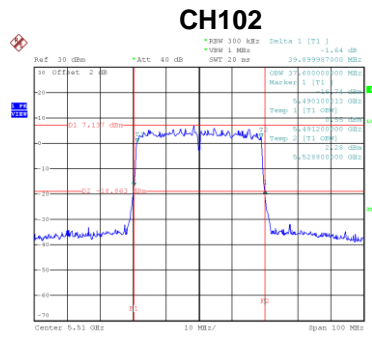


Date: 12.MAR.2020 18:10:35

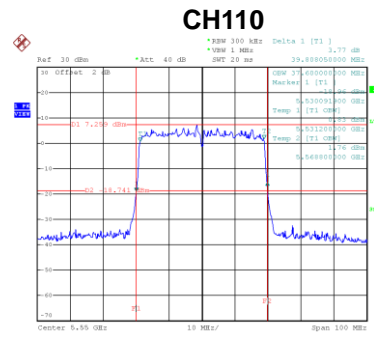
Date: 12.MAR.2020 18:12:11

Test Mode	UNII-2C_TX AX (HE40) Mode	RU configuration	484/65
-----------	---------------------------	------------------	--------

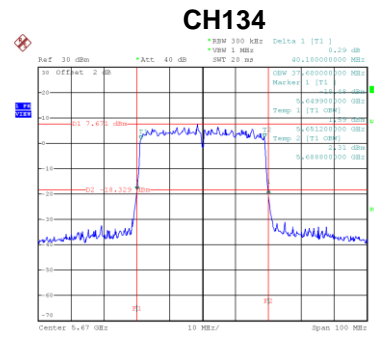
Channel	Frequency (MHz)	26 dB Bandwidth (MHz)	99 % Emission Bandwidth (MHz)
102	5510	39.90	37.60
110	5550	39.80	37.60
134	5670	40.10	37.60



Date: 12.MAR.2020 10:18:00



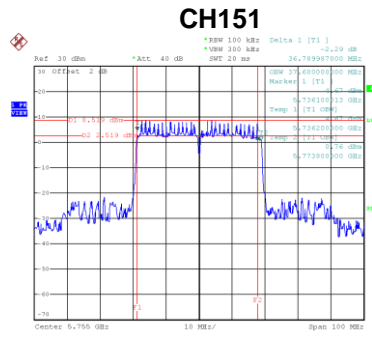
Date: 12.MAR.2020 10:19:51



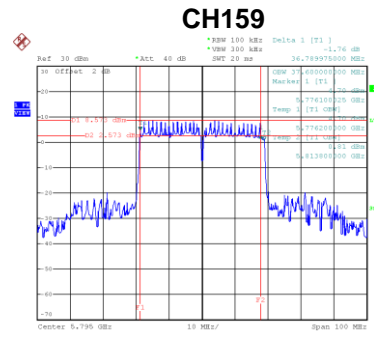
Date: 12.MAR.2020 10:21:23

Test Mode	UNII-3_TX AX (HE40) Mode	RU configuration	484/65
-----------	--------------------------	------------------	--------

Channel	Frequency (MHz)	6 dB Bandwidth (MHz)	6 dB Bandwidth Min. Limit (kHz)	Result
151	5755	36.79	500	Complies
159	5795	36.79	500	Complies



Date: 12.MAR.2020 10:23:25

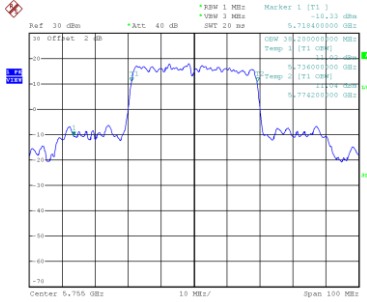


Date: 12.MAR.2020 10:31:50

Test Mode	UNII-3_TX AX (HE40) Mode	RU configuration	484/65
-----------	--------------------------	------------------	--------

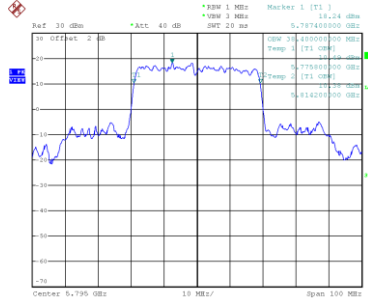
Channel	Frequency (MHz)	99 % Emission Bandwidth (MHz)
151	5755	38.20
159	5795	38.40

CH151



Date: 12.MAR.2020 10:22:38

CH159

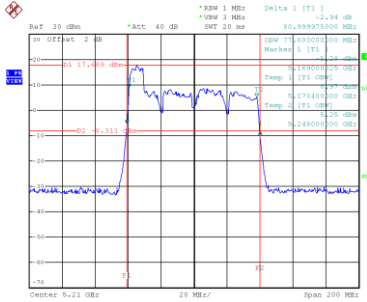


Date: 12.MAR.2020 10:30:57

Test Mode	UNII-1_TX AX (HE80) Mode	RU configuration	106/53
-----------	--------------------------	------------------	--------

Channel	Frequency (MHz)	26 dB Bandwidth (MHz)	99 % Emission Bandwidth (MHz)
42	5210	81.00	77.60

CH42

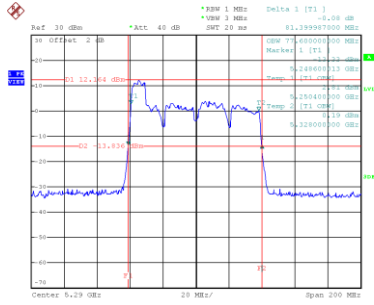


Date: 12.MAR.2020 15:05:44

Test Mode	UNII-2A_TX AX (HE80) Mode	RU configuration	106/53
-----------	---------------------------	------------------	--------

Channel	Frequency (MHz)	26 dB Bandwidth (MHz)	99 % Emission Bandwidth (MHz)
58	5290	81.40	77.60

CH58

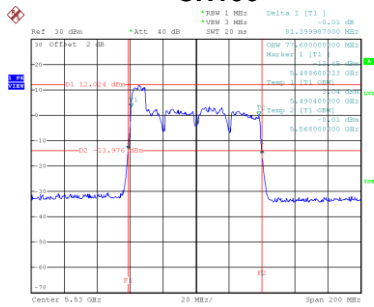


Date: 12.MAR.2020 15:13:34

Test Mode	UNII-2C_TX AX (HE80) Mode	RU configuration	106/53
-----------	---------------------------	------------------	--------

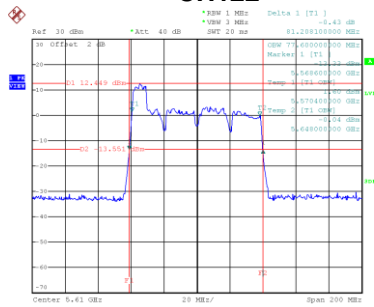
Channel	Frequency (MHz)	26 dB Bandwidth (MHz)	99 % Emission Bandwidth (MHz)
106	5530	81.40	77.60
122	5610	81.21	77.60

CH106



Date: 12.MAR.2020 15:19:10

CH122

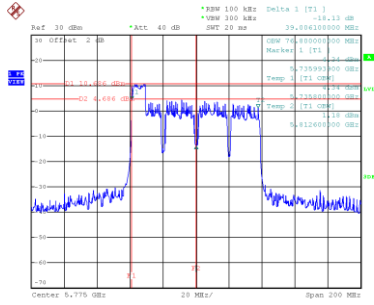


Date: 12.MAR.2020 15:29:21

Test Mode	UNII-3_TX AX (HE80) Mode	RU configuration	106/53
-----------	--------------------------	------------------	--------

Channel	Frequency (MHz)	6 dB Bandwidth (MHz)	6 dB Bandwidth Min. Limit (kHz)	Result
155	5775	39.01	500	Complies

CH155

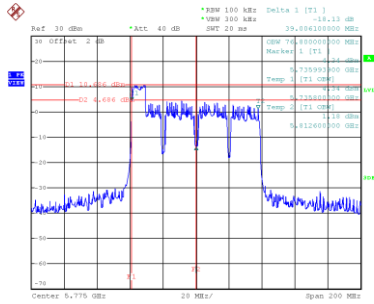


Date: 13_MAR_2020 20:50:20

Test Mode	UNII-3_TX AX (HE80) Mode	RU configuration	106/53
-----------	--------------------------	------------------	--------

Channel	Frequency (MHz)	99 % Emission Bandwidth (MHz)
155	5775	77.60

CH155

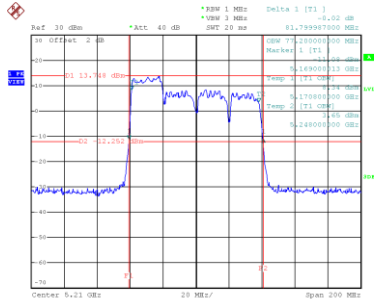


Date: 13_MAR_2020 20:50:20

Test Mode	UNII-1_TX AX (HE80) Mode	RU configuration	242/61
-----------	--------------------------	------------------	--------

Channel	Frequency (MHz)	26 dB Bandwidth (MHz)	99 % Emission Bandwidth (MHz)
42	5210	81.80	77.20

CH42

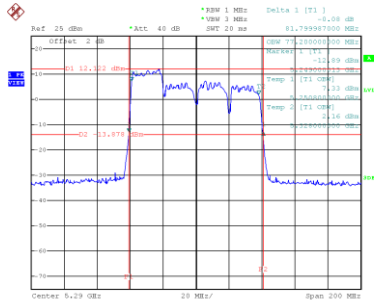


Date: 13_MAR_2020 20:40:57

Test Mode	UNII-2A_TX AX (HE80) Mode	RU configuration	242/61
-----------	---------------------------	------------------	--------

Channel	Frequency (MHz)	26 dB Bandwidth (MHz)	99 % Emission Bandwidth (MHz)
58	5290	81.80	77.20

CH58

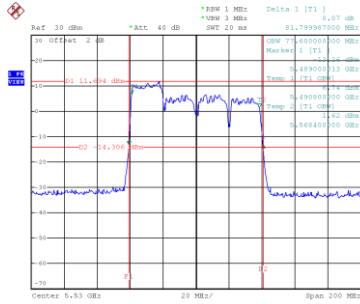


Date: 12_MAR_2020 11:04:19

Test Mode	UNII-2C_TX AX (HE80) Mode	RU configuration	242/61
-----------	---------------------------	------------------	--------

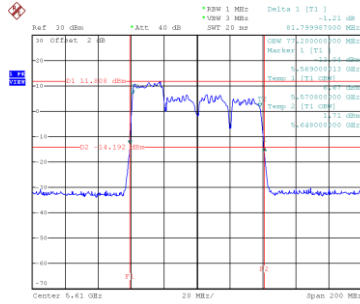
Channel	Frequency (MHz)	26 dB Bandwidth (MHz)	99 % Emission Bandwidth (MHz)
106	5530	81.80	77.60
122	5610	81.80	77.20

CH106



Date: 12.MAR.2020 11:20:20

CH122

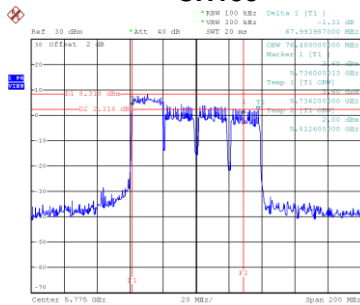


Date: 12.MAR.2020 13:32:27

Test Mode	UNII-3_TX AX (HE80) Mode	RU configuration	242/61
-----------	--------------------------	------------------	--------

Channel	Frequency (MHz)	6 dB Bandwidth (MHz)	6 dB Bandwidth Min. Limit (kHz)	Result
155	5775	68.00	500	Complies

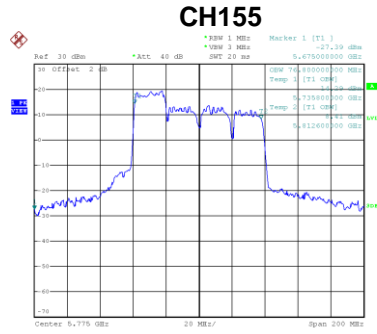
CH155



Date: 13.MAR.2020 20:43:56

Test Mode	UNII-3_TX AX (HE80) Mode	RU configuration	242/61
-----------	--------------------------	------------------	--------

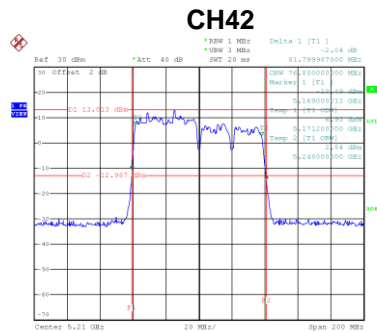
Channel	Frequency (MHz)	99 % Emission Bandwidth (MHz)
155	5775	76.80



Date: 13_MAR_2020 20:42:29

Test Mode	UNII-1_TX AX (HE80) Mode	RU configuration	484/65
-----------	--------------------------	------------------	--------

Channel	Frequency (MHz)	26 dB Bandwidth (MHz)	99 % Emission Bandwidth (MHz)
42	5210	81.80	76.80

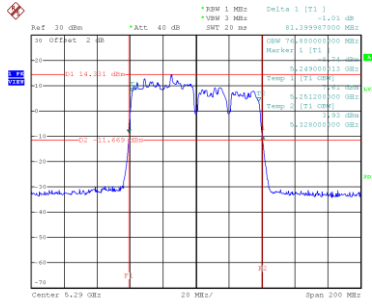


Date: 13_MAR_2020 20:22:35

Test Mode	UNII-2A_TX AX (HE80) Mode	RU configuration	484/65
-----------	---------------------------	------------------	--------

Channel	Frequency (MHz)	26 dB Bandwidth (MHz)	99 % Emission Bandwidth (MHz)
58	5290	81.40	76.80

CH58

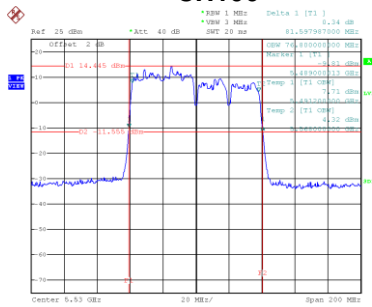


Date: 12.MAR.2020 14:20:46

Test Mode	UNII-2C_TX AX (HE80) Mode	RU configuration	484/65
-----------	---------------------------	------------------	--------

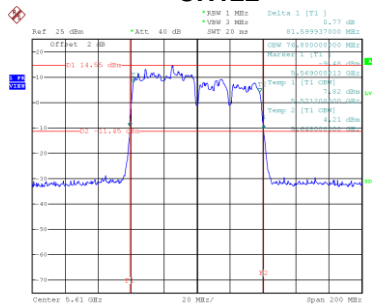
Channel	Frequency (MHz)	26 dB Bandwidth (MHz)	99 % Emission Bandwidth (MHz)
106	5530	81.60	76.80
122	5610	81.60	76.80

CH106



Date: 12.MAR.2020 09:48:15

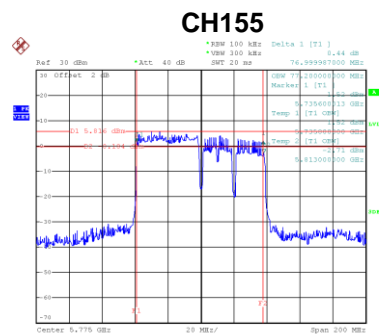
CH122



Date: 12.MAR.2020 09:52:26

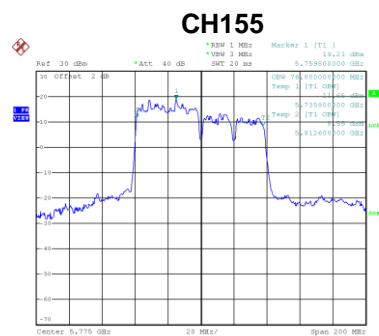
Test Mode	UNII-3_TX AX (HE80) Mode	RU configuration	484/65
-----------	--------------------------	------------------	--------

Channel	Frequency (MHz)	6 dB Bandwidth (MHz)	6 dB Bandwidth Min. Limit (kHz)	Result
155	5775	77.00	500	Complies



Test Mode	UNII-3_TX AX (HE80) Mode	RU configuration	484/65
-----------	--------------------------	------------------	--------

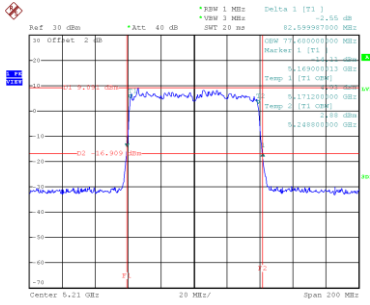
Channel	Frequency (MHz)	99 % Emission Bandwidth (MHz)
155	5775	76.80



Test Mode	UNII-1_TX AX (HE80) Mode	RU configuration	996/67
-----------	--------------------------	------------------	--------

Channel	Frequency (MHz)	26 dB Bandwidth (MHz)	99 % Emission Bandwidth (MHz)
42	5210	82.60	77.60

CH42

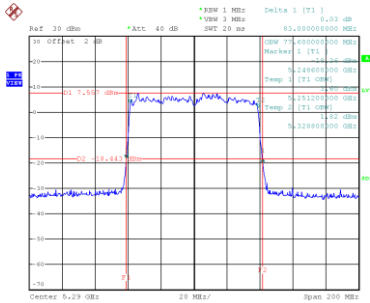


Date: 13_MAR_2020 20:02:34

Test Mode	UNII-2A_TX AX (HE80) Mode	RU configuration	996/67
-----------	---------------------------	------------------	--------

Channel	Frequency (MHz)	26 dB Bandwidth (MHz)	99 % Emission Bandwidth (MHz)
58	5290	83.00	77.60

CH58

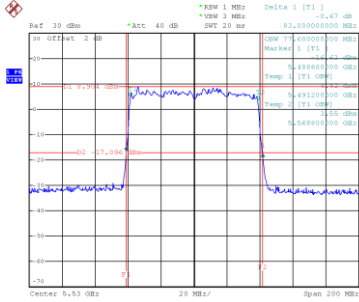


Date: 13_MAR_2020 20:07:35

Test Mode	UNII-2C_TX AX (HE80) Mode	RU configuration	996/67
-----------	---------------------------	------------------	--------

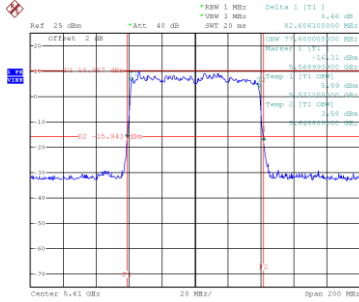
Channel	Frequency (MHz)	26 dB Bandwidth (MHz)	99 % Emission Bandwidth (MHz)
106	5530	83.00	77.60
122	5610	82.61	77.60

CH106



Date: 13.MAR.2020 20:09:13

CH122

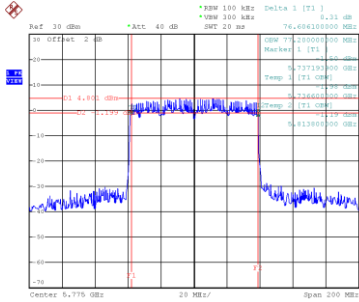


Date: 12.MAR.2020 09:21:07

Test Mode	UNII-3_TX AX (HE80) Mode	RU configuration	996/67
-----------	--------------------------	------------------	--------

Channel	Frequency (MHz)	6 dB Bandwidth (MHz)	6 dB Bandwidth Min. Limit (kHz)	Result
155	5775	76.61	500	Complies

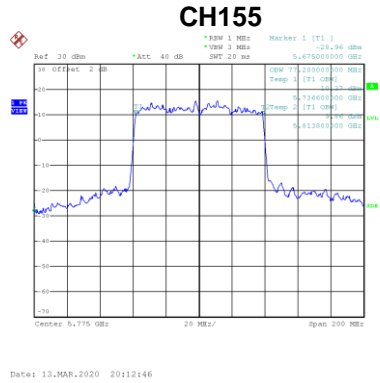
CH155



Date: 13.MAR.2020 20:13:31

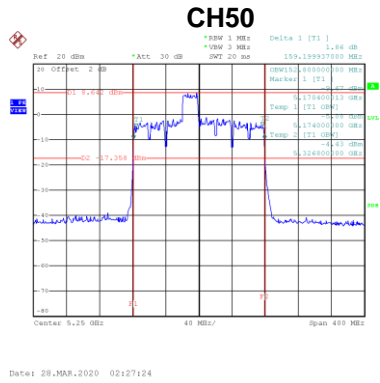
Test Mode	UNII-3_TX AX (HE80) Mode	RU configuration	996/67
-----------	--------------------------	------------------	--------

Channel	Frequency (MHz)	99 % Emission Bandwidth (MHz)
155	5775	77.20



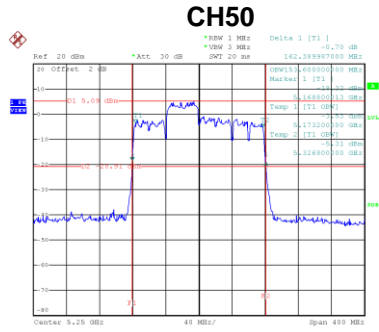
Test Mode	UNII-2A_TX AX (HE160) Mode	RU configuration	242/64
-----------	----------------------------	------------------	--------

Channel	Frequency (MHz)	26 dB Bandwidth (MHz)	99 % Emission Bandwidth (MHz)
50	5250	159.20	152.80



Test Mode	UNII-2A_TX AX (HE160) Mode	RU configuration	484/66
-----------	----------------------------	------------------	--------

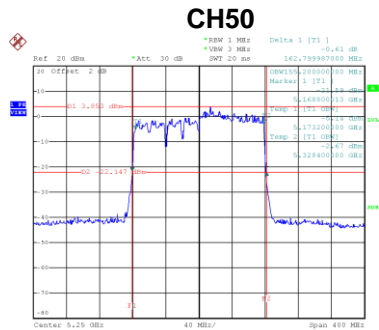
Channel	Frequency (MHz)	26 dB Bandwidth (MHz)	99 % Emission Bandwidth (MHz)
50	5250	162.39	153.60



Date: 28.MAR.2020 02:48:16

Test Mode	UNII-2A_TX AX (HE160) Mode	RU configuration	996/S67
-----------	----------------------------	------------------	---------

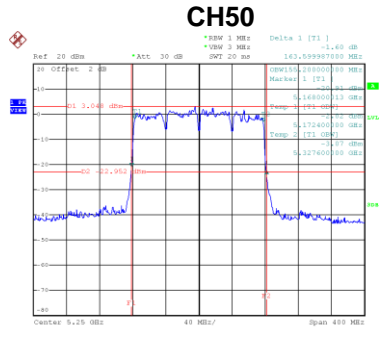
Channel	Frequency (MHz)	26 dB Bandwidth (MHz)	99 % Emission Bandwidth (MHz)
50	5250	162.80	155.20



Date: 28.MAR.2020 02:56:28

Test Mode	UNII-2A_TX AX (HE160) Mode	RU configuration	996*2/S68
-----------	----------------------------	------------------	-----------

Channel	Frequency (MHz)	26 dB Bandwidth (MHz)	99 % Emission Bandwidth (MHz)
50	5250	163.60	155.20



Date: 28.MAR.2020 03:02:11

APPENDIX E - CONDUCTED OUTPUT POWER

Non-Beamforming

Test Mode	UNII-1_TX AX (HE20) Mode_Ant. 1
-----------	---------------------------------

Channel	Frequency (MHz)	RU configuration	Conducted Output Power (dBm)	Duty Factor	Conducted Output Power + Duty Factor (dBm)	Max. Limit (dBm)	Max. Limit (W)	Result
36	5180	52/37	12.60	0.84	13.44	26.98	0.50	Complies
		52/38	12.15	0.84	12.99	26.98	0.50	Complies
		52/40	12.37	0.84	13.21	26.98	0.50	Complies
		106/53	14.61	0.84	15.45	26.98	0.50	Complies
		106/54	14.80	0.84	15.64	26.98	0.50	Complies
		242/61	15.20	0.84	16.04	26.98	0.50	Complies
40	5200	52/37	12.55	0.84	13.39	26.98	0.50	Complies
		52/38	12.42	0.84	13.26	26.98	0.50	Complies
		52/40	12.25	0.84	13.09	26.98	0.50	Complies
		106/53	14.65	0.84	15.49	26.98	0.50	Complies
		106/54	14.91	0.84	15.75	26.98	0.50	Complies
		242/61	17.67	0.84	18.51	26.98	0.50	Complies
48	5240	52/37	12.47	0.84	13.31	26.98	0.50	Complies
		52/38	12.08	0.84	12.92	26.98	0.50	Complies
		52/40	12.00	0.84	12.84	26.98	0.50	Complies
		106/53	14.72	0.84	15.56	26.98	0.50	Complies
		106/54	14.80	0.84	15.64	26.98	0.50	Complies
		242/61	18.26	0.84	19.10	26.98	0.50	Complies

Test Mode	UNII-1_TX AX (HE20) Mode_Ant. 2
-----------	---------------------------------

Channel	Frequency (MHz)	RU configuration	Conducted Output Power (dBm)	Duty Factor	Conducted Output Power + Duty Factor (dBm)	Max. Limit (dBm)	Max. Limit (W)	Result
36	5180	52/37	12.14	0.84	12.98	26.98	0.50	Complies
		52/38	11.79	0.84	12.63	26.98	0.50	Complies
		52/40	12.05	0.84	12.89	26.98	0.50	Complies
		106/53	13.80	0.84	14.64	26.98	0.50	Complies
		106/54	14.06	0.84	14.90	26.98	0.50	Complies
		242/61	14.13	0.84	14.97	26.98	0.50	Complies
40	5200	52/37	12.14	0.84	12.98	26.98	0.50	Complies
		52/38	11.90	0.84	12.74	26.98	0.50	Complies
		52/40	11.97	0.84	12.81	26.98	0.50	Complies
		106/53	13.77	0.84	14.61	26.98	0.50	Complies
		106/54	14.06	0.84	14.90	26.98	0.50	Complies
		242/61	16.73	0.84	17.57	26.98	0.50	Complies
48	5240	52/37	12.12	0.84	12.96	26.98	0.50	Complies
		52/38	11.91	0.84	12.75	26.98	0.50	Complies
		52/40	12.11	0.84	12.95	26.98	0.50	Complies
		106/53	14.03	0.84	14.87	26.98	0.50	Complies
		106/54	14.10	0.84	14.94	26.98	0.50	Complies
		242/61	17.08	0.84	17.92	26.98	0.50	Complies

Test Mode	UNII-1_TX AX (HE20) Mode_Ant. 3
-----------	---------------------------------

Channel	Frequency (MHz)	RU configuration	Conducted Output Power (dBm)	Duty Factor	Conducted Output Power + Duty Factor (dBm)	Max. Limit (dBm)	Max. Limit (W)	Result
36	5180	52/37	13.56	0.84	14.40	26.98	0.50	Complies
		52/38	12.53	0.84	13.37	26.98	0.50	Complies
		52/40	13.05	0.84	13.89	26.98	0.50	Complies
		106/53	15.36	0.84	16.20	26.98	0.50	Complies
		106/54	15.18	0.84	16.02	26.98	0.50	Complies
		242/61	15.75	0.84	16.59	26.98	0.50	Complies
40	5200	52/37	12.96	0.84	13.80	26.98	0.50	Complies
		52/38	12.67	0.84	13.51	26.98	0.50	Complies
		52/40	12.69	0.84	13.53	26.98	0.50	Complies
		106/53	15.19	0.84	16.03	26.98	0.50	Complies
		106/54	15.31	0.84	16.15	26.98	0.50	Complies
		242/61	18.70	0.84	19.54	26.98	0.50	Complies
48	5240	52/37	13.19	0.84	14.03	26.98	0.50	Complies
		52/38	12.82	0.84	13.66	26.98	0.50	Complies
		52/40	12.70	0.84	13.54	26.98	0.50	Complies
		106/53	15.11	0.84	15.95	26.98	0.50	Complies
		106/54	15.42	0.84	16.26	26.98	0.50	Complies
		242/61	18.71	0.84	19.55	26.98	0.50	Complies

Test Mode	UNII-1_TX AX (HE20) Mode_Ant. 4
-----------	---------------------------------

Channel	Frequency (MHz)	RU configuration	Conducted Output Power (dBm)	Duty Factor	Conducted Output Power + Duty Factor (dBm)	Max. Limit (dBm)	Max. Limit (W)	Result
36	5180	52/37	12.88	0.84	13.72	26.98	0.50	Complies
		52/38	12.47	0.84	13.31	26.98	0.50	Complies
		52/40	12.42	0.84	13.26	26.98	0.50	Complies
		106/53	14.69	0.84	15.53	26.98	0.50	Complies
		106/54	14.92	0.84	15.76	26.98	0.50	Complies
		242/61	15.45	0.84	16.29	26.98	0.50	Complies
40	5200	52/37	12.67	0.84	13.51	26.98	0.50	Complies
		52/38	12.50	0.84	13.34	26.98	0.50	Complies
		52/40	12.51	0.84	13.35	26.98	0.50	Complies
		106/53	14.70	0.84	15.54	26.98	0.50	Complies
		106/54	14.90	0.84	15.74	26.98	0.50	Complies
		242/61	18.01	0.84	18.85	26.98	0.50	Complies
48	5240	52/37	12.78	0.84	13.62	26.98	0.50	Complies
		52/38	12.81	0.84	13.65	26.98	0.50	Complies
		52/40	12.84	0.84	13.68	26.98	0.50	Complies
		106/53	14.90	0.84	15.74	26.98	0.50	Complies
		106/54	14.86	0.84	15.70	26.98	0.50	Complies
		242/61	18.00	0.84	18.84	26.98	0.50	Complies

Test Mode	UNII-1_TX AX (HE20) Mode_Total
-----------	--------------------------------

Channel	Frequency (MHz)	RU configuration	Conducted Output Power (dBm)	Max. Limit (dBm)	Max. Limit (W)	Result
36	5180	52/37	19.69	26.98	0.50	Complies
		52/38	19.11	26.98	0.50	Complies
		52/40	19.35	26.98	0.50	Complies
		106/53	21.51	26.98	0.50	Complies
		106/54	21.62	26.98	0.50	Complies
		242/61	22.03	26.98	0.50	Complies
40	5200	52/37	19.45	26.98	0.50	Complies
		52/38	19.24	26.98	0.50	Complies
		52/40	19.22	26.98	0.50	Complies
		106/53	21.47	26.98	0.50	Complies
		106/54	21.68	26.98	0.50	Complies
		242/61	24.69	26.98	0.50	Complies
48	5240	52/37	19.52	26.98	0.50	Complies
		52/38	19.29	26.98	0.50	Complies
		52/40	19.29	26.98	0.50	Complies
		106/53	21.57	26.98	0.50	Complies
		106/54	21.68	26.98	0.50	Complies
		242/61	24.91	26.98	0.50	Complies

Test Mode	UNII-1_TX AX (HE40) Mode_Ant. 1
-----------	---------------------------------

Channel	Frequency (MHz)	RU configuration	Conducted Output Power (dBm)	Duty Factor	Conducted Output Power + Duty Factor (dBm)	Max. Limit (dBm)	Max. Limit (W)	Result
38	5190	52/37	12.17	1.08	13.25	26.98	0.50	Complies
		52/40	12.39	1.08	13.47	26.98	0.50	Complies
		52/44	12.23	1.08	13.31	26.98	0.50	Complies
		106/53	15.11	1.08	16.19	26.98	0.50	Complies
		106/54	14.72	1.08	15.80	26.98	0.50	Complies
		106/56	14.56	1.08	15.64	26.98	0.50	Complies
		242/61	17.70	1.08	18.78	26.98	0.50	Complies
		242/62	17.39	1.08	18.47	26.98	0.50	Complies
		484/65	15.41	1.08	16.49	26.98	0.50	Complies
46	5230	52/37	12.66	1.08	13.74	26.98	0.50	Complies
		52/40	12.63	1.08	13.71	26.98	0.50	Complies
		52/44	12.67	1.08	13.75	26.98	0.50	Complies
		106/53	15.68	1.08	16.76	26.98	0.50	Complies
		106/54	15.16	1.08	16.24	26.98	0.50	Complies
		106/56	14.75	1.08	15.83	26.98	0.50	Complies
		242/61	18.32	1.08	19.40	26.98	0.50	Complies
		242/62	17.95	1.08	19.03	26.98	0.50	Complies
		484/65	16.72	1.08	17.80	26.98	0.50	Complies

Test Mode	UNII-1_TX AX (HE40) Mode_Ant. 2
-----------	---------------------------------

Channel	Frequency (MHz)	RU configuration	Conducted Output Power (dBm)	Duty Factor	Conducted Output Power + Duty Factor (dBm)	Max. Limit (dBm)	Max. Limit (W)	Result
38	5190	52/37	11.78	1.08	12.86	26.98	0.50	Complies
		52/40	11.60	1.08	12.68	26.98	0.50	Complies
		52/44	11.78	1.08	12.86	26.98	0.50	Complies
		106/53	13.92	1.08	15.00	26.98	0.50	Complies
		106/54	13.71	1.08	14.79	26.98	0.50	Complies
		106/56	13.55	1.08	14.63	26.98	0.50	Complies
		242/61	16.22	1.08	17.30	26.98	0.50	Complies
		242/62	16.24	1.08	17.32	26.98	0.50	Complies
		484/65	14.28	1.08	15.36	26.98	0.50	Complies
46	5230	52/37	11.86	1.08	12.94	26.98	0.50	Complies
		52/40	11.90	1.08	12.98	26.98	0.50	Complies
		52/44	12.09	1.08	13.17	26.98	0.50	Complies
		106/53	14.61	1.08	15.69	26.98	0.50	Complies
		106/54	14.45	1.08	15.53	26.98	0.50	Complies
		106/56	13.90	1.08	14.98	26.98	0.50	Complies
		242/61	17.38	1.08	18.46	26.98	0.50	Complies
		242/62	17.01	1.08	18.09	26.98	0.50	Complies
		484/65	15.69	1.08	16.77	26.98	0.50	Complies

Test Mode	UNII-1_TX AX (HE40) Mode_Ant. 3
-----------	---------------------------------

Channel	Frequency (MHz)	RU configuration	Conducted Output Power (dBm)	Duty Factor	Conducted Output Power + Duty Factor (dBm)	Max. Limit (dBm)	Max. Limit (W)	Result
38	5190	52/37	12.60	1.08	13.68	26.98	0.50	Complies
		52/40	12.55	1.08	13.63	26.98	0.50	Complies
		52/44	12.58	1.08	13.66	26.98	0.50	Complies
		106/53	15.73	1.08	16.81	26.98	0.50	Complies
		106/54	14.94	1.08	16.02	26.98	0.50	Complies
		106/56	15.01	1.08	16.09	26.98	0.50	Complies
		242/61	17.91	1.08	18.99	26.98	0.50	Complies
		242/62	17.95	1.08	19.03	26.98	0.50	Complies
		484/65	15.83	1.08	16.91	26.98	0.50	Complies
46	5230	52/37	13.01	1.08	14.09	26.98	0.50	Complies
		52/40	12.86	1.08	13.94	26.98	0.50	Complies
		52/44	13.26	1.08	14.34	26.98	0.50	Complies
		106/53	16.29	1.08	17.37	26.98	0.50	Complies
		106/54	15.76	1.08	16.84	26.98	0.50	Complies
		106/56	15.34	1.08	16.42	26.98	0.50	Complies
		242/61	18.88	1.08	19.96	26.98	0.50	Complies
		242/62	18.77	1.08	19.85	26.98	0.50	Complies
		484/65	16.75	1.08	17.83	26.98	0.50	Complies

Test Mode	UNII-1_TX AX (HE40) Mode_Ant. 4
-----------	---------------------------------

Channel	Frequency (MHz)	RU configuration	Conducted Output Power (dBm)	Duty Factor	Conducted Output Power + Duty Factor (dBm)	Max. Limit (dBm)	Max. Limit (W)	Result
38	5190	52/37	12.47	1.08	13.55	26.98	0.50	Complies
		52/40	12.30	1.08	13.38	26.98	0.50	Complies
		52/44	12.69	1.08	13.77	26.98	0.50	Complies
		106/53	15.11	1.08	16.19	26.98	0.50	Complies
		106/54	14.59	1.08	15.67	26.98	0.50	Complies
		106/56	14.76	1.08	15.84	26.98	0.50	Complies
		242/61	17.65	1.08	18.73	26.98	0.50	Complies
		242/62	17.72	1.08	18.80	26.98	0.50	Complies
		484/65	15.41	1.08	16.49	26.98	0.50	Complies
46	5230	52/37	12.44	1.08	13.52	26.98	0.50	Complies
		52/40	12.49	1.08	13.57	26.98	0.50	Complies
		52/44	13.06	1.08	14.14	26.98	0.50	Complies
		106/53	15.58	1.08	16.66	26.98	0.50	Complies
		106/54	15.23	1.08	16.31	26.98	0.50	Complies
		106/56	14.92	1.08	16.00	26.98	0.50	Complies
		242/61	18.72	1.08	19.80	26.98	0.50	Complies
		242/62	18.30	1.08	19.38	26.98	0.50	Complies
		484/65	16.03	1.08	17.11	26.98	0.50	Complies

Test Mode	UNII-1_TX AX (HE40) Mode_Total
-----------	--------------------------------

Channel	Frequency (MHz)	RU configuration	Conducted Output Power (dBm)	Max. Limit (dBm)	Max. Limit (W)	Result
38	5190	52/37	19.37	26.98	0.50	Complies
		52/40	19.32	26.98	0.50	Complies
		52/44	19.43	26.98	0.50	Complies
		106/53	22.12	26.98	0.50	Complies
		106/54	21.61	26.98	0.50	Complies
		106/56	21.60	26.98	0.50	Complies
		242/61	24.52	26.98	0.50	Complies
		242/62	24.47	26.98	0.50	Complies
		484/65	22.37	26.98	0.50	Complies
46	5230	52/37	19.61	26.98	0.50	Complies
		52/40	19.58	26.98	0.50	Complies
		52/44	19.89	26.98	0.50	Complies
		106/53	22.68	26.98	0.50	Complies
		106/54	22.27	26.98	0.50	Complies
		106/56	21.86	26.98	0.50	Complies
		242/61	25.46	26.98	0.50	Complies
		242/62	25.15	26.98	0.50	Complies
		484/65	23.42	26.98	0.50	Complies

Test Mode	UNII-1_TX AX (HE80) Mode_Ant. 1
------------------	---------------------------------

Channel	Frequency (MHz)	RU configuration	Conducted Output Power (dBm)	Duty Factor	Conducted Output Power + Duty Factor (dBm)	Max. Limit (dBm)	Max. Limit (W)	Result
42	5210	106/53	15.08	1.21	16.29	26.98	0.50	Complies
		106/56	15.11	1.21	16.32	26.98	0.50	Complies
		106/60	15.20	1.21	16.41	26.98	0.50	Complies
		242/61	14.71	1.21	15.92	26.98	0.50	Complies
		242/63	15.02	1.21	16.23	26.98	0.50	Complies
		242/64	14.78	1.21	15.99	26.98	0.50	Complies
		484/65	13.93	1.21	15.14	26.98	0.50	Complies
		484/66	14.21	1.21	15.42	26.98	0.50	Complies
		996/67	14.14	1.21	15.35	26.98	0.50	Complies

Test Mode	UNII-1_TX AX (HE80) Mode_Ant. 2
------------------	---------------------------------

Channel	Frequency (MHz)	RU configuration	Conducted Output Power (dBm)	Duty Factor	Conducted Output Power + Duty Factor (dBm)	Max. Limit (dBm)	Max. Limit (W)	Result
42	5210	106/53	14.25	1.21	15.46	26.98	0.50	Complies
		106/56	14.46	1.21	15.67	26.98	0.50	Complies
		106/60	14.23	1.21	15.44	26.98	0.50	Complies
		242/61	13.99	1.21	15.20	26.98	0.50	Complies
		242/63	14.80	1.21	16.01	26.98	0.50	Complies
		242/64	14.00	1.21	15.21	26.98	0.50	Complies
		484/65	13.08	1.21	14.29	26.98	0.50	Complies
		484/66	13.46	1.21	14.67	26.98	0.50	Complies
		996/67	13.48	1.21	14.69	26.98	0.50	Complies