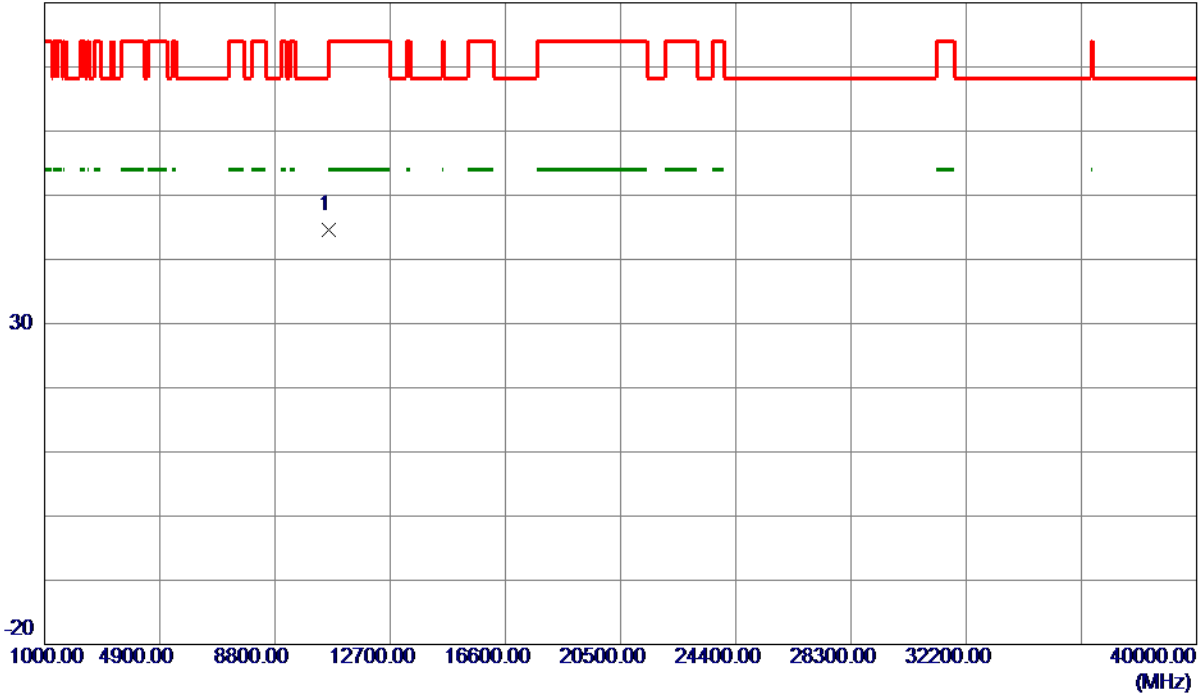


Orthogonal Axis	X
Test Mode	UNII-2A_TX AC (VHT20) Mode 5320 MHz

### Horizontal

80 dBuV/m



No.	Freq. MHz	Reading Level dBuV/m	Correct Factor dB	Measure ment dBuV/m	Limit dBuV/m	Margin dB	Detector	Comment
1 *	10639.5480	47.65	-3.08	44.57	74.00	-29.43	Peak	

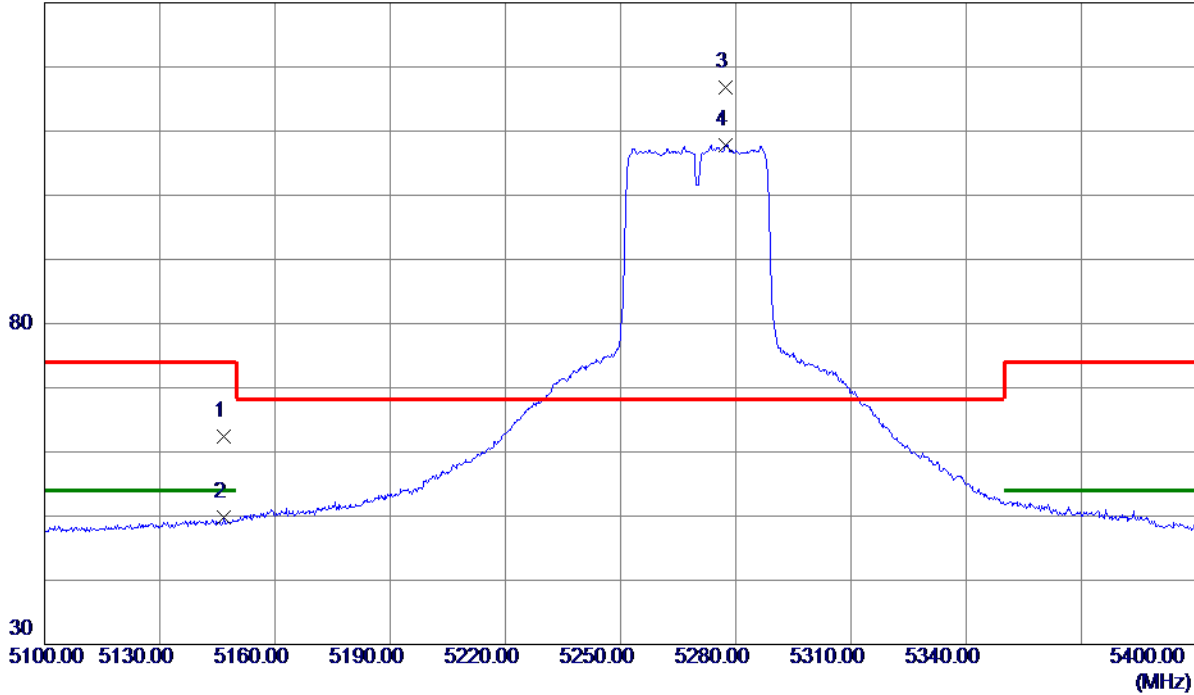
**REMARKS:**

- (1) Measurement Value = Reading Level + Correct Factor.
- (2) Margin Level = Measurement Value - Limit Value.

Orthogonal Axis	X
Test Mode	UNII-2A_TX AC (VHT40) Mode 5270 MHz

**Vertical**

130 dBuV/m



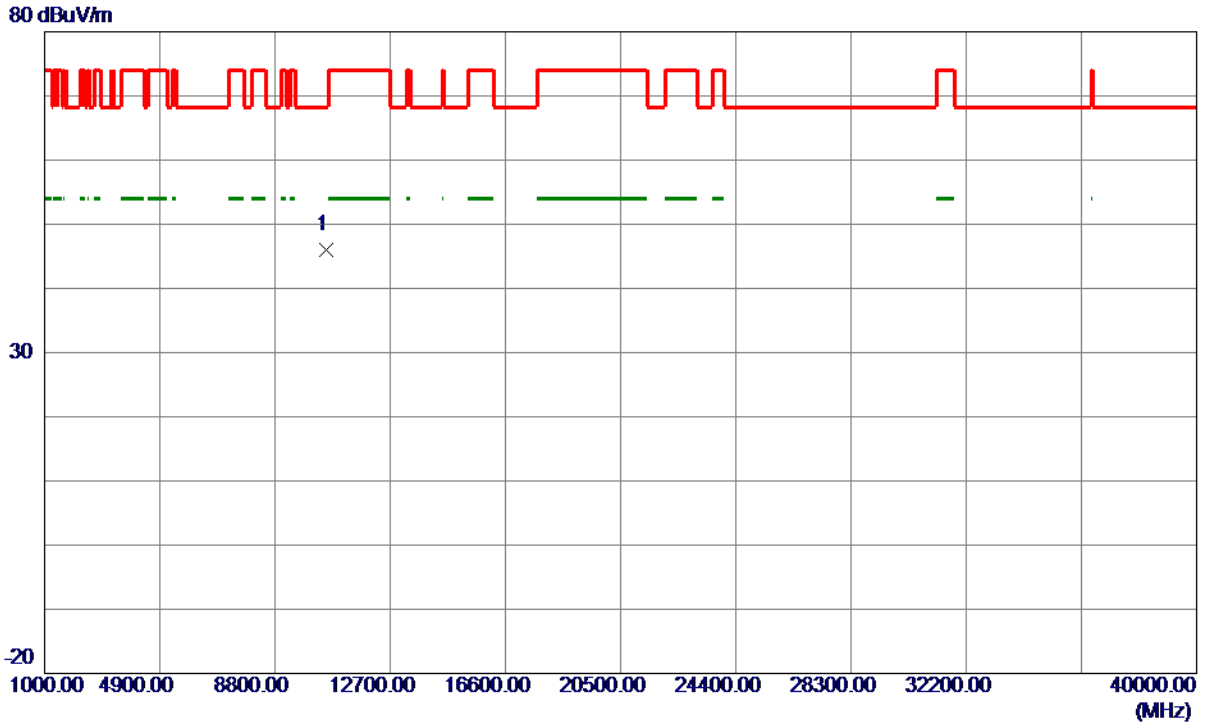
No.	Freq. MHz	Reading Level dBuV/m	Correct Factor dB	Measure ment dBuV/m	Limit dBuV/m	Margin dB	Detector	Comment
1	5146.8000	24.54	37.89	62.43	74.00	-11.57	Peak	
2	5146.8000	11.83	37.89	49.72	54.00	-4.28	AVG	
3 *	5277.4500	79.28	37.57	116.85	68.30	48.55	Peak	
4	5277.4500	70.28	37.57	107.85	999.00	-891.15	AVG	

**REMARKS:**

- (1) Measurement Value = Reading Level + Correct Factor.
- (2) Margin Level = Measurement Value - Limit Value.

Orthogonal Axis	X
Test Mode	UNII-2A_TX AC (VHT40) Mode 5270 MHz

**Vertical**



No.	Freq. MHz	Reading Level dBuV/m	Correct Factor dB	Measure ment dBuV/m	Limit dBuV/m	Margin dB	Detector	Comment
1 *	10541.3620	49.19	-3.21	45.98	68.30	-22.32	Peak	

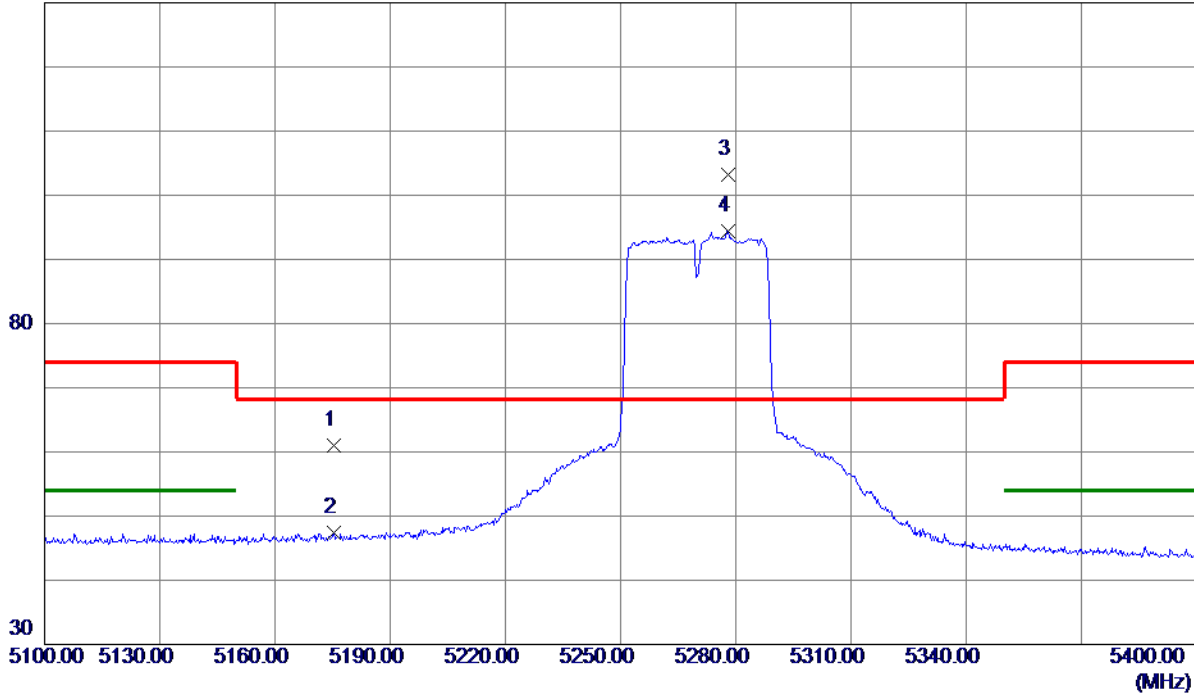
**REMARKS:**

- (1) Measurement Value = Reading Level + Correct Factor.
- (2) Margin Level = Measurement Value - Limit Value.

Orthogonal Axis	X
Test Mode	UNII-2A_TX AC (VHT40) Mode 5270 MHz

### Horizontal

130 dBuV/m



No.	Freq. MHz	Reading Level dBuV/m	Correct Factor dB	Measure ment dBuV/m	Limit dBuV/m	Margin dB	Detector	Comment
1	5175.3000	23.19	37.78	60.97	68.30	-7.33	Peak	
2	5175.3000	9.58	37.78	47.36	999.00	-951.64	AVG	
3 *	5277.9000	65.70	37.57	103.27	68.30	34.97	Peak	
4	5277.9000	56.78	37.57	94.35	999.00	-904.65	AVG	

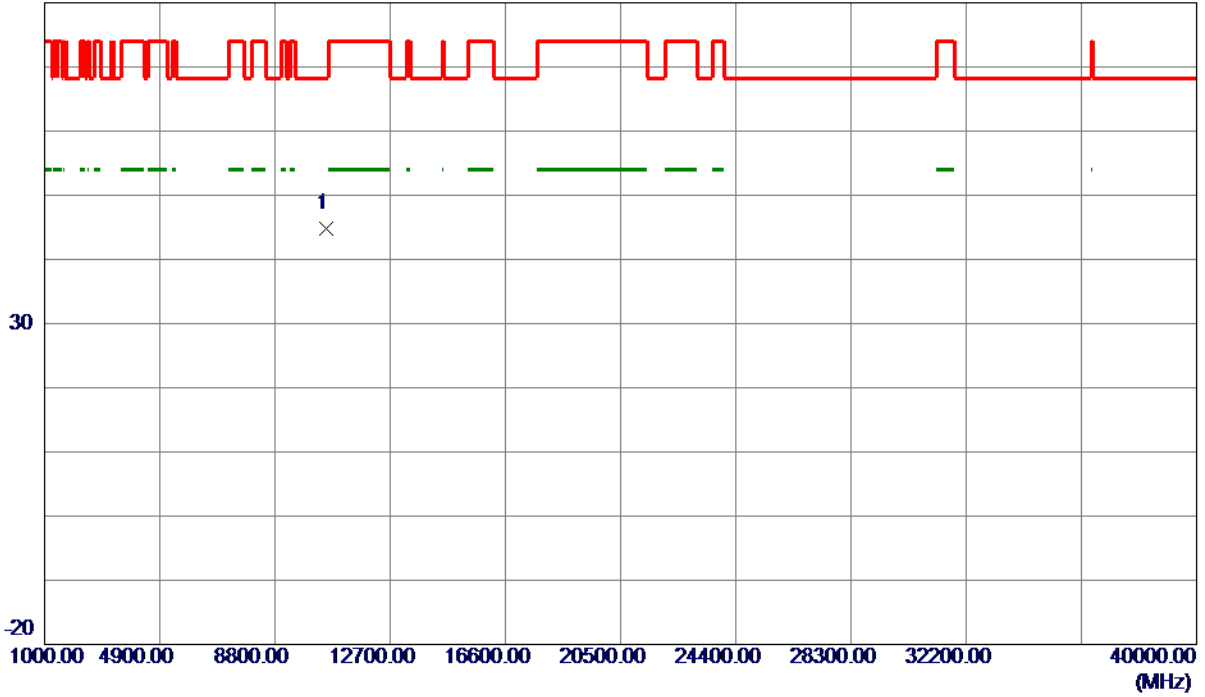
**REMARKS:**

- (1) Measurement Value = Reading Level + Correct Factor.
- (2) Margin Level = Measurement Value - Limit Value.

Orthogonal Axis	X
Test Mode	UNII-2A_TX AC (VHT40) Mode 5270 MHz

### Horizontal

80 dBuV/m



No.	Freq. MHz	Reading Level dBuV/m	Correct Factor dB	Measure ment dBuV/m	Limit dBuV/m	Margin dB	Detector	Comment
1 *	10538.8820	47.95	-3.22	44.73	68.30	-23.57	Peak	

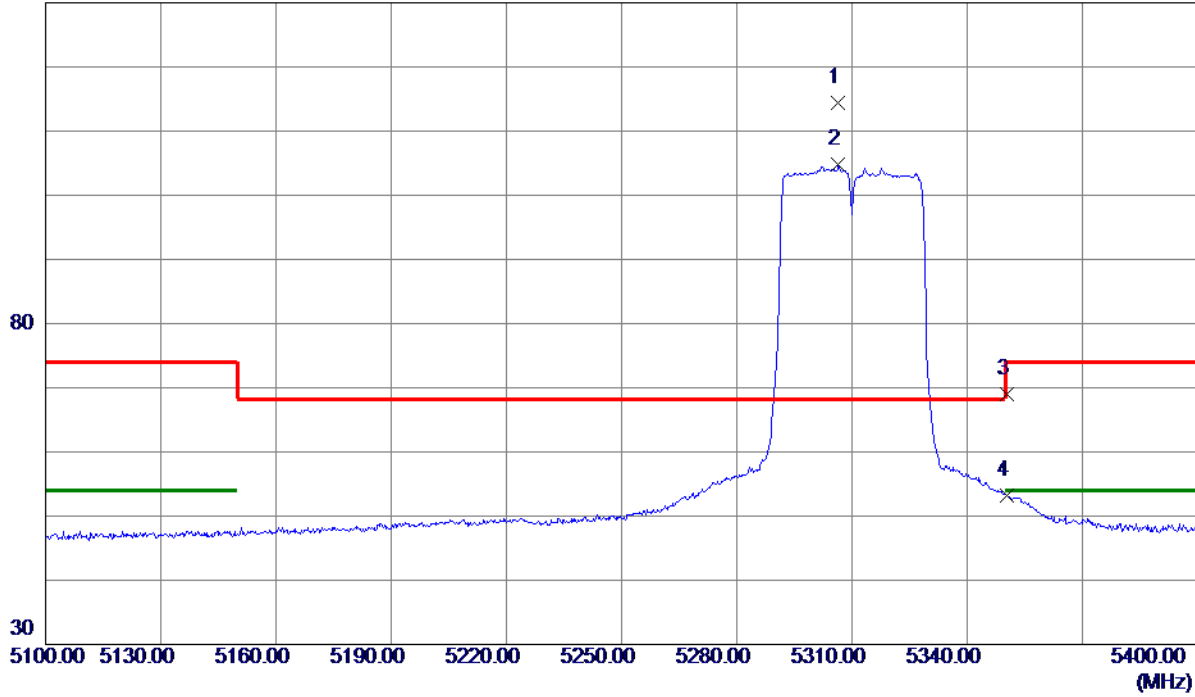
**REMARKS:**

- (1) Measurement Value = Reading Level + Correct Factor.
- (2) Margin Level = Measurement Value - Limit Value.

Orthogonal Axis	X
Test Mode	UNII-2A_TX AC (VHT40) Mode 5310 MHz

**Vertical**

130 dBuV/m



No.	Freq. MHz	Reading Level dBuV/m	Correct Factor dB	Measure ment dBuV/m	Limit dBuV/m	Margin dB	Detector	Comment
1 *	5306.4000	76.84	37.56	114.40	68.30	46.10	Peak	
2	5306.4000	67.15	37.56	104.71	999.00	-894.29	AVG	
3	5350.3500	31.24	37.74	68.98	74.00	-5.02	Peak	
4	5350.3500	15.53	37.74	53.27	54.00	-0.73	AVG	

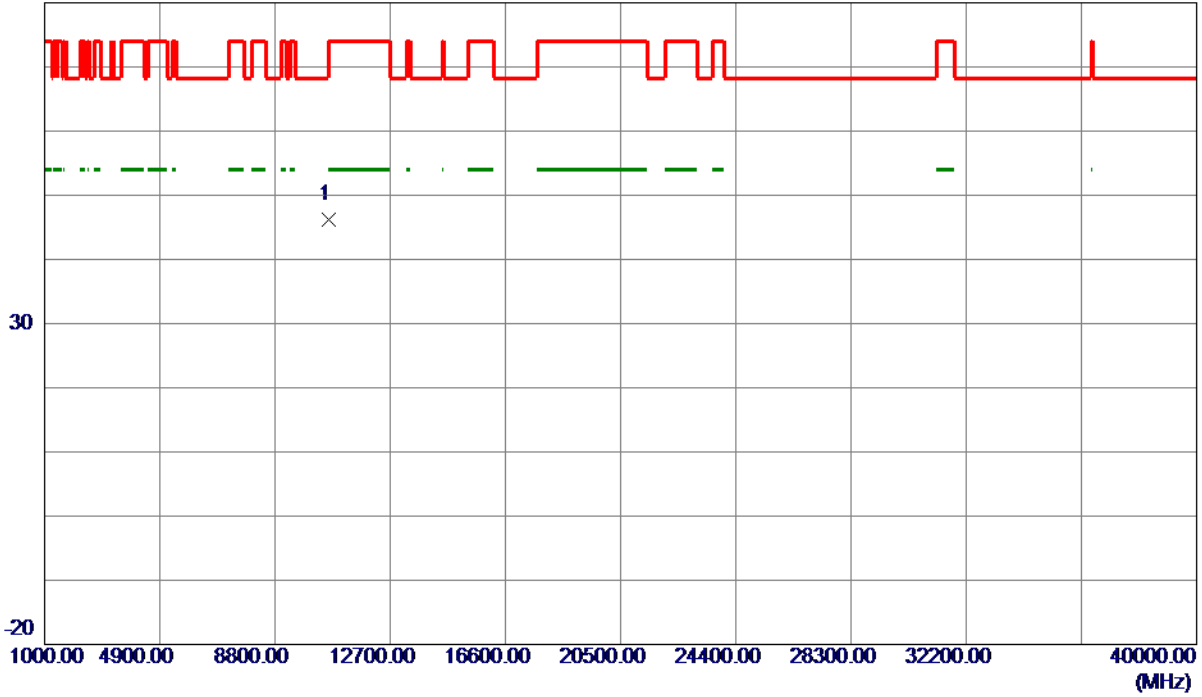
**REMARKS:**

- (1) Measurement Value = Reading Level + Correct Factor.
- (2) Margin Level = Measurement Value - Limit Value.

Orthogonal Axis	X
Test Mode	UNII-2A_TX AC (VHT40) Mode 5310 MHz

**Vertical**

80 dBuV/m



No.	Freq. MHz	Reading Level dBuV/m	Correct Factor dB	Measure ment dBuV/m	Limit dBuV/m	Margin dB	Detector	Comment
1 *	10621.9630	49.26	-3.10	46.16	74.00	-27.84	Peak	

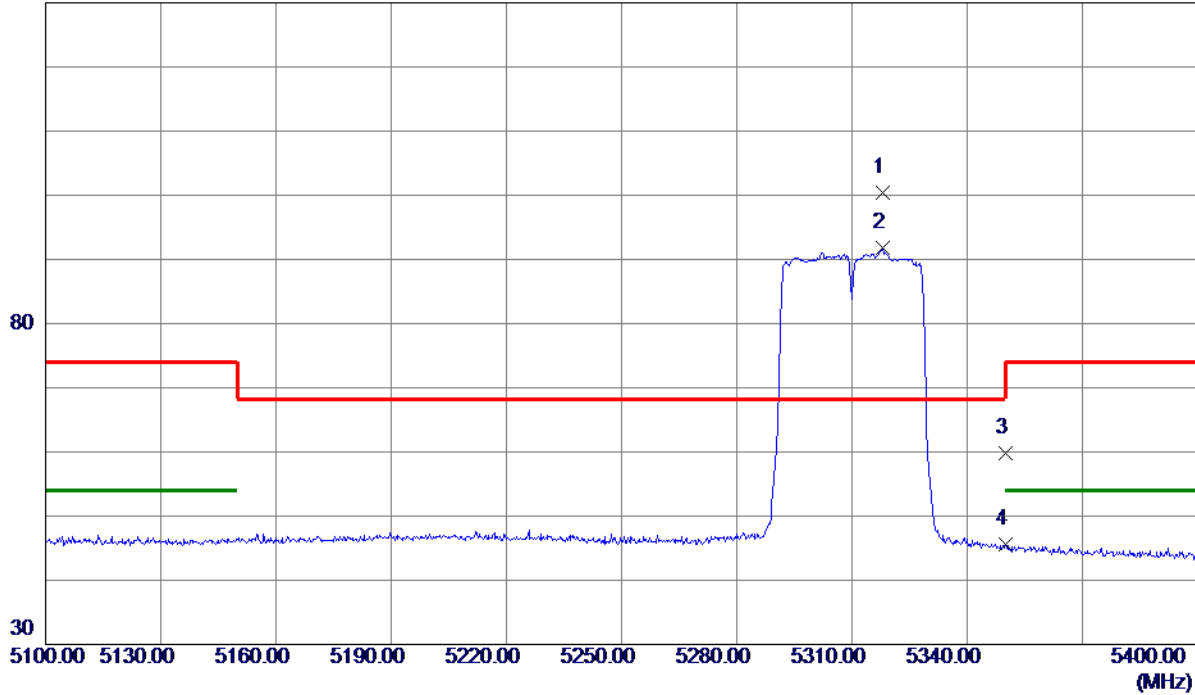
**REMARKS:**

- (1) Measurement Value = Reading Level + Correct Factor.
- (2) Margin Level = Measurement Value - Limit Value.

Orthogonal Axis	X
Test Mode	UNII-2A_TX AC (VHT40) Mode 5310 MHz

### Horizontal

130 dBuV/m



No.	Freq. MHz	Reading Level dBuV/m	Correct Factor dB	Measure ment dBuV/m	Limit dBuV/m	Margin dB	Detector	Comment
1 *	5317.9500	62.86	37.61	100.47	68.30	32.17	Peak	
2	5317.9500	54.22	37.61	91.83	999.00	-907.17	AVG	
3	5350.0500	22.00	37.74	59.74	74.00	-14.26	Peak	
4	5350.0500	7.86	37.74	45.60	54.00	-8.40	AVG	

**REMARKS:**

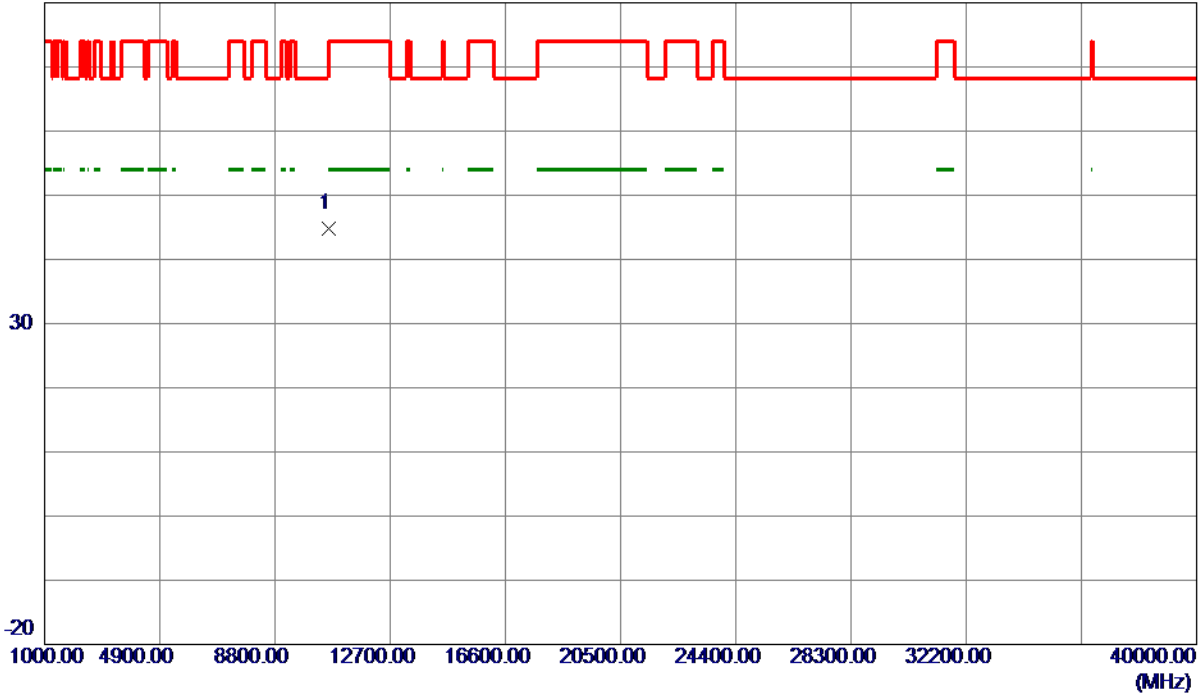
- (1) Measurement Value = Reading Level + Correct Factor.
- (2) Margin Level = Measurement Value - Limit Value.



Orthogonal Axis	X
Test Mode	UNII-2A_TX AC (VHT40) Mode 5310 MHz

### Horizontal

80 dBuV/m



No.	Freq. MHz	Reading Level dBuV/m	Correct Factor dB	Measure ment dBuV/m	Limit dBuV/m	Margin dB	Detector	Comment
1 *	10621.6480	47.97	-3.10	44.87	74.00	-29.13	Peak	

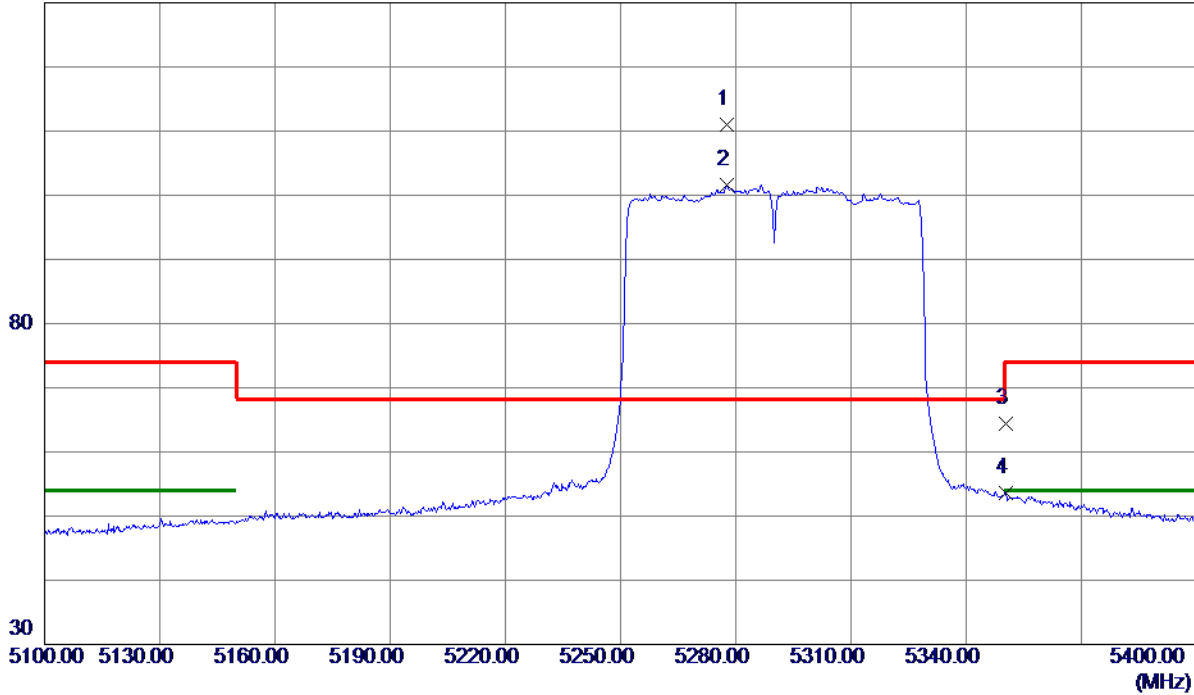
**REMARKS:**

- (1) Measurement Value = Reading Level + Correct Factor.
- (2) Margin Level = Measurement Value - Limit Value.

Orthogonal Axis	X
Test Mode	UNII-2A_TX AC (VHT80) Mode 5290 MHz

### Vertical

130 dBuV/m



No.	Freq. MHz	Reading Level dBuV/m	Correct Factor dB	Measure ment dBuV/m	Limit dBuV/m	Margin dB	Detector	Comment
1 *	5277.7500	73.44	37.57	111.01	68.30	42.71	Peak	
2	5277.7500	64.06	37.57	101.63	999.00	-897.37	AVG	
3	5350.2000	26.75	37.74	64.49	74.00	-9.51	Peak	
4	5350.2000	15.80	37.74	53.54	54.00	-0.46	AVG	

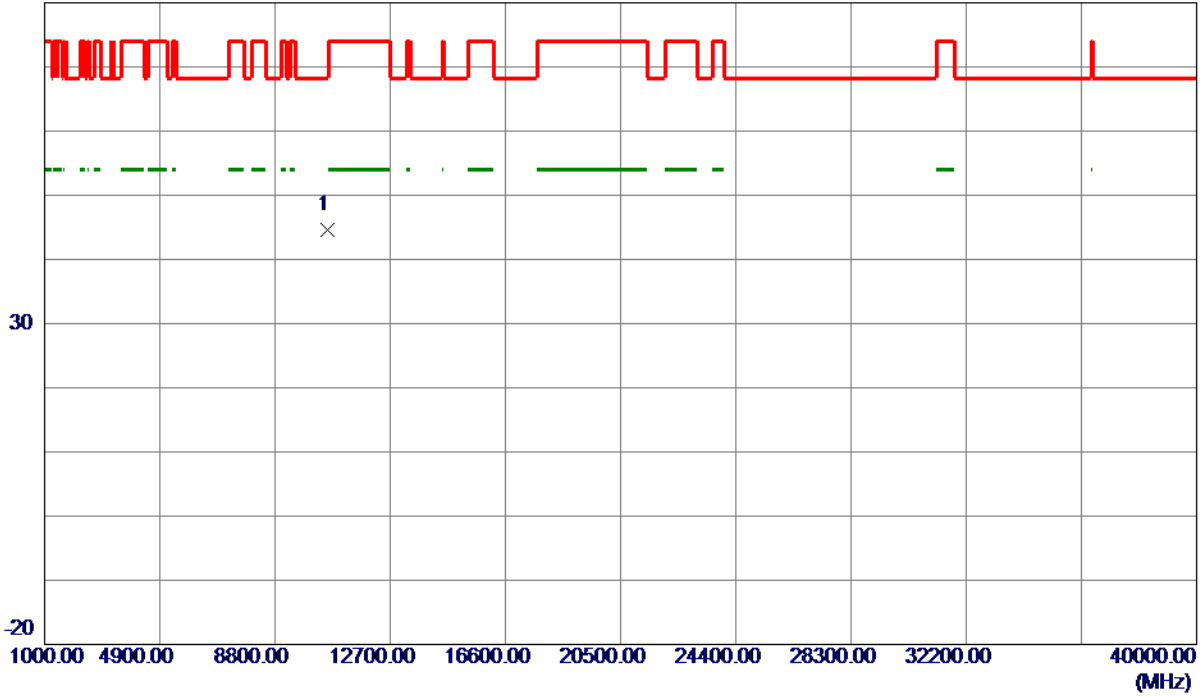
**REMARKS:**

- (1) Measurement Value = Reading Level + Correct Factor.
- (2) Margin Level = Measurement Value - Limit Value.

Orthogonal Axis	X
Test Mode	UNII-2A_TX AC (VHT80) Mode 5290 MHz

**Vertical**

80 dBuV/m



No.	Freq. MHz	Reading Level dBuV/m	Correct Factor dB	Measure ment dBuV/m	Limit dBuV/m	Margin dB	Detector	Comment
1 *	10561.0410	47.74	-3.18	44.56	68.30	-23.74	Peak	

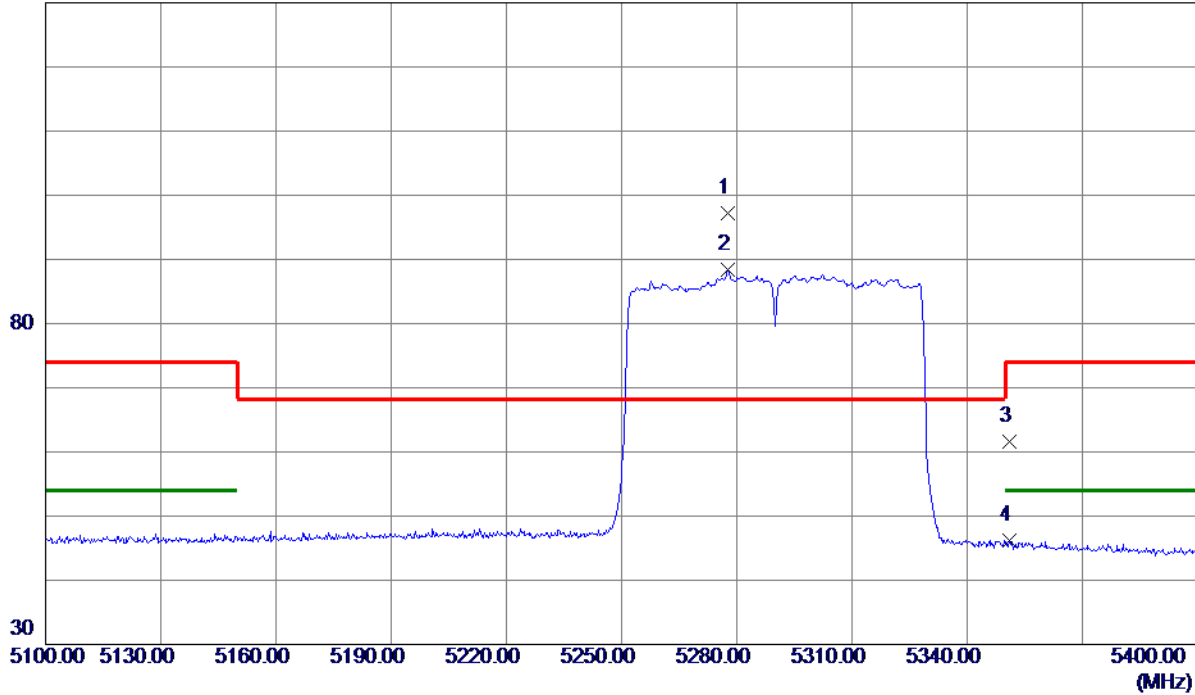
**REMARKS:**

- (1) Measurement Value = Reading Level + Correct Factor.
- (2) Margin Level = Measurement Value - Limit Value.

Orthogonal Axis	X
Test Mode	UNII-2A_TX AC (VHT80) Mode 5290 MHz

### Horizontal

130 dBuV/m



No.	Freq. MHz	Reading Level dBuV/m	Correct Factor dB	Measure ment dBuV/m	Limit dBuV/m	Margin dB	Detector	Comment
1 *	5277.7500	59.60	37.57	97.17	68.30	28.87	Peak	
2	5277.7500	50.81	37.57	88.38	999.00	-910.62	AVG	
3	5350.9500	23.92	37.74	61.66	74.00	-12.34	Peak	
4	5350.9500	8.50	37.74	46.24	54.00	-7.76	AVG	

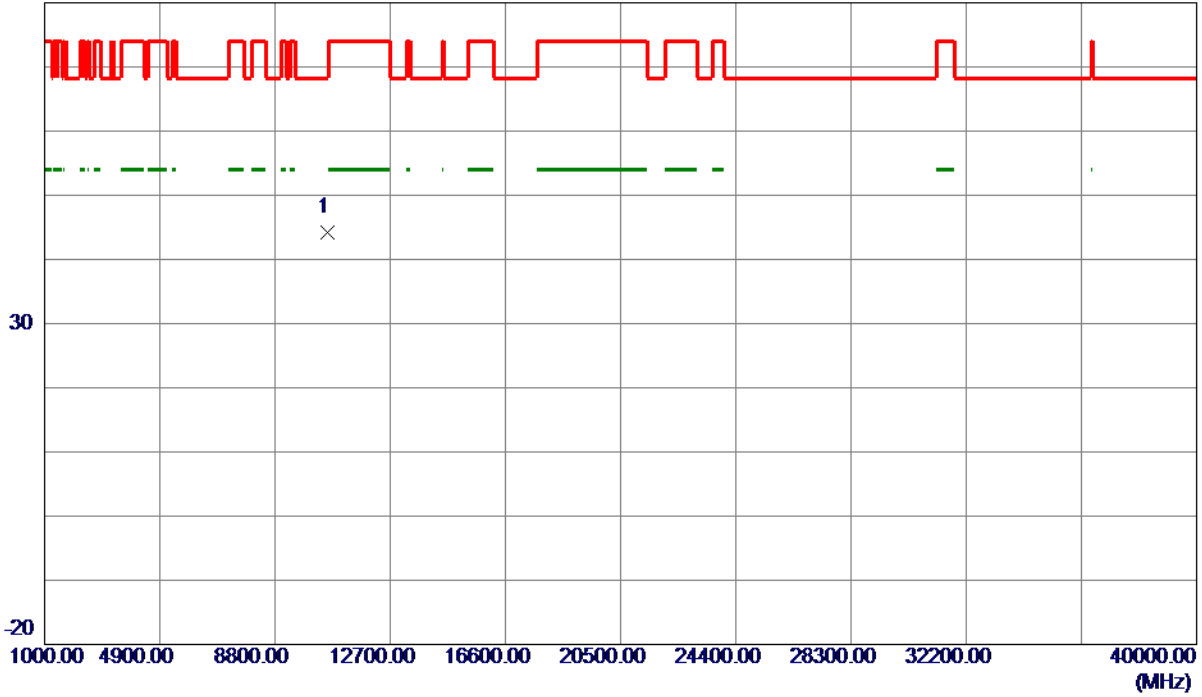
**REMARKS:**

- (1) Measurement Value = Reading Level + Correct Factor.
- (2) Margin Level = Measurement Value - Limit Value.

Orthogonal Axis	X
Test Mode	UNII-2A_TX AC (VHT80) Mode 5290 MHz

### Horizontal

80 dBuV/m



No.	Freq. MHz	Reading Level dBuV/m	Correct Factor dB	Measure ment dBuV/m	Limit dBuV/m	Margin dB	Detector	Comment
1 *	10558.4260	47.42	-3.19	44.23	68.30	-24.07	Peak	

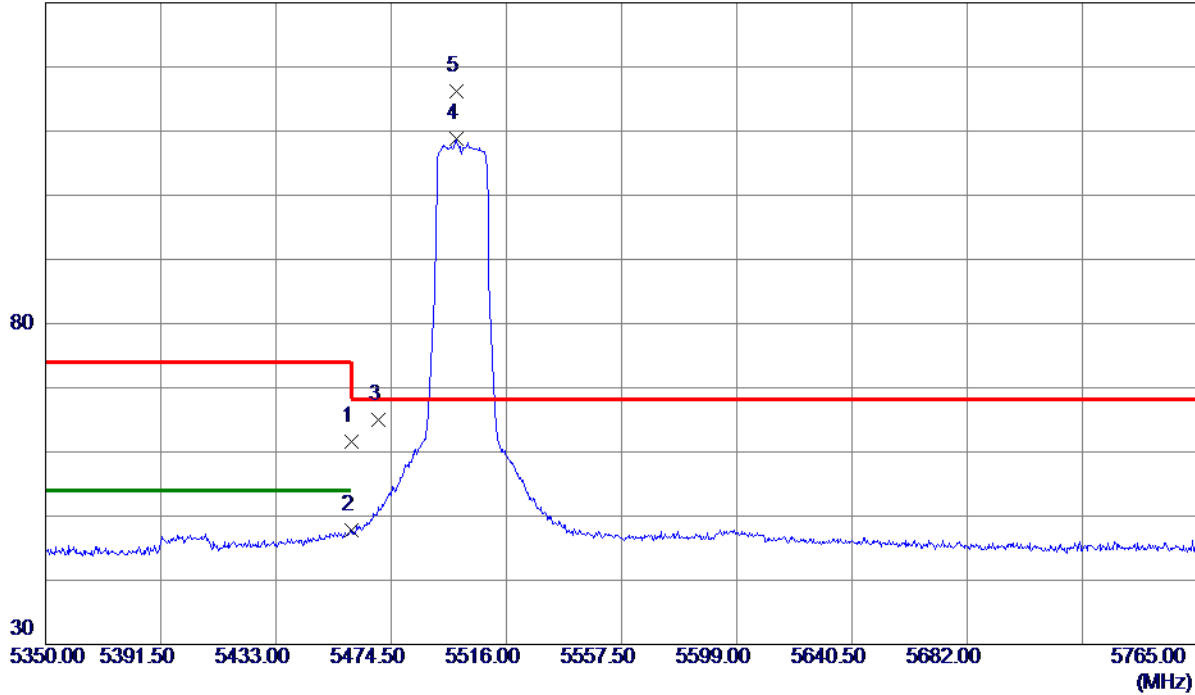
**REMARKS:**

- (1) Measurement Value = Reading Level + Correct Factor.
- (2) Margin Level = Measurement Value - Limit Value.

Orthogonal Axis	X
Test Mode	UNII-2C_TX AC (VHT20) Mode 5500 MHz

### Vertical

130 dBuV/m



No.	Freq. MHz	Reading Level dBuV/m	Correct Factor dB	Measure ment dBuV/m	Limit dBuV/m	Margin dB	Detector	Comment
1	5460.0000	23.51	38.12	61.63	74.00	-12.37	Peak	
2	5460.0000	9.61	38.12	47.73	54.00	-6.27	AVG	
3	5470.0000	26.93	38.15	65.08	68.30	-3.22	Peak	
4 *	5497.9480	70.54	38.23	108.77	68.30	40.47	Peak	
5	5497.9480	77.90	38.23	116.13	999.00	-882.87	AVG	

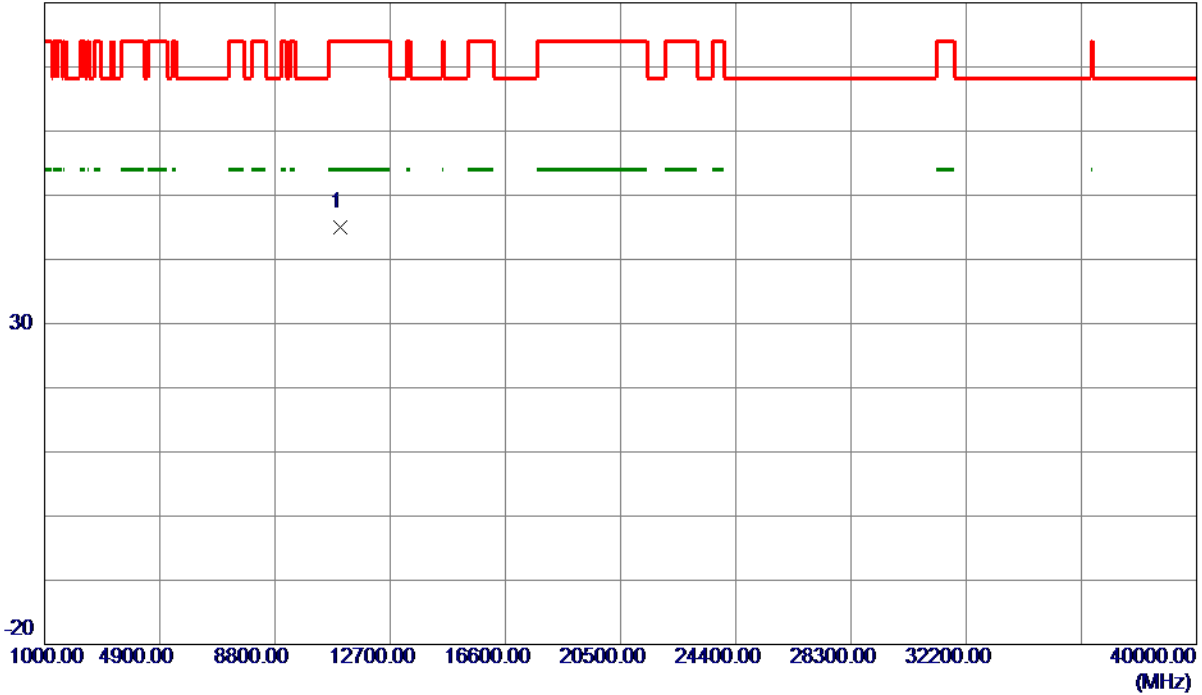
**REMARKS:**

- (1) Measurement Value = Reading Level + Correct Factor.
- (2) Margin Level = Measurement Value - Limit Value.

Orthogonal Axis	X
Test Mode	UNII-2C_TX AC (VHT20) Mode 5500 MHz

**Vertical**

80 dBuV/m



No.	Freq. MHz	Reading Level dBuV/m	Correct Factor dB	Measure ment dBuV/m	Limit dBuV/m	Margin dB	Detector	Comment
1 *	11000.6750	47.52	-2.46	45.06	74.00	-28.94	Peak	

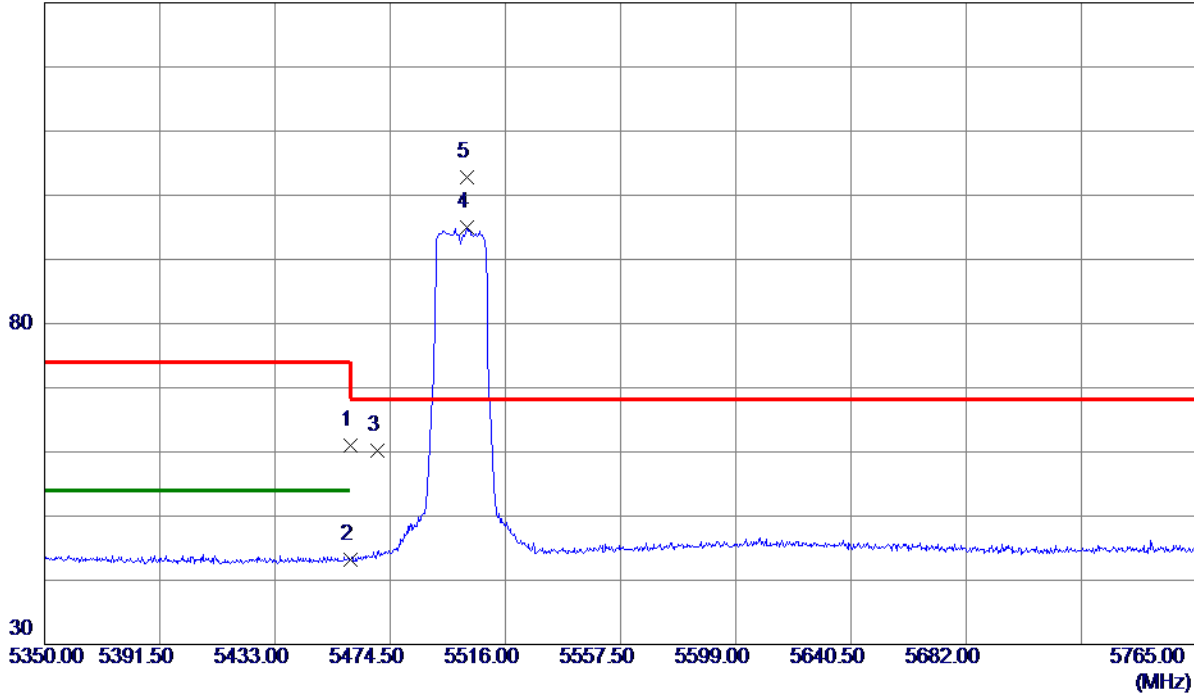
**REMARKS:**

- (1) Measurement Value = Reading Level + Correct Factor.
- (2) Margin Level = Measurement Value - Limit Value.

Orthogonal Axis	X
Test Mode	UNII-2C_TX AC (VHT20) Mode 5500 MHz

### Horizontal

130 dBuV/m



No.	Freq. MHz	Reading Level dBuV/m	Correct Factor dB	Measure ment dBuV/m	Limit dBuV/m	Margin dB	Detector	Comment
1	5460.0000	22.81	38.12	60.93	74.00	-13.07	Peak	
2	5460.0000	5.07	38.12	43.19	54.00	-10.81	AVG	
3	5470.0000	22.01	38.15	60.16	68.30	-8.14	Peak	
4 *	5502.3050	56.76	38.24	95.00	68.30	26.70	Peak	
5	5502.3050	64.50	38.24	102.74	999.00	-896.26	AVG	

**REMARKS:**

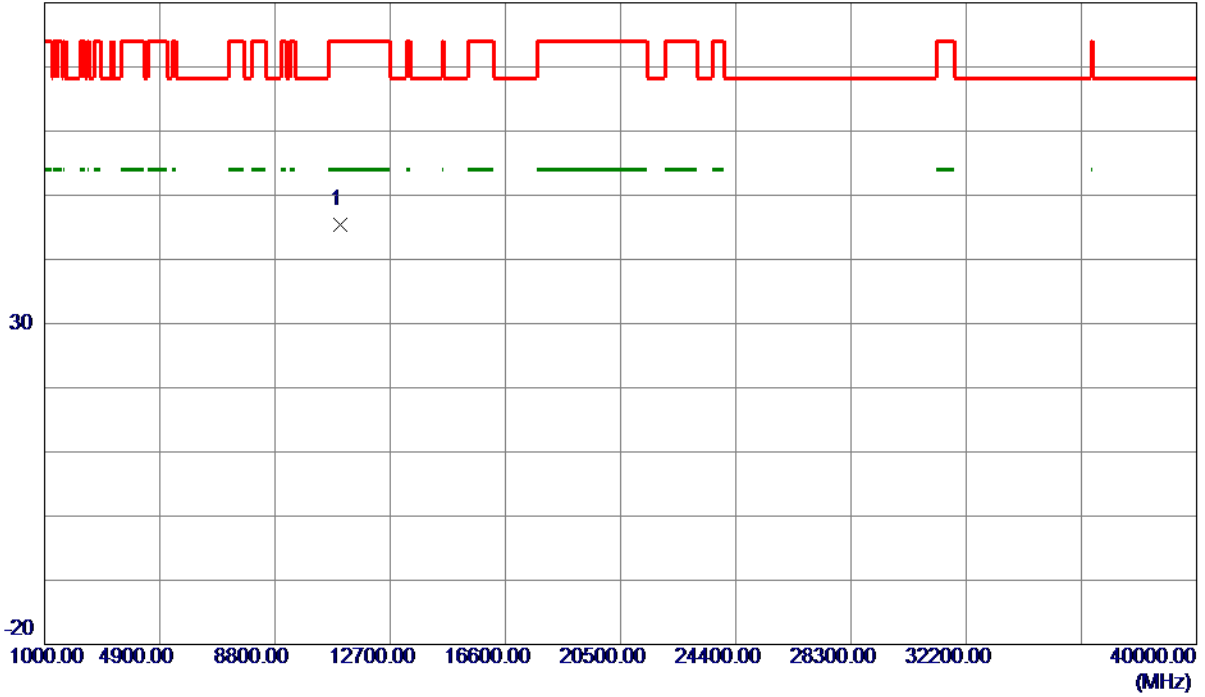
- (1) Measurement Value = Reading Level + Correct Factor.
- (2) Margin Level = Measurement Value - Limit Value.



Orthogonal Axis	X
Test Mode	UNII-2C_TX AC (VHT20) Mode 5500 MHz

### Horizontal

80 dBuV/m



No.	Freq. MHz	Reading Level dBuV/m	Correct Factor dB	Measure ment dBuV/m	Limit dBuV/m	Margin dB	Detector	Comment
1 *	11000.2900	47.78	-2.46	45.32	74.00	-28.68	Peak	

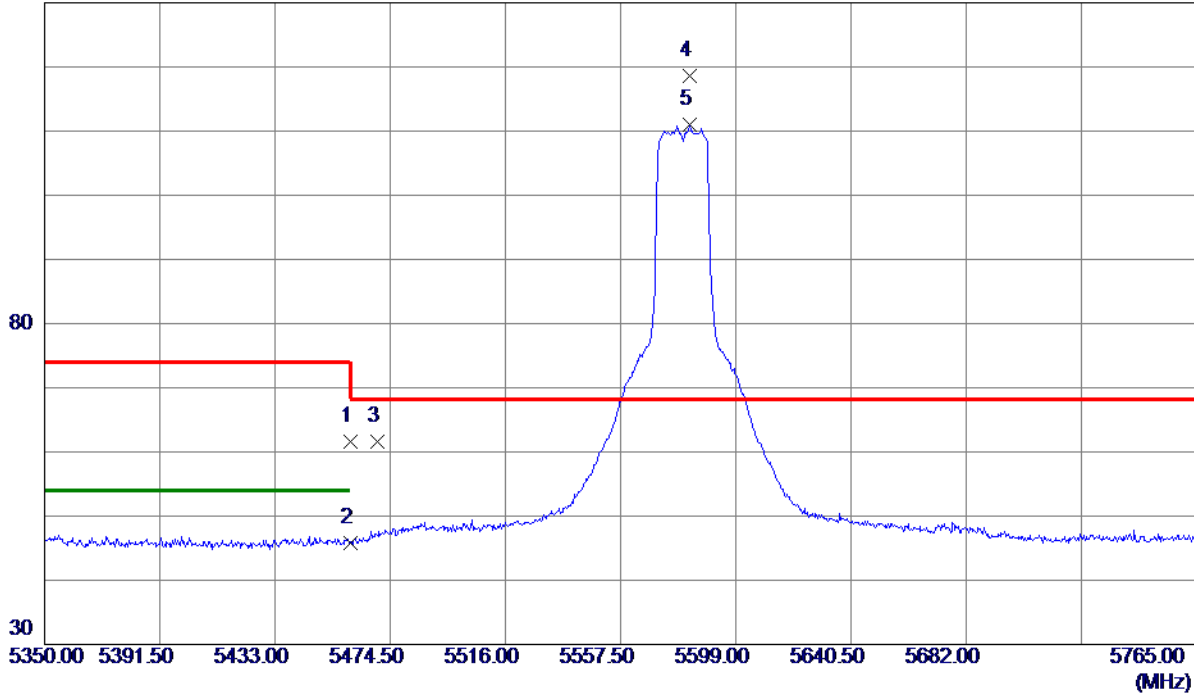
**REMARKS:**

- (1) Measurement Value = Reading Level + Correct Factor.
- (2) Margin Level = Measurement Value - Limit Value.

Orthogonal Axis	X
Test Mode	UNII-2C_TX AC (VHT20) Mode 5580 MHz

**Vertical**

130 dBuV/m



No.	Freq. MHz	Reading Level dBuV/m	Correct Factor dB	Measure ment dBuV/m	Limit dBuV/m	Margin dB	Detector	Comment
1	5460.0000	23.53	38.12	61.65	74.00	-12.35	Peak	
2	5460.0000	7.61	38.12	45.73	54.00	-8.27	AVG	
3	5470.0000	23.54	38.15	61.69	68.30	-6.61	Peak	
4 *	5582.1930	80.19	38.32	118.51	68.30	50.21	Peak	
5	5582.1930	72.74	38.32	111.06	999.00	-887.94	AVG	

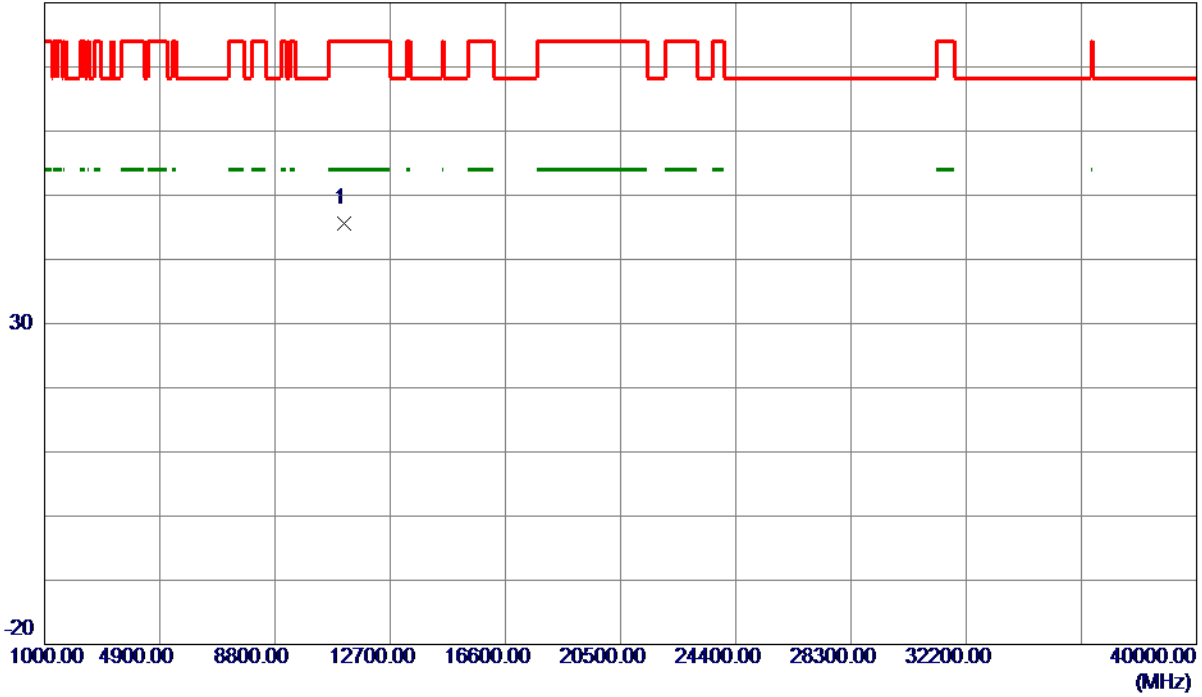
**REMARKS:**

- (1) Measurement Value = Reading Level + Correct Factor.
- (2) Margin Level = Measurement Value - Limit Value.

Orthogonal Axis	X
Test Mode	UNII-2C_TX AC (VHT20) Mode 5580 MHz

**Vertical**

80 dBuV/m



No.	Freq. MHz	Reading Level dBuV/m	Correct Factor dB	Measure ment dBuV/m	Limit dBuV/m	Margin dB	Detector	Comment
1 *	11161.3540	48.41	-2.72	45.69	74.00	-28.31	Peak	

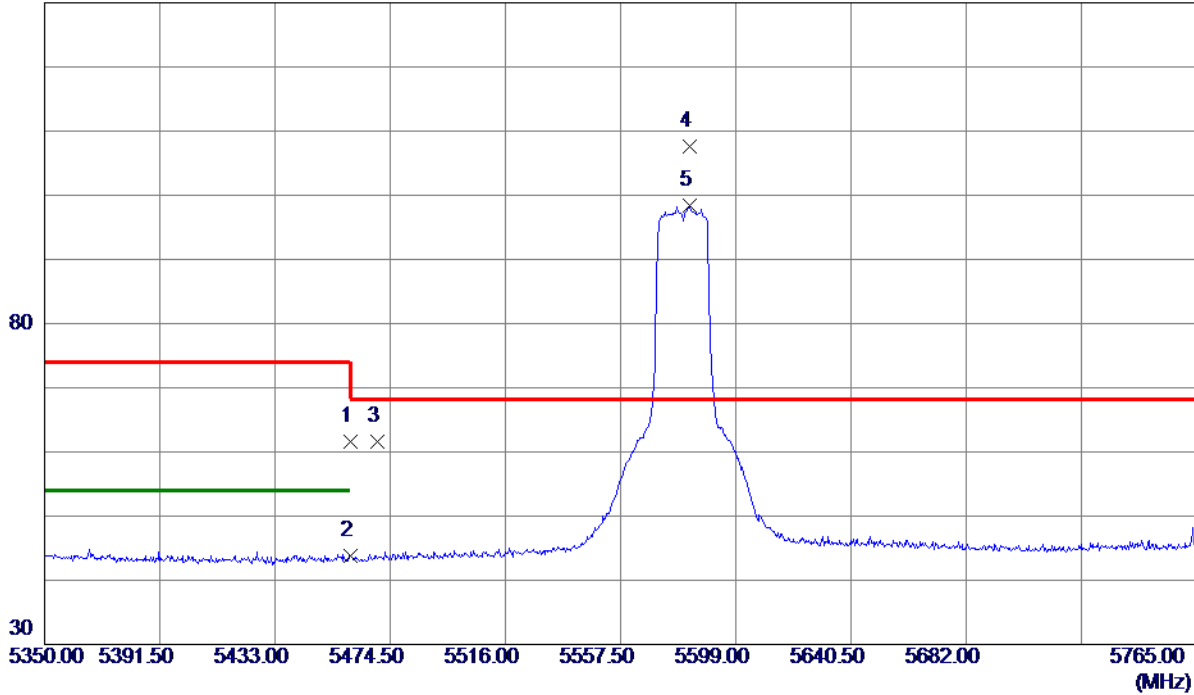
**REMARKS:**

- (1) Measurement Value = Reading Level + Correct Factor.
- (2) Margin Level = Measurement Value - Limit Value.

Orthogonal Axis	X
Test Mode	UNII-2C_TX AC (VHT20) Mode 5580 MHz

### Horizontal

130 dBuV/m



No.	Freq. MHz	Reading Level dBuV/m	Correct Factor dB	Measure ment dBuV/m	Limit dBuV/m	Margin dB	Detector	Comment
1	5460.0000	23.43	38.12	61.55	74.00	-12.45	Peak	
2	5460.0000	5.65	38.12	43.77	54.00	-10.23	AVG	
3	5470.0000	23.47	38.15	61.62	68.30	-6.68	Peak	
4 *	5582.1930	69.21	38.32	107.53	68.30	39.23	Peak	
5	5582.1930	60.16	38.32	98.48	999.00	-900.52	AVG	

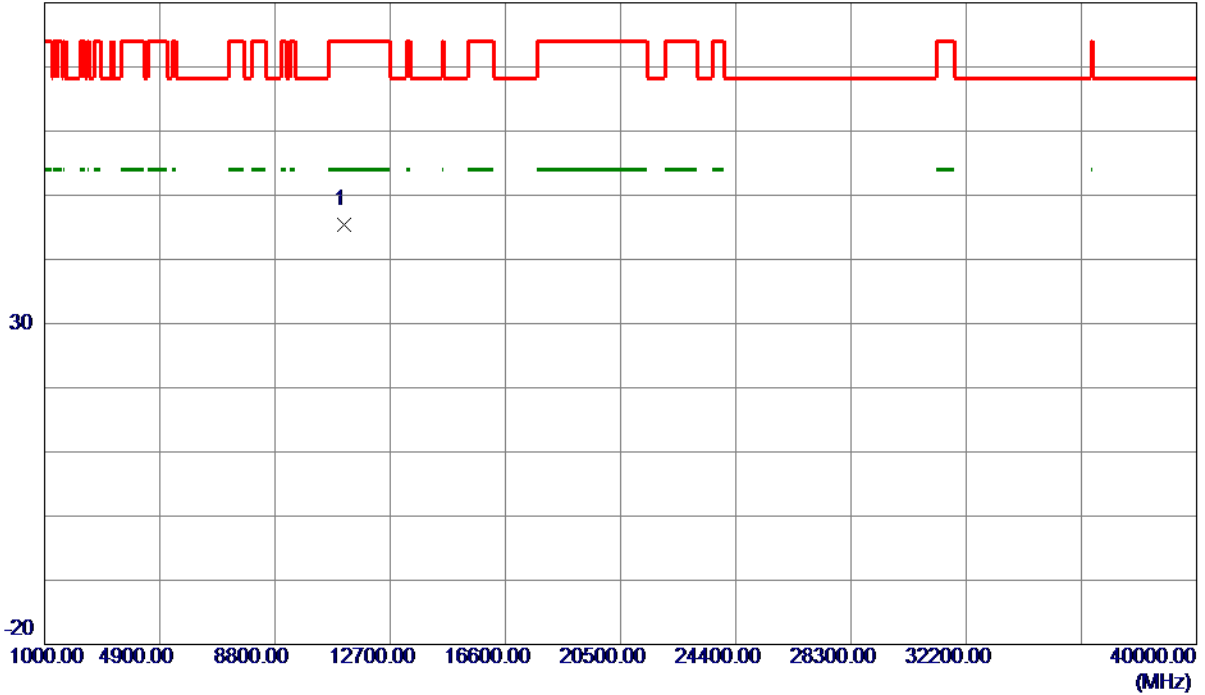
**REMARKS:**

- (1) Measurement Value = Reading Level + Correct Factor.
- (2) Margin Level = Measurement Value - Limit Value.

Orthogonal Axis	X
Test Mode	UNII-2C_TX AC (VHT20) Mode 5580 MHz

### Horizontal

80 dBuV/m



No.	Freq. MHz	Reading Level dBuV/m	Correct Factor dB	Measure ment dBuV/m	Limit dBuV/m	Margin dB	Detector	Comment
1 *	11157.6020	48.05	-2.71	45.34	74.00	-28.66	Peak	

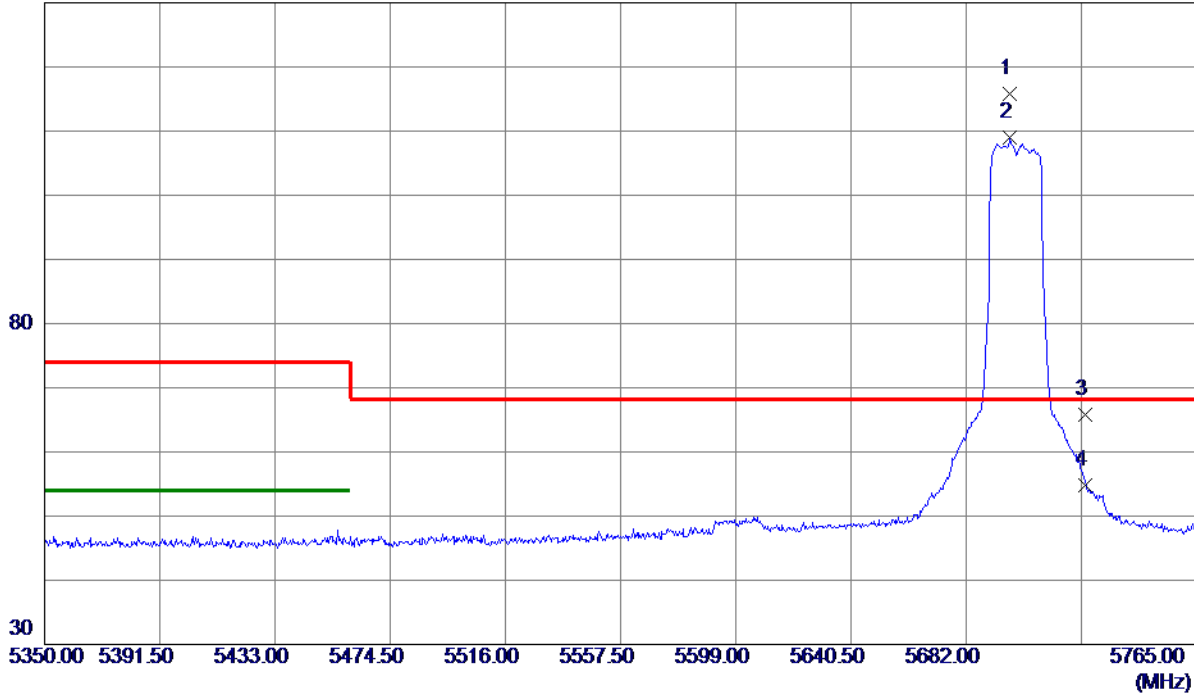
**REMARKS:**

- (1) Measurement Value = Reading Level + Correct Factor.
- (2) Margin Level = Measurement Value - Limit Value.

Orthogonal Axis	X
Test Mode	UNII-2C_TX AC (VHT20) Mode 5700 MHz

### Vertical

130 dBuV/m



No.	Freq. MHz	Reading Level dBuV/m	Correct Factor dB	Measure ment dBuV/m	Limit dBuV/m	Margin dB	Detector	Comment
1 *	5697.7700	77.41	38.40	115.81	68.30	47.51	Peak	
2	5697.7700	70.59	38.40	108.99	999.00	-890.01	AVG	
3	5725.0000	27.39	38.50	65.89	68.30	-2.41	Peak	
4	5725.0000	16.30	38.50	54.80	999.00	-944.20	AVG	

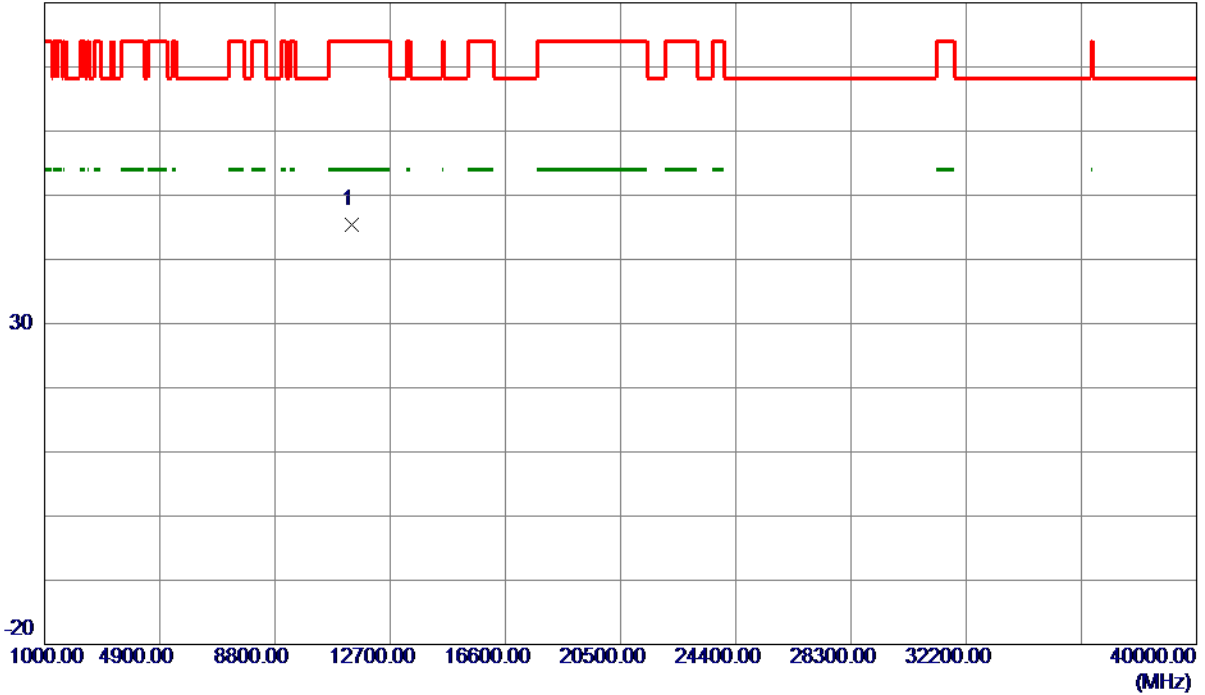
**REMARKS:**

- (1) Measurement Value = Reading Level + Correct Factor.
- (2) Margin Level = Measurement Value - Limit Value.

Orthogonal Axis	X
Test Mode	UNII-2C_TX AC (VHT20) Mode 5700 MHz

**Vertical**

80 dBuV/m



No.	Freq. MHz	Reading Level dBuV/m	Correct Factor dB	Measure ment dBuV/m	Limit dBuV/m	Margin dB	Detector	Comment
1 *	11399.4950	47.98	-2.55	45.43	74.00	-28.57	Peak	

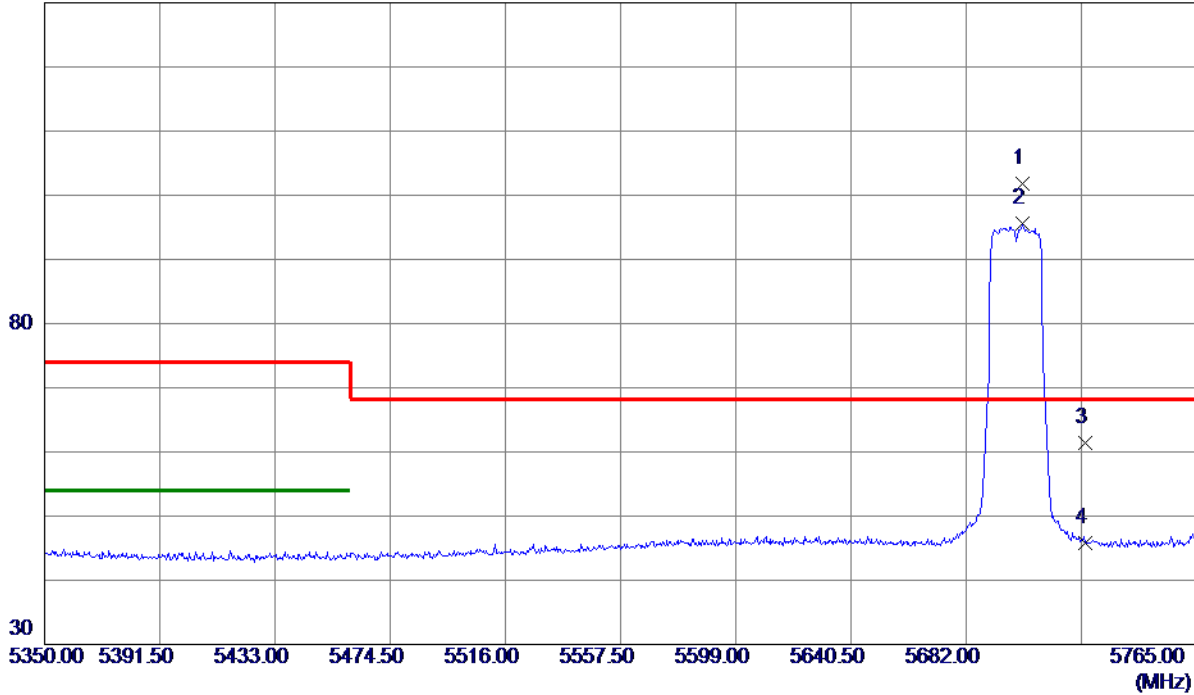
**REMARKS:**

- (1) Measurement Value = Reading Level + Correct Factor.
- (2) Margin Level = Measurement Value - Limit Value.

Orthogonal Axis	X
Test Mode	UNII-2C_TX AC (VHT20) Mode 5700 MHz

### Horizontal

130 dBuV/m



No.	Freq. MHz	Reading Level dBuV/m	Correct Factor dB	Measure ment dBuV/m	Limit dBuV/m	Margin dB	Detector	Comment
1 *	5702.1269	63.42	38.41	101.83	68.30	33.53	Peak	
2	5702.1269	57.23	38.41	95.64	999.00	-903.36	AVG	
3	5725.0000	22.98	38.50	61.48	68.30	-6.82	Peak	
4	5725.0000	7.31	38.50	45.81	999.00	-953.19	AVG	

**REMARKS:**

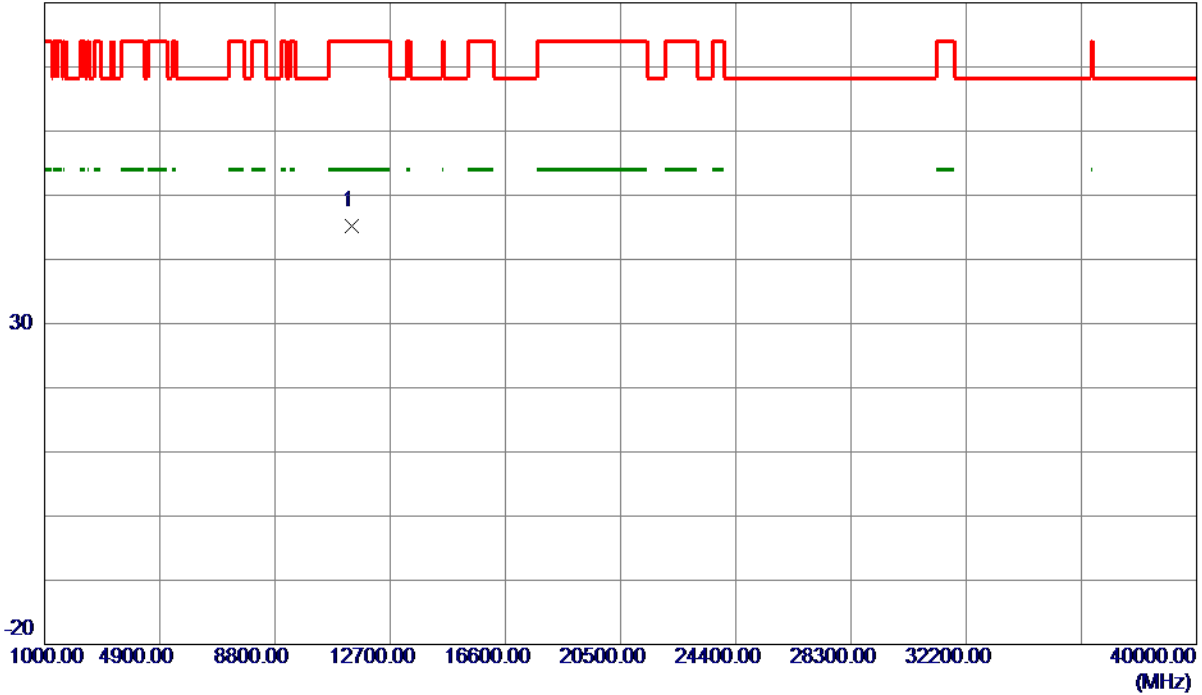
- (1) Measurement Value = Reading Level + Correct Factor.
- (2) Margin Level = Measurement Value - Limit Value.



Orthogonal Axis	X
Test Mode	UNII-2C_TX AC (VHT20) Mode 5700 MHz

### Horizontal

80 dBuV/m



No.	Freq. MHz	Reading Level dBuV/m	Correct Factor dB	Measure ment dBuV/m	Limit dBuV/m	Margin dB	Detector	Comment
1 *	11400.7990	47.84	-2.55	45.29	74.00	-28.71	Peak	

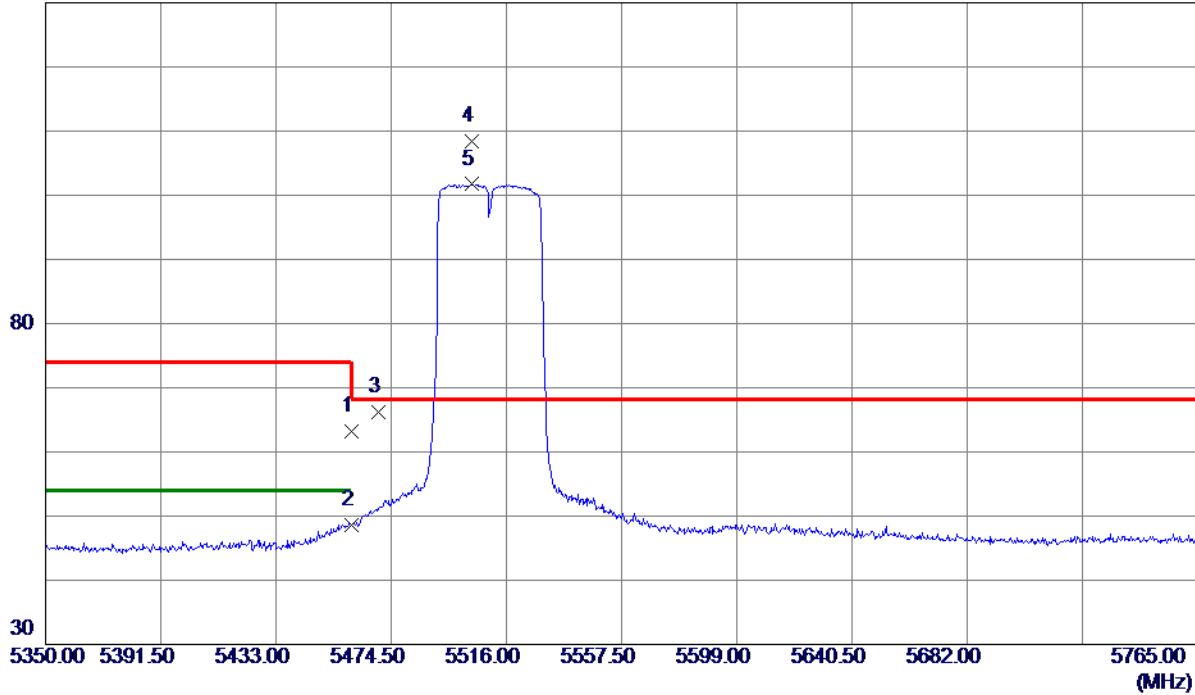
**REMARKS:**

- (1) Measurement Value = Reading Level + Correct Factor.
- (2) Margin Level = Measurement Value - Limit Value.

Orthogonal Axis	X
Test Mode	UNII-2C_TX AC (VHT40) Mode 5510 MHz

### Vertical

130 dBuV/m



No.	Freq. MHz	Reading Level dBuV/m	Correct Factor dB	Measure ment dBuV/m	Limit dBuV/m	Margin dB	Detector	Comment
1	5460.0000	25.12	38.12	63.24	74.00	-10.76	Peak	
2	5460.0000	10.52	38.12	48.64	54.00	-5.36	AVG	
3	5470.0000	27.99	38.15	66.14	68.30	-2.16	Peak	
4 *	5503.3420	70.25	38.24	108.49	68.30	40.19	Peak	
5	5503.3420	63.46	38.24	101.70	999.00	-897.30	AVG	

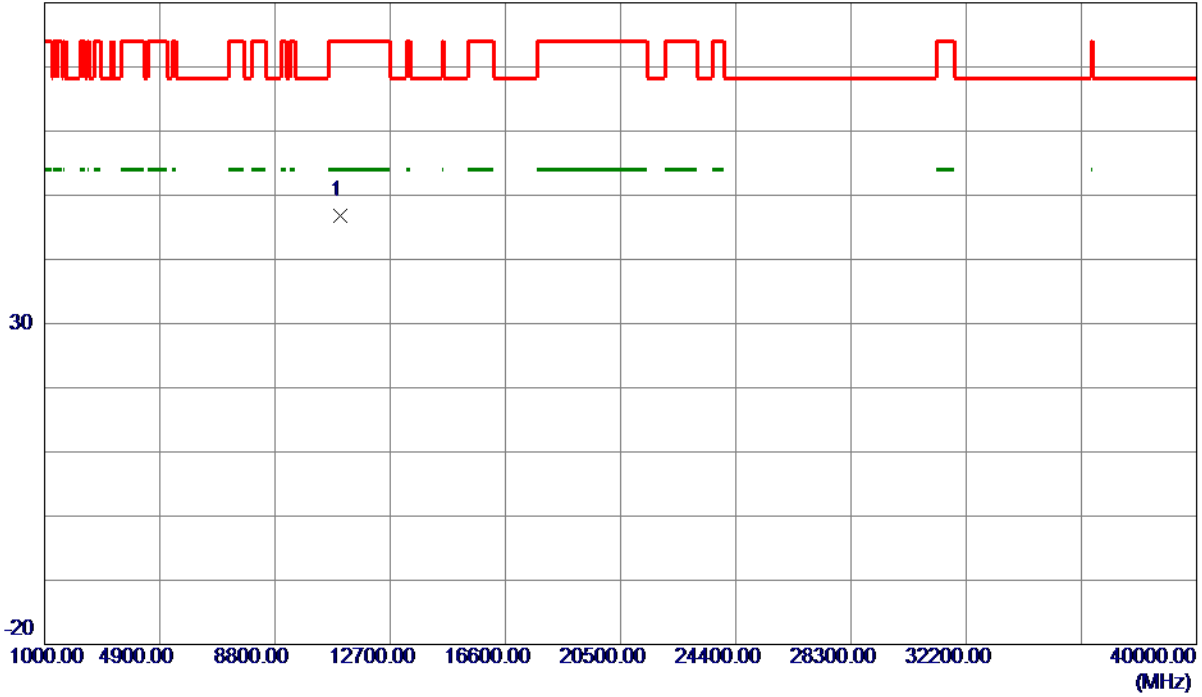
**REMARKS:**

- (1) Measurement Value = Reading Level + Correct Factor.
- (2) Margin Level = Measurement Value - Limit Value.

Orthogonal Axis	X
Test Mode	UNII-2C_TX AC (VHT40) Mode 5510 MHz

**Vertical**

80 dBuV/m



No.	Freq. MHz	Reading Level dBuV/m	Correct Factor dB	Measure ment dBuV/m	Limit dBuV/m	Margin dB	Detector	Comment
1 *	11020.9930	49.32	-2.49	46.83	74.00	-27.17	Peak	

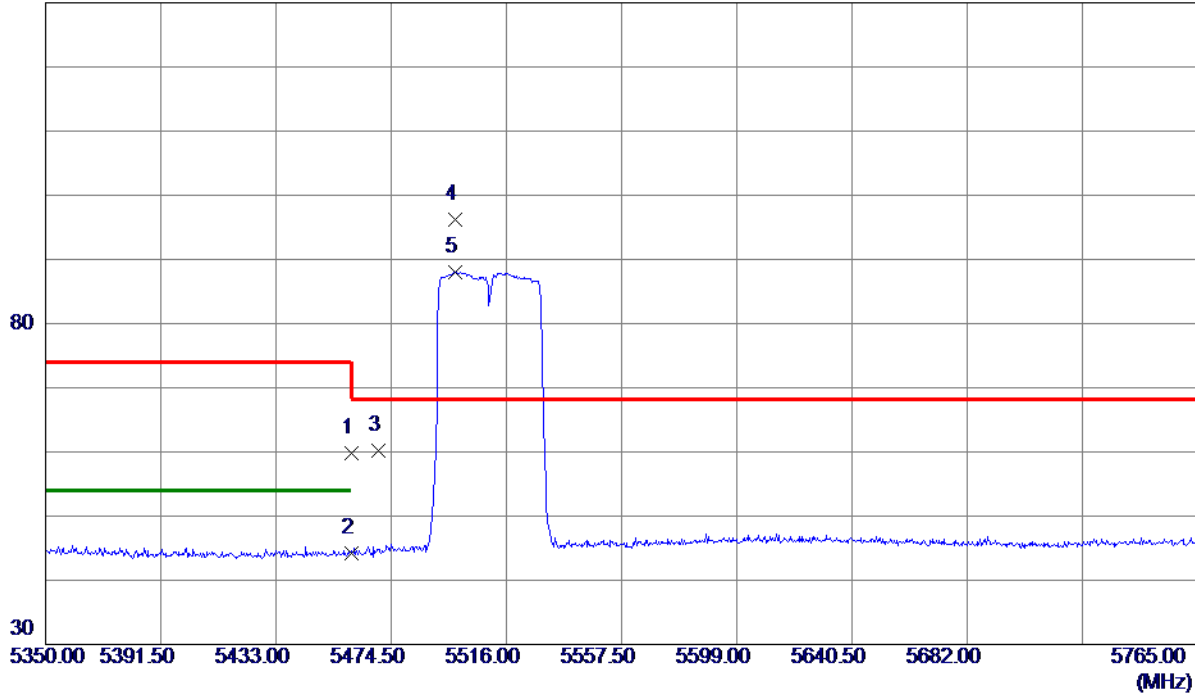
**REMARKS:**

- (1) Measurement Value = Reading Level + Correct Factor.
- (2) Margin Level = Measurement Value - Limit Value.

Orthogonal Axis	X
Test Mode	UNII-2C_TX AC (VHT40) Mode 5510 MHz

### Horizontal

130 dBuV/m



No.	Freq. MHz	Reading Level dBuV/m	Correct Factor dB	Measure ment dBuV/m	Limit dBuV/m	Margin dB	Detector	Comment
1	5460.0000	21.74	38.12	59.86	74.00	-14.14	Peak	
2	5460.0000	6.07	38.12	44.19	54.00	-9.81	AVG	
3	5470.0000	22.05	38.15	60.20	68.30	-8.10	Peak	
4 *	5497.7400	58.03	38.23	96.26	68.30	27.96	Peak	
5	5497.7400	49.82	38.23	88.05	999.00	-910.95	AVG	

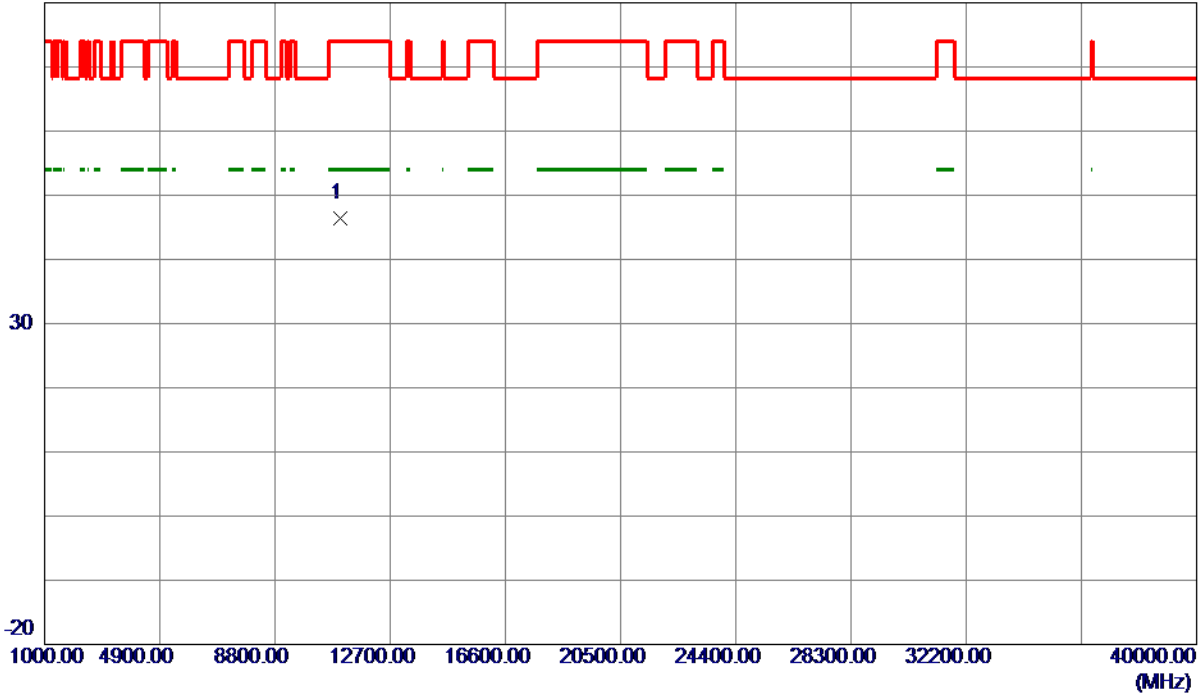
**REMARKS:**

- (1) Measurement Value = Reading Level + Correct Factor.
- (2) Margin Level = Measurement Value - Limit Value.

Orthogonal Axis	X
Test Mode	UNII-2C_TX AC (VHT40) Mode 5510 MHz

### Horizontal

80 dBuV/m



No.	Freq. MHz	Reading Level dBuV/m	Correct Factor dB	Measure ment dBuV/m	Limit dBuV/m	Margin dB	Detector	Comment
1 *	11017.7100	48.95	-2.49	46.46	74.00	-27.54	Peak	

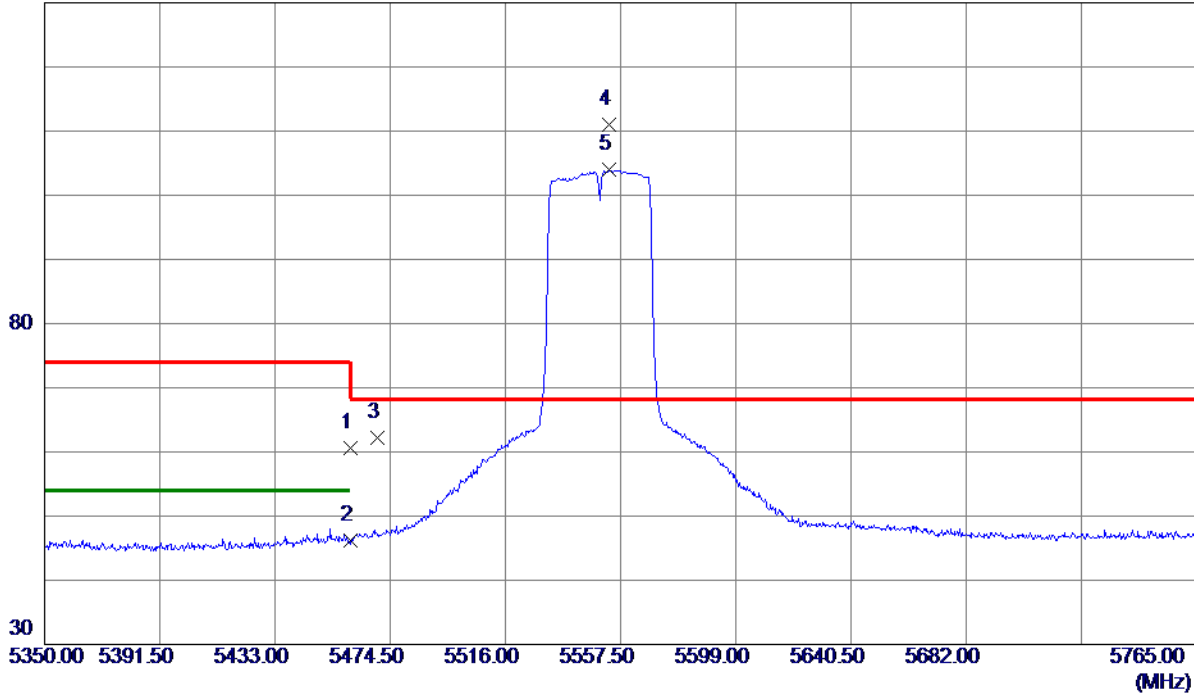
**REMARKS:**

- (1) Measurement Value = Reading Level + Correct Factor.
- (2) Margin Level = Measurement Value - Limit Value.

Orthogonal Axis	X
Test Mode	UNII-2C_TX AC (VHT40) Mode 5550 MHz

### Vertical

130 dBuV/m



No.	Freq. MHz	Reading Level dBuV/m	Correct Factor dB	Measure ment dBuV/m	Limit dBuV/m	Margin dB	Detector	Comment
1	5460.0000	22.57	38.12	60.69	74.00	-13.31	Peak	
2	5460.0000	7.99	38.12	46.11	54.00	-7.89	AVG	
3	5470.0000	24.13	38.15	62.28	68.30	-6.02	Peak	
4 *	5553.1420	72.77	38.29	111.06	68.30	42.76	Peak	
5	5553.1420	65.63	38.29	103.92	999.00	-895.08	AVG	

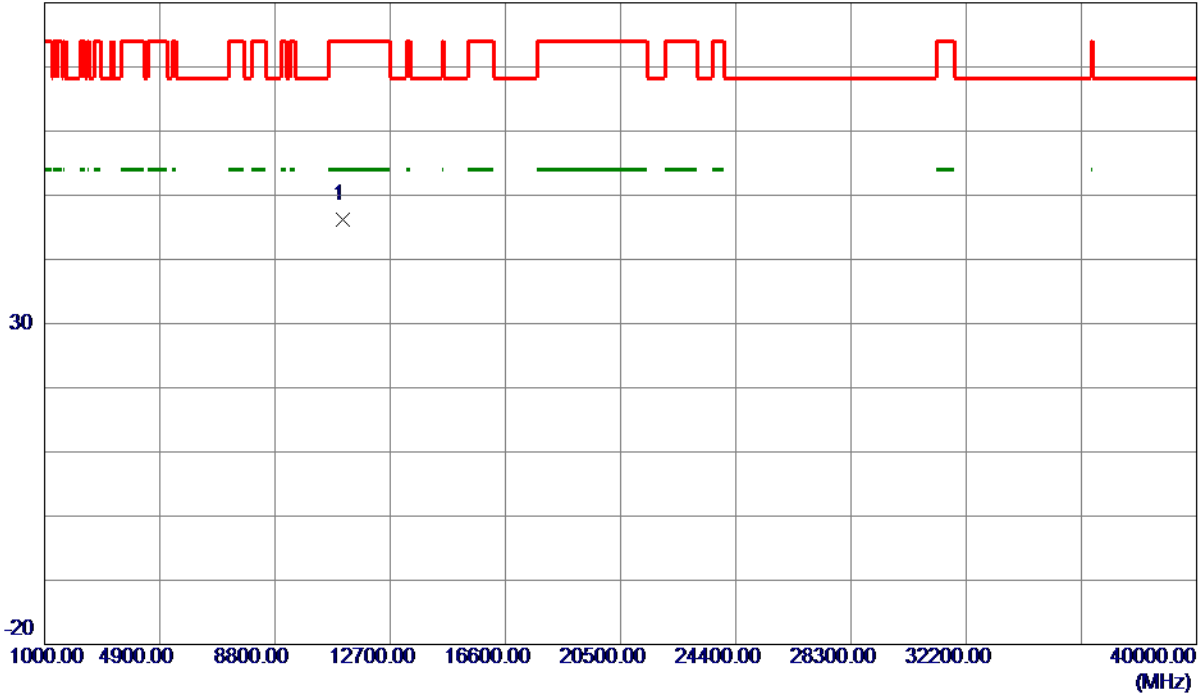
**REMARKS:**

- (1) Measurement Value = Reading Level + Correct Factor.
- (2) Margin Level = Measurement Value - Limit Value.

Orthogonal Axis	X
Test Mode	UNII-2C_TX AC (VHT40) Mode 5550 MHz

**Vertical**

80 dBuV/m



No.	Freq. MHz	Reading Level dBuV/m	Correct Factor dB	Measure ment dBuV/m	Limit dBuV/m	Margin dB	Detector	Comment
1 *	11098.0290	48.76	-2.62	46.14	74.00	-27.86	Peak	

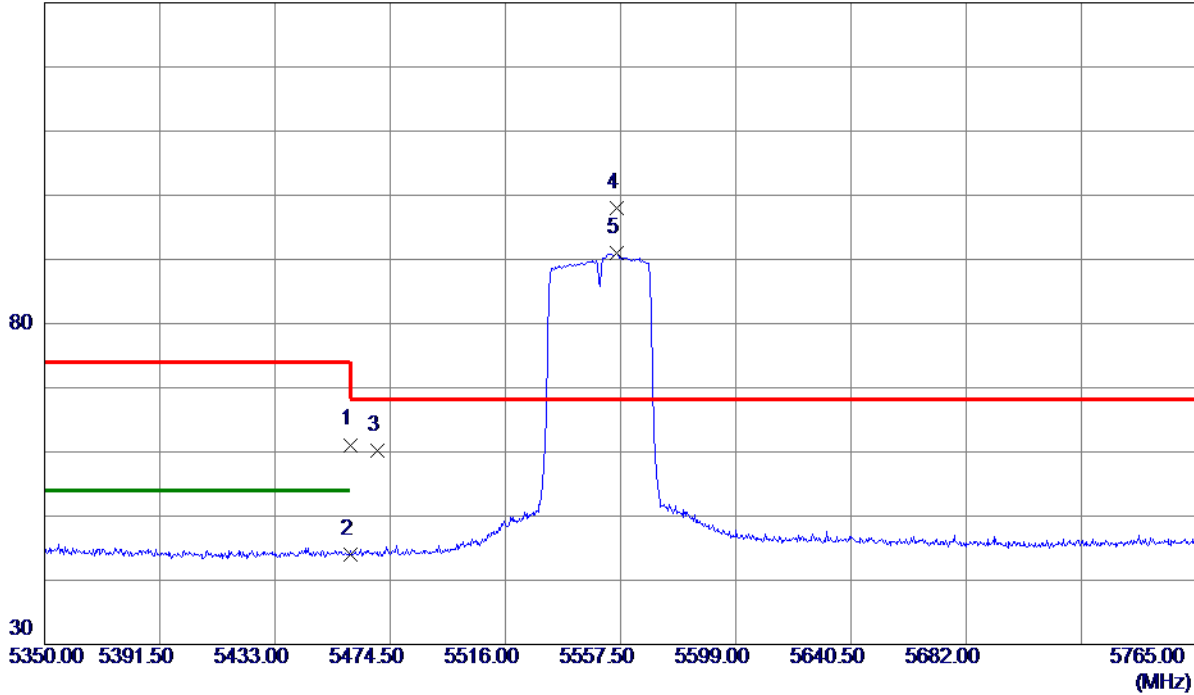
**REMARKS:**

- (1) Measurement Value = Reading Level + Correct Factor.
- (2) Margin Level = Measurement Value - Limit Value.

Orthogonal Axis	X
Test Mode	UNII-2C_TX AC (VHT40) Mode 5550 MHz

### Horizontal

130 dBuV/m



No.	Freq. MHz	Reading Level dBuV/m	Correct Factor dB	Measure ment dBuV/m	Limit dBuV/m	Margin dB	Detector	Comment
1	5460.0000	22.98	38.12	61.10	74.00	-12.90	Peak	
2	5460.0000	5.91	38.12	44.03	54.00	-9.97	AVG	
3	5470.0000	22.04	38.15	60.19	68.30	-8.11	Peak	
4 *	5556.0470	59.67	38.30	97.97	68.30	29.67	Peak	
5	5556.0470	52.72	38.30	91.02	999.00	-907.98	AVG	

**REMARKS:**

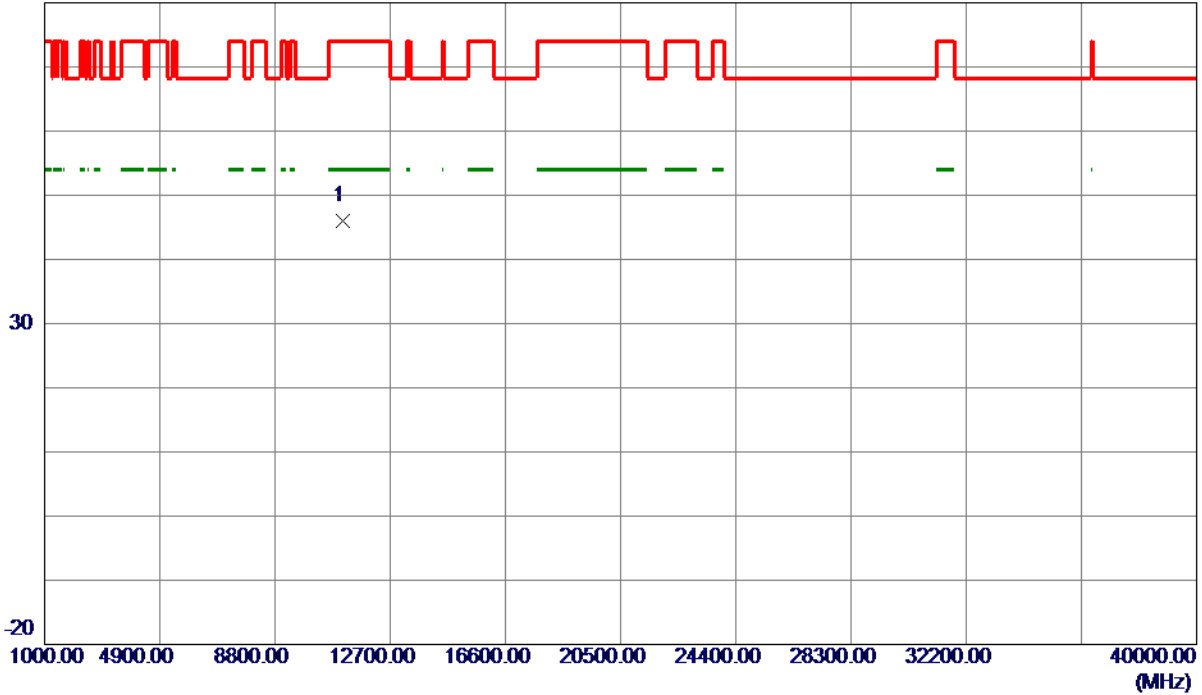
- (1) Measurement Value = Reading Level + Correct Factor.
- (2) Margin Level = Measurement Value - Limit Value.



Orthogonal Axis	X
Test Mode	UNII-2C_TX AC (VHT40) Mode 5550 MHz

### Horizontal

80 dBuV/m



No.	Freq. MHz	Reading Level dBuV/m	Correct Factor dB	Measure ment dBuV/m	Limit dBuV/m	Margin dB	Detector	Comment
1 *	11101.1270	48.57	-2.62	45.95	74.00	-28.05	Peak	

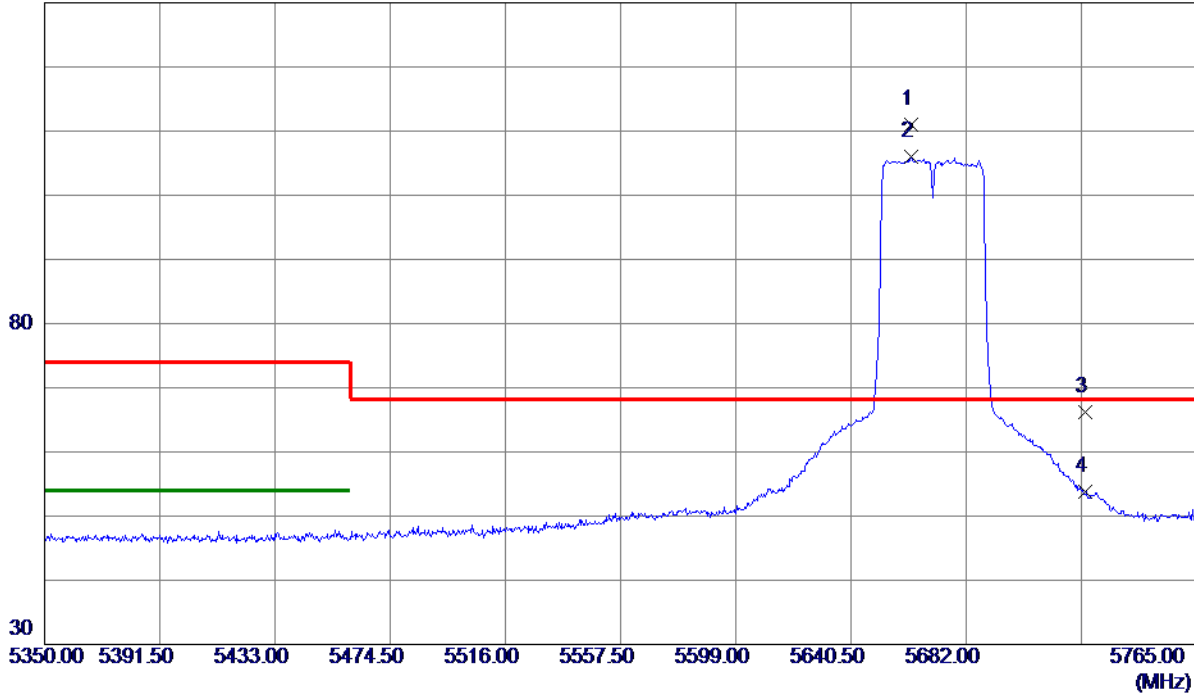
**REMARKS:**

- (1) Measurement Value = Reading Level + Correct Factor.
- (2) Margin Level = Measurement Value - Limit Value.

Orthogonal Axis	X
Test Mode	UNII-2C_TX AC (VHT40) Mode 5670 MHz

### Vertical

130 dBuV/m



No.	Freq. MHz	Reading Level dBuV/m	Correct Factor dB	Measure ment dBuV/m	Limit dBuV/m	Margin dB	Detector	Comment
1 *	5662.2879	72.68	38.38	111.06	68.30	42.76	Peak	
2	5662.2879	67.59	38.38	105.97	999.00	-893.03	AVG	
3	5725.0000	27.72	38.50	66.22	68.30	-2.08	Peak	
4	5725.0000	15.25	38.50	53.75	999.00	-945.25	AVG	

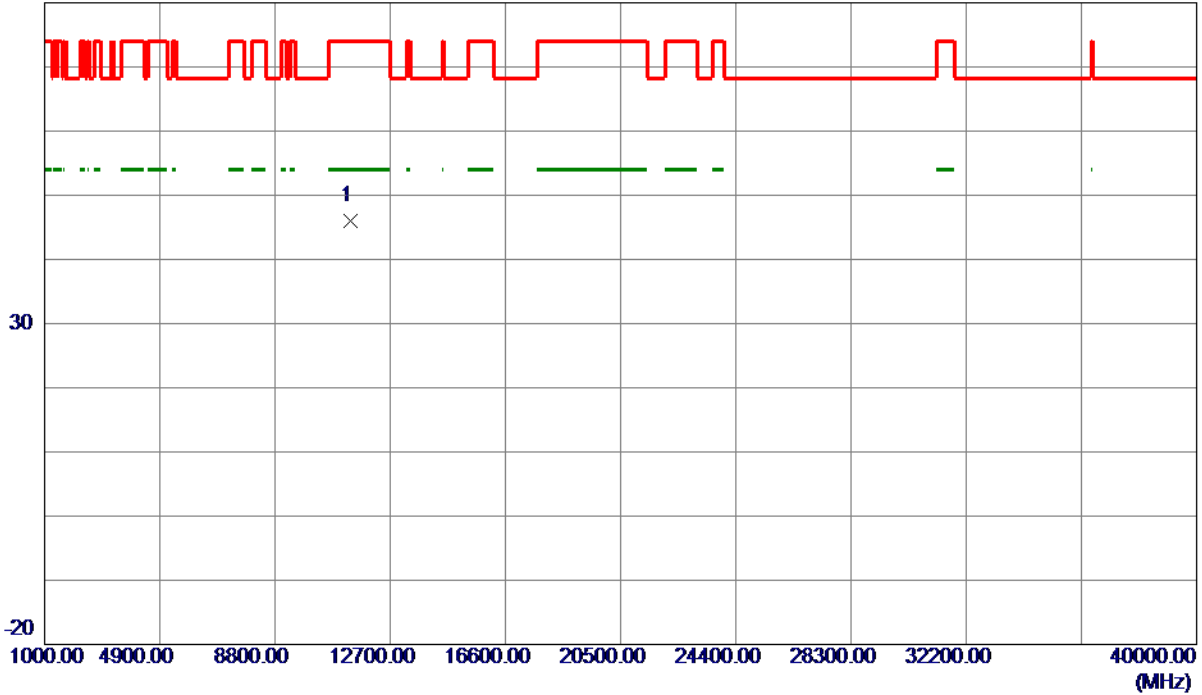
**REMARKS:**

- (1) Measurement Value = Reading Level + Correct Factor.
- (2) Margin Level = Measurement Value - Limit Value.

Orthogonal Axis	X
Test Mode	UNII-2C_TX AC (VHT40) Mode 5670 MHz

**Vertical**

80 dBuV/m



No.	Freq. MHz	Reading Level dBuV/m	Correct Factor dB	Measure ment dBuV/m	Limit dBuV/m	Margin dB	Detector	Comment
1 *	11338.6220	48.62	-2.62	46.00	74.00	-28.00	Peak	

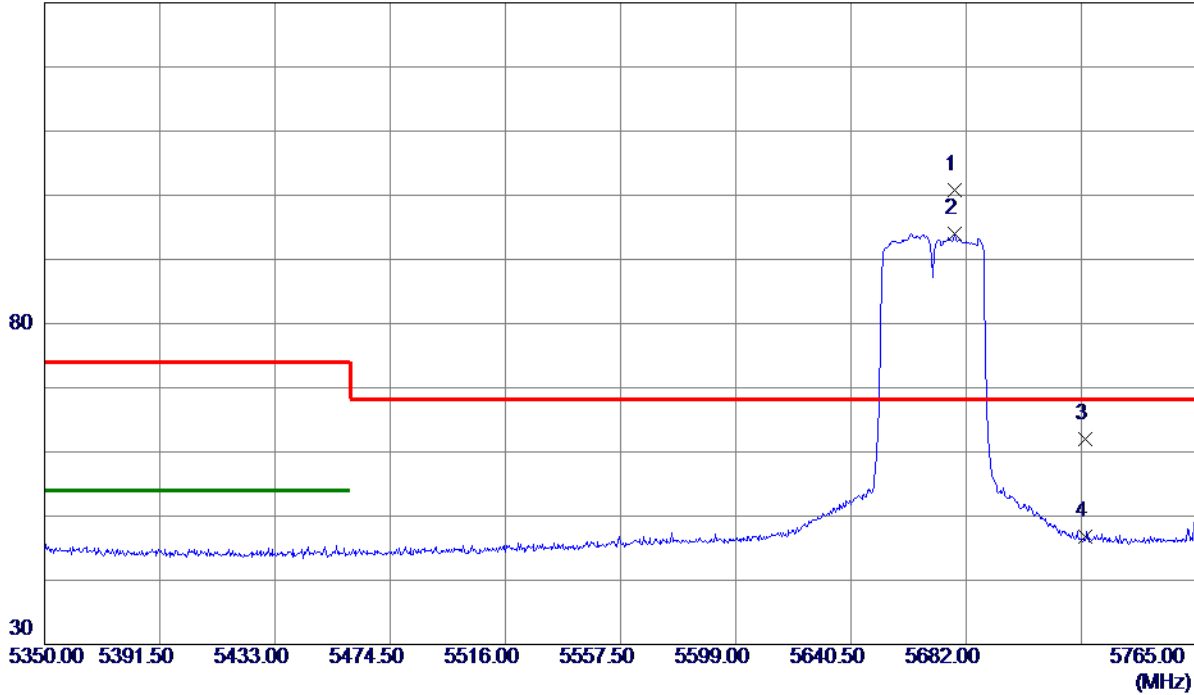
**REMARKS:**

- (1) Measurement Value = Reading Level + Correct Factor.
- (2) Margin Level = Measurement Value - Limit Value.

Orthogonal Axis	X
Test Mode	UNII-2C_TX AC (VHT40) Mode 5670 MHz

### Horizontal

130 dBuV/m



No.	Freq. MHz	Reading Level dBuV/m	Correct Factor dB	Measure ment dBuV/m	Limit dBuV/m	Margin dB	Detector	Comment
1 *	5677.6420	62.43	38.39	100.82	68.30	32.52	Peak	
2	5677.6420	55.61	38.39	94.00	999.00	-905.00	AVG	
3	5725.0000	23.52	38.50	62.02	68.30	-6.28	Peak	
4	5725.0000	8.35	38.50	46.85	999.00	-952.15	AVG	

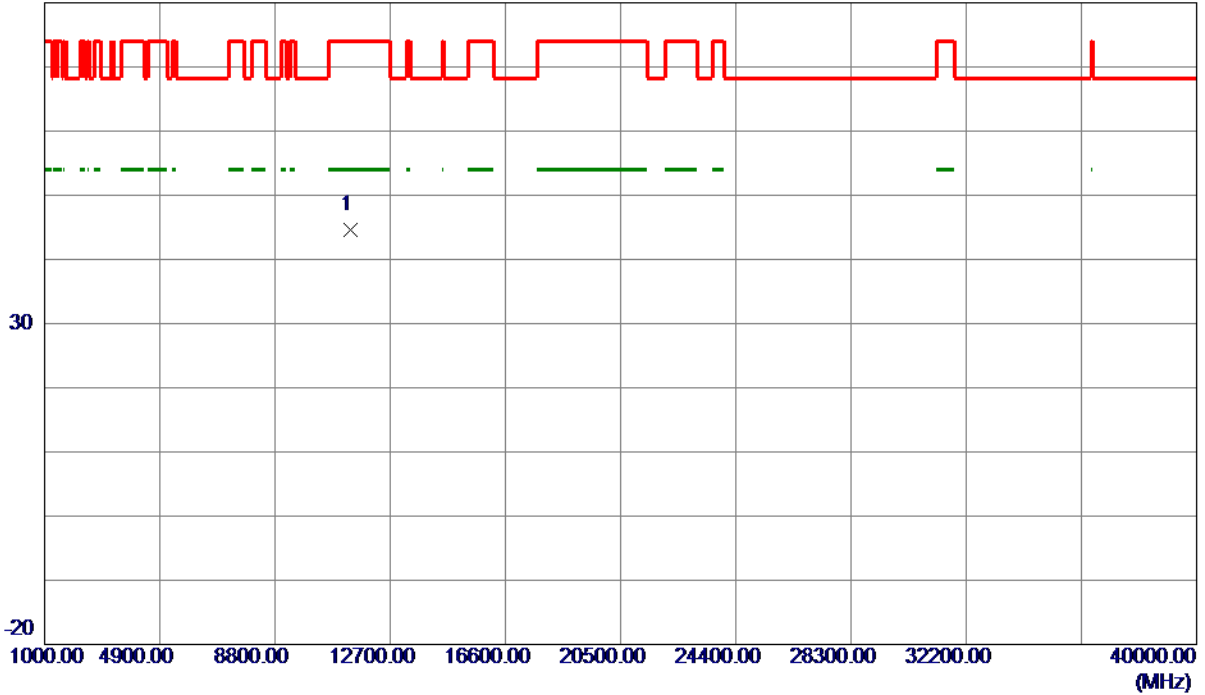
**REMARKS:**

- (1) Measurement Value = Reading Level + Correct Factor.
- (2) Margin Level = Measurement Value - Limit Value.

Orthogonal Axis	X
Test Mode	UNII-2C_TX AC (VHT40) Mode 5670 MHz

### Horizontal

80 dBuV/m



No.	Freq. MHz	Reading Level dBuV/m	Correct Factor dB	Measure ment dBuV/m	Limit dBuV/m	Margin dB	Detector	Comment
1 *	11342.4520	47.30	-2.62	44.68	74.00	-29.32	Peak	

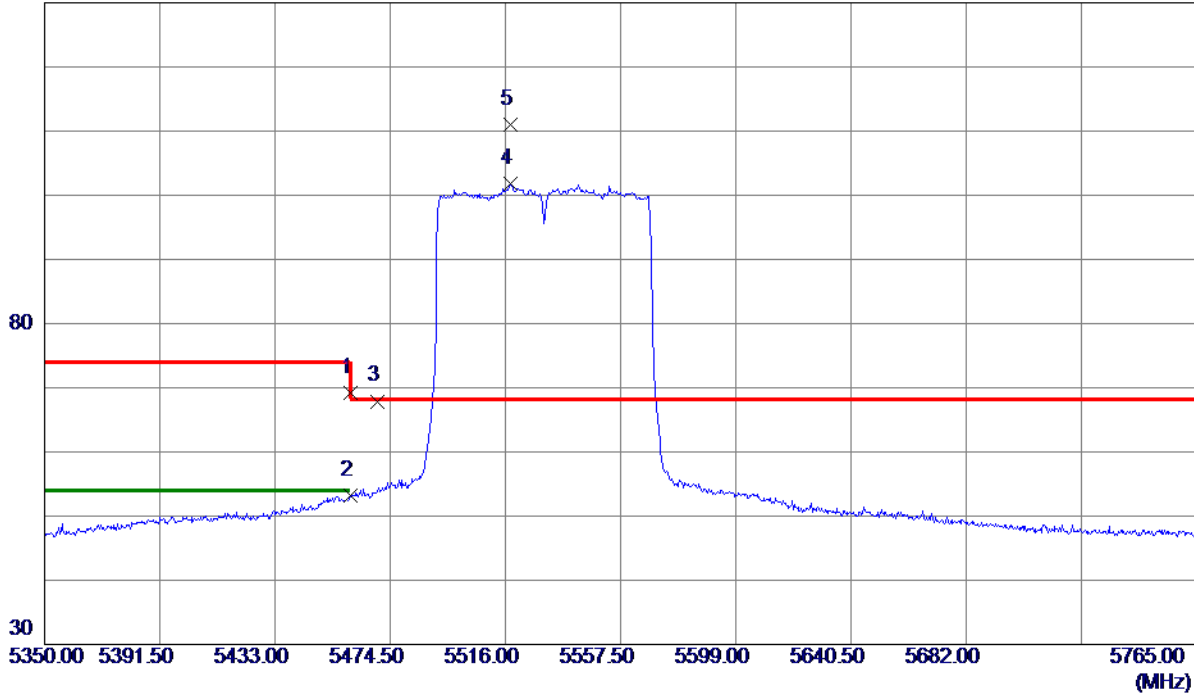
**REMARKS:**

- (1) Measurement Value = Reading Level + Correct Factor.
- (2) Margin Level = Measurement Value - Limit Value.

Orthogonal Axis	X
Test Mode	UNII-2C_TX AC (VHT80) Mode 5530 MHz

### Vertical

130 dBuV/m



No.	Freq. MHz	Reading Level dBuV/m	Correct Factor dB	Measure ment dBuV/m	Limit dBuV/m	Margin dB	Detector	Comment
1	5460.0000	31.05	38.12	69.17	74.00	-4.83	Peak	
2	5460.0000	15.17	38.12	53.29	54.00	-0.71	AVG	
3	5470.0000	29.75	38.15	67.90	68.30	-0.40	Peak	
4 *	5517.8680	63.62	38.26	101.88	68.30	33.58	Peak	
5	5517.8680	72.74	38.26	111.00	999.00	-888.00	AVG	

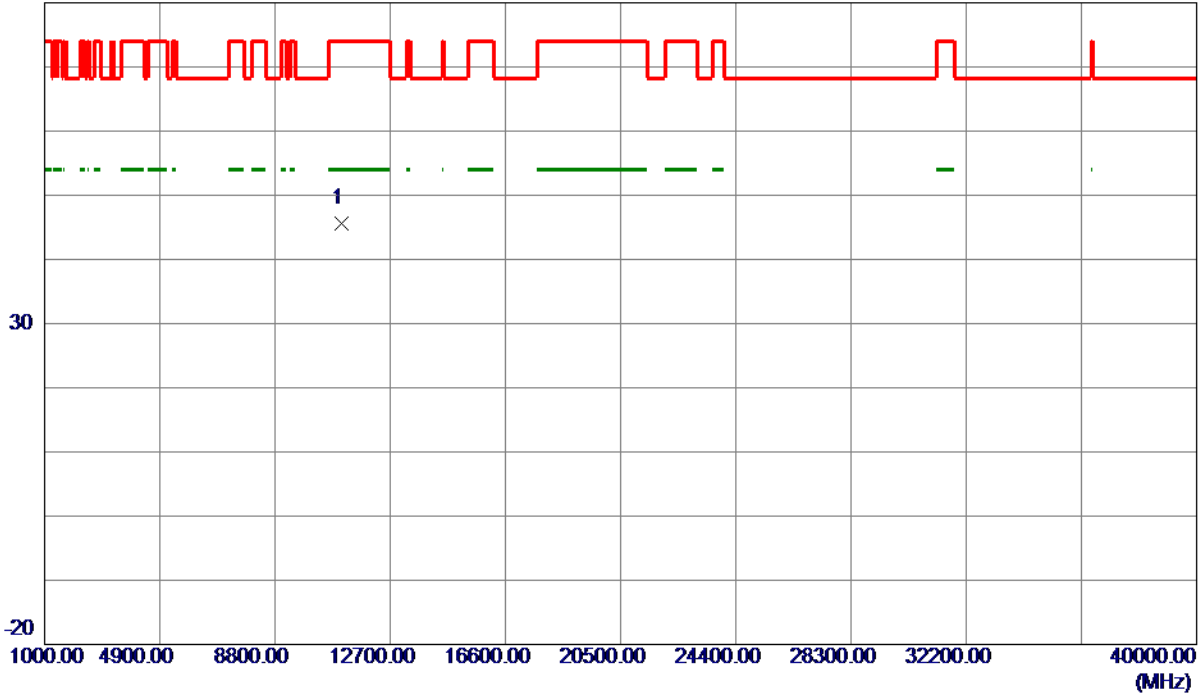
**REMARKS:**

- (1) Measurement Value = Reading Level + Correct Factor.
- (2) Margin Level = Measurement Value - Limit Value.

Orthogonal Axis	X
Test Mode	UNII-2C_TX AC (VHT80) Mode 5530 MHz

**Vertical**

80 dBuV/m



No.	Freq. MHz	Reading Level dBuV/m	Correct Factor dB	Measure ment dBuV/m	Limit dBuV/m	Margin dB	Detector	Comment
1 *	11061.7770	48.15	-2.56	45.59	74.00	-28.41	Peak	

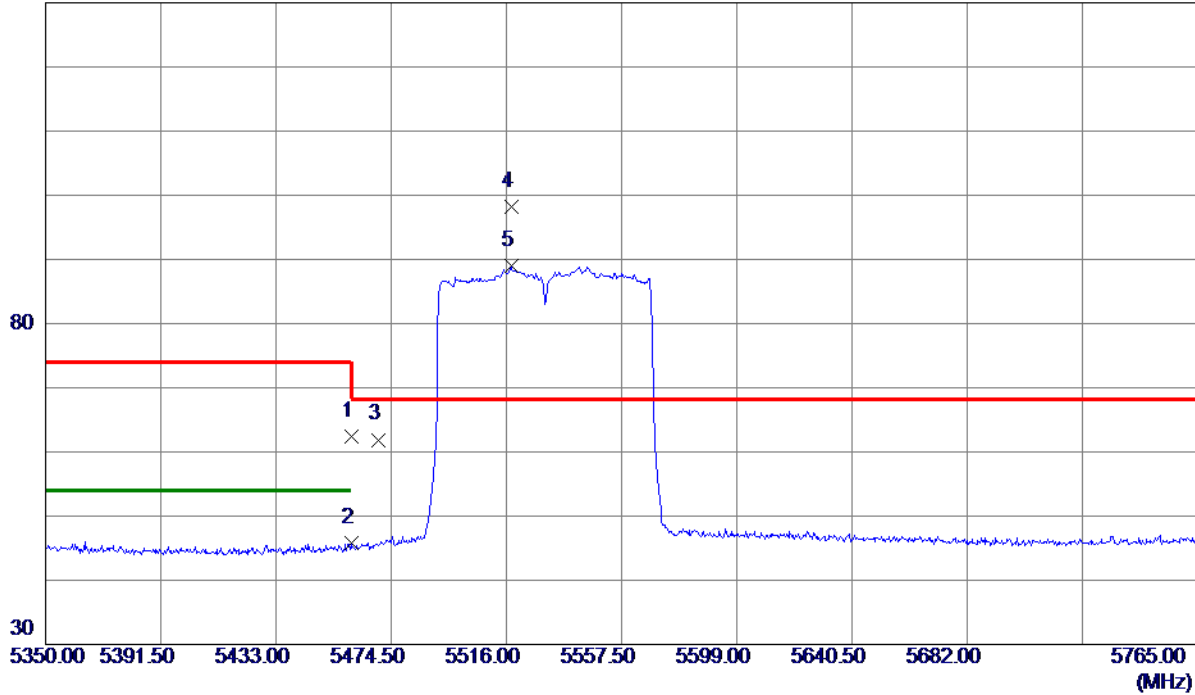
**REMARKS:**

- (1) Measurement Value = Reading Level + Correct Factor.
- (2) Margin Level = Measurement Value - Limit Value.

Orthogonal Axis	X
Test Mode	UNII-2C_TX AC (VHT80) Mode 5530 MHz

### Horizontal

130 dBuV/m



No.	Freq. MHz	Reading Level dBuV/m	Correct Factor dB	Measure ment dBuV/m	Limit dBuV/m	Margin dB	Detector	Comment
1	5460.0000	24.26	38.12	62.38	74.00	-11.62	Peak	
2	5460.0000	7.64	38.12	45.76	54.00	-8.24	AVG	
3	5470.0000	23.75	38.15	61.90	68.30	-6.40	Peak	
4 *	5517.8680	59.95	38.26	98.21	68.30	29.91	Peak	
5	5517.8680	50.74	38.26	89.00	999.00	-910.00	AVG	

**REMARKS:**

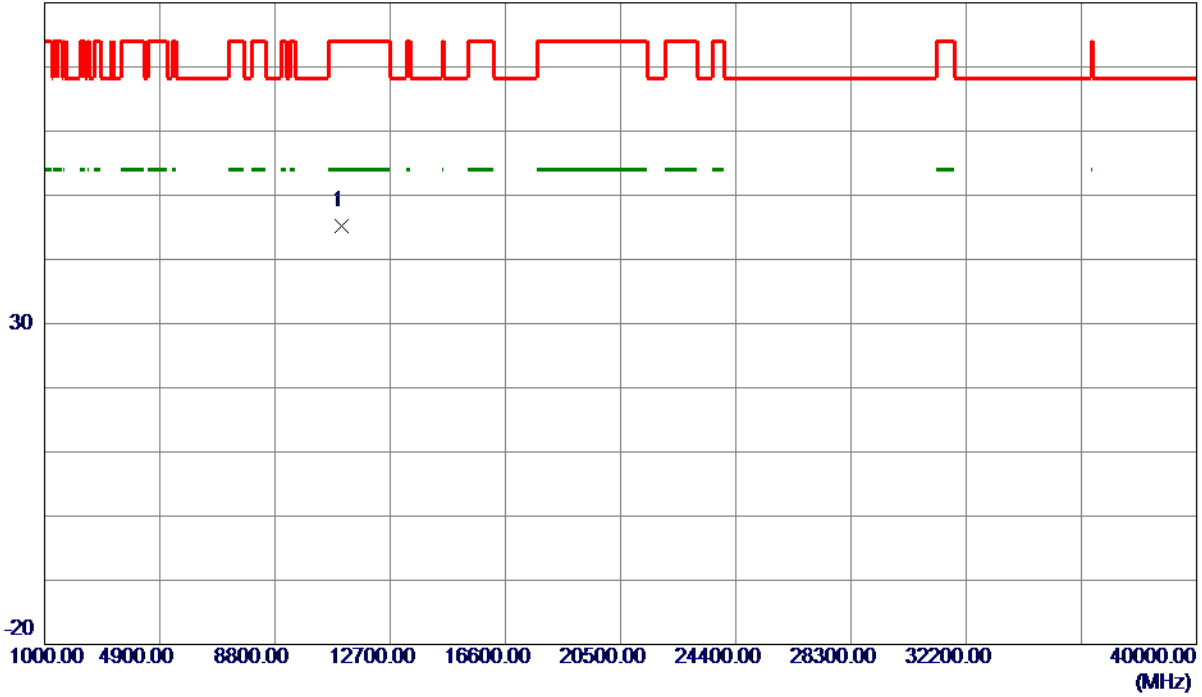
- (1) Measurement Value = Reading Level + Correct Factor.
- (2) Margin Level = Measurement Value - Limit Value.



Orthogonal Axis	X
Test Mode	UNII-2C_TX AC (VHT80) Mode 5530 MHz

### Horizontal

80 dBuV/m



No.	Freq. MHz	Reading Level dBuV/m	Correct Factor dB	Measure ment dBuV/m	Limit dBuV/m	Margin dB	Detector	Comment
1 *	11059.6040	47.84	-2.56	45.28	74.00	-28.72	Peak	

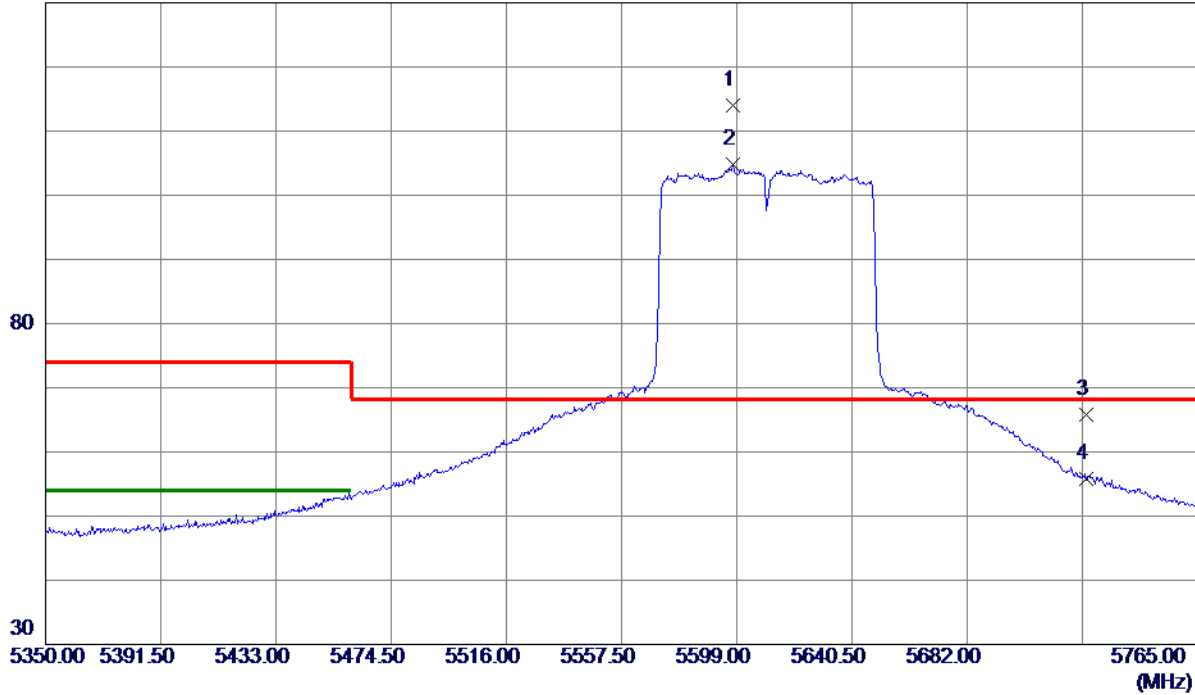
**REMARKS:**

- (1) Measurement Value = Reading Level + Correct Factor.
- (2) Margin Level = Measurement Value - Limit Value.

Orthogonal Axis	X
Test Mode	UNII-2C_TX AC (VHT80) Mode 5610 MHz

### Vertical

130 dBuV/m



No.	Freq. MHz	Reading Level dBuV/m	Correct Factor dB	Measure ment dBuV/m	Limit dBuV/m	Margin dB	Detector	Comment
1 *	5597.7550	75.58	38.34	113.92	68.30	45.62	Peak	
2	5597.7550	66.52	38.34	104.86	999.00	-894.14	AVG	
3	5725.0000	27.37	38.50	65.87	68.30	-2.43	Peak	
4	5725.0000	17.33	38.50	55.83	999.00	-943.17	AVG	

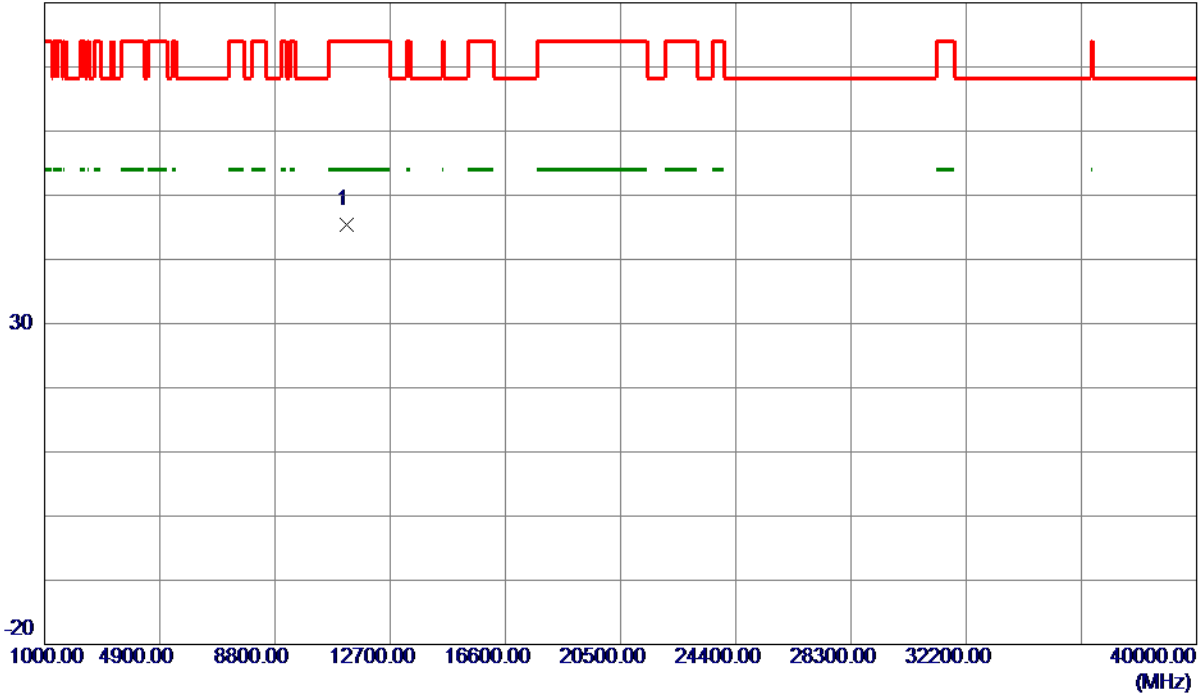
**REMARKS:**

- (1) Measurement Value = Reading Level + Correct Factor.
- (2) Margin Level = Measurement Value - Limit Value.

Orthogonal Axis	X
Test Mode	UNII-2C_TX AC (VHT80) Mode 5610 MHz

**Vertical**

80 dBuV/m



No.	Freq. MHz	Reading Level dBuV/m	Correct Factor dB	Measure ment dBuV/m	Limit dBuV/m	Margin dB	Detector	Comment
1 *	11221.5150	48.11	-2.76	45.35	74.00	-28.65	Peak	

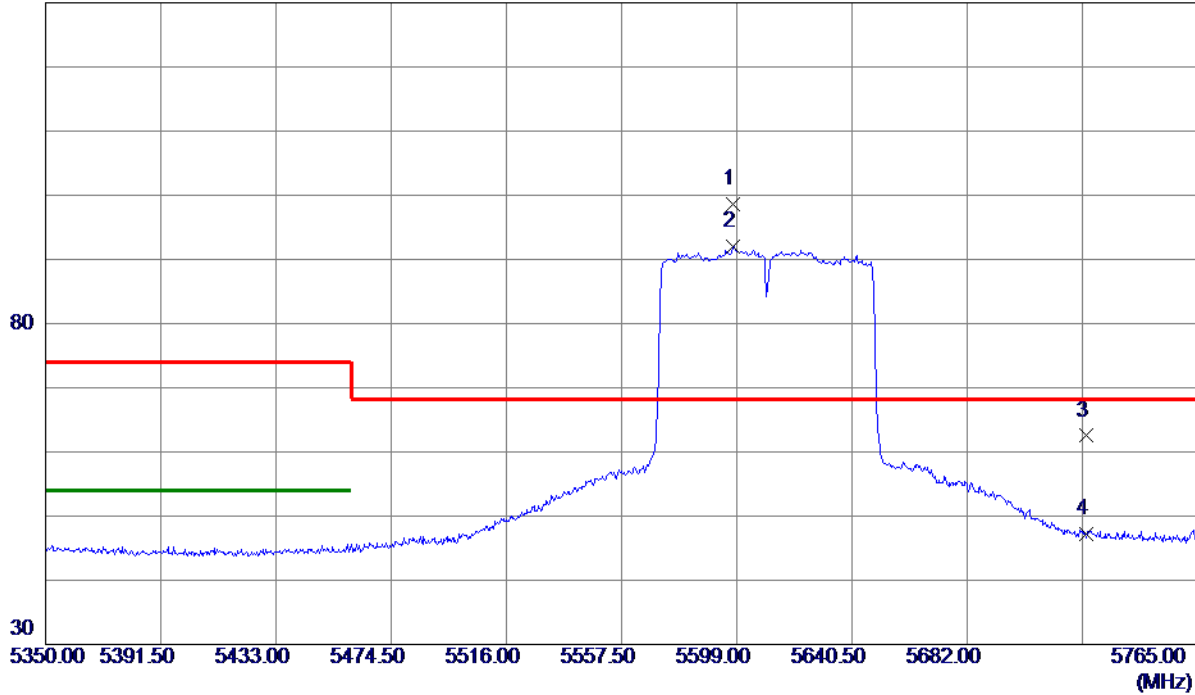
**REMARKS:**

- (1) Measurement Value = Reading Level + Correct Factor.
- (2) Margin Level = Measurement Value - Limit Value.

Orthogonal Axis	X
Test Mode	UNII-2C_TX AC (VHT80) Mode 5610 MHz

### Horizontal

130 dBuV/m



No.	Freq. MHz	Reading Level dBuV/m	Correct Factor dB	Measure ment dBuV/m	Limit dBuV/m	Margin dB	Detector	Comment
1 *	5597.5470	60.27	38.34	98.61	68.30	30.31	Peak	
2	5597.5470	53.68	38.34	92.02	999.00	-906.98	AVG	
3	5725.0000	24.00	38.50	62.50	68.30	-5.80	Peak	
4	5725.0000	8.65	38.50	47.15	999.00	-951.85	AVG	

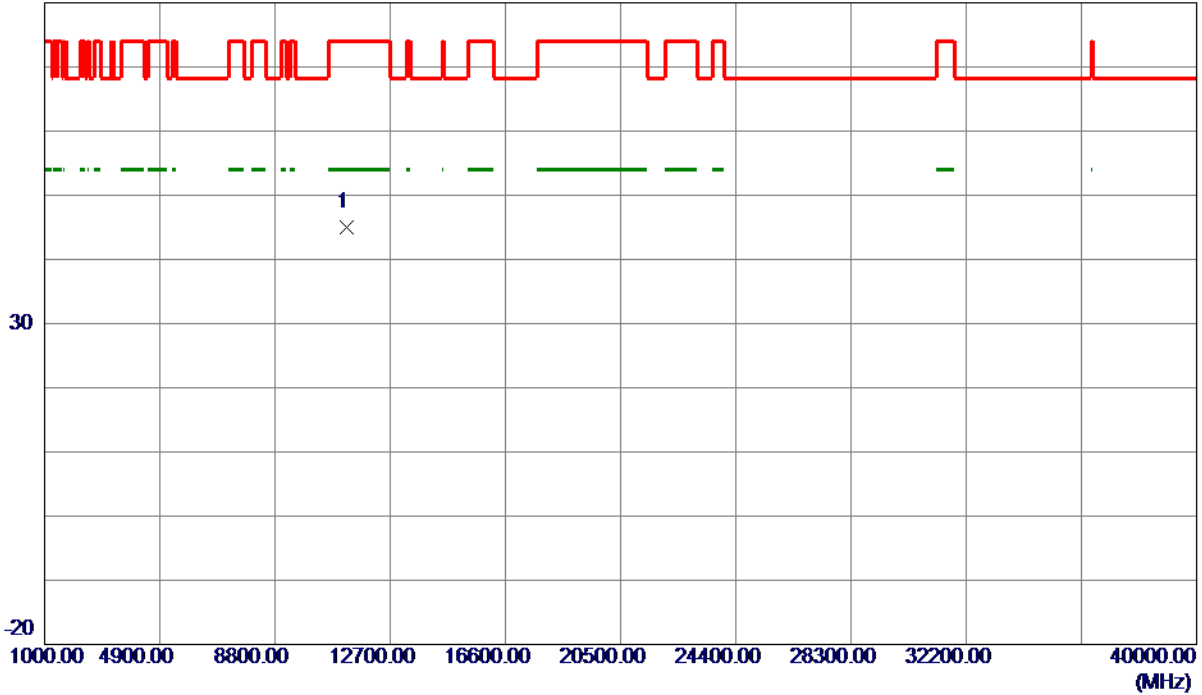
**REMARKS:**

- (1) Measurement Value = Reading Level + Correct Factor.
- (2) Margin Level = Measurement Value - Limit Value.

Orthogonal Axis	X
Test Mode	UNII-2C_TX AC (VHT80) Mode 5610 MHz

### Horizontal

80 dBuV/m

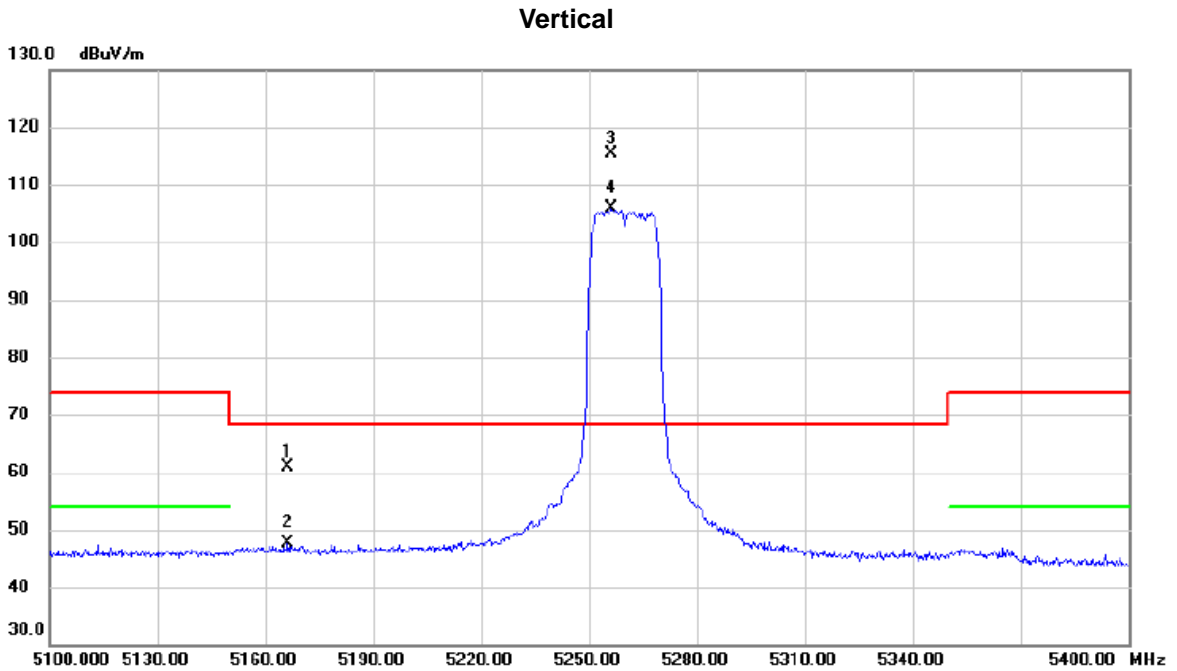


No.	Freq. MHz	Reading Level dBuV/m	Correct Factor dB	Measure ment dBuV/m	Limit dBuV/m	Margin dB	Detector	Comment
1 *	11221.9400	47.70	-2.75	44.95	74.00	-29.05	Peak	

**REMARKS:**

- (1) Measurement Value = Reading Level + Correct Factor.
- (2) Margin Level = Measurement Value - Limit Value.

Orthogonal Axis	X
Test Mode	UNII-2A_TX AX (HE20) Mode 5260 MHz

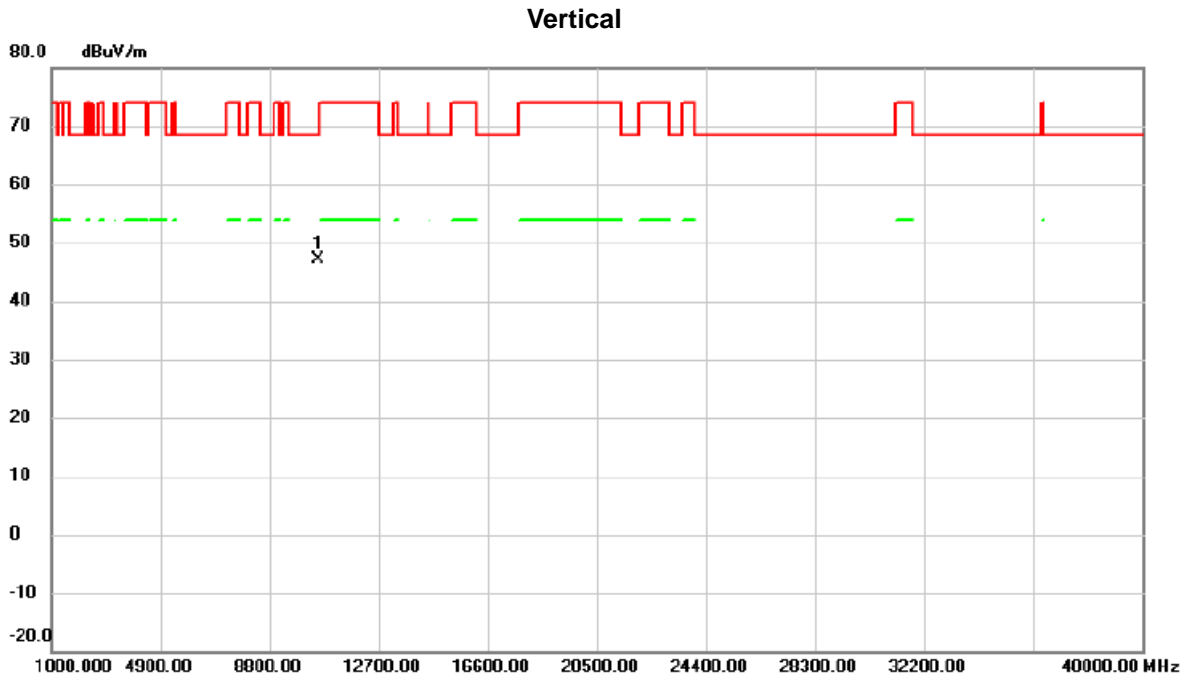


No.	Mk.	Freq. MHz	Reading Level dBuV	Correct Factor dB	Measure- ment dBuV/m	Limit dBuV/m	Margin dB	Detector	Comment
1		5166.300	23.18	37.81	60.99	68.30	-7.31	peak	
2		5166.300	9.71	37.81	47.52	68.30	-20.78	AVG	
3	*	5256.300	77.86	37.59	115.45	68.30	47.15	peak	
4	X	5256.300	68.23	37.59	105.82	68.30	37.52	AVG	

**REMARKS:**

- (1) Measurement Value = Reading Level + Correct Factor.
- (2) Margin Level = Measurement Value - Limit Value.

Orthogonal Axis	X
Test Mode	UNII-2A_TX AX (HE20) Mode 5260 MHz



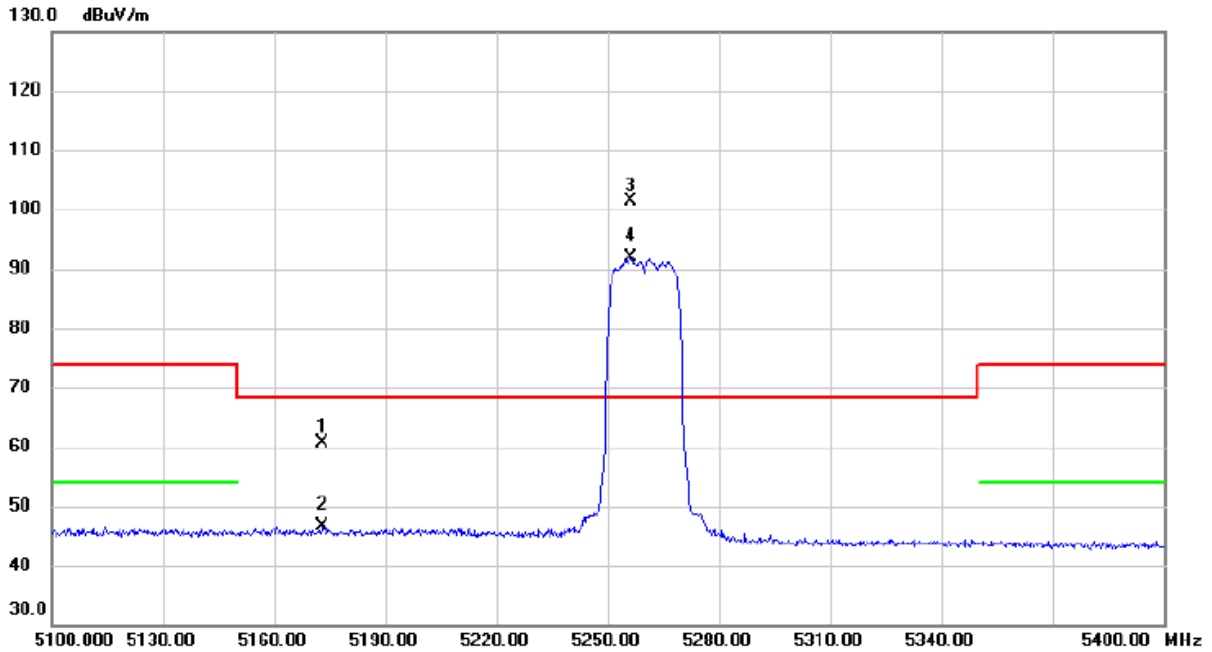
No.	Mk.	Freq.	Reading Level	Correct Factor	Measurement	Limit	Margin	Detector	Comment
		MHz	dBuV	dB	dBuV/m	dBuV/m	dB		
1	*	10518.11	50.48	-3.25	47.23	68.30	-21.07	peak	

**REMARKS:**

- (1) Measurement Value = Reading Level + Correct Factor.
- (2) Margin Level = Measurement Value - Limit Value.

Orthogonal Axis	X
Test Mode	UNII-2A_TX AX (HE20) Mode 5260 MHz

### Horizontal



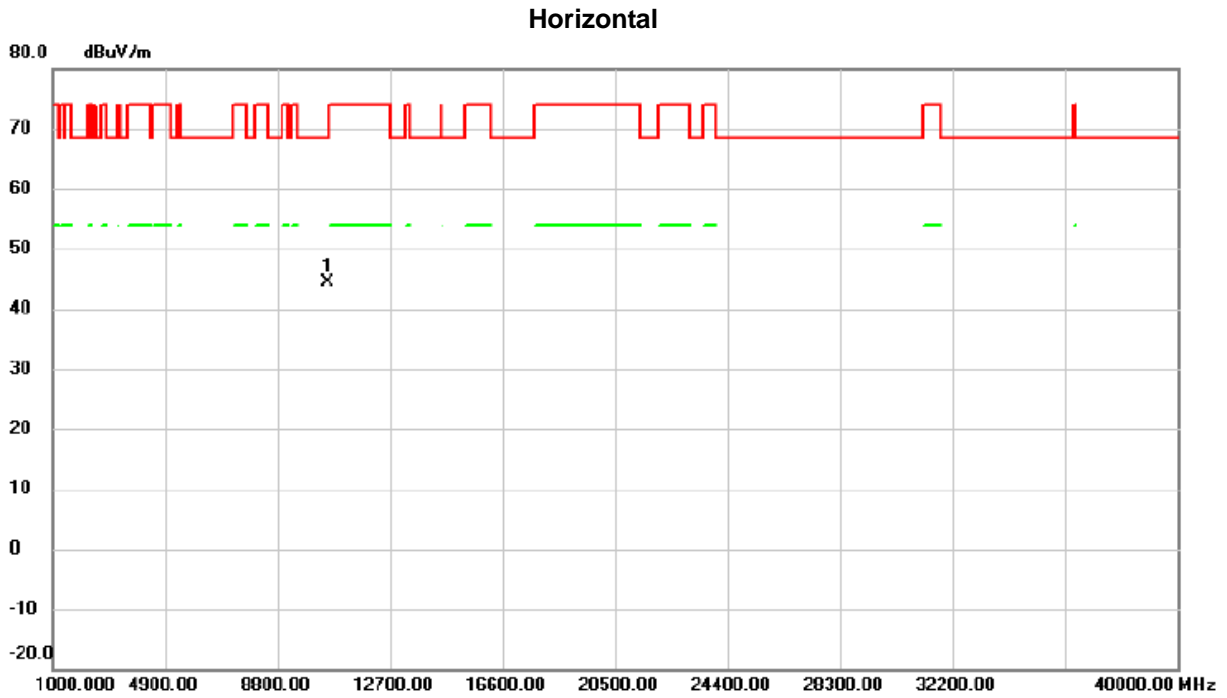
No.	Mk.	Freq. MHz	Reading Level dBuV	Correct Factor dB	Measure- ment dBuV/m	Limit dBuV/m	Margin dB	Detector	Comment
1		5173.200	22.88	37.78	60.66	68.30	-7.64	peak	
2		5173.200	8.88	37.78	46.66	68.30	-21.64	AVG	
3	*	5256.300	63.88	37.59	101.47	68.30	33.17	peak	
4	X	5256.300	54.34	37.59	91.93	68.30	23.63	AVG	

**REMARKS:**

- (1) Measurement Value = Reading Level + Correct Factor.
- (2) Margin Level = Measurement Value - Limit Value.



Orthogonal Axis	X
Test Mode	UNII-2A_TX AX (HE20) Mode 5260 MHz

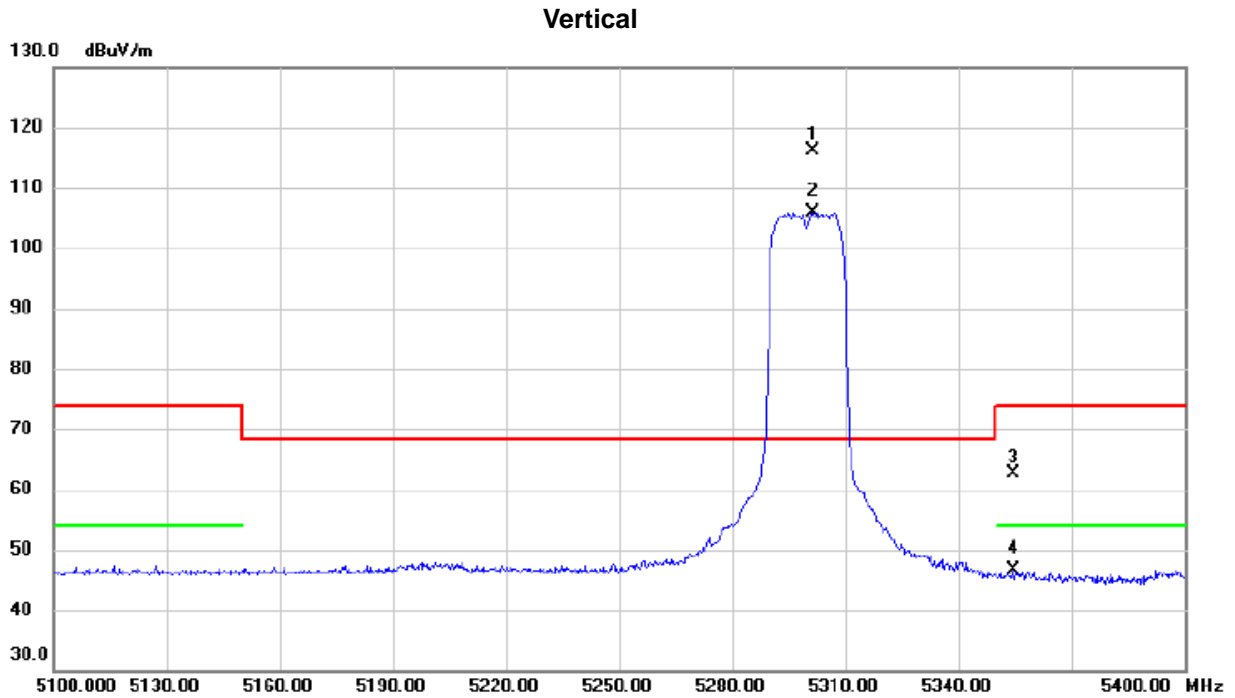


No.	Mk.	Freq.	Reading Level	Correct Factor	Measurement	Limit	Margin	Detector	Comment
		MHz	dBuV	dB	dBuV/m	dBuV/m	dB		
1	*	10518.07	47.55	-3.25	44.30	68.30	-24.00	peak	

**REMARKS:**

- (1) Measurement Value = Reading Level + Correct Factor.
- (2) Margin Level = Measurement Value - Limit Value.

Orthogonal Axis	X
Test Mode	UNII-2A_TX AX (HE20) Mode 5300 MHz

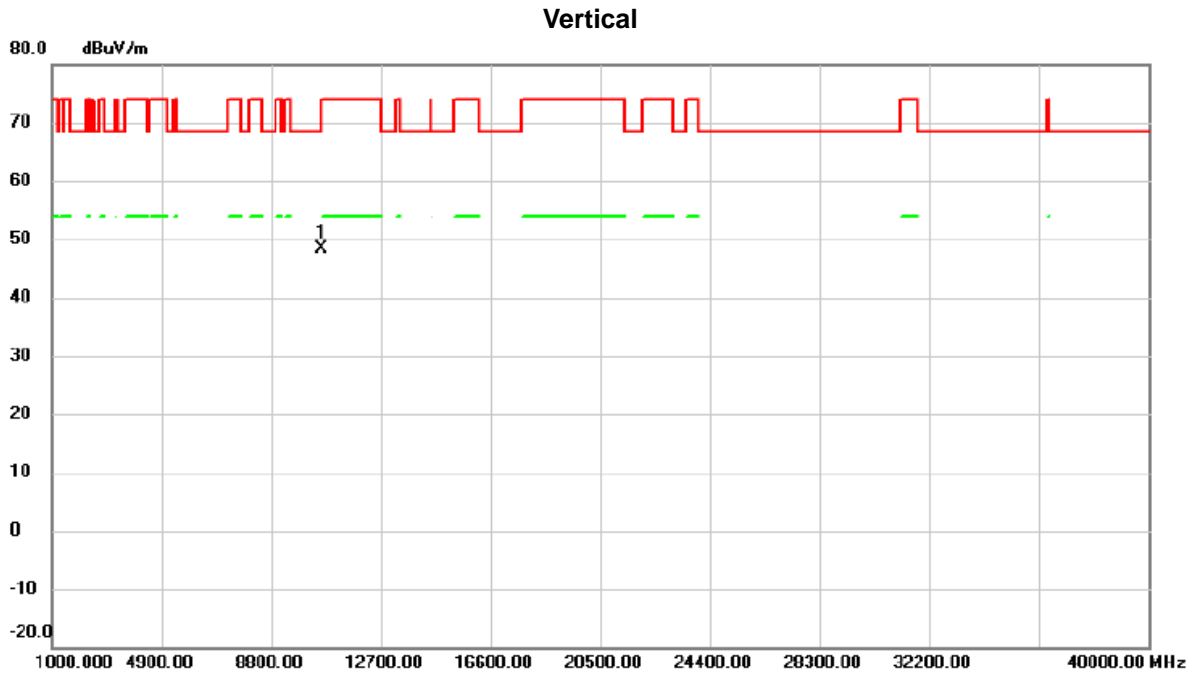


No.	Mk.	Freq.	Reading Level	Correct Factor	Measurement	Limit	Margin	Detector	Comment
		MHz	dBuV	dB	dBuV/m	dBuV/m	dB		
1	*	5301.300	78.51	37.54	116.05	68.30	47.75	peak	
2	X	5301.300	68.33	37.54	105.87	68.30	37.57	AVG	
3		5354.700	24.89	37.76	62.65	74.00	-11.35	peak	
4		5354.700	8.89	37.76	46.65	54.00	-7.35	AVG	

**REMARKS:**

- (1) Measurement Value = Reading Level + Correct Factor.
- (2) Margin Level = Measurement Value - Limit Value.

Orthogonal Axis	X
Test Mode	UNII-2A_TX AX (HE20) Mode 5300 MHz



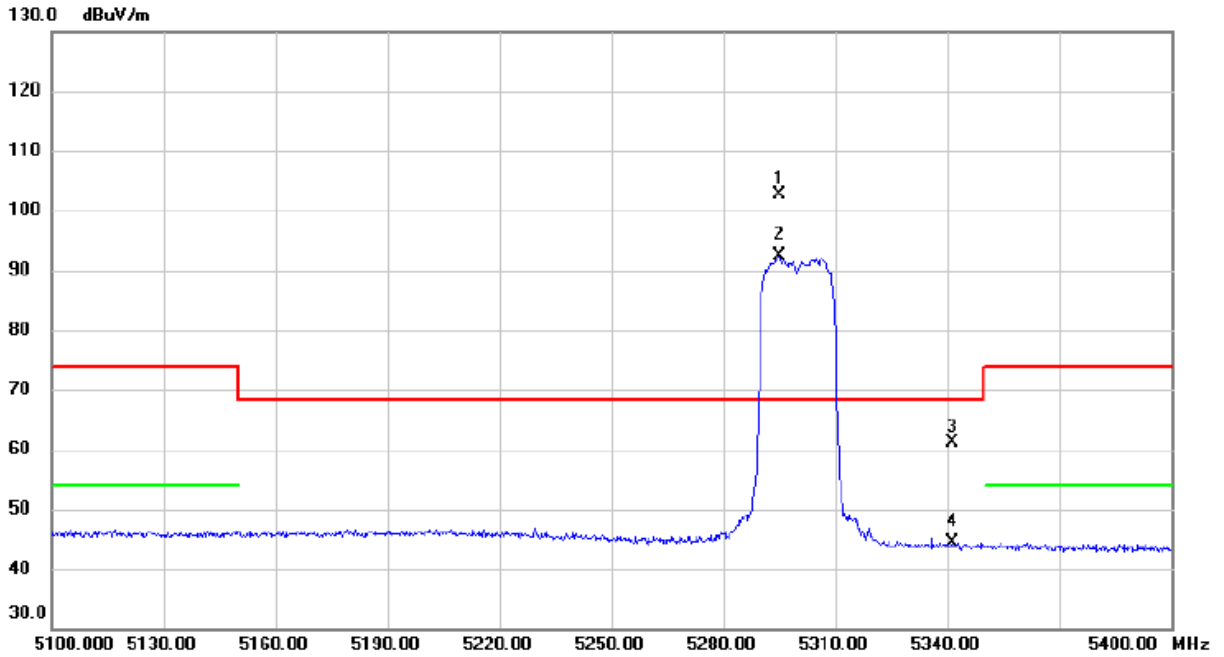
No.	Mk.	Freq.	Reading Level	Correct Factor	Measurement	Limit	Margin	Detector	Comment
		MHz	dBuV	dB	dBuV/m	dBuV/m	dB		
1	*	10597.91	51.50	-3.12	48.38	68.30	-19.92	peak	

REMARKS:

- (1) Measurement Value = Reading Level + Correct Factor.
- (2) Margin Level = Measurement Value - Limit Value.

Orthogonal Axis	X
Test Mode	UNII-2A_TX AX (HE20) Mode 5300 MHz

### Horizontal

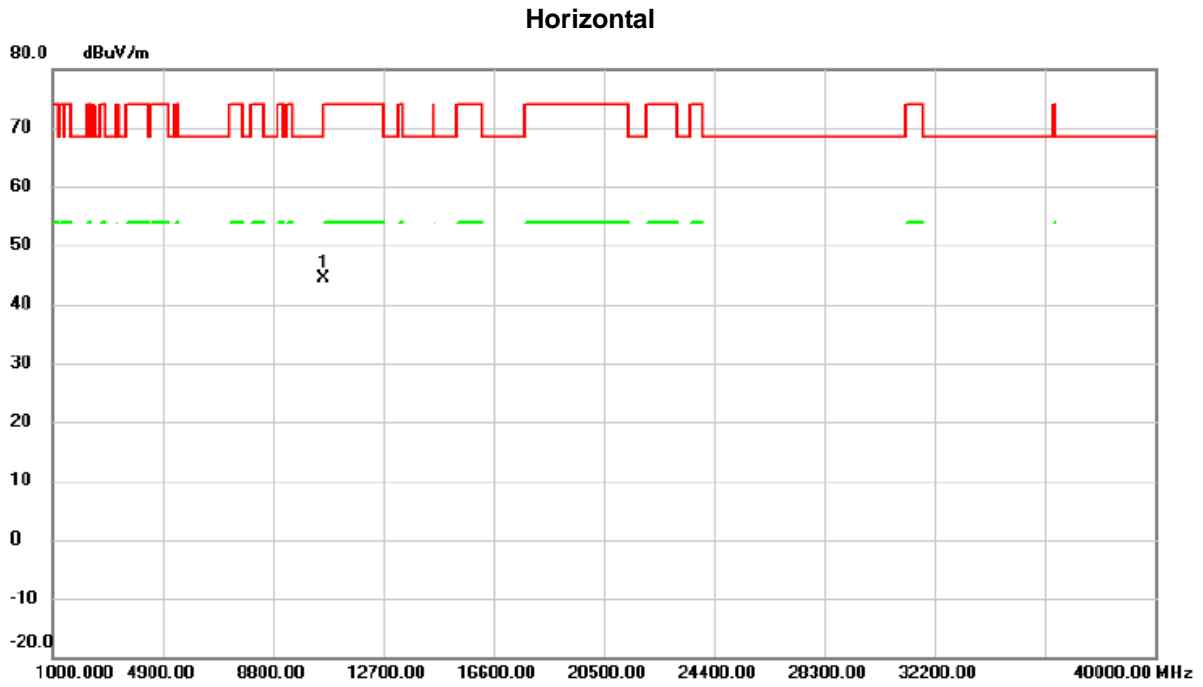


No.	Mk.	Freq. MHz	Reading Level dBuV	Correct Factor dB	Measure- ment dBuV/m	Limit dBuV/m	Margin dB	Detector	Comment
1	*	5295.000	65.16	37.54	102.70	68.30	34.40	peak	
2	X	5295.000	54.88	37.54	92.42	68.30	24.12	AVG	
3		5341.500	23.45	37.70	61.15	68.30	-7.15	peak	
4		5341.500	6.75	37.70	44.45	68.30	-23.85	AVG	

**REMARKS:**

- (1) Measurement Value = Reading Level + Correct Factor.
- (2) Margin Level = Measurement Value - Limit Value.

Orthogonal Axis	X
Test Mode	UNII-2A_TX AX (HE20) Mode 5300 MHz



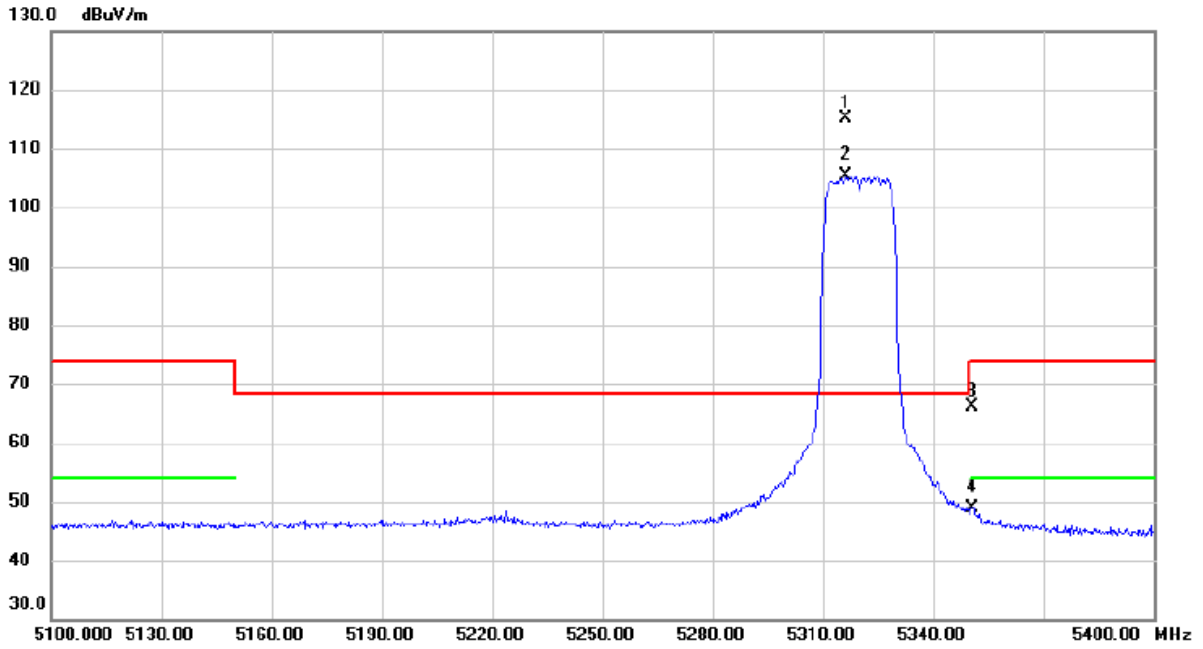
No.	Mk.	Freq.	Reading Level	Correct Factor	Measurement	Limit	Margin	Detector	Comment
		MHz	dBuV	dB	dBuV/m	dBuV/m	dB		
1	*	10600.80	47.62	-3.12	44.50	74.00	-29.50	peak	

**REMARKS:**

- (1) Measurement Value = Reading Level + Correct Factor.
- (2) Margin Level = Measurement Value - Limit Value.

Orthogonal Axis	X
Test Mode	UNII-2A_TX AX (HE20) Mode 5320 MHz

### Vertical

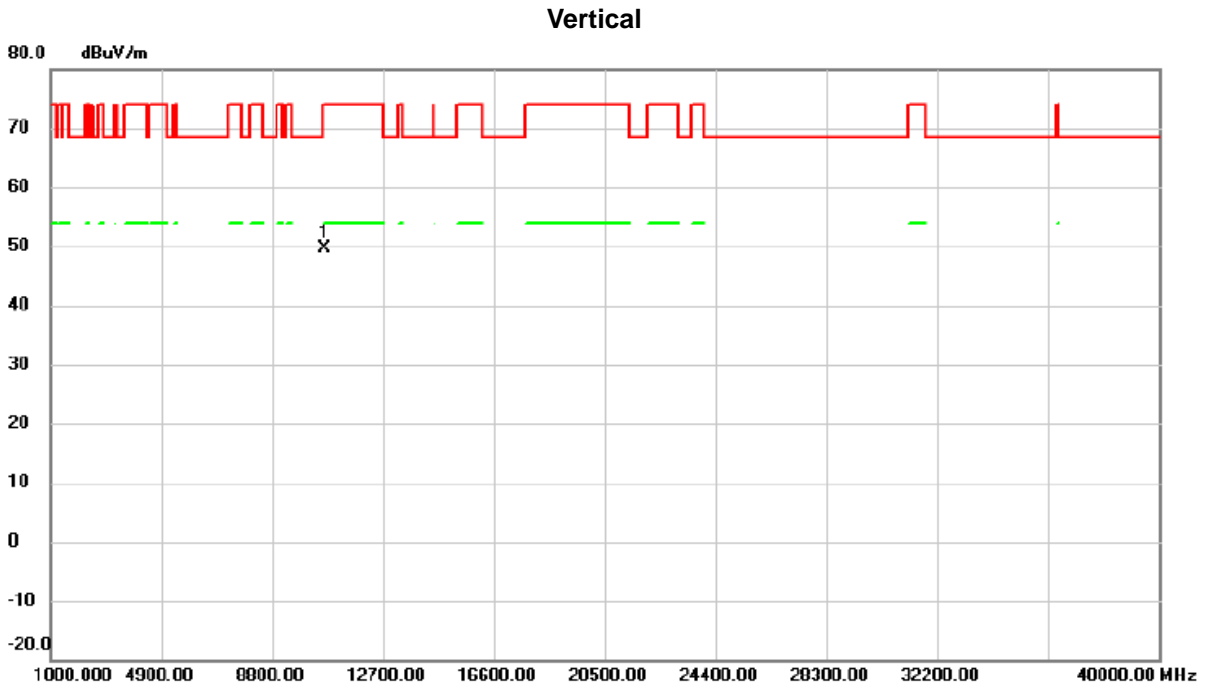


No.	Mk.	Freq. MHz	Reading Level dBuV	Correct Factor dB	Measure- ment dBuV/m	Limit dBuV/m	Margin dB	Detector	Comment
1	*	5316.300	77.62	37.60	115.22	68.30	46.92	peak	
2	X	5316.300	67.72	37.60	105.32	68.30	37.02	AVG	
3		5350.650	28.32	37.74	66.06	74.00	-7.94	peak	
4		5350.650	11.26	37.74	49.00	54.00	-5.00	AVG	

**REMARKS:**

- (1) Measurement Value = Reading Level + Correct Factor.
- (2) Margin Level = Measurement Value - Limit Value.

Orthogonal Axis	X
Test Mode	UNII-2A_TX AX (HE20) Mode 5320 MHz

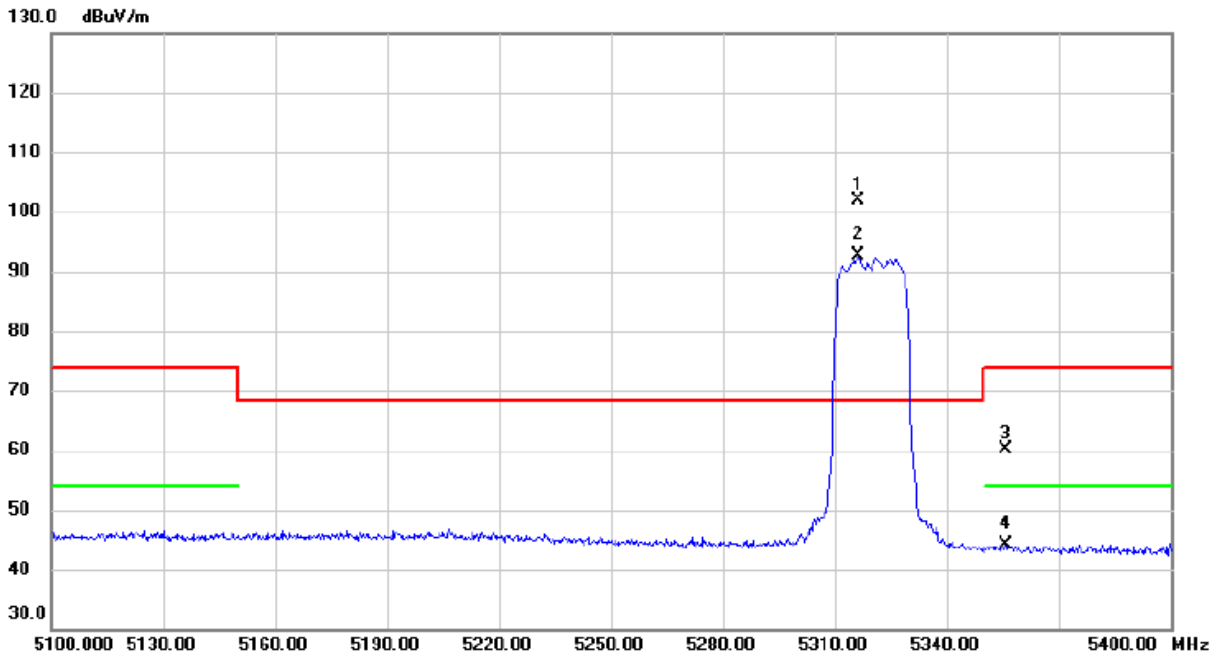


No.	Mk.	Freq.	Reading Level	Correct Factor	Measurement	Limit	Margin	Detector	Comment
		MHz	dBuV	dB	dBuV/m	dBuV/m	dB		
1	*	10637.94	52.71	-3.08	49.63	74.00	-24.37	peak	

REMARKS:  
 (1) Measurement Value = Reading Level + Correct Factor.  
 (2) Margin Level = Measurement Value - Limit Value.

Orthogonal Axis	X
Test Mode	UNII-2A_TX AX (HE20) Mode 5320 MHz

### Horizontal



No.	Mk.	Freq. MHz	Reading Level dBuV	Correct Factor dB	Measure- ment dBuV/m	Limit dBuV/m	Margin dB	Detector	Comment
1	*	5316.300	64.31	37.60	101.91	68.30	33.61	peak	
2	X	5316.300	55.09	37.60	92.69	68.30	24.39	AVG	
3		5355.600	22.42	37.76	60.18	74.00	-13.82	peak	
4		5355.600	6.44	37.76	44.20	54.00	-9.80	AVG	

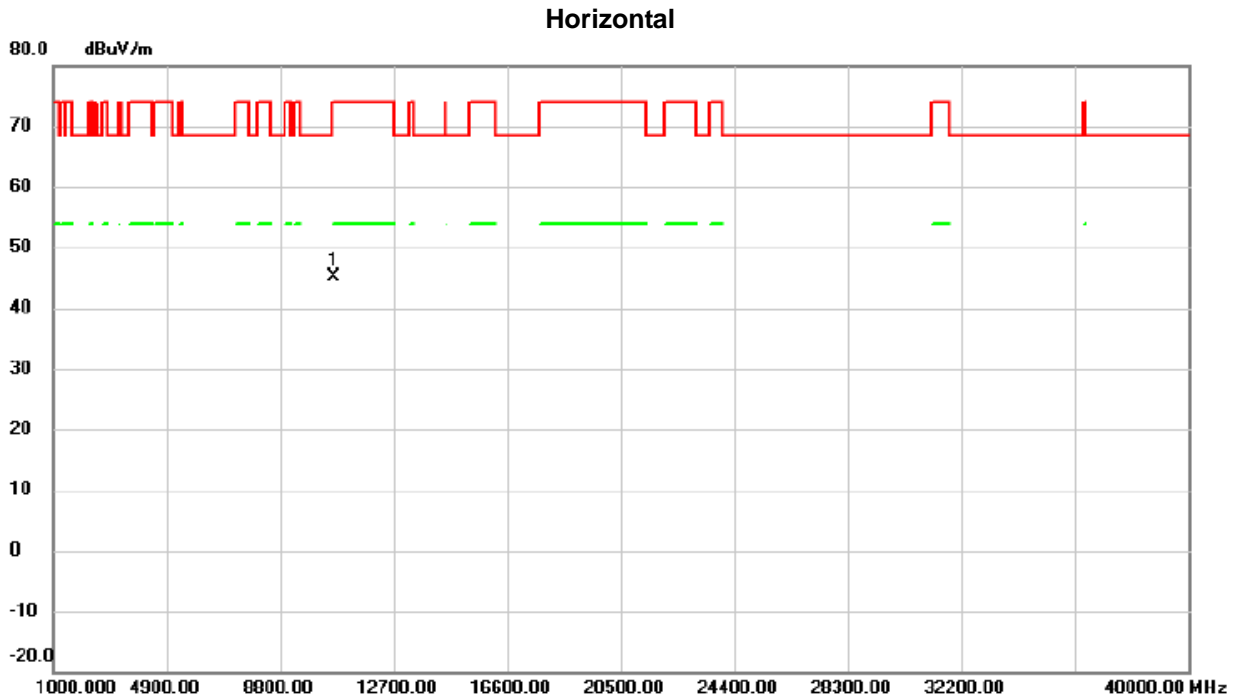
**REMARKS:**

(1) Measurement Value = Reading Level + Correct Factor.

(2) Margin Level = Measurement Value - Limit Value.



Orthogonal Axis	X
Test Mode	UNII-2A_TX AX (HE20) Mode 5320 MHz



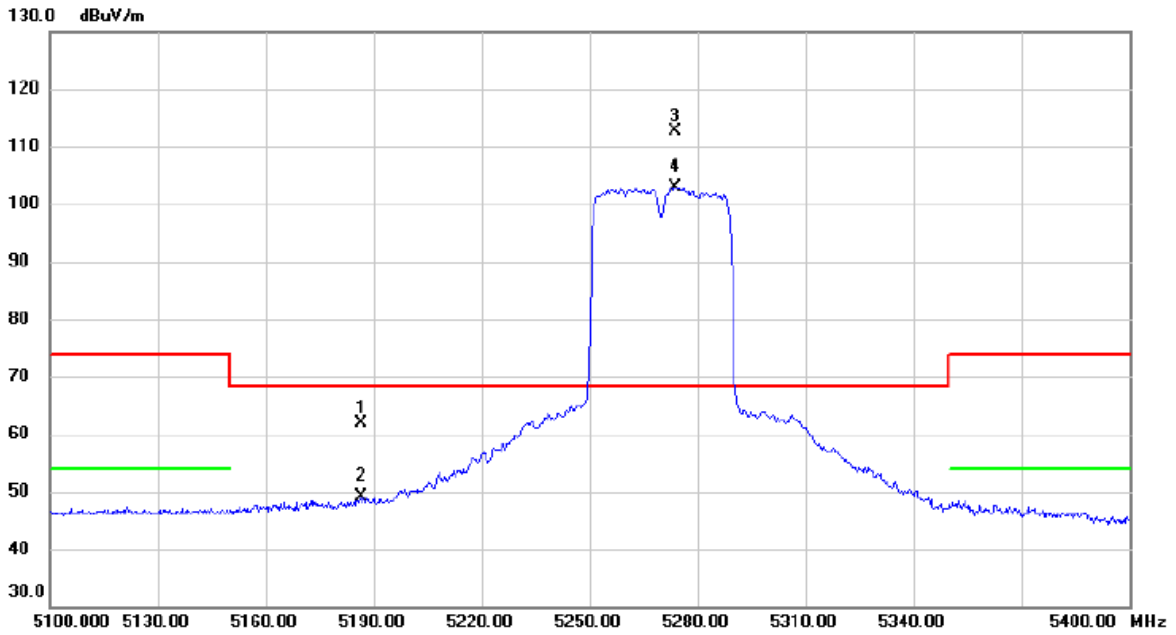
No.	Mk.	Freq. MHz	Reading Level dBuV	Correct Factor dB	Measure- ment dBuV/m	Limit dBuV/m	Margin dB	Detector	Comment
1	*	10639.20	48.12	-3.08	45.04	74.00	-28.96	peak	

**REMARKS:**

- (1) Measurement Value = Reading Level + Correct Factor.
- (2) Margin Level = Measurement Value - Limit Value.

Orthogonal Axis	X
Test Mode	UNII-2A_TX AX (HE40) Mode 5270 MHz

**Vertical**

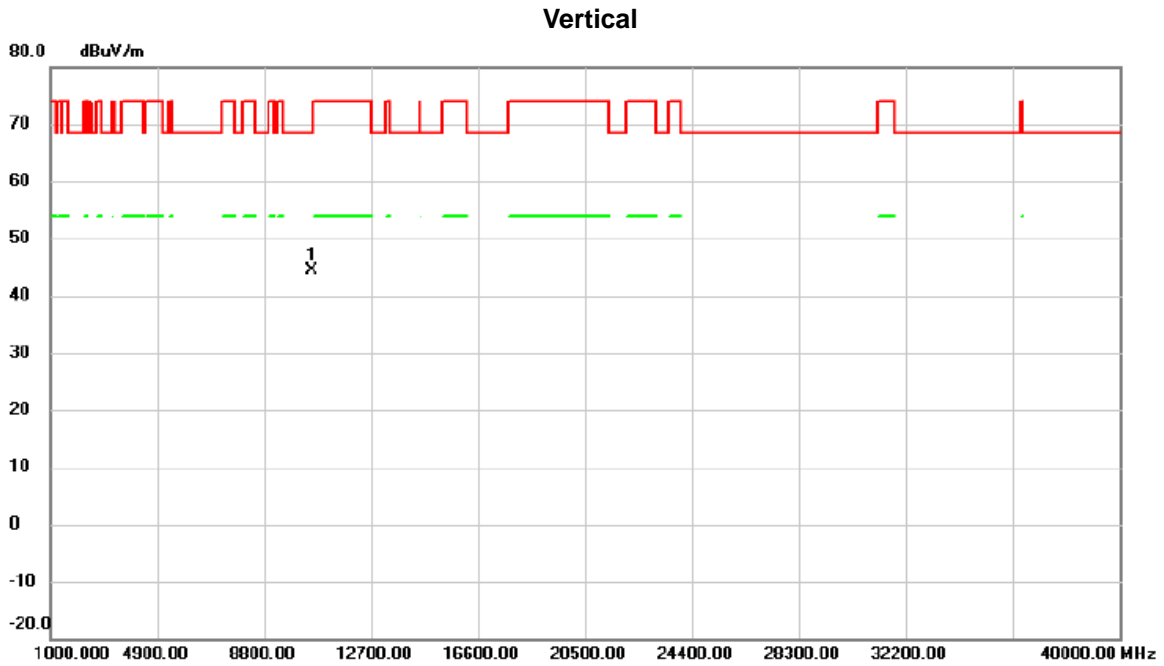


No.	Mk.	Freq. MHz	Reading Level dBuV	Correct Factor dB	Measure- ment dBuV/m	Limit dBuV/m	Margin dB	Detector	Comment
1		5186.550	24.17	37.73	61.90	68.30	-6.40	peak	
2		5186.550	11.31	37.73	49.04	68.30	-19.26	AVG	
3	*	5273.850	75.03	37.57	112.60	68.30	44.30	peak	
4	X	5273.850	65.33	37.57	102.90	68.30	34.60	AVG	

**REMARKS:**

- (1) Measurement Value = Reading Level + Correct Factor.
- (2) Margin Level = Measurement Value - Limit Value.

Orthogonal Axis	X
Test Mode	UNII-2A_TX AX (HE40) Mode 5270 MHz



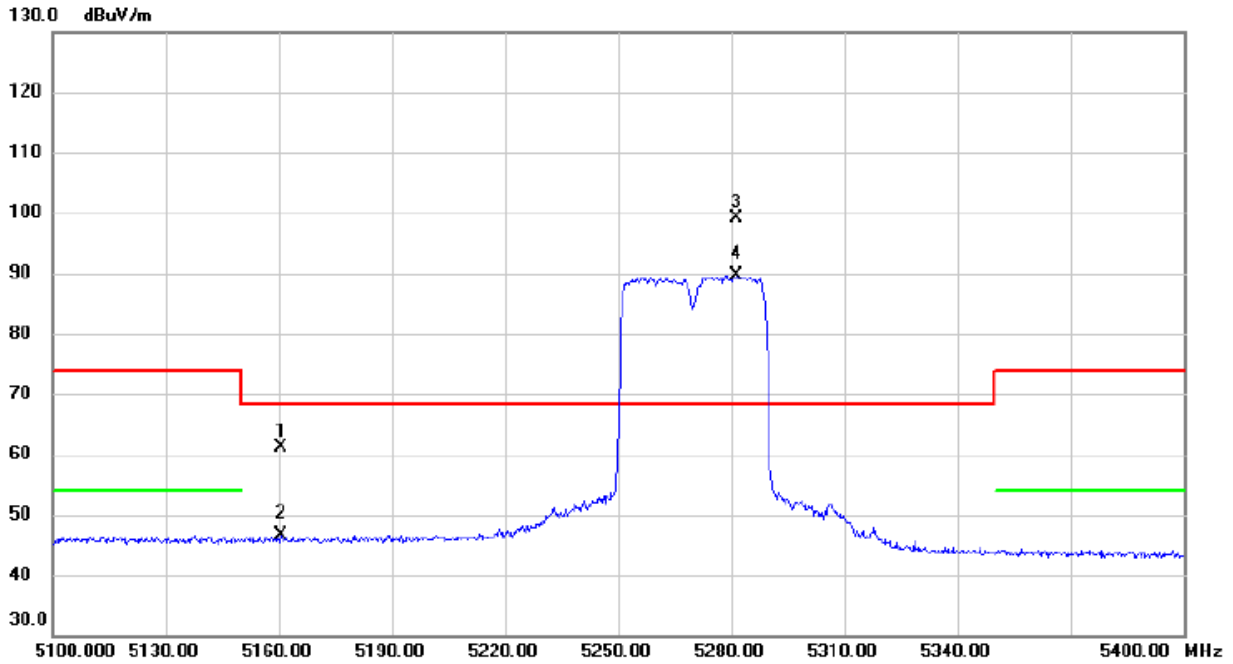
No.	Mk.	Freq.	Reading Level	Correct Factor	Measurement	Limit	Margin	Detector	Comment
		MHz	dBuV	dB	dBuV/m	dBuV/m	dB		
1	*	10540.48	47.52	-3.21	44.31	68.30	-23.99	peak	

**REMARKS:**

- (1) Measurement Value = Reading Level + Correct Factor.
- (2) Margin Level = Measurement Value - Limit Value.

Orthogonal Axis	X
Test Mode	UNII-2A_TX AX (HE40) Mode 5270 MHz

### Horizontal

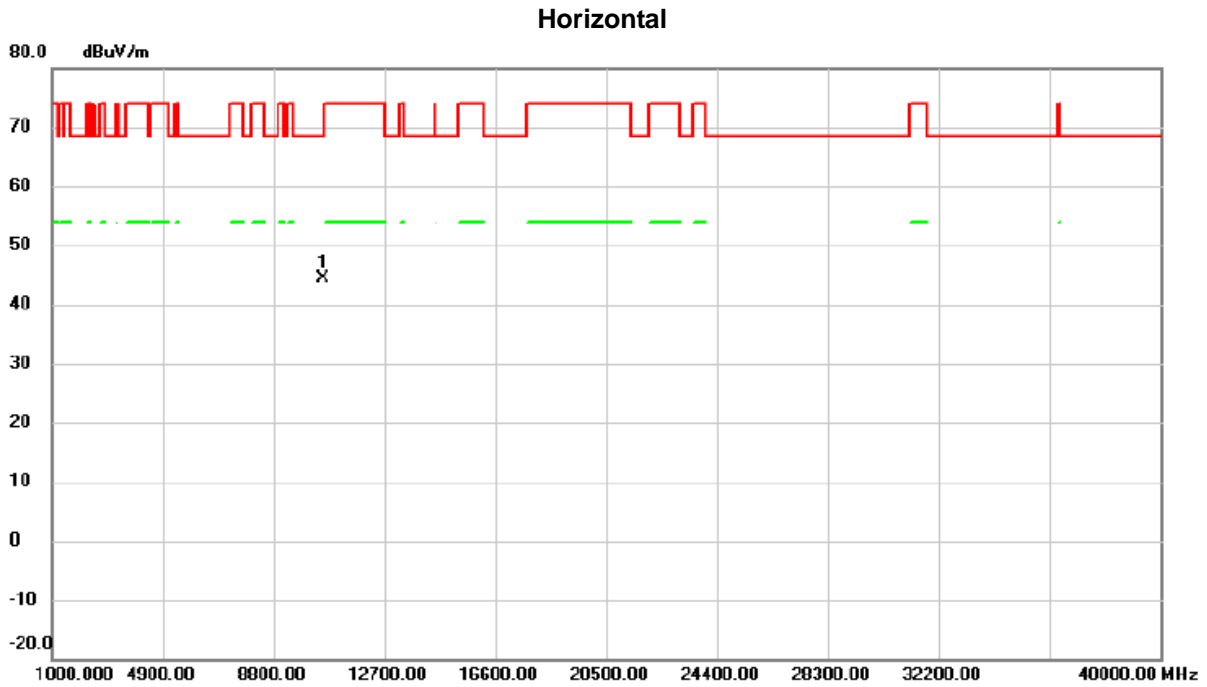


No.	Mk.	Freq.	Reading Level	Correct Factor	Measurement	Limit	Margin		
		MHz	dBuV	dB	dBuV/m	dBuV/m	dB	Detector	Comment
1		5160.600	23.28	37.83	61.11	68.30	-7.19	peak	
2		5160.600	8.80	37.83	46.63	68.30	-21.67	AVG	
3	*	5281.350	61.54	37.56	99.10	68.30	30.80	peak	
4	X	5281.350	52.11	37.56	89.67	68.30	21.37	AVG	

**REMARKS:**

- (1) Measurement Value = Reading Level + Correct Factor.
- (2) Margin Level = Measurement Value - Limit Value.

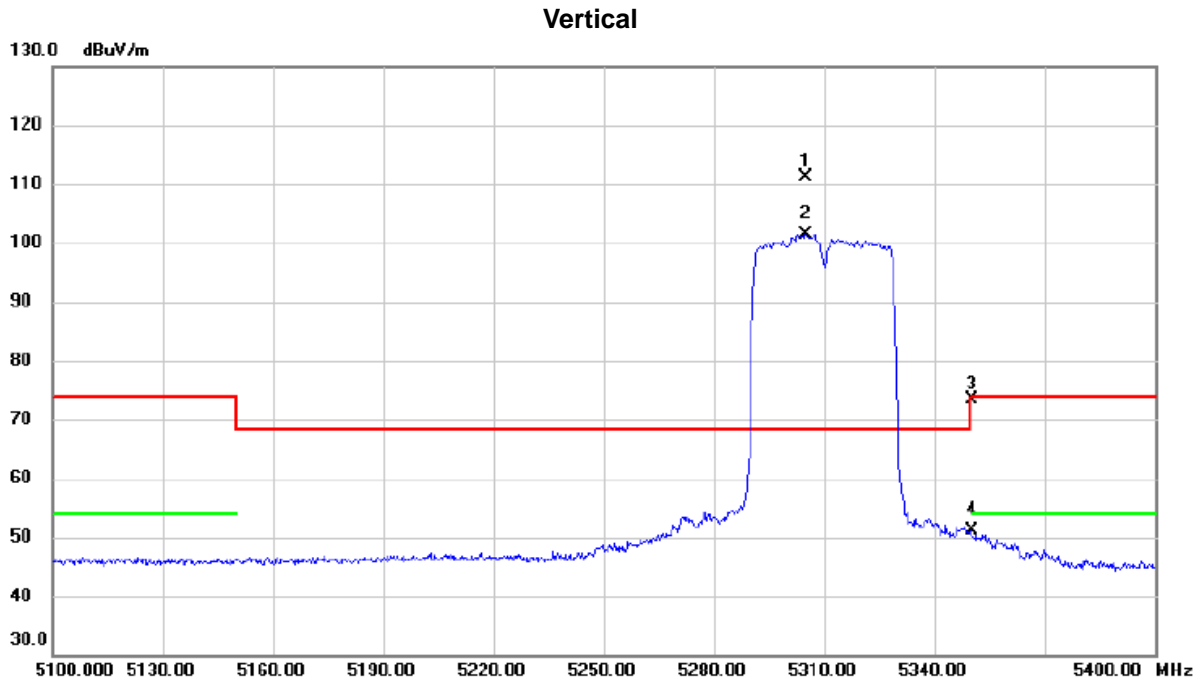
Orthogonal Axis	X
Test Mode	UNII-2A_TX AX (HE40) Mode 5270 MHz



No.	Mk.	Freq. MHz	Reading Level dBuV	Correct Factor dB	Measure- ment dBuV/m	Limit dBuV/m	Margin dB	Detector	Comment
1	*	10540.45	47.69	-3.21	44.48	68.30	-23.82	peak	

REMARKS:  
 (1) Measurement Value = Reading Level + Correct Factor.  
 (2) Margin Level = Measurement Value - Limit Value.

Orthogonal Axis	X
Test Mode	UNII-2A_TX AX (HE40) Mode 5310 MHz

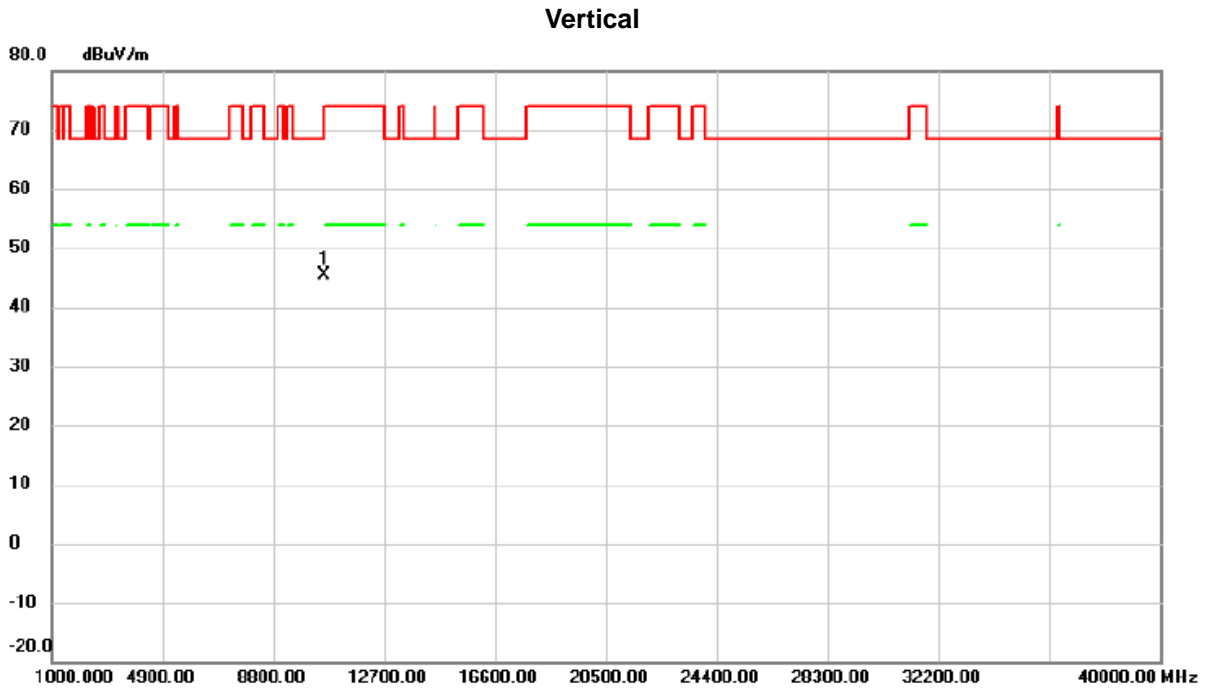


No.	Mk.	Freq. MHz	Reading Level dBuV	Correct Factor dB	Measure- ment dBuV/m	Limit dBuV/m	Margin dB	Detector	Comment
1	*	5305.050	73.60	37.56	111.16	68.30	42.86	peak	
2	X	5305.050	63.81	37.56	101.37	68.30	33.07	AVG	
3		5350.000	35.65	37.73	73.38	74.00	-0.62	peak	
4		5350.000	13.31	37.73	51.04	54.00	-2.96	AVG	

**REMARKS:**

- (1) Measurement Value = Reading Level + Correct Factor.
- (2) Margin Level = Measurement Value - Limit Value.

Orthogonal Axis	X
Test Mode	UNII-2A_TX AX (HE40) Mode 5310 MHz



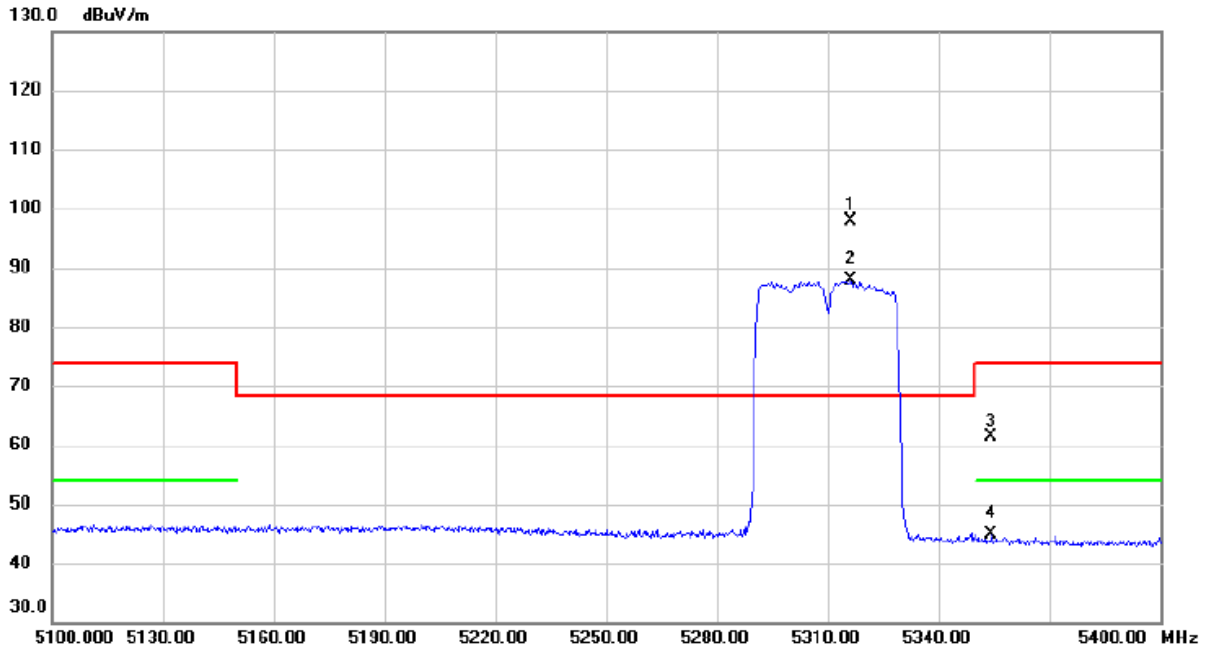
No.	Mk.	Freq.	Reading Level	Correct Factor	Measurement	Limit	Margin	Detector	Comment
		MHz	dBuV	dB	dBuV/m	dBuV/m	dB		
1	*	10617.80	48.40	-3.11	45.29	74.00	-28.71	peak	

**REMARKS:**

- (1) Measurement Value = Reading Level + Correct Factor.
- (2) Margin Level = Measurement Value - Limit Value.

Orthogonal Axis	X
Test Mode	UNII-2A_TX AX (HE40) Mode 5310 MHz

### Horizontal



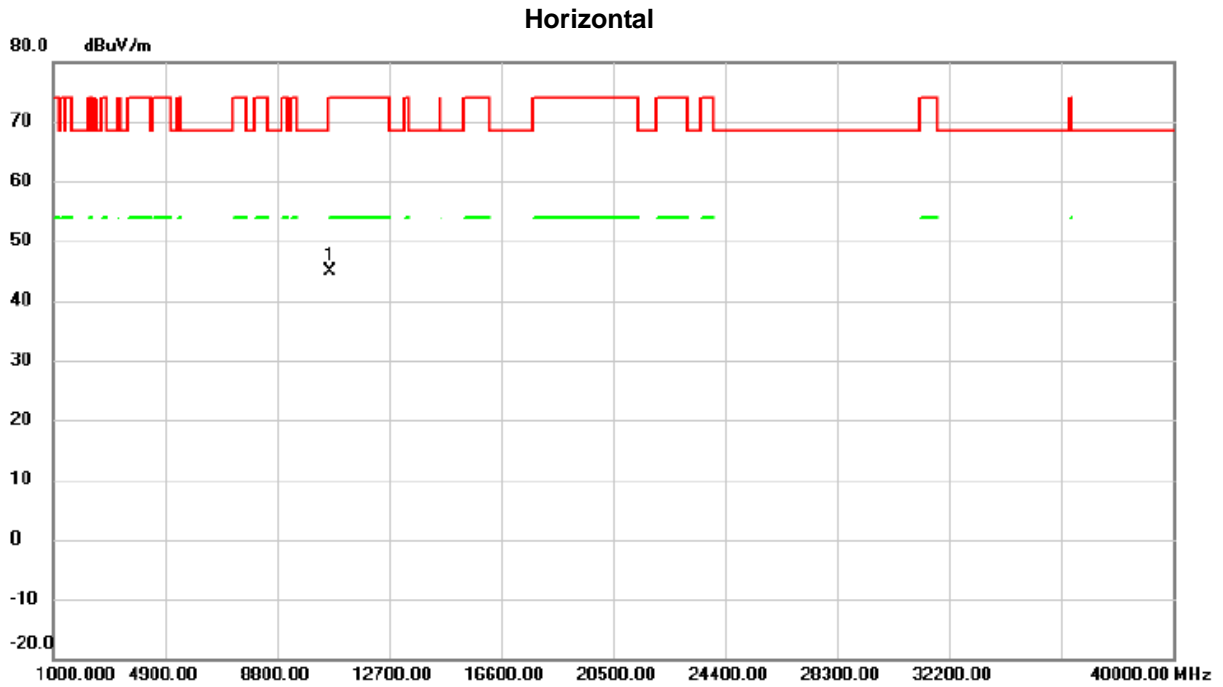
No.	Mk.	Freq.	Reading Level	Correct Factor	Measurement	Limit	Margin	Detector	Comment
		MHz	dBuV	dB	dBuV/m	dBuV/m	dB		
1	*	5316.300	60.38	37.60	97.98	68.30	29.68	peak	
2	X	5316.300	50.27	37.60	87.87	68.30	19.57	AVG	
3		5354.400	23.68	37.76	61.44	74.00	-12.56	peak	
4		5354.400	7.12	37.76	44.88	54.00	-9.12	AVG	

**REMARKS:**

- (1) Measurement Value = Reading Level + Correct Factor.
- (2) Margin Level = Measurement Value - Limit Value.



Orthogonal Axis	X
Test Mode	UNII-2A_TX AX (HE40) Mode 5310 MHz

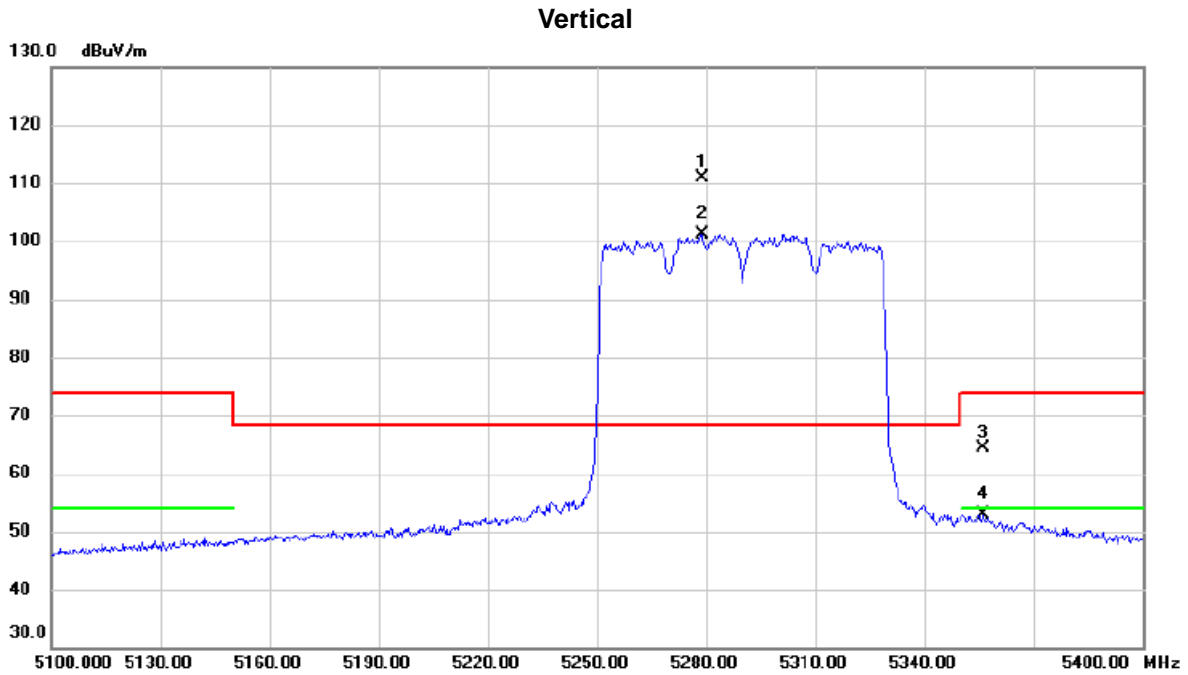


No.	Mk.	Freq.	Reading Level	Correct Factor	Measurement	Limit	Margin	Detector	Comment
		MHz	dBuV	dB	dBuV/m	dBuV/m	dB		
1	*	10621.67	47.93	-3.10	44.83	74.00	-29.17	peak	

**REMARKS:**

- (1) Measurement Value = Reading Level + Correct Factor.
- (2) Margin Level = Measurement Value - Limit Value.

Orthogonal Axis	X
Test Mode	UNII-2A_TX AC AX (HE80) Mode 5290 MHz

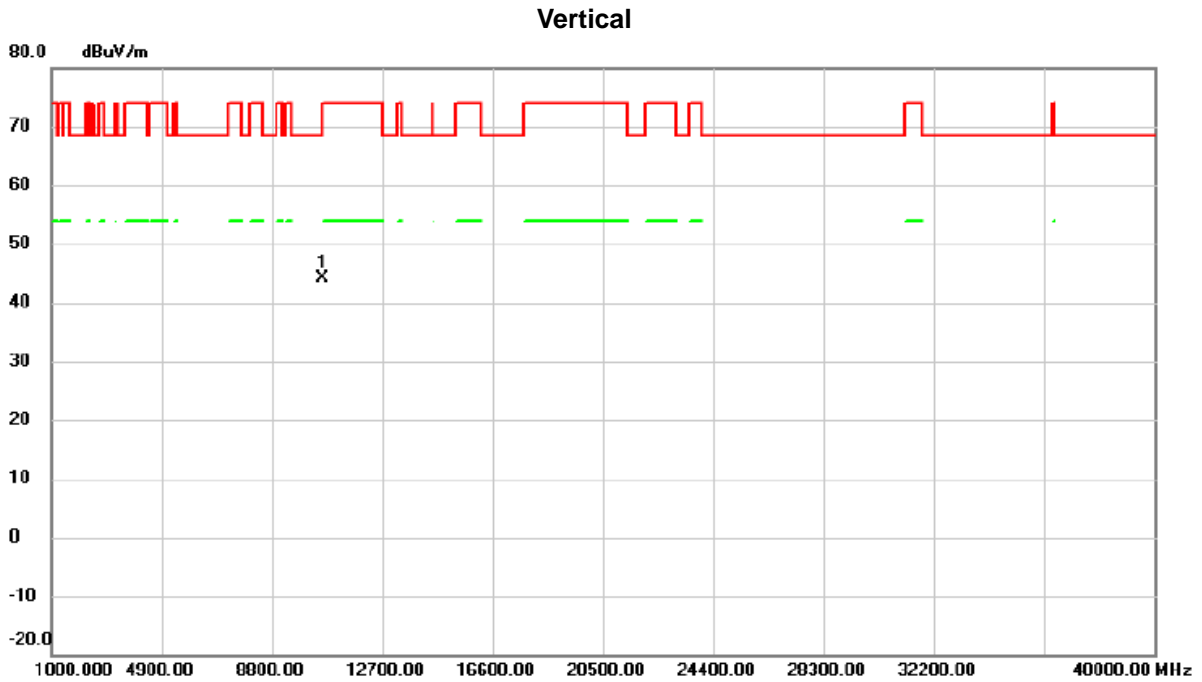


No.	Mk.	Freq. MHz	Reading Level dBuV	Correct Factor dB	Measure- ment dBuV/m	Limit dBuV/m	Margin dB	Detector	Comment
1	*	5278.800	73.27	37.56	110.83	68.30	42.53	peak	
2	X	5278.800	63.67	37.56	101.23	68.30	32.93	AVG	
3		5356.200	26.72	37.76	64.48	74.00	-9.52	peak	
4		5356.200	15.21	37.76	52.97	54.00	-1.03	AVG	

**REMARKS:**

- (1) Measurement Value = Reading Level + Correct Factor.
- (2) Margin Level = Measurement Value - Limit Value.

Orthogonal Axis	X
Test Mode	UNII-2A_TX AC AX (HE80) Mode 5290 MHz



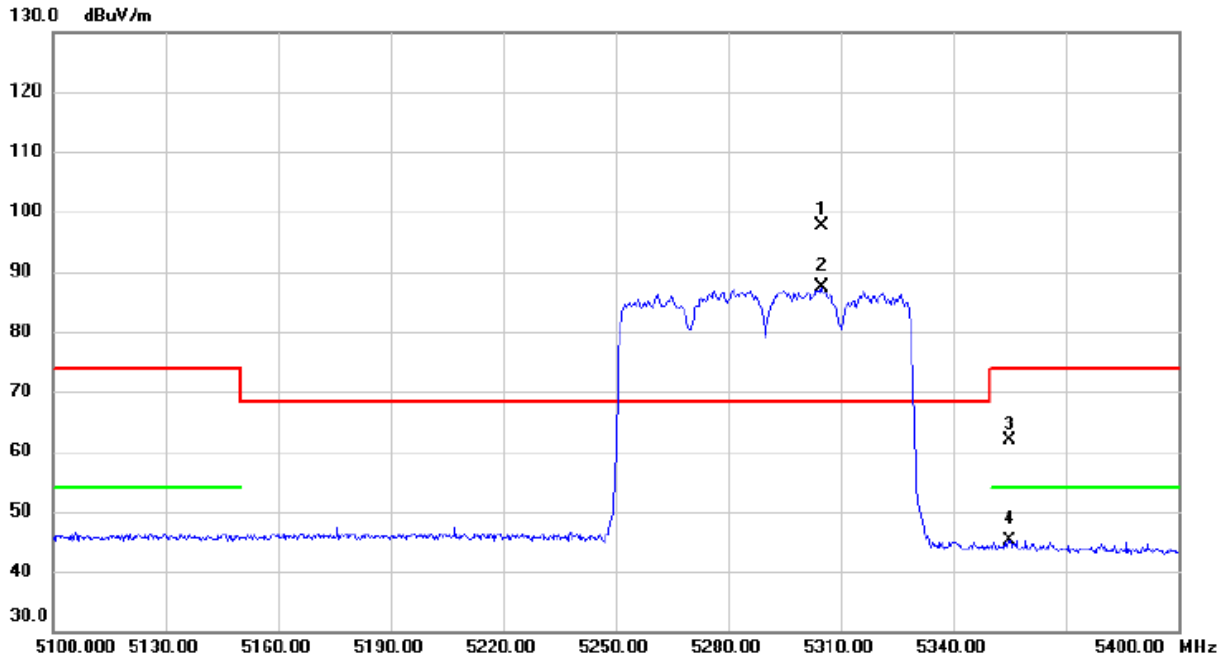
No.	Mk.	Freq.	Reading Level	Correct Factor	Measurement	Limit	Margin	Detector	Comment
		MHz	dBuV	dB	dBuV/m	dBuV/m	dB		
1	*	10582.19	47.19	-3.14	44.05	68.30	-24.25	peak	

REMARKS:

- (1) Measurement Value = Reading Level + Correct Factor.
- (2) Margin Level = Measurement Value - Limit Value.

Orthogonal Axis	X
Test Mode	UNII-2A_TX AC AX (HE80) Mode 5290 MHz

### Horizontal

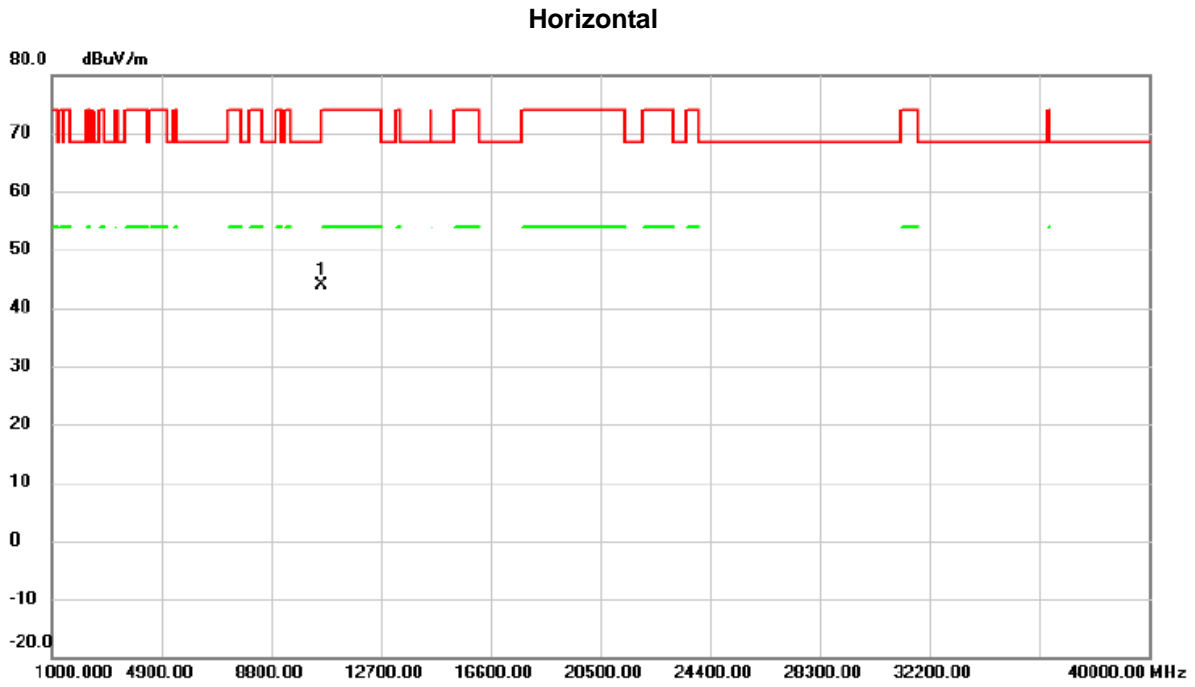


No.	Mk.	Freq. MHz	Reading Level dBuV	Correct Factor dB	Measure- ment dBuV/m	Limit dBuV/m	Margin dB	Detector	Comment
1	*	5305.050	59.98	37.56	97.54	68.30	29.24	peak	
2	X	5305.050	49.72	37.56	87.28	68.30	18.98	AVG	
3		5355.000	24.18	37.76	61.94	74.00	-12.06	peak	
4		5355.000	7.38	37.76	45.14	54.00	-8.86	AVG	

**REMARKS:**

- (1) Measurement Value = Reading Level + Correct Factor.
- (2) Margin Level = Measurement Value - Limit Value.

Orthogonal Axis	X
Test Mode	UNII-2A_TX AC AX (HE80) Mode 5290 MHz

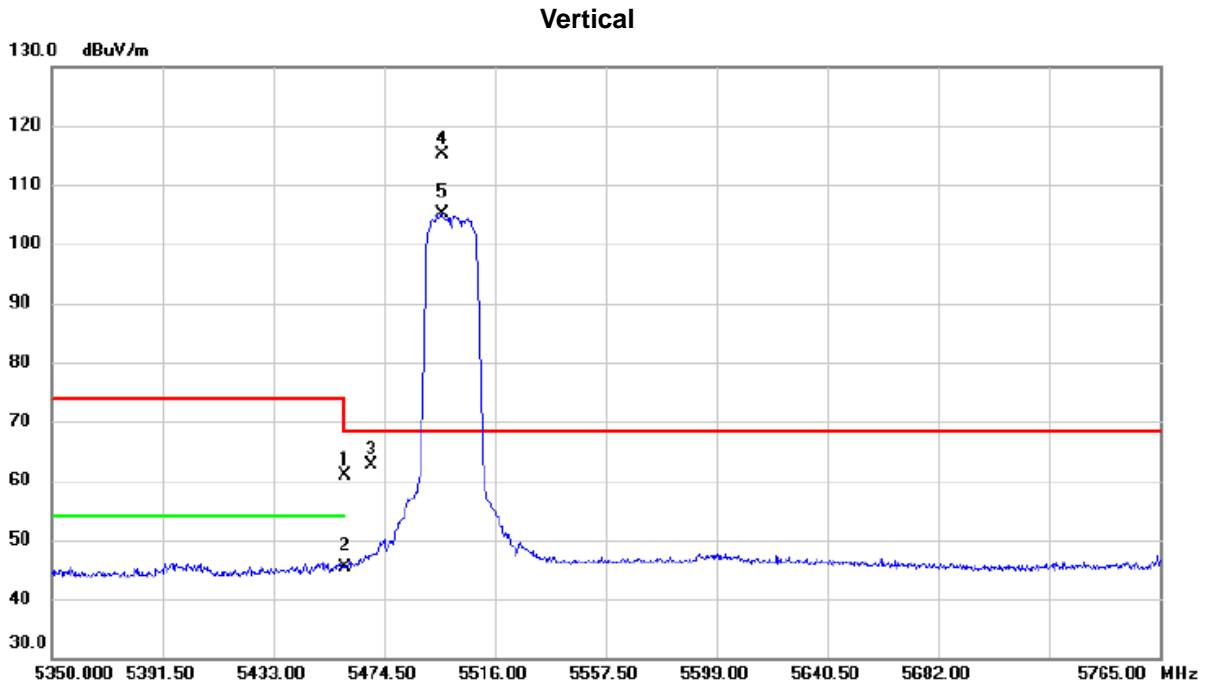


No.	Mk.	Freq.	Reading Level	Correct Factor	Measurement	Limit	Margin	Detector	Comment
		MHz	dBuV	dB	dBuV/m	dBuV/m	dB		
1	*	10578.26	47.05	-3.15	43.90	68.30	-24.40	peak	

**REMARKS:**

- (1) Measurement Value = Reading Level + Correct Factor.
- (2) Margin Level = Measurement Value - Limit Value.

Orthogonal Axis	X
Test Mode	UNII-2C_TX AX (HE20) Mode 5500 MHz

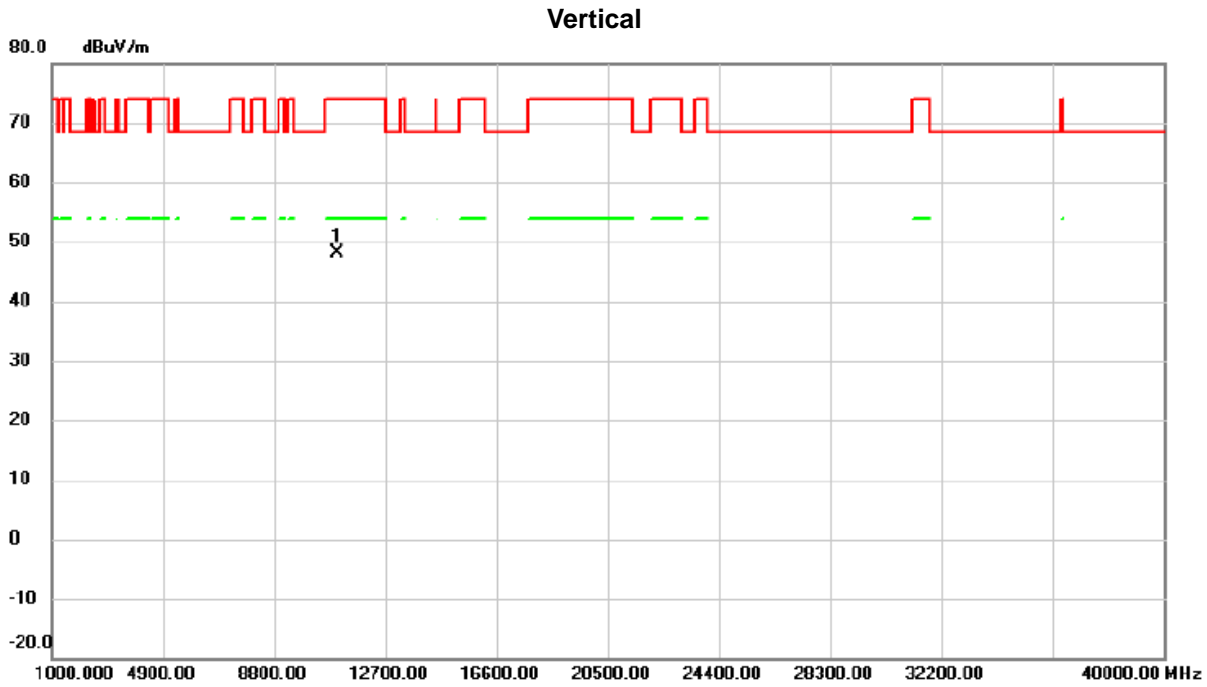


No.	Mk.	Freq. MHz	Reading Level dBuV	Correct Factor dB	Measure- ment dBuV/m	Limit dBuV/m	Margin dB	Detector	Comment
1		5460.000	22.69	38.12	60.81	74.00	-13.19	peak	
2		5460.000	7.15	38.12	45.27	54.00	-8.73	AVG	
3		5470.000	24.53	38.15	62.68	68.30	-5.62	peak	
4	*	5496.288	76.83	38.23	115.06	68.30	46.76	peak	
5	X	5496.288	66.86	38.23	105.09	68.30	36.79	AVG	

**REMARKS:**

- (1) Measurement Value = Reading Level + Correct Factor.
- (2) Margin Level = Measurement Value - Limit Value.

Orthogonal Axis	X
Test Mode	UNII-2C_TX AX (HE20) Mode 5500 MHz

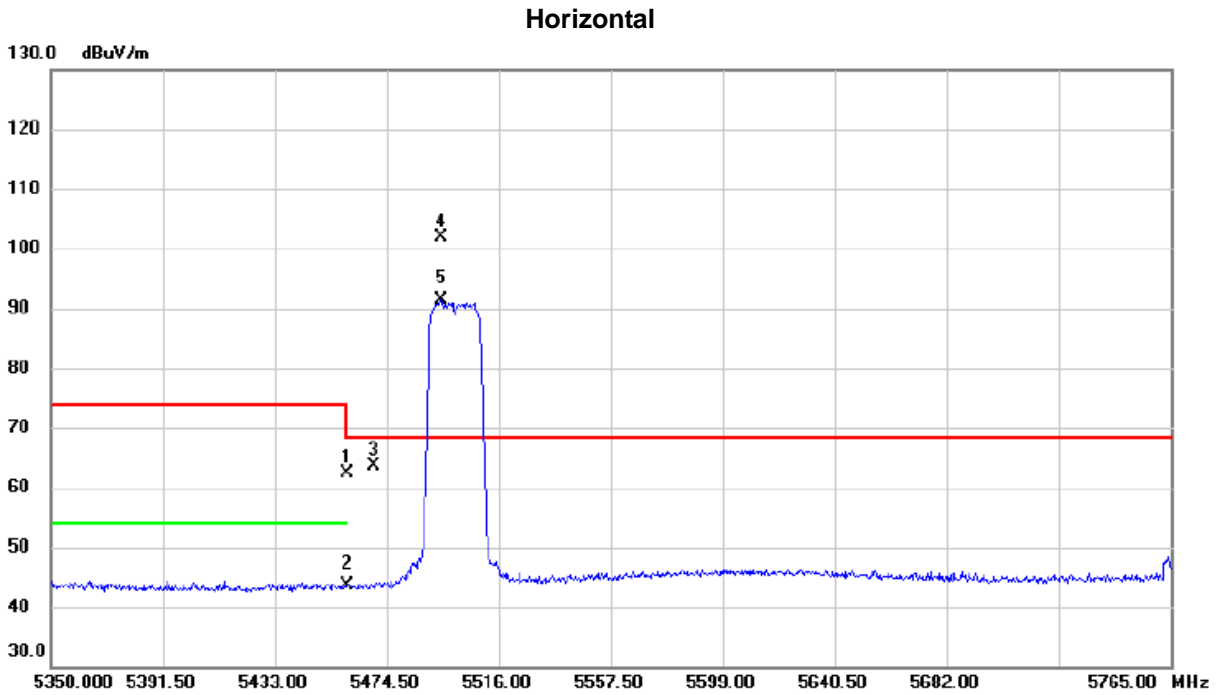


No.	Mk.	Freq.	Reading Level	Correct Factor	Measurement	Limit	Margin	Detector	Comment
		MHz	dBuV	dB	dBuV/m	dBuV/m	dB		
1	*	10998.04	50.58	-2.46	48.12	74.00	-25.88	peak	

**REMARKS:**

- (1) Measurement Value = Reading Level + Correct Factor.
- (2) Margin Level = Measurement Value - Limit Value.

Orthogonal Axis	X
Test Mode	UNII-2C_TX AX (HE20) Mode 5500 MHz



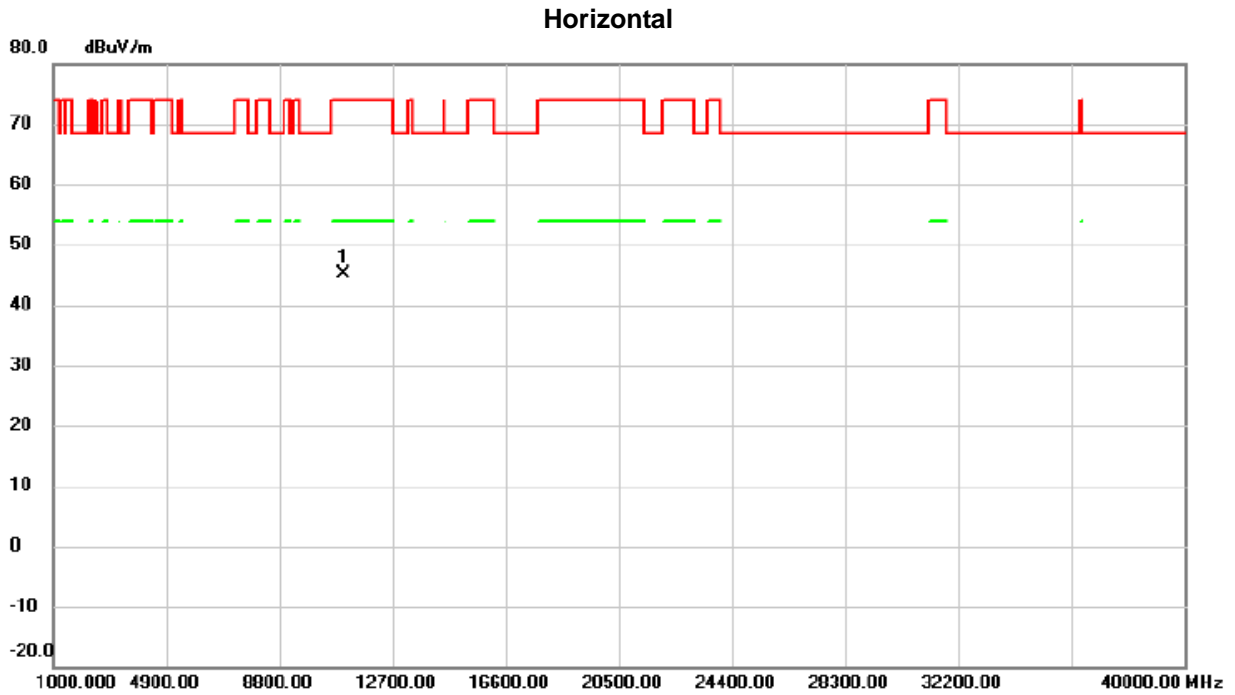
No.	Mk.	Freq. MHz	Reading Level dBuV	Correct Factor dB	Measure- ment dBuV/m	Limit dBuV/m	Margin dB	Detector	Comment
1		5460.000	24.16	38.12	62.28	74.00	-11.72	peak	
2		5460.000	5.44	38.12	43.56	54.00	-10.44	AVG	
3		5470.000	25.53	38.15	63.68	68.30	-4.62	peak	
4	*	5494.835	63.57	38.23	101.80	68.30	33.50	peak	
5	X	5494.835	53.17	38.23	91.40	68.30	23.10	AVG	

**REMARKS:**

- (1) Measurement Value = Reading Level + Correct Factor.
- (2) Margin Level = Measurement Value - Limit Value.



Orthogonal Axis	X
Test Mode	UNII-2C_TX AX (HE20) Mode 5500 MHz

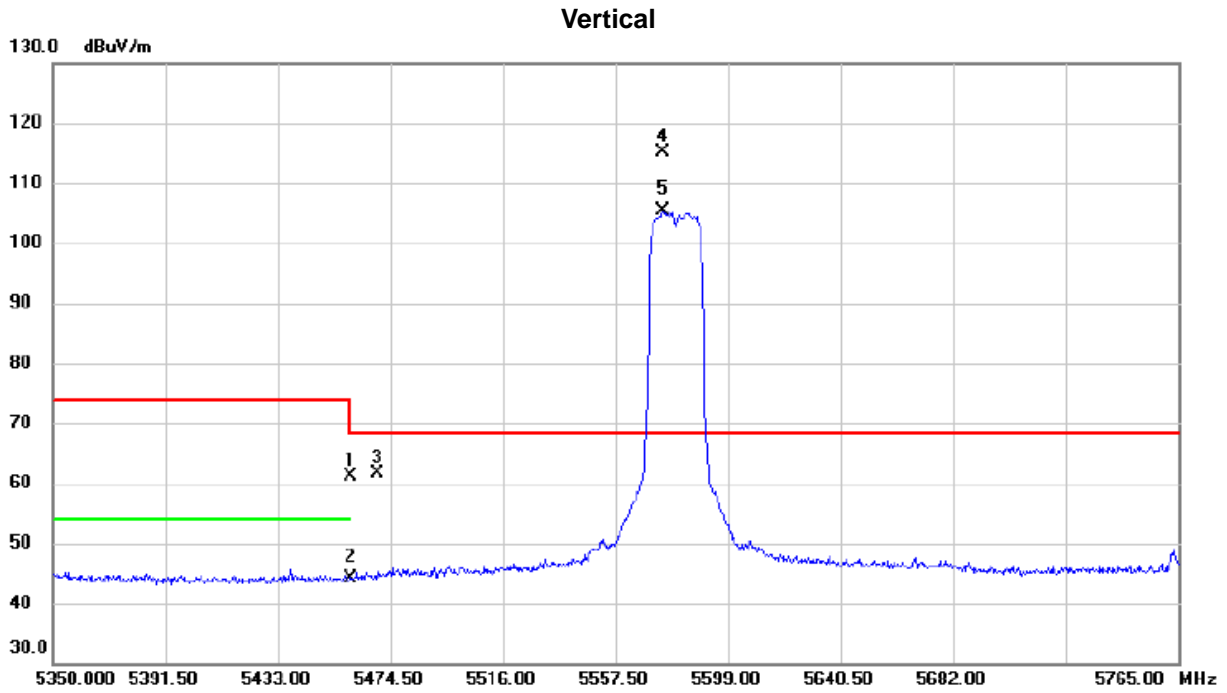


No.	Mk.	Freq. MHz	Reading Level dBuV	Correct Factor dB	Measure- ment dBuV/m	Limit dBuV/m	Margin dB	Detector	Comment
1	*	10998.52	47.66	-2.46	45.20	74.00	-28.80	peak	

REMARKS:

- (1) Measurement Value = Reading Level + Correct Factor.
- (2) Margin Level = Measurement Value - Limit Value.

Orthogonal Axis	X
Test Mode	UNII-2C_TX AX (HE20) Mode 5580 MHz

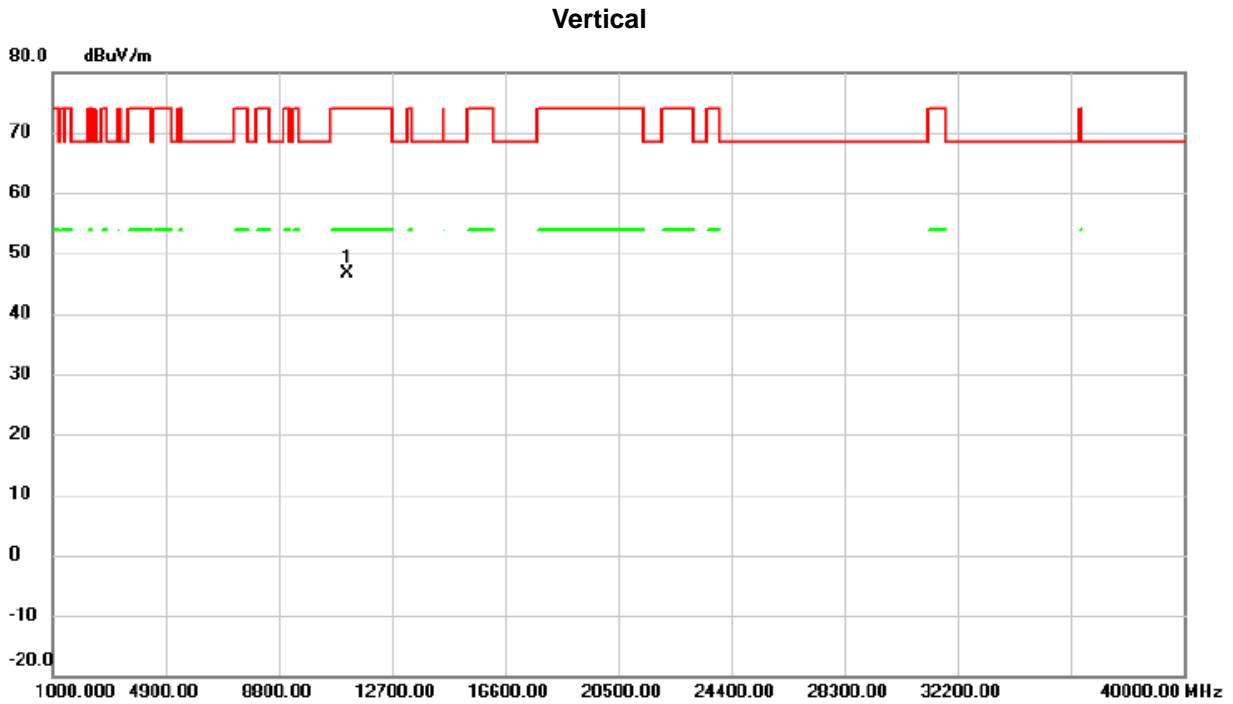


No.	Mk.	Freq. MHz	Reading Level dBuV	Correct Factor dB	Measure- ment dBuV/m	Limit dBuV/m	Margin dB	Detector	Comment
1		5460.000	22.98	38.12	61.10	74.00	-12.90	peak	
2		5460.000	6.13	38.12	44.25	54.00	-9.75	AVG	
3		5470.000	23.45	38.15	61.60	68.30	-6.70	peak	
4	*	5574.930	76.75	38.32	115.07	68.30	46.77	peak	
5	X	5574.930	67.16	38.32	105.48	68.30	37.18	AVG	

**REMARKS:**

- (1) Measurement Value = Reading Level + Correct Factor.
- (2) Margin Level = Measurement Value - Limit Value.

Orthogonal Axis	X
Test Mode	UNII-2C_TX AX (HE20) Mode 5580 MHz

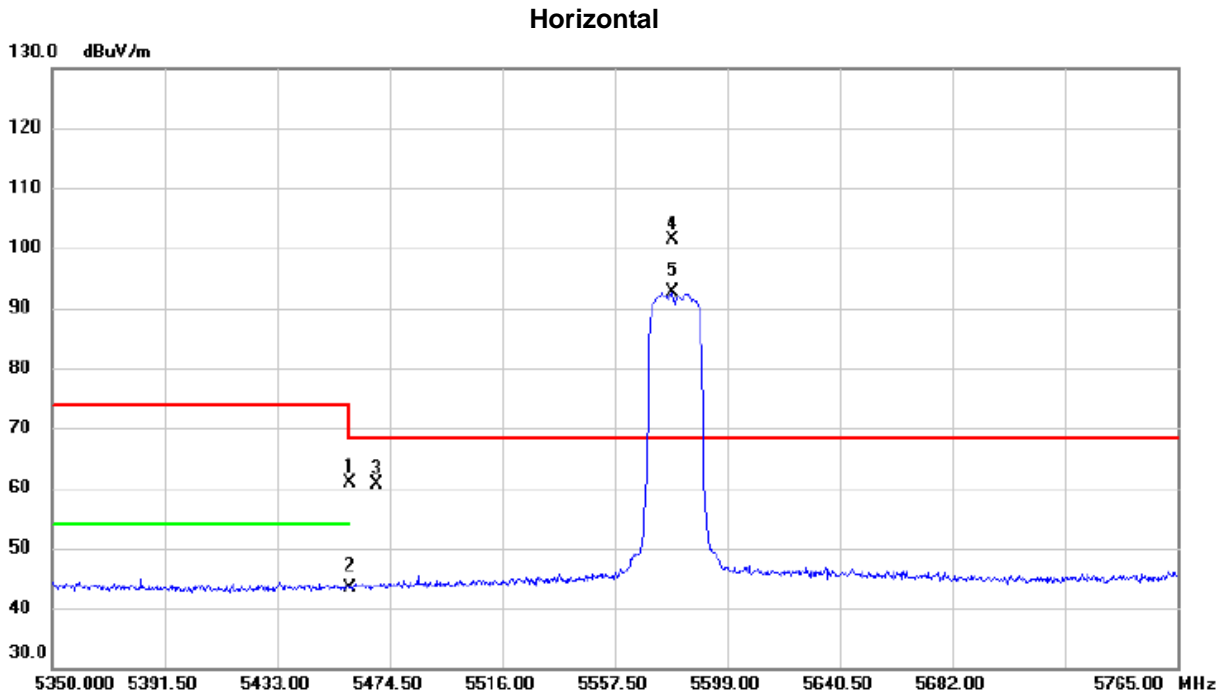


No.	Mk.	Freq. MHz	Reading Level dBuV	Correct Factor dB	Measure- ment dBuV/m	Limit dBuV/m	Margin dB	Detector	Comment
1	*	11157.81	49.40	-2.71	46.69	74.00	-27.31	peak	

REMARKS:

- (1) Measurement Value = Reading Level + Correct Factor.
- (2) Margin Level = Measurement Value - Limit Value.

Orthogonal Axis	X
Test Mode	UNII-2C_TX AX (HE20) Mode 5580 MHz

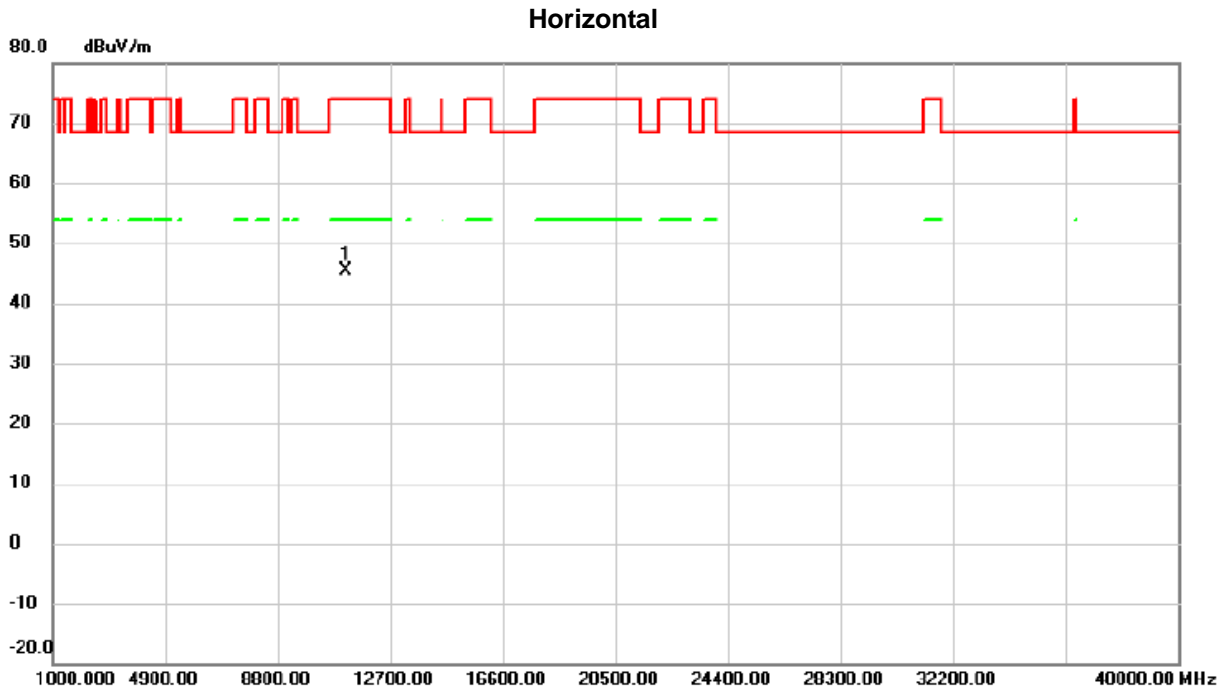


No.	Mk.	Freq.	Reading Level	Correct Factor	Measurement	Limit	Margin	Detector	Comment
		MHz	dBuV	dB	dBuV/m	dBuV/m	dB		
1		5460.000	22.76	38.12	60.88	74.00	-13.12	peak	
2		5460.000	5.29	38.12	43.41	54.00	-10.59	AVG	
3		5470.000	22.37	38.15	60.52	68.30	-7.78	peak	
4	*	5578.873	63.01	38.32	101.33	68.30	33.03	peak	
5	X	5578.873	54.26	38.32	92.58	68.30	24.28	AVG	

**REMARKS:**

- (1) Measurement Value = Reading Level + Correct Factor.
- (2) Margin Level = Measurement Value - Limit Value.

Orthogonal Axis	X
Test Mode	UNII-2C_TX AX (HE20) Mode 5580 MHz

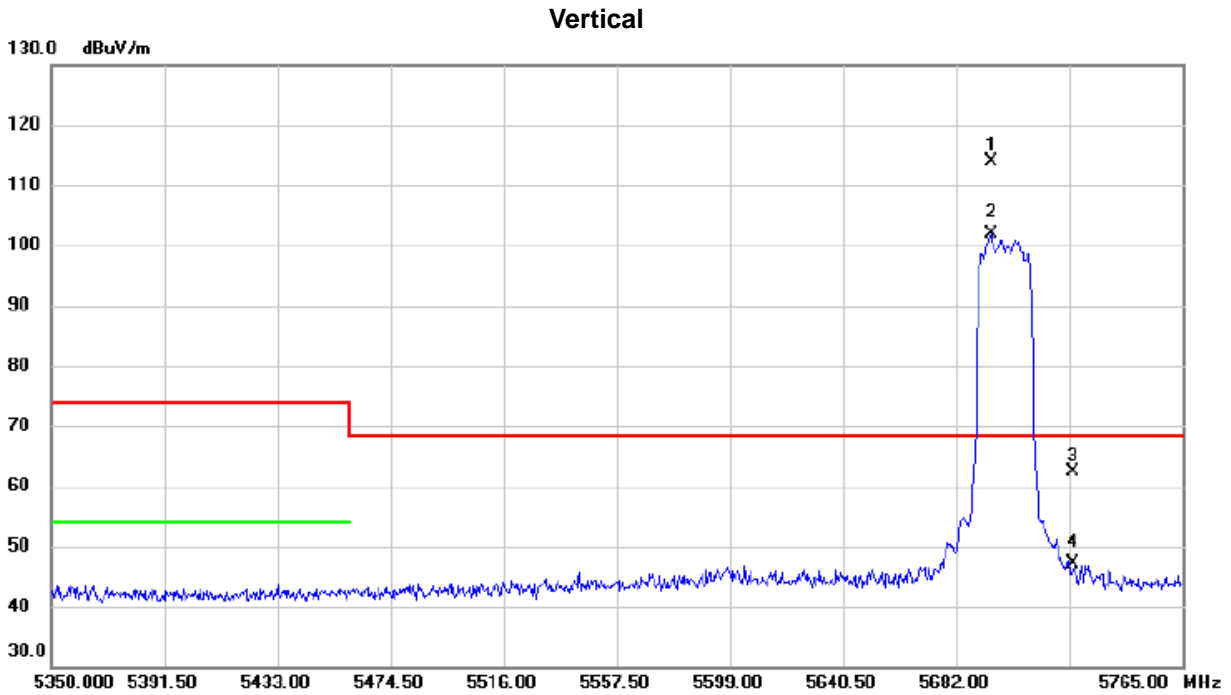


No.	Mk.	Freq.	Reading Level	Correct Factor	Measurement	Limit	Margin	Detector	Comment
		MHz	dBuV	dB	dBuV/m	dBuV/m	dB		
1	*	11157.93	48.09	-2.71	45.38	74.00	-28.62	peak	

**REMARKS:**

- (1) Measurement Value = Reading Level + Correct Factor.
- (2) Margin Level = Measurement Value - Limit Value.

Orthogonal Axis	X
Test Mode	UNII-2C_TX AX (HE20) Mode 5700 MHz

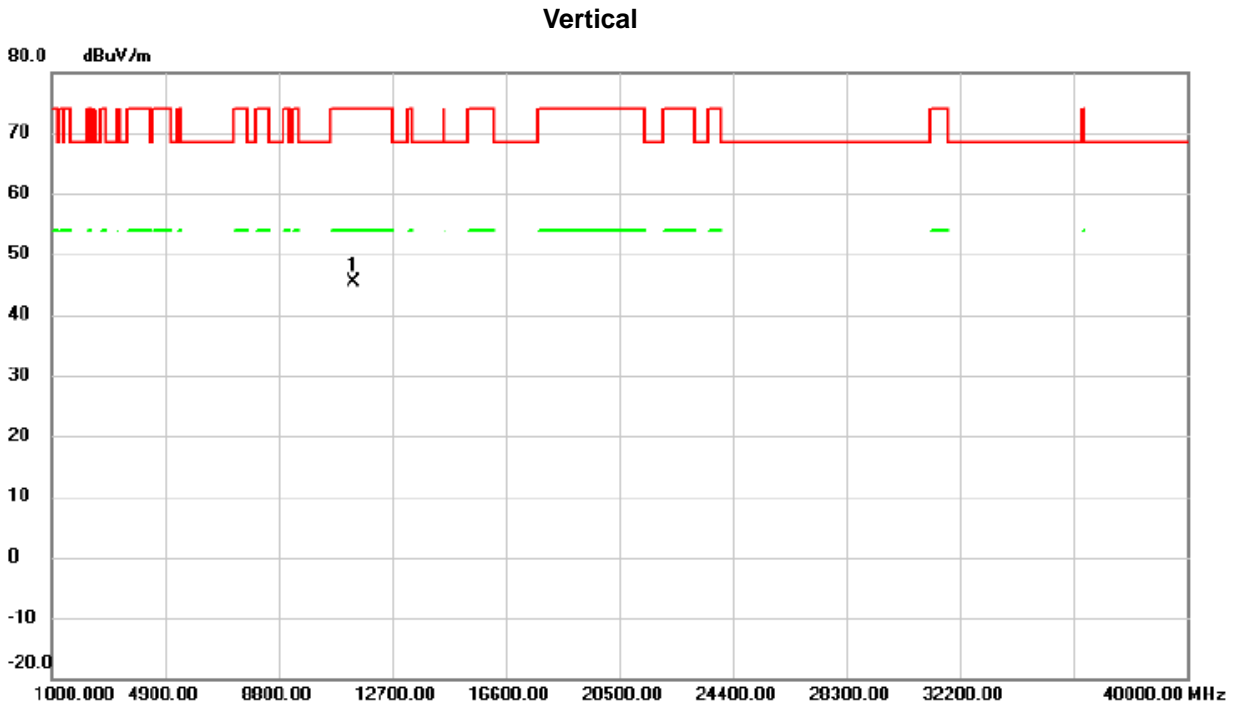


No.	Mk.	Freq. MHz	Reading Level dBuV	Correct Factor dB	Measure- ment dBuV/m	Limit dBuV/m	Margin dB	Detector	Comment
1	*	5694.865	75.44	38.40	113.84	68.30	45.54	peak	
2	X	5694.865	63.37	38.40	101.77	68.30	33.47	AVG	
3		5725.000	23.77	38.50	62.27	68.30	-6.03	peak	
4		5725.000	8.65	38.50	47.15	68.30	-21.15	AVG	

**REMARKS:**

- (1) Measurement Value = Reading Level + Correct Factor.
- (2) Margin Level = Measurement Value - Limit Value.

Orthogonal Axis	X
Test Mode	UNII-2C_TX AX (HE20) Mode 5700 MHz

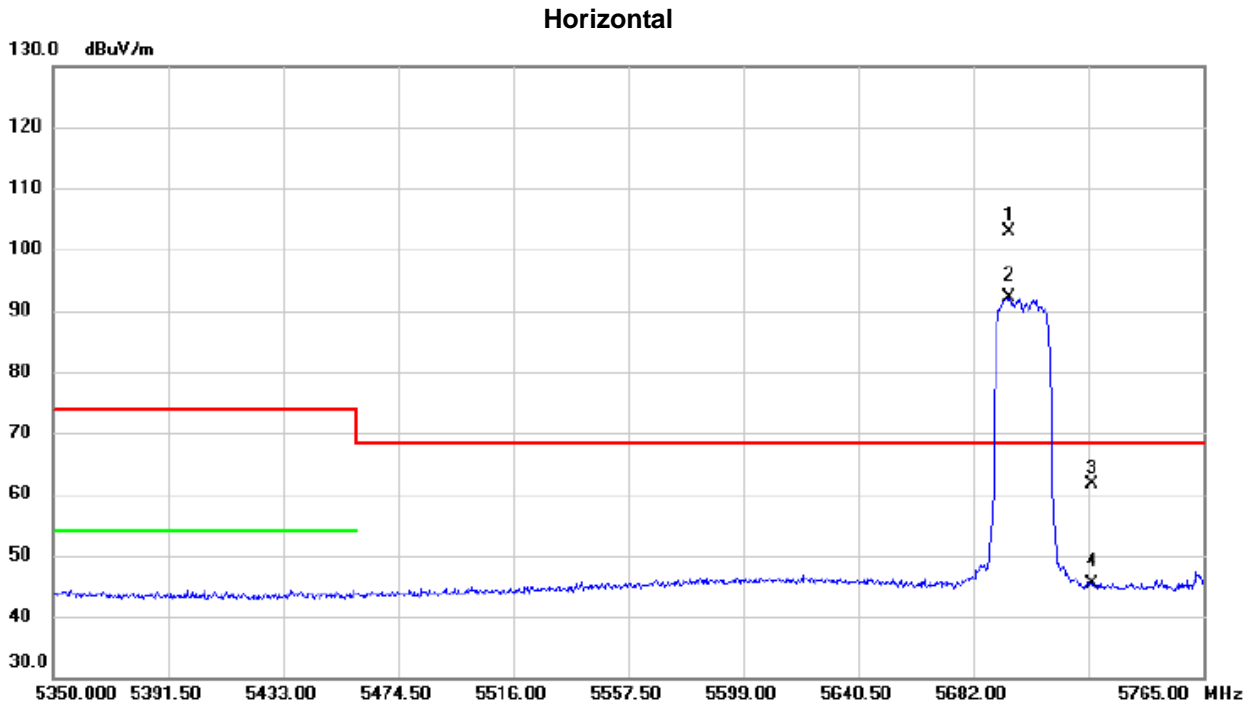


No.	Mk.	Freq. MHz	Reading Level dBuV	Correct Factor dB	Measure- ment dBuV/m	Limit dBuV/m	Margin dB	Detector	Comment
1	*	11398.19	47.98	-2.55	45.43	74.00	-28.57	peak	

**REMARKS:**

- (1) Measurement Value = Reading Level + Correct Factor.
- (2) Margin Level = Measurement Value - Limit Value.

Orthogonal Axis	X
Test Mode	UNII-2C_TX AX (HE20) Mode 5700 MHz



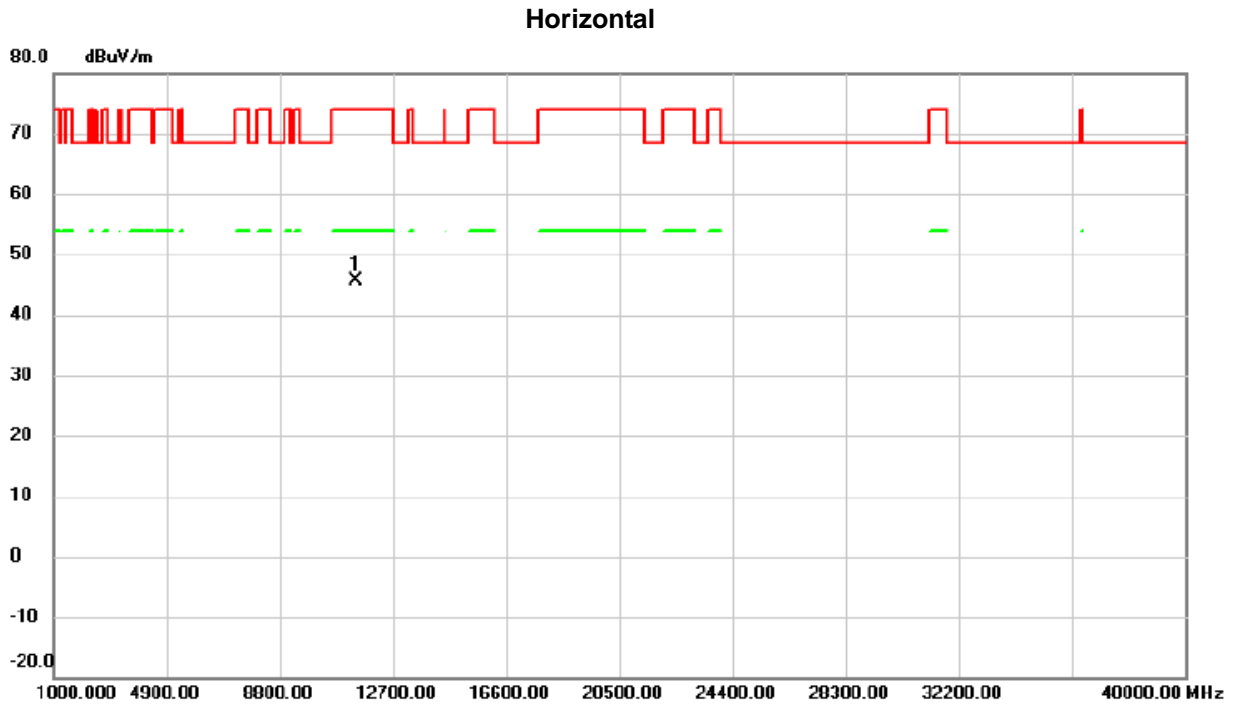
No.	Mk.	Freq. MHz	Reading Level dBuV	Correct Factor dB	Measure- ment dBuV/m	Limit dBuV/m	Margin dB	Detector	Comment
1	*	5694.865	64.48	38.40	102.88	68.30	34.58	peak	
2	X	5694.865	53.85	38.40	92.25	68.30	23.95	AVG	
3		5725.000	23.15	38.50	61.65	68.30	-6.65	peak	
4		5725.000	6.79	38.50	45.29	68.30	-23.01	AVG	

**REMARKS:**

- (1) Measurement Value = Reading Level + Correct Factor.
- (2) Margin Level = Measurement Value - Limit Value.



Orthogonal Axis	X
Test Mode	UNII-2C_TX AX (HE20) Mode 5700 MHz

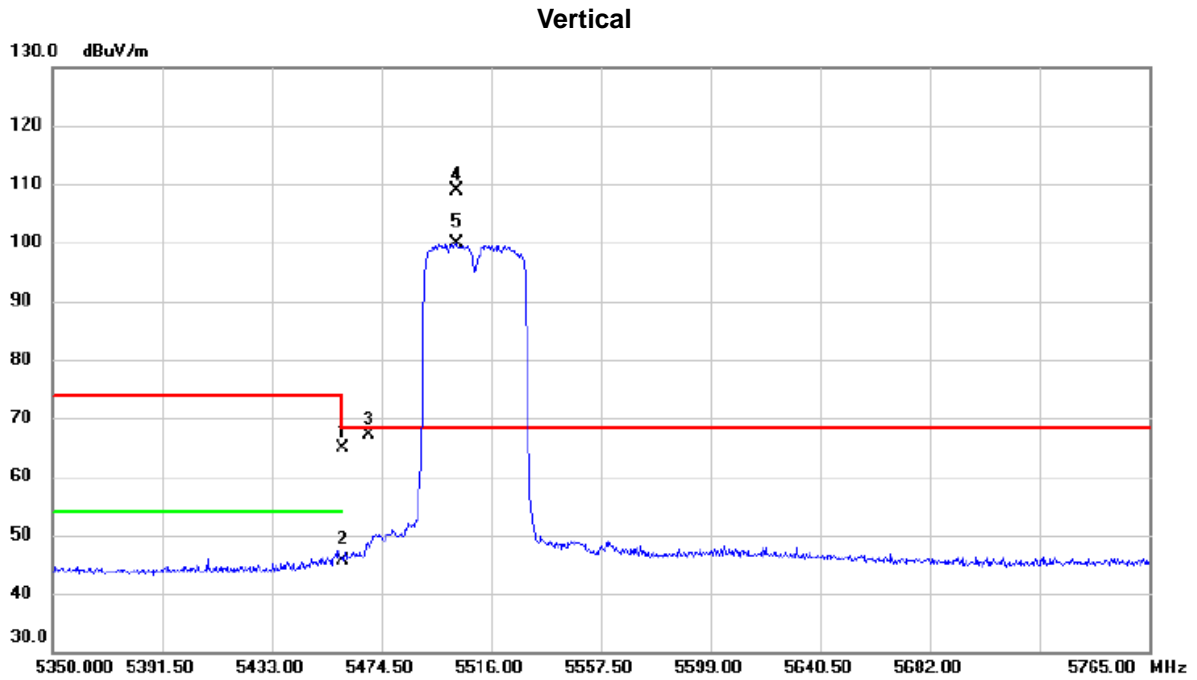


No.	Mk.	Freq. MHz	Reading Level dBuV	Correct Factor dB	Measure- ment dBuV/m	Limit dBuV/m	Margin dB	Detector	Comment
1	*	11401.06	48.07	-2.55	45.52	74.00	-28.48	peak	

**REMARKS:**

- (1) Measurement Value = Reading Level + Correct Factor.
- (2) Margin Level = Measurement Value - Limit Value.

Orthogonal Axis	X
Test Mode	UNII-2C_TX AX (HE40) Mode 5510 MHz

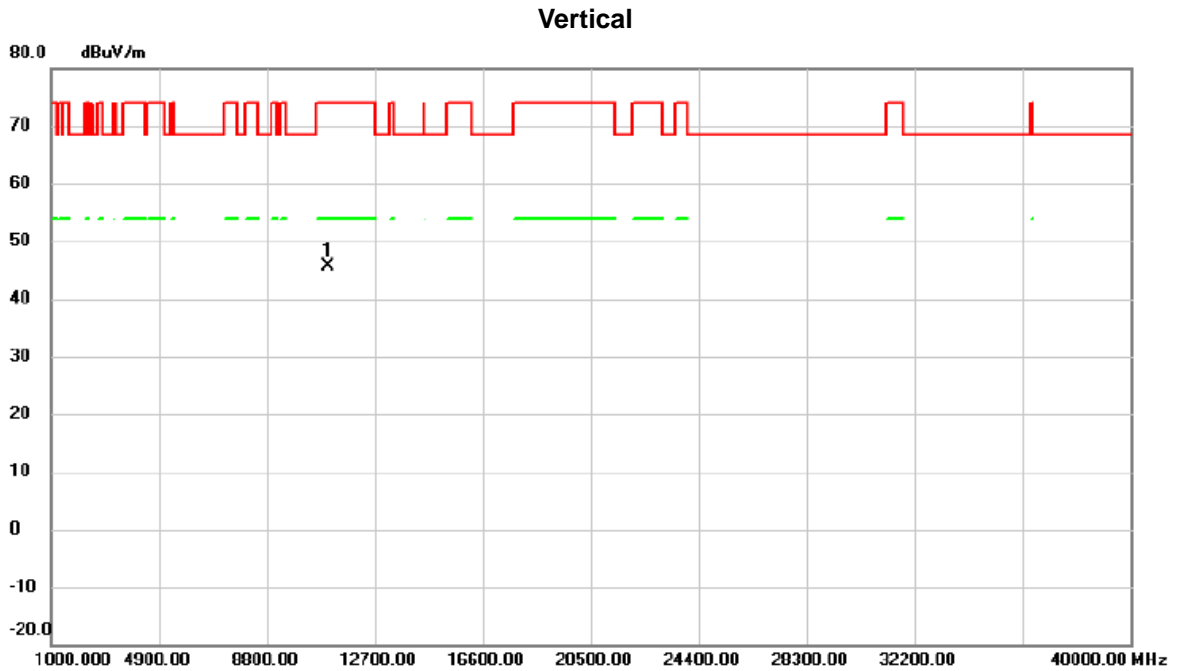


No.	Mk.	Freq. MHz	Reading Level dBuV	Correct Factor dB	Measure- ment dBuV/m	Limit dBuV/m	Margin dB	Detector	Comment
1		5460.000	26.71	38.12	64.83	74.00	-9.17	peak	
2		5460.000	7.55	38.12	45.67	54.00	-8.33	AVG	
3		5470.000	29.03	38.15	67.18	68.30	-1.12	peak	
4	*	5502.927	70.54	38.24	108.78	68.30	40.48	peak	
5	X	5502.927	61.53	38.24	99.77	68.30	31.47	AVG	

**REMARKS:**

- (1) Measurement Value = Reading Level + Correct Factor.
- (2) Margin Level = Measurement Value - Limit Value.

Orthogonal Axis	X
Test Mode	UNII-2C_TX AX (HE40) Mode 5510 MHz

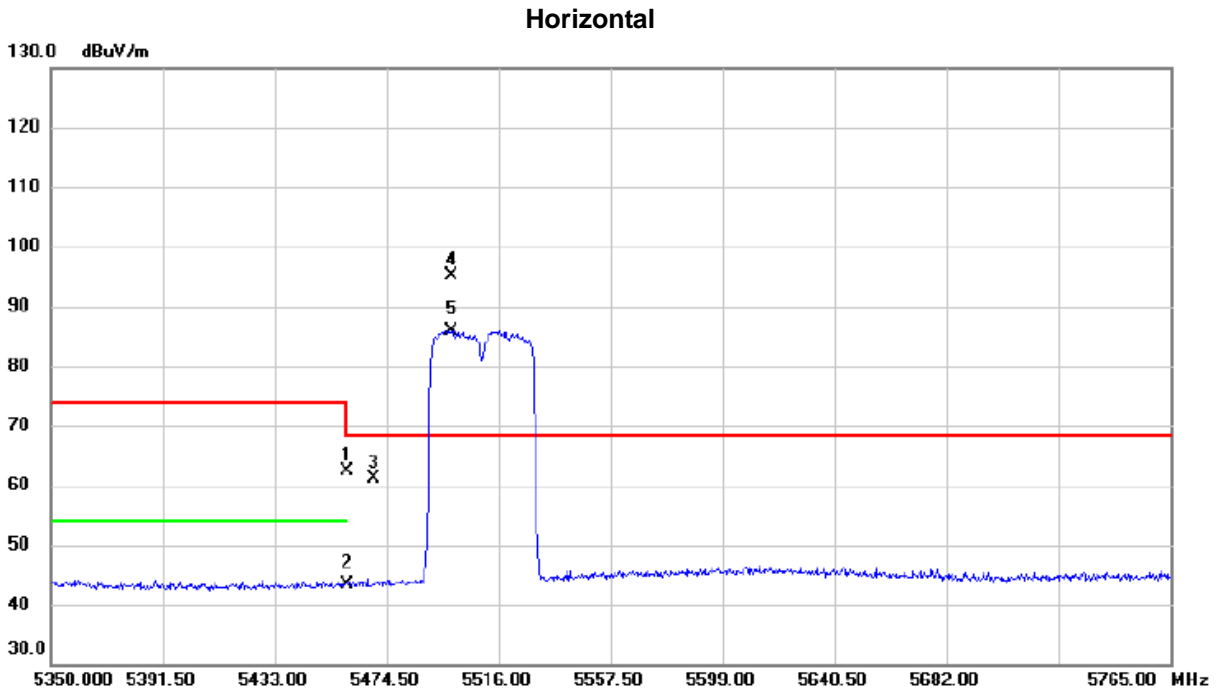


No.	Mk.	Freq.	Reading Level	Correct Factor	Measurement	Limit	Margin	Detector	Comment
		MHz	dBuV	dB	dBuV/m	dBuV/m	dB		
1	*	11021.56	48.09	-2.49	45.60	74.00	-28.40	peak	

**REMARKS:**

- (1) Measurement Value = Reading Level + Correct Factor.
- (2) Margin Level = Measurement Value - Limit Value.

Orthogonal Axis	X
Test Mode	UNII-2C_TX AX (HE40) Mode 5510 MHz

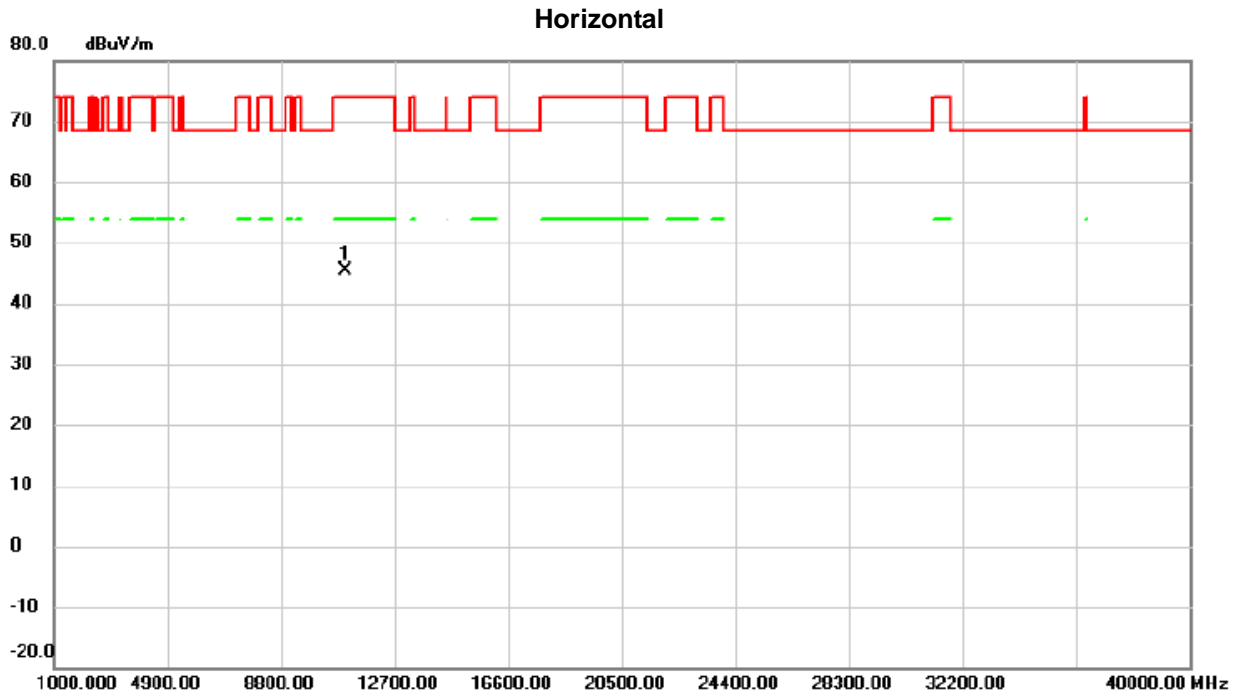


No.	Mk.	Freq. MHz	Reading Level dBuV	Correct Factor dB	Measure- ment dBuV/m	Limit dBuV/m	Margin dB	Detector	Comment
1		5460.000	24.16	38.12	62.28	74.00	-11.72	peak	
2		5460.000	5.30	38.12	43.42	54.00	-10.58	AVG	
3		5470.000	22.94	38.15	61.09	68.30	-7.21	peak	
4	*	5498.778	56.88	38.24	95.12	68.30	26.82	peak	
5	X	5498.778	47.65	38.24	85.89	68.30	17.59	AVG	

**REMARKS:**

- (1) Measurement Value = Reading Level + Correct Factor.
- (2) Margin Level = Measurement Value - Limit Value.

Orthogonal Axis	X
Test Mode	UNII-2C_TX AX (HE40) Mode 5510 MHz

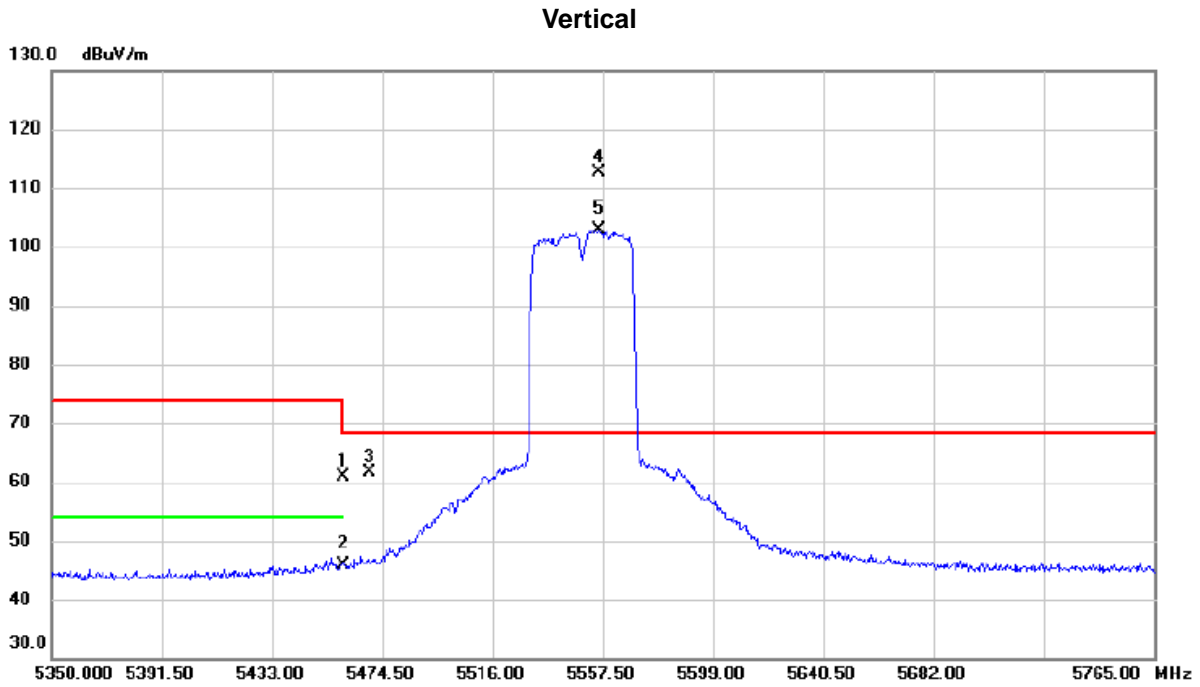


No.	Mk.	Freq.	Reading Level	Correct Factor	Measurement	Limit	Margin	Detector	Comment
		MHz	dBuV	dB	dBuV/m	dBuV/m	dB		
1	*	11021.57	47.87	-2.49	45.38	74.00	-28.62	peak	

**REMARKS:**

- (1) Measurement Value = Reading Level + Correct Factor.
- (2) Margin Level = Measurement Value - Limit Value.

Orthogonal Axis	X
Test Mode	UNII-2C_TX AX (HE40) Mode 5550 MHz



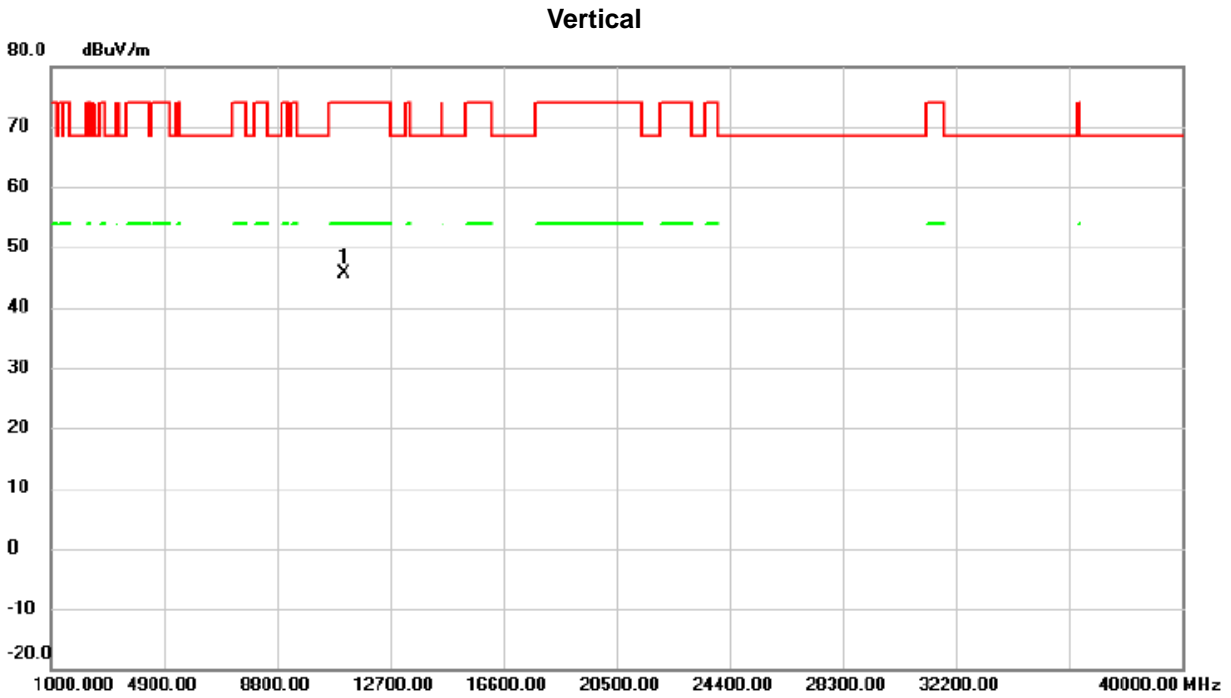
No.	Mk.	Freq.	Reading Level	Correct Factor	Measurement	Limit	Margin	Detector	Comment
		MHz	dBuV	dB	dBuV/m	dBuV/m	dB		
1		5460.000	22.70	38.12	60.82	74.00	-13.18	peak	
2		5460.000	7.88	38.12	46.00	54.00	-8.00	AVG	
3		5470.000	23.53	38.15	61.68	68.30	-6.62	peak	
4	*	5556.255	74.23	38.30	112.53	68.30	44.23	peak	
5	X	5556.255	64.46	38.30	102.76	68.30	34.46	AVG	

**REMARKS:**

(1) Measurement Value = Reading Level + Correct Factor.

(2) Margin Level = Measurement Value - Limit Value.

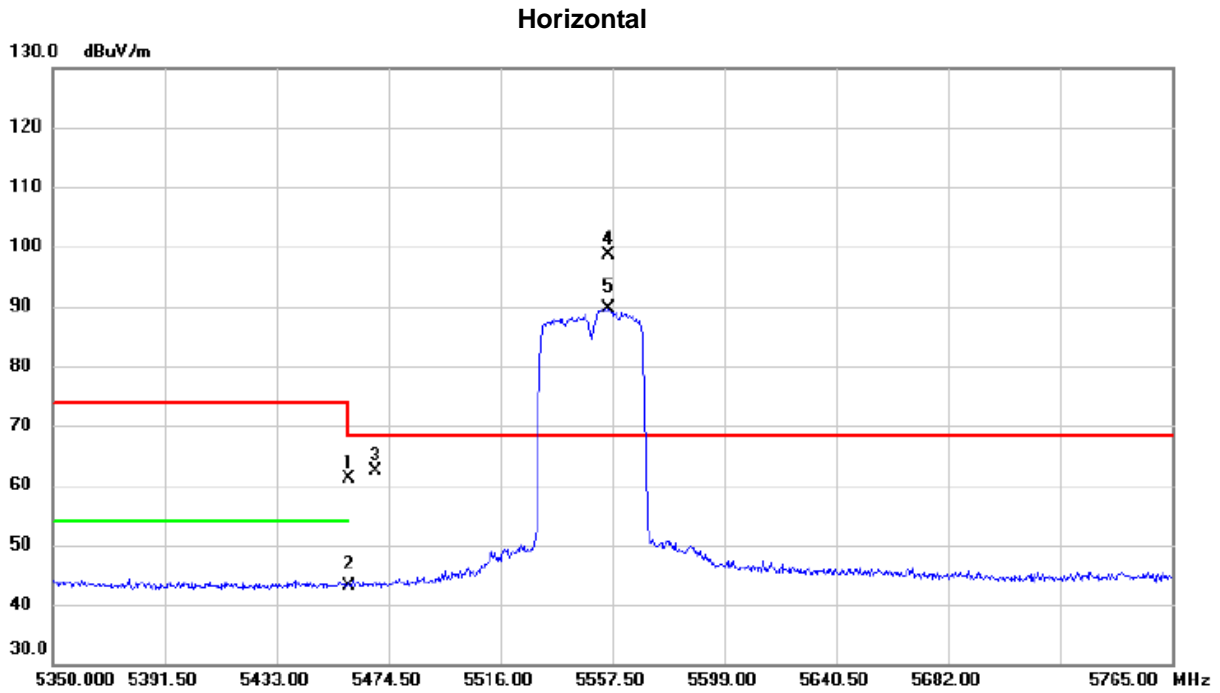
Orthogonal Axis	X
Test Mode	UNII-2C_TX AX (HE40) Mode 5550 MHz



No.	Mk.	Freq.	Reading Level	Correct Factor	Measurement	Limit	Margin	Detector	Comment
		MHz	dBuV	dB	dBuV/m	dBuV/m	dB		
1	*	11098.71	48.35	-2.62	45.73	74.00	-28.27	peak	

REMARKS:  
 (1) Measurement Value = Reading Level + Correct Factor.  
 (2) Margin Level = Measurement Value - Limit Value.

Orthogonal Axis	X
Test Mode	UNII-2C_TX AX (HE40) Mode 5550 MHz



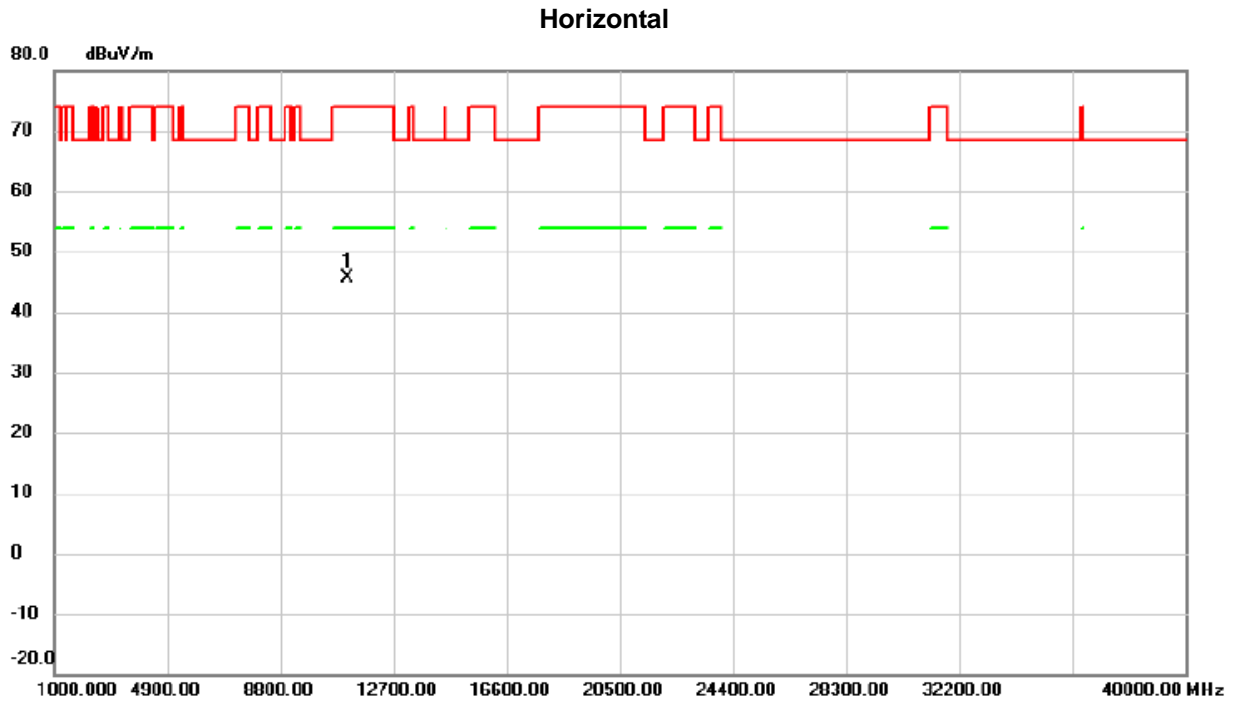
No.	Mk.	Freq. MHz	Reading Level dBuV	Correct Factor dB	Measure- ment dBuV/m	Limit dBuV/m	Margin dB	Detector	Comment
1		5460.000	23.05	38.12	61.17	74.00	-12.83	peak	
2		5460.000	4.96	38.12	43.08	54.00	-10.92	AVG	
3		5470.000	24.12	38.15	62.27	68.30	-6.03	peak	
4	*	5556.255	60.45	38.30	98.75	68.30	30.45	peak	
5	X	5556.255	51.31	38.30	89.61	68.30	21.31	AVG	

**REMARKS:**

- (1) Measurement Value = Reading Level + Correct Factor.
- (2) Margin Level = Measurement Value - Limit Value.



Orthogonal Axis	X
Test Mode	UNII-2C_TX AX (HE40) Mode 5550 MHz



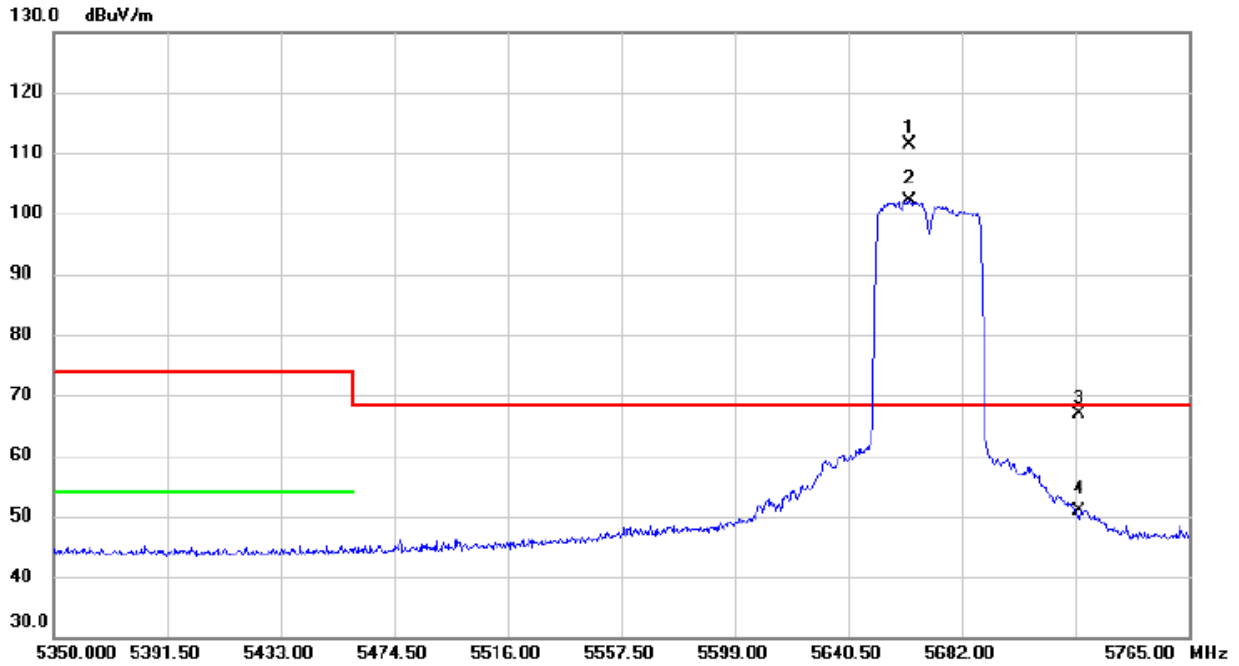
No.	Mk.	Freq.	Reading Level	Correct Factor	Measurement	Limit	Margin	Detector	Comment
		MHz	dBuV	dB	dBuV/m	dBuV/m	dB		
1	*	11099.21	48.24	-2.62	45.62	74.00	-28.38	peak	

**REMARKS:**

- (1) Measurement Value = Reading Level + Correct Factor.
- (2) Margin Level = Measurement Value - Limit Value.

Orthogonal Axis	X
Test Mode	UNII-2C_TX AX (HE40) Mode 5670 MHz

### Vertical



No.	Mk.	Freq. MHz	Reading Level dBuV	Correct Factor dB	Measure- ment dBuV/m	Limit dBuV/m	Margin dB	Detector	Comment
1	*	5662.910	72.88	38.39	111.27	68.30	42.97	peak	
2	X	5662.910	63.70	38.39	102.09	68.30	33.79	AVG	
3		5725.000	28.40	38.50	66.90	68.30	-1.40	peak	
4		5725.000	12.40	38.50	50.90	68.30	-17.40	AVG	

**REMARKS:**

- (1) Measurement Value = Reading Level + Correct Factor.
- (2) Margin Level = Measurement Value - Limit Value.