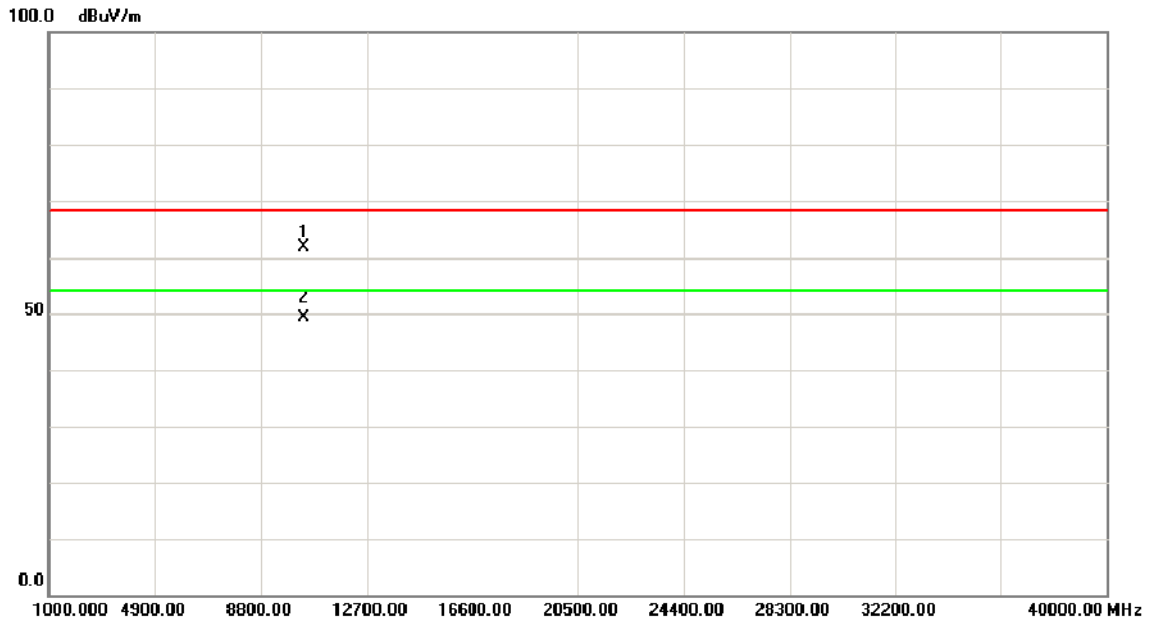


Orthogonal Axis :	X
Test Mode :	TX N40 Mode 5190MHz

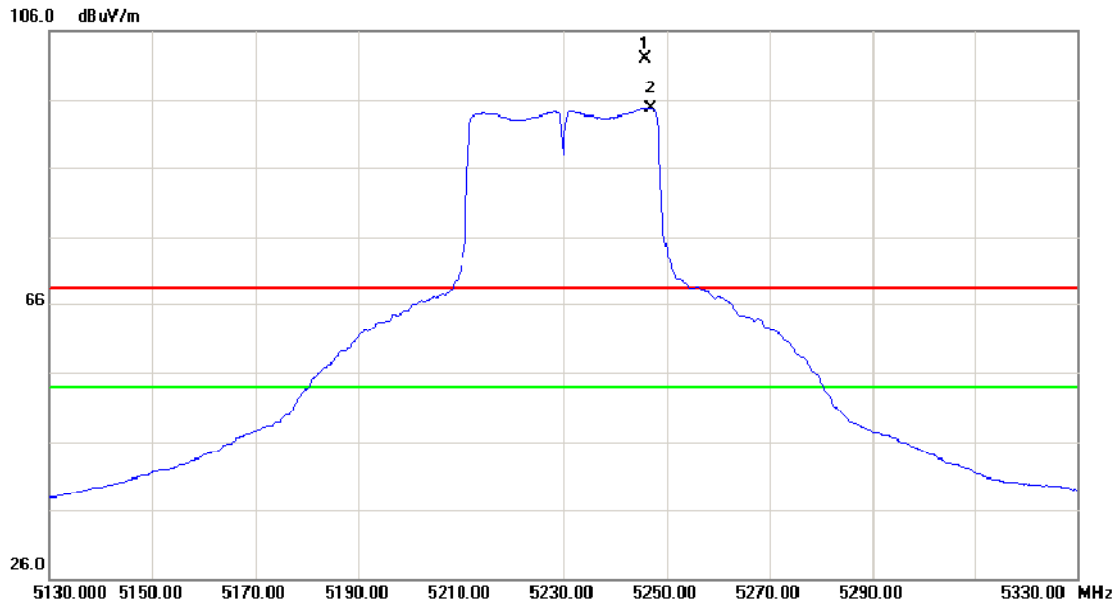
Horizontal



No.	Mk.	Freq. MHz	Reading Level dBuV	Correct Factor dB	Measure- ment dBuV/m	Limit dBuV/m	Over dB	Detector	Comment
1		10380.50	46.24	15.67	61.91	68.30	-6.39	peak	
2	*	10380.50	33.54	15.67	49.21	54.00	-4.79	AVG	

Orthogonal Axis :	X
Test Mode :	TX N40 Mode 5230MHz

Vertical



No.	Mk.	Freq. MHz	Reading Level dBuV	Correct Factor dB	Measure- ment dBuV/m	Limit dBuV/m	Over dB	Detector	Comment
1	X	5245.800	62.62	39.31	101.93	68.30	33.63	peak	Fundamental frequency, no limit
2	*	5246.800	55.41	39.32	94.73	54.00	40.73	AVG	Fundamental frequency, no limit

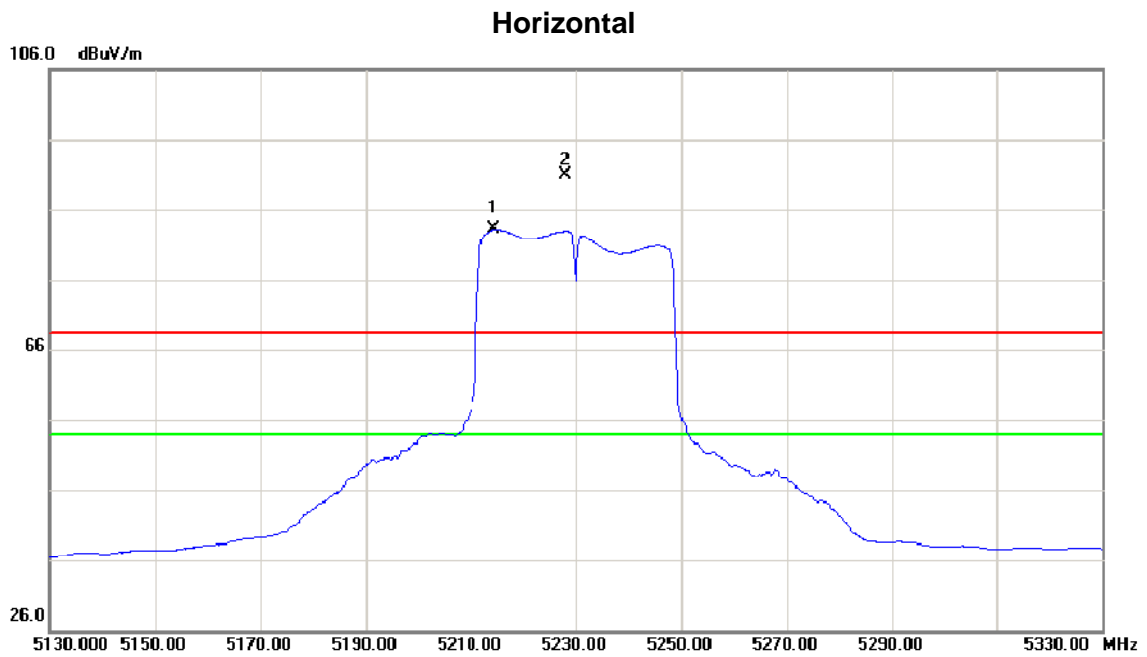
Orthogonal Axis :	X
Test Mode :	TX N40 Mode 5230MHz

Vertical



No.	Mk.	Freq. MHz	Reading Level dBuV	Correct Factor dB	Measure- ment dBuV/m	Limit dBuV/m	Over dB	Detector	Comment
1	*	10459.10	37.72	15.54	53.26	54.00	-0.74	AVG	
2		10460.60	50.63	15.54	66.17	68.30	-2.13	peak	

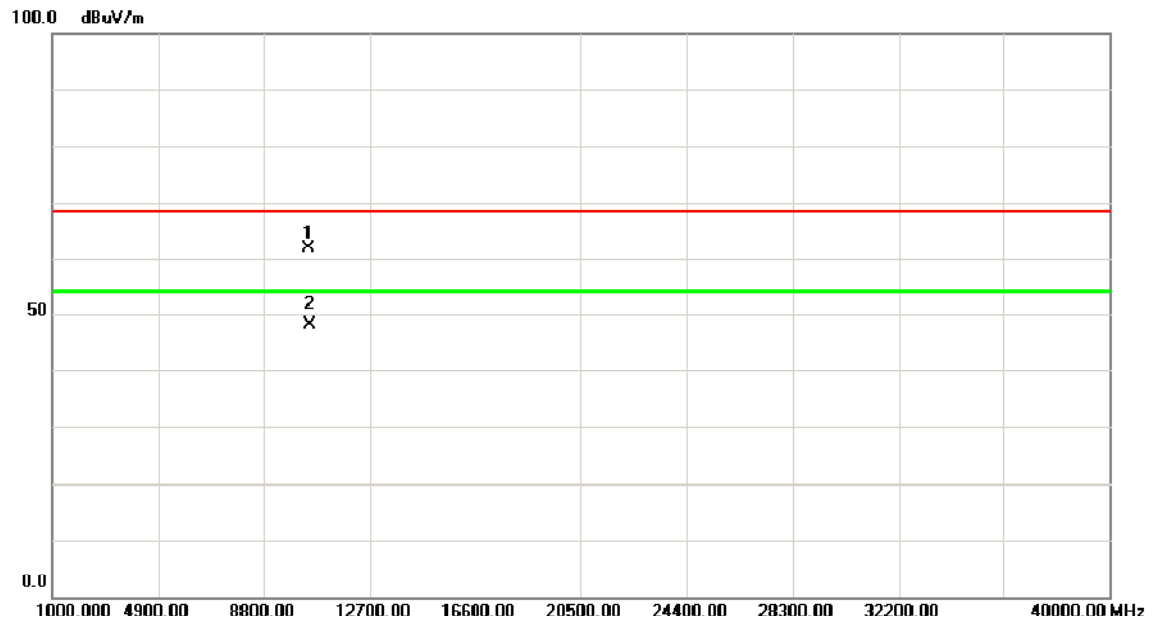
Orthogonal Axis :	X
Test Mode :	TX N40 Mode 5230MHz



No.	Mk.	Freq. MHz	Reading Level dBuV	Correct Factor dB	Measure- ment dBuV/m	Limit dBuV/m	Over dB	Detector	Comment
1	*	5214.400	44.04	39.21	83.25	54.00	29.25	AVG	Fundamental frequency, no limit
2	X	5228.000	51.73	39.26	90.99	68.30	22.69	peak	Fundamental frequency, no limit

Orthogonal Axis :	X
Test Mode :	TX N40 Mode 5230MHz

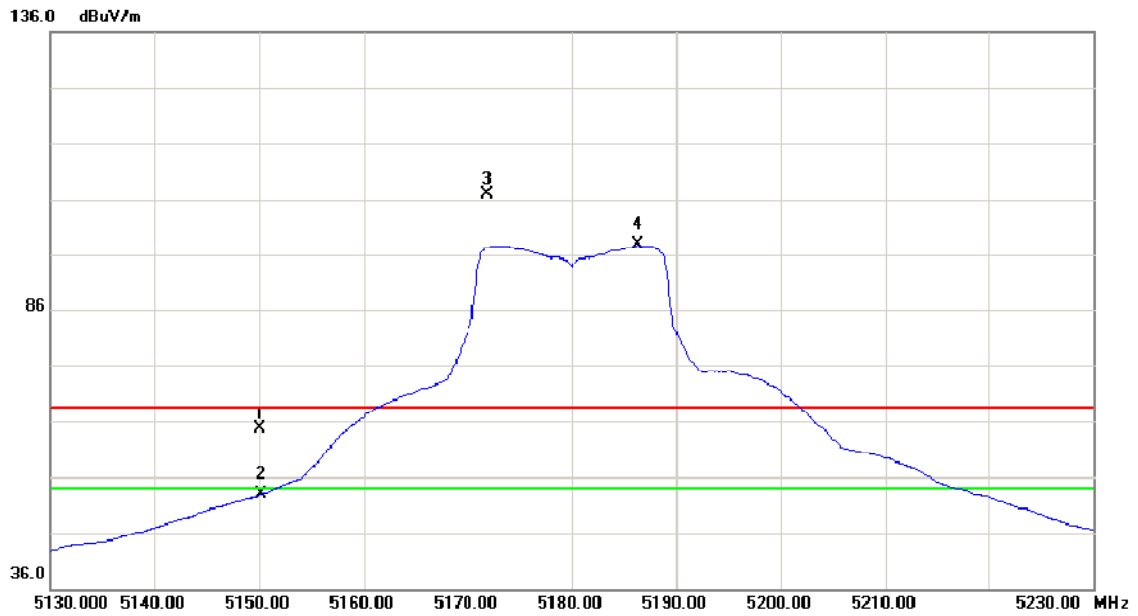
Horizontal



No.	Mk.	Freq. MHz	Reading Level dBuV	Correct Factor dB	Measure- ment dBuV/m	Limit dBuV/m	Over dB	Detector	Comment
1		10460.10	46.37	15.54	61.91	68.30	-6.39	peak	
2	*	10460.10	32.69	15.54	48.23	54.00	-5.77	AVG	

Orthogonal Axis :	X
Test Mode :	TX AC N20 Mode 5180MHz

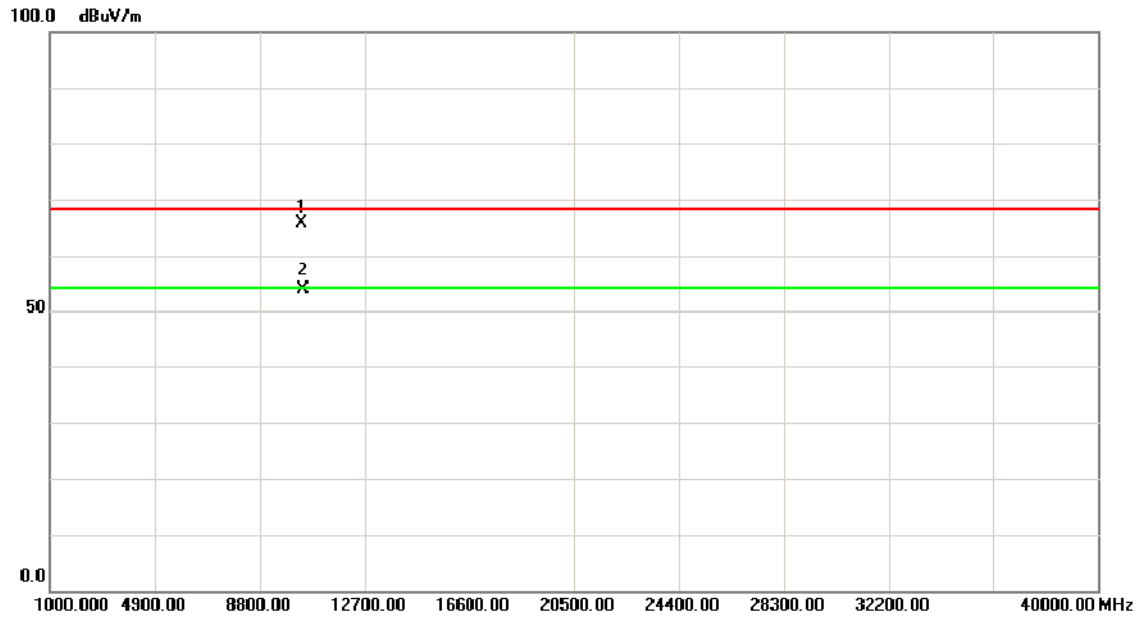
Vertical



No.	Mk.	Freq. MHz	Reading Level dBuV	Correct Factor dB	Measure- ment dBuV/m	Limit dBuV/m	Over dB	Detector	Comment
1		5150.000	22.57	41.99	64.56	68.30	-3.74	peak	
2		5150.000	10.77	41.99	52.76	54.00	-1.24	AVG	
3	X	5171.900	64.90	42.08	106.98	68.30	38.68	peak	Fundamental frequency, no limit
4	*	5186.300	55.63	42.14	97.77	54.00	43.77	AVG	Fundamental frequency, no limit

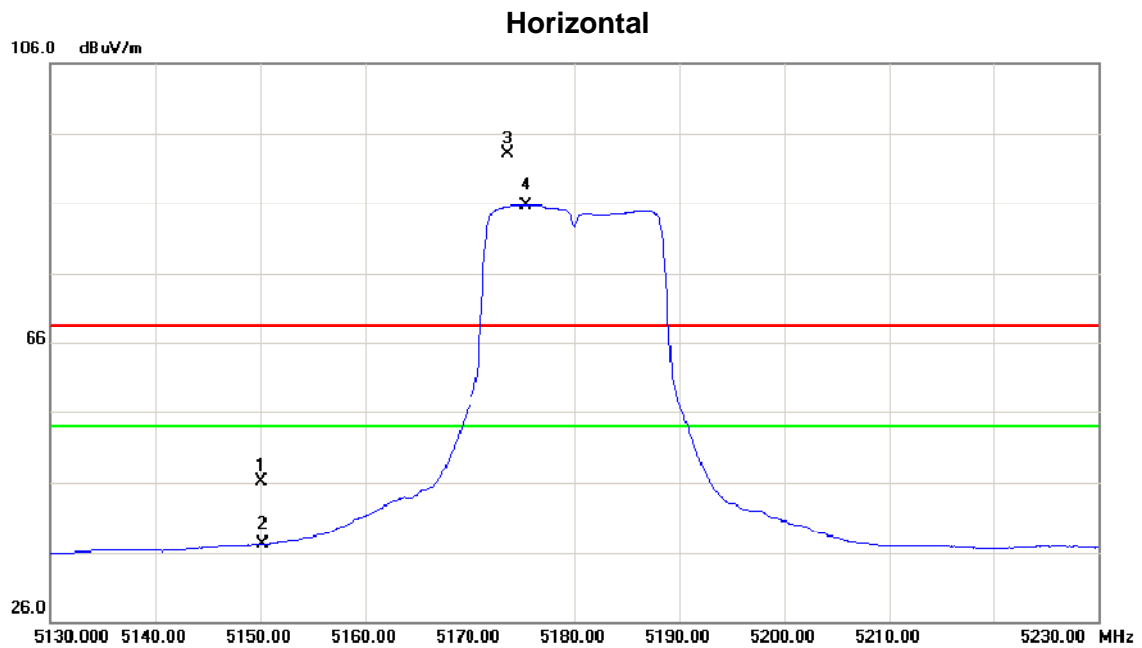
Orthogonal Axis :	X
Test Mode :	TX AC N20 Mode 5180MHz

Vertical



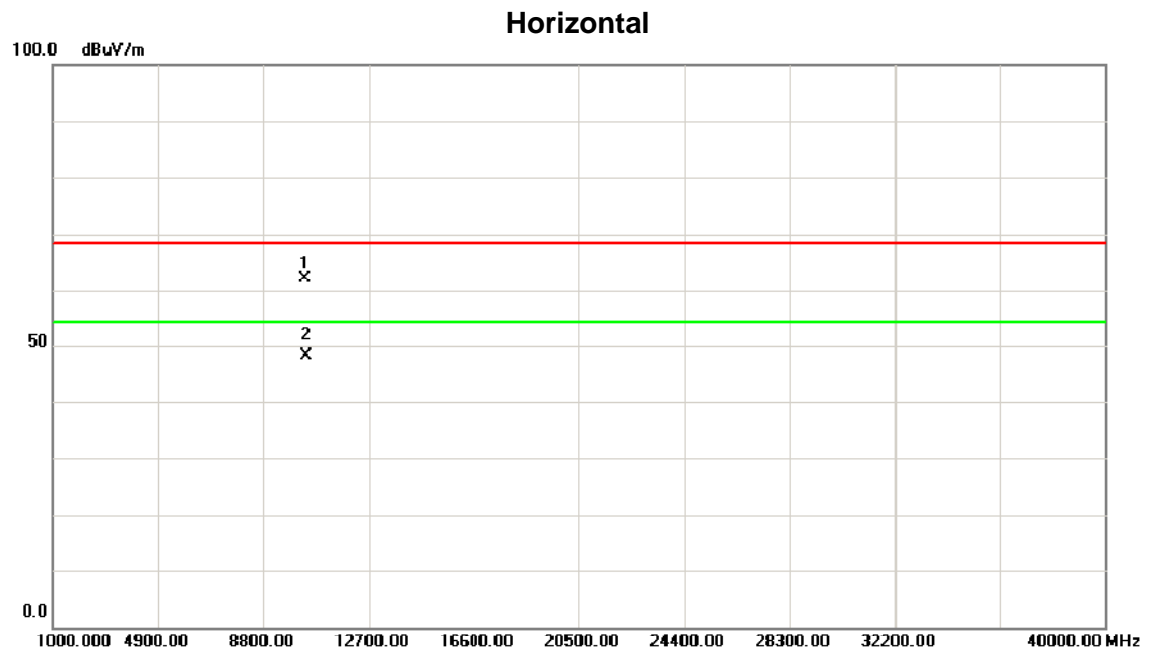
No.	Mk.	Freq. MHz	Reading Level dBuV	Correct Factor dB	Measure- ment dBuV/m	Limit dBuV/m	Over dB	Detector	Comment
1		10357.80	50.14	15.70	65.84	68.30	-2.46	peak	
2	*	10360.10	37.94	15.70	53.64	54.00	-0.36	AVG	

Orthogonal Axis :	X
Test Mode :	TX AC N20 Mode 5180MHz



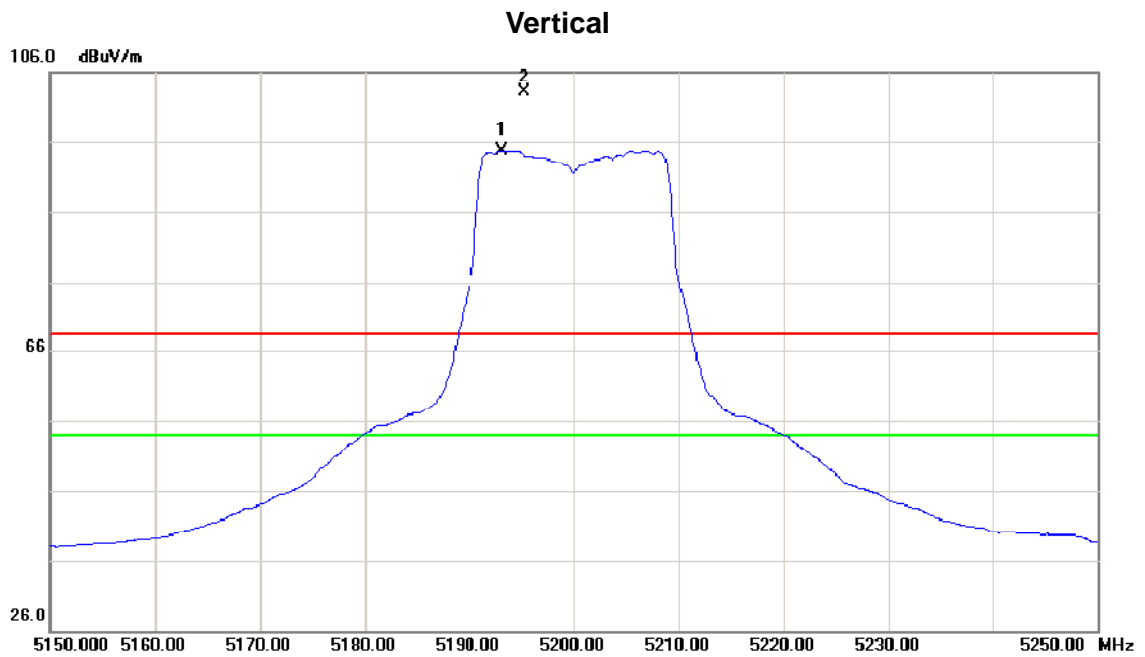
No.	Mk.	Freq. MHz	Reading Level dBuV	Correct Factor dB	Measure- ment dBuV/m	Limit dBuV/m	Over dB	Detector	Comment
1		5150.000	7.09	39.00	46.09	68.30	-22.21	peak	
2		5150.000	-1.91	39.00	37.09	54.00	-16.91	AVG	
3	X	5173.700	53.98	39.08	93.06	68.30	24.76	peak	Fundamental frequency, no limit
4	*	5175.400	46.70	39.08	85.78	54.00	31.78	AVG	Fundamental frequency, no limit

Orthogonal Axis :	X
Test Mode :	TX AC N20 Mode 5180MHz



No.	Mk.	Freq. MHz	Reading Level dBuV	Correct Factor dB	Measure- ment dBuV/m	Limit dBuV/m	Over dB	Detector	Comment
1		10359.90	46.37	15.70	62.07	68.30	-6.23	peak	
2	*	10359.90	32.41	15.70	48.11	54.00	-5.89	AVG	

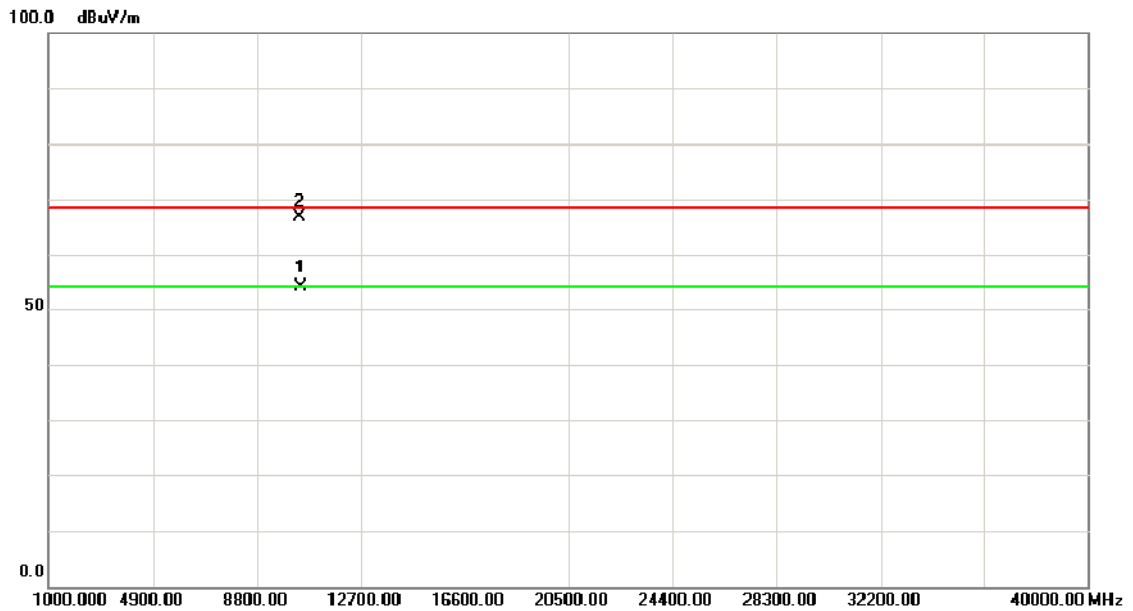
Orthogonal Axis :	X
Test Mode :	TX AC N20 Mode 5200MHz



No.	Mk.	Freq. MHz	Reading Level dBuV	Correct Factor dB	Measure- ment dBuV/m	Limit dBuV/m	Over dB	Detector	Comment
1	*	5193.100	55.63	39.15	94.78	54.00	40.78	AVG	Fundamental frequency, no limit
2	X	5195.200	63.98	39.15	103.13	68.30	34.83	peak	Fundamental frequency, no limit

Orthogonal Axis :	X
Test Mode :	TX AC N20 Mode 5200MHz

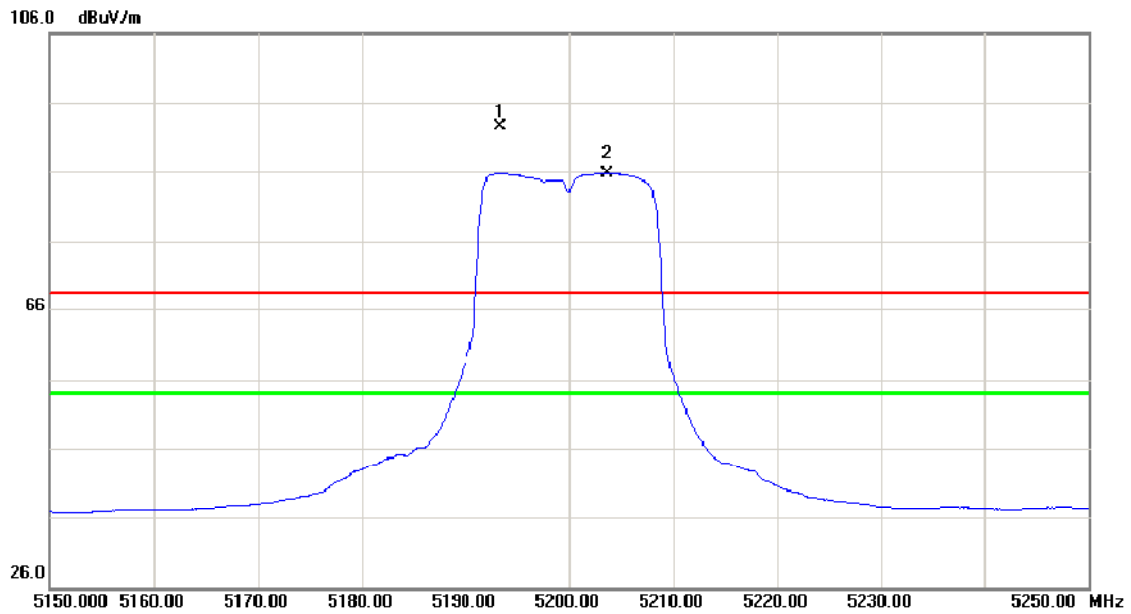
Vertical



No.	Mk.	Freq. MHz	Reading Level dBuV	Correct Factor dB	Measure- ment dBuV/m	Limit dBuV/m	Over dB	Detector	Comment
1	*	10400.20	38.17	15.64	53.81	54.00	-0.19	AVG	
2		10401.00	51.37	15.63	67.00	68.30	-1.30	peak	

Orthogonal Axis :	X
Test Mode :	TX AC N20 Mode 5200MHz

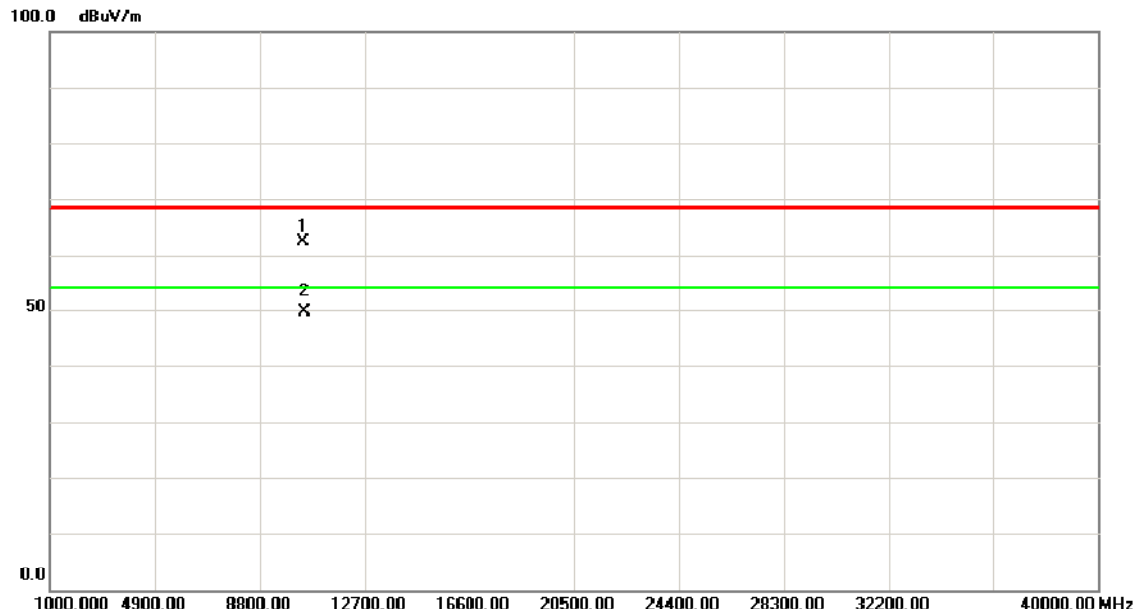
Horizontal



No.	Mk.	Freq. MHz	Reading Level dBuV	Correct Factor dB	Measure- ment dBuV/m	Limit dBuV/m	Over dB	Detector	Comment
1	X	5193.400	53.43	39.15	92.58	68.30	24.28	peak	Fundamental frequency, no limit
2	*	5203.700	46.56	39.17	85.73	54.00	31.73	AVG	Fundamental frequency, no limit

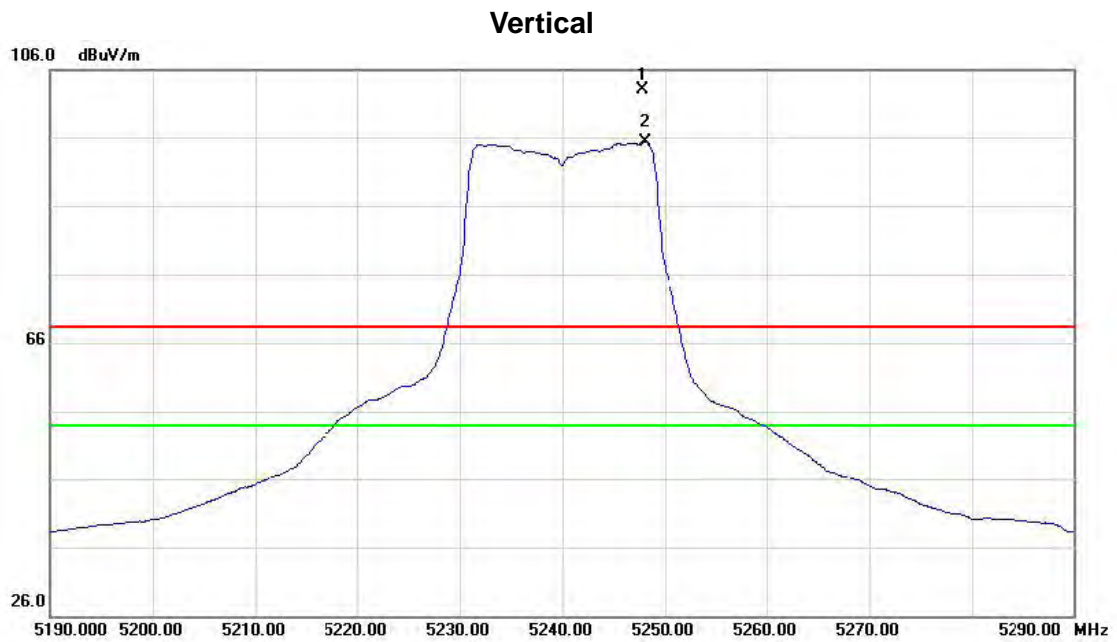
Orthogonal Axis :	X
Test Mode :	TX AC N20 Mode 5200MHz

Horizontal



No.	Mk.	Freq. MHz	Reading Level dBuV	Correct Factor dB	Measure- ment dBuV/m	Limit dBuV/m	Over dB	Detector	Comment
1		10400.50	46.68	15.64	62.32	68.30	-5.98	peak	
2	*	10400.50	33.87	15.64	49.51	54.00	-4.49	AVG	

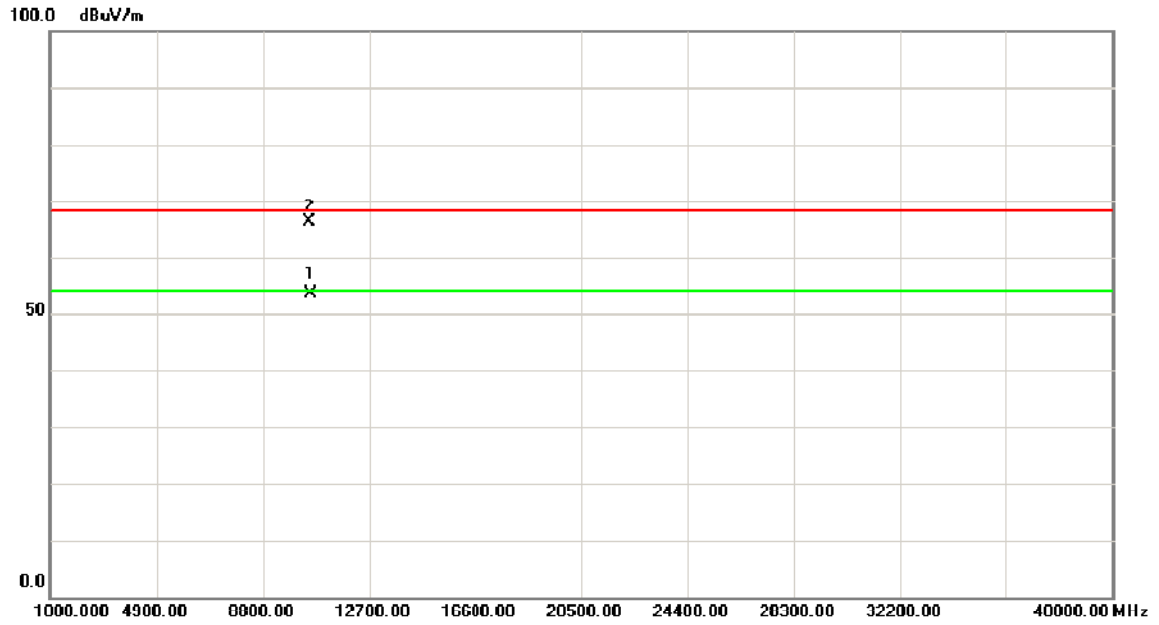
Orthogonal Axis :	X
Test Mode :	TX AC N20 Mode 5240MHz



No.	Mk.	Freq.	Reading Level	Correct Factor	Measurement	Limit	Over	Detector	Comment
		MHz	dBuV	dB	dBuV/m	dBuV/m	dB		
1	X	5247.800	63.77	39.32	103.09	68.30	34.79	peak	Fundamental frequency, no limit
2	*	5248.000	55.94	39.32	95.26	54.00	41.26	AVG	Fundamental frequency, no limit

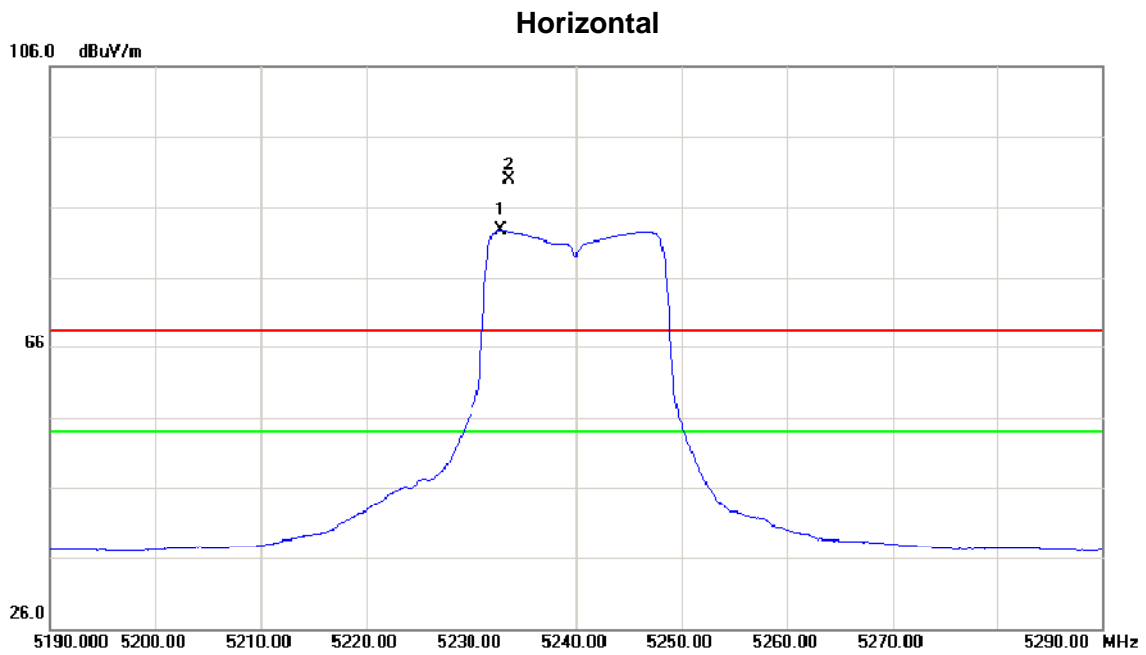
Orthogonal Axis :	X
Test Mode :	TX AC N20 Mode 5240MHz

Vertical



No.	Mk.	Freq. MHz	Reading Level dBuV	Correct Factor dB	Measure- ment dBuV/m	Limit dBuV/m	Over dB	Detector	Comment
1	*	10480.70	37.95	15.51	53.46	54.00	-0.54	AVG	
2		10480.80	50.81	15.51	66.32	68.30	-1.98	peak	

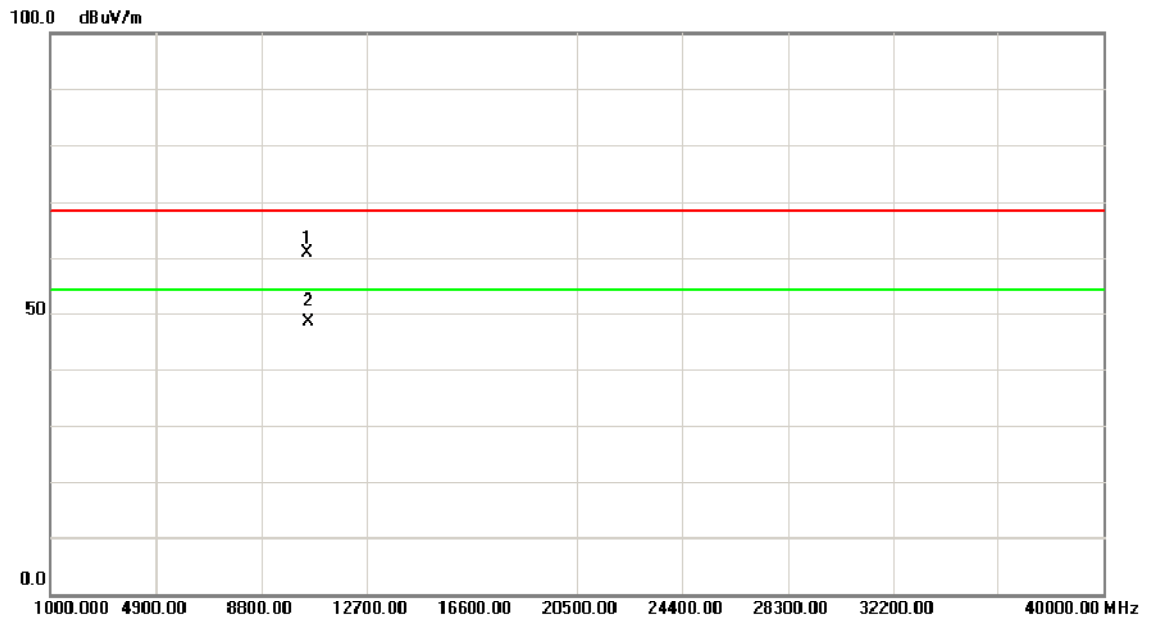
Orthogonal Axis :	X
Test Mode :	TX AC N20 Mode 5240MHz



No.	Mk.	Freq. MHz	Reading Level dBuV	Correct Factor dB	Measure- ment dBuV/m	Limit dBuV/m	Over dB	Detector	Comment
1	*	5232.900	43.38	39.27	82.65	54.00	28.65	AVG	Fundamental frequency, no limit
2	X	5233.600	50.65	39.27	89.92	68.30	21.62	peak	Fundamental frequency, no limit

Orthogonal Axis :	X
Test Mode :	TX AC N20 Mode 5240MHz

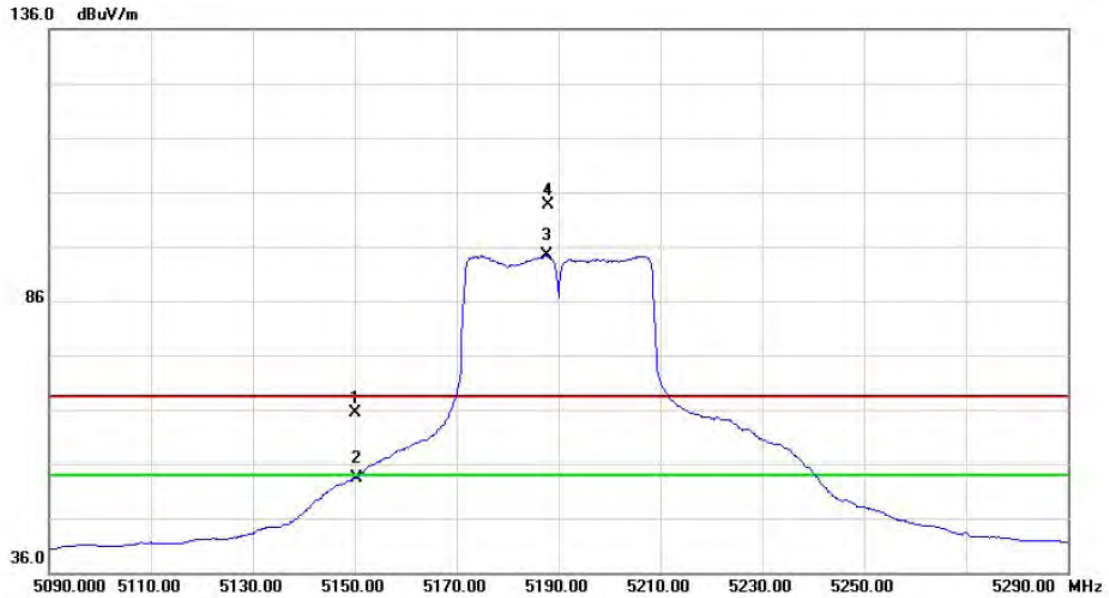
Horizontal



No.	Mk.	Freq. MHz	Reading Level dBuV	Correct Factor dB	Measure- ment dBuV/m	Limit dBuV/m	Over dB	Detector	Comment
1		10480.20	45.37	15.51	60.88	68.30	-7.42	peak	
2	*	10480.20	32.98	15.51	48.49	54.00	-5.51	AVG	

Orthogonal Axis :	X
Test Mode :	TX AC N40 Mode 5190MHz

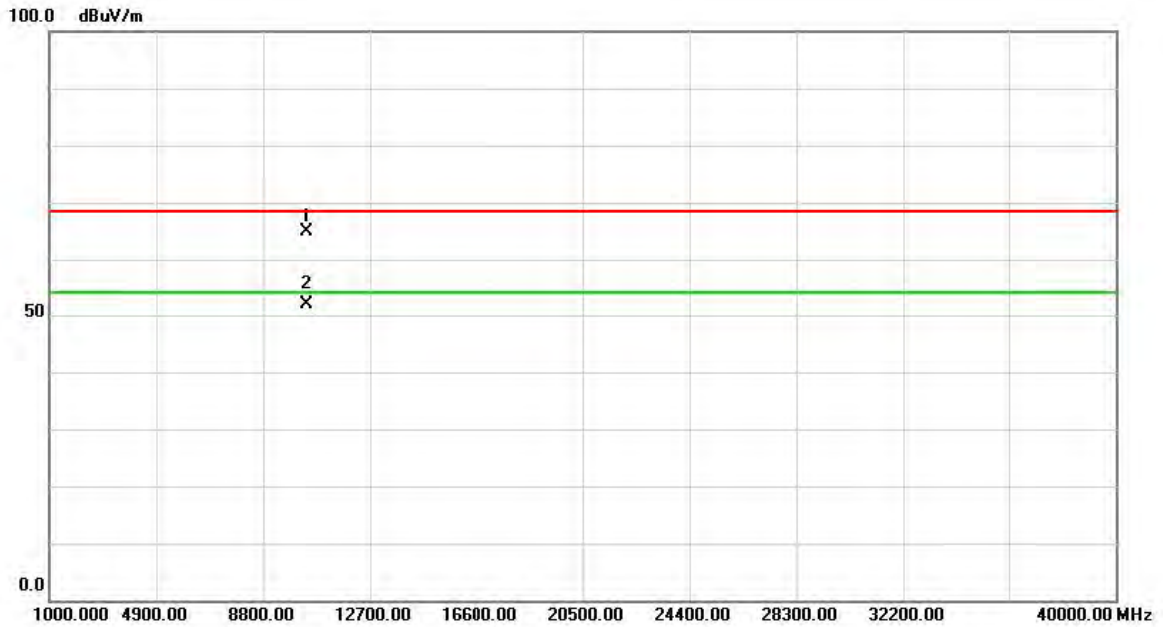
Vertical



No.	Mk.	Freq. MHz	Reading Level dBuV	Correct Factor dB	Measure- ment dBuV/m	Limit dBuV/m	Over dB	Detector	Comment
1		5150.000	23.35	41.99	65.34	68.30	-2.96	peak	
2		5150.000	11.38	41.99	53.37	54.00	-0.63	AVG	
3	*	5187.600	52.23	42.15	94.38	54.00	40.38	AVG	Fundamental frequency, no limit
4	X	5188.000	61.48	42.15	103.63	68.30	35.33	peak	Fundamental frequency, no limit

Orthogonal Axis :	X
Test Mode :	TX AC N40 Mode 5190MHz

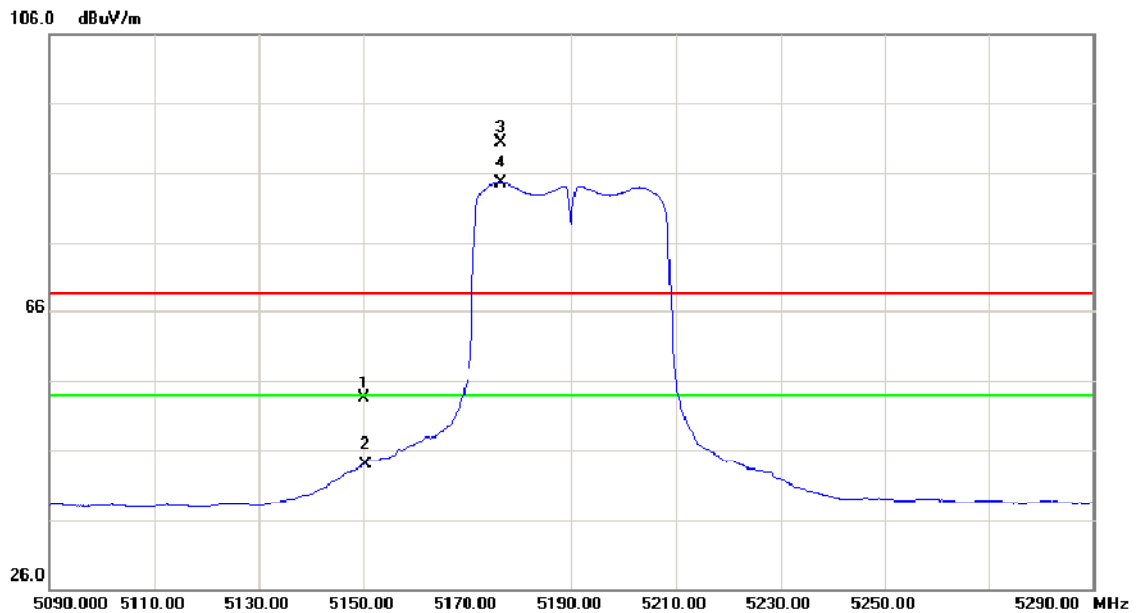
Vertical



No.	Mk.	Freq. MHz	Reading Level dBuV	Correct Factor dB	Measure- ment dBuV/m	Limit dBuV/m	Over dB	Detector	Comment
1		10380.20	49.26	15.67	64.93	68.30	-3.37	peak	
2	*	10380.20	36.23	15.67	51.90	54.00	-2.10	AVG	

Orthogonal Axis :	X
Test Mode :	TX AC N40 Mode 5190MHz

Horizontal



No.	Mk.	Freq. MHz	Reading Level dBuV	Correct Factor dB	Measure- ment dBuV/m	Limit dBuV/m	Over dB	Detector	Comment
1		5150.000	14.46	39.00	53.46	68.30	-14.84	peak	
2		5150.000	4.88	39.00	43.88	54.00	-10.12	AVG	
3	X	5176.400	51.31	39.09	90.40	68.30	22.10	peak	Fundamental frequency, no limit
4	*	5176.600	45.50	39.09	84.59	54.00	30.59	AVG	Fundamental frequency, no limit

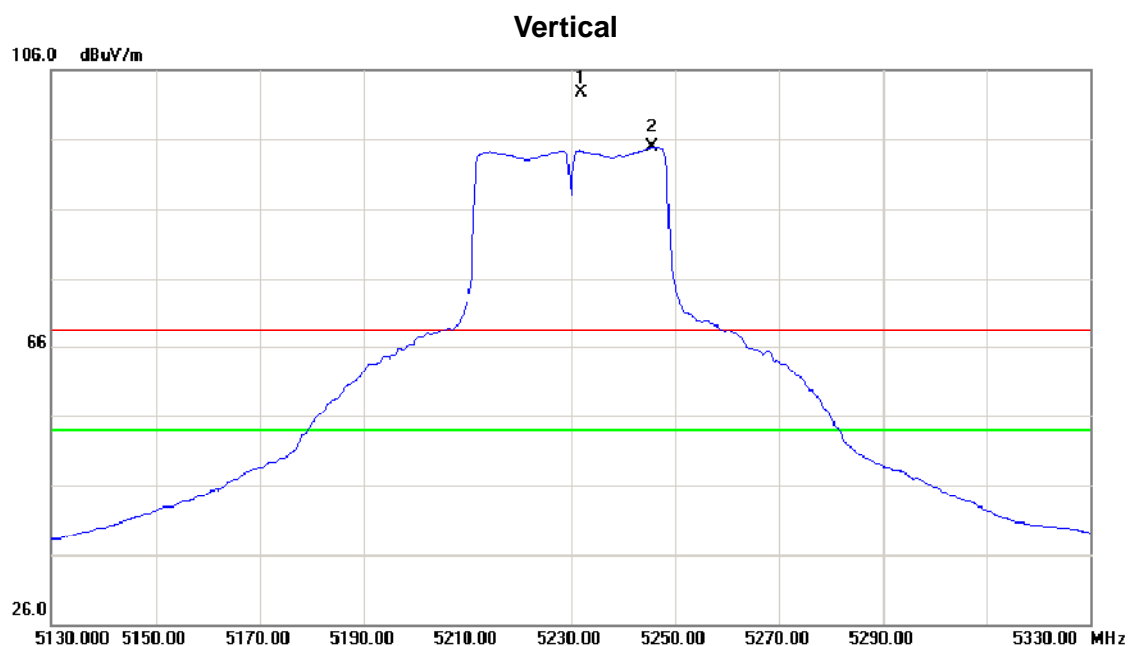
Orthogonal Axis :	X
Test Mode :	TX AC N40 Mode 5190MHz

Horizontal



No.	Mk.	Freq. MHz	Reading Level dBuV	Correct Factor dB	Measure- ment dBuV/m	Limit dBuV/m	Over dB	Detector	Comment
1		10380.40	44.62	15.67	60.29	68.30	-8.01	peak	
2	*	10380.40	32.41	15.67	48.08	54.00	-5.92	AVG	

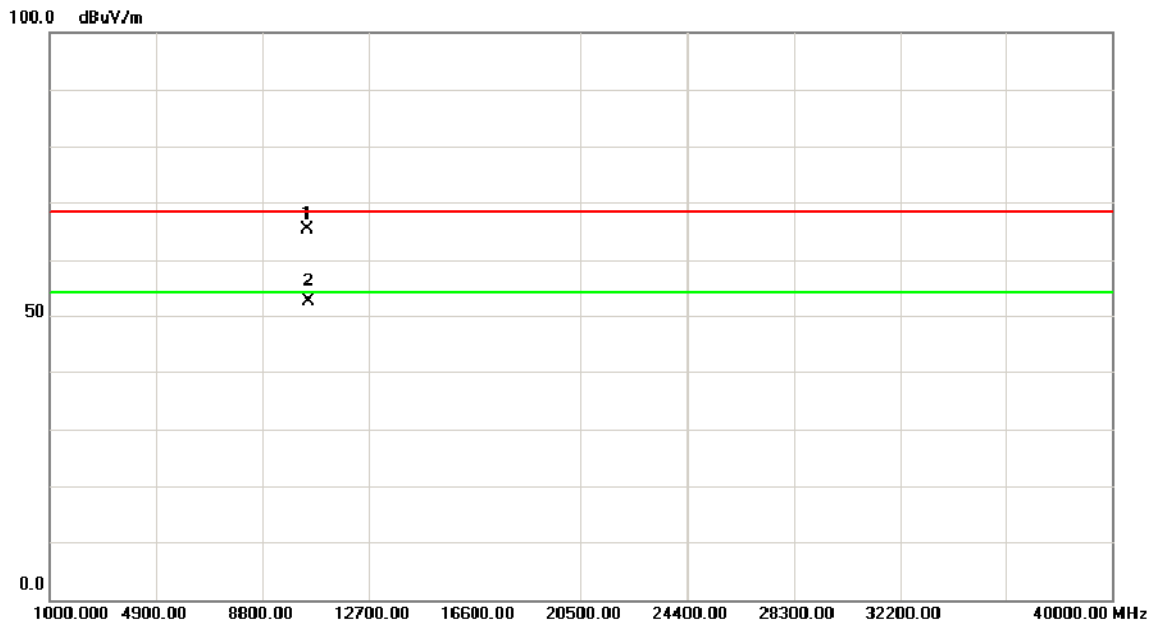
Orthogonal Axis :	X
Test Mode :	TX AC N40 Mode 5230MHz



No.	Mk.	Freq. MHz	Reading Level dBuV	Correct Factor dB	Measure- ment dBuV/m	Limit dBuV/m	Over dB	Detector	Comment
1	X	5232.000	63.34	39.28	102.62	68.30	34.32	peak	Fundamental frequency, no limit
2	*	5245.600	55.53	39.31	94.84	54.00	40.84	AVG	Fundamental frequency, no limit

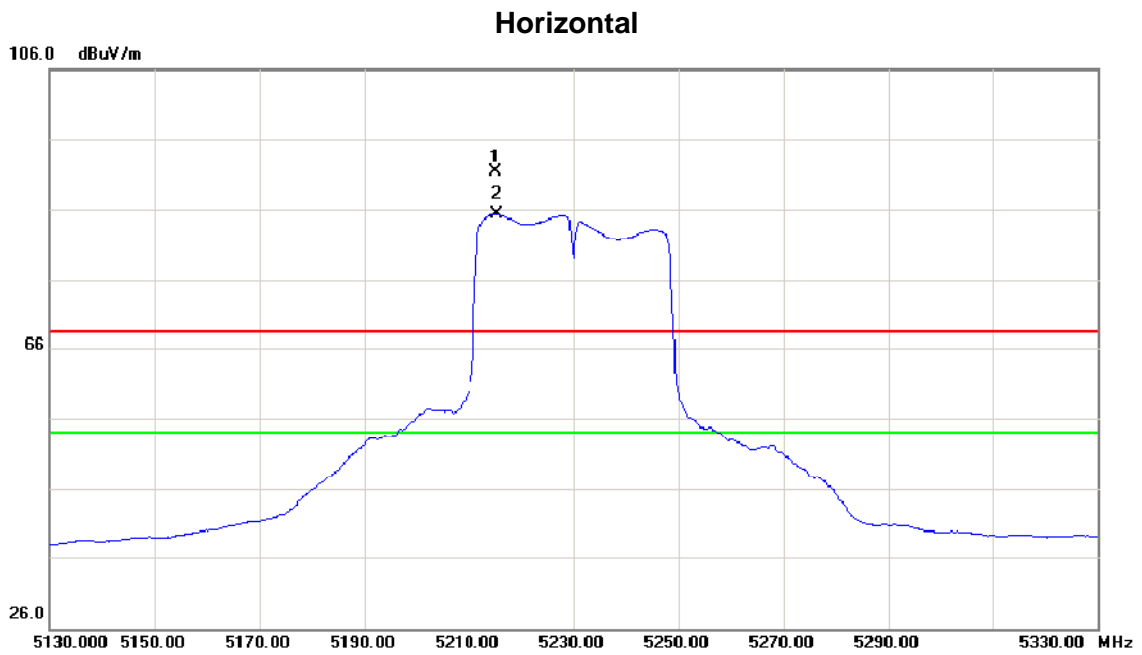
Orthogonal Axis :	X
Test Mode :	TX AC N40 Mode 5230MHz

Vertical



No.	Mk.	Freq. MHz	Reading Level dBuV	Correct Factor dB	Measure- ment dBuV/m	Limit dBuV/m	Over dB	Detector	Comment
1		10460.50	49.85	15.54	65.39	68.30	-2.91	peak	
2	*	10460.50	36.72	15.54	52.26	54.00	-1.74	AVG	

Orthogonal Axis :	X
Test Mode :	TX AC N40 Mode 5230MHz



No.	Mk.	Freq.	Reading Level	Correct Factor	Measurement	Limit	Over	Detector	Comment
		MHz	dBuV	dB	dBuV/m	dBuV/m	dB		
1	X	5215.200	52.14	39.21	91.35	68.30	23.05	peak	Fundamental frequency, no limit
2	*	5215.400	46.03	39.22	85.25	54.00	31.25	AVG	Fundamental frequency, no limit

Orthogonal Axis :	X
Test Mode :	TX AC N40 Mode 5230MHz

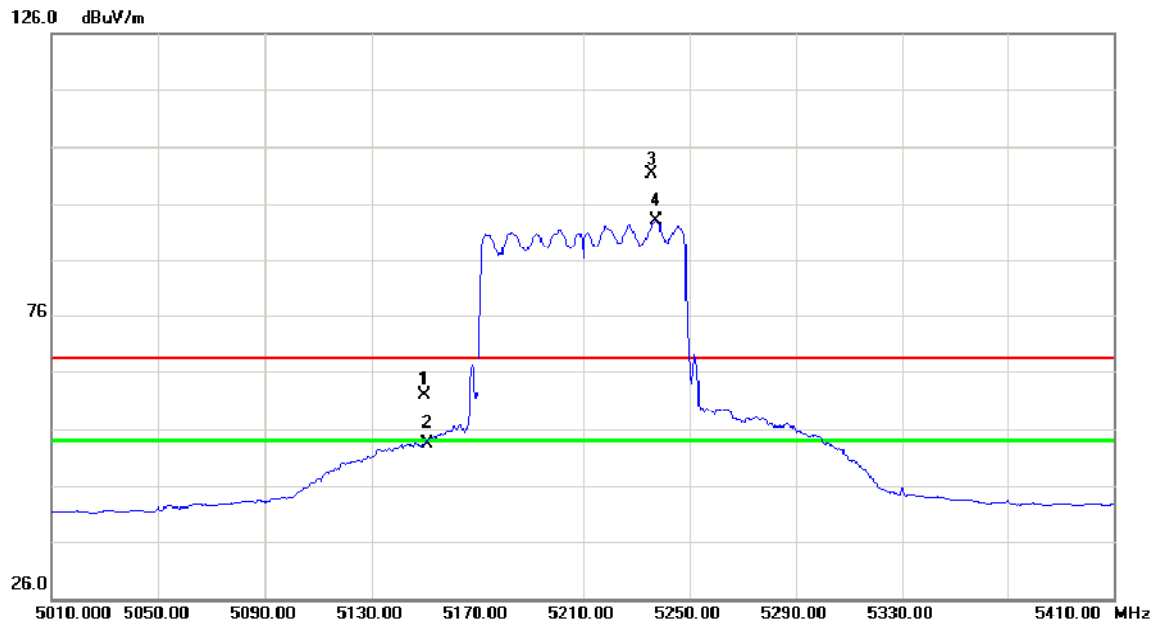
Horizontal



No.	Mk.	Freq. MHz	Reading Level dBuV	Correct Factor dB	Measure- ment dBuV/m	Limit dBuV/m	Over dB	Detector	Comment
1		10460.20	44.52	15.54	60.06	68.30	-8.24	peak	
2	*	10460.20	34.13	15.54	49.67	54.00	-4.33	AVG	

Orthogonal Axis :	X
Test Mode :	TX AC N80 Mode 5210MHz

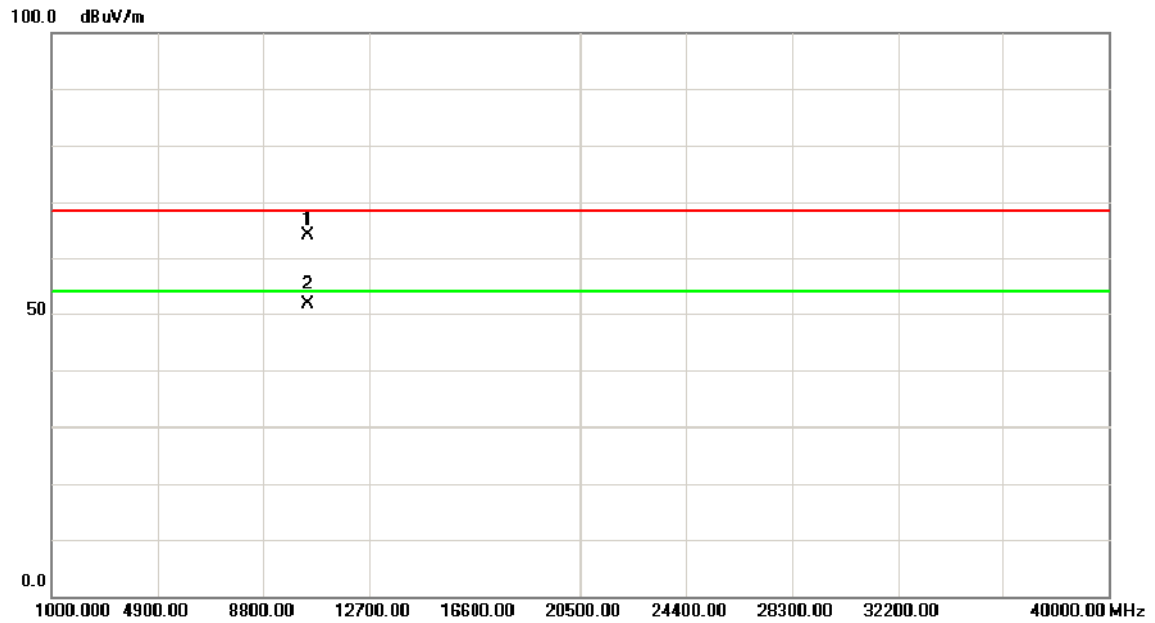
Vertical



No.	Mk.	Freq. MHz	Reading Level dBuV	Correct Factor dB	Measure- ment dBuV/m	Limit dBuV/m	Over dB	Detector	Comment
1		5150.000	19.85	41.99	61.84	68.30	-6.46	peak	
2		5150.000	11.39	41.99	53.38	54.00	-0.62	AVG	
3	X	5235.600	58.82	42.34	101.16	68.30	32.86	peak	Fundamental frequency, no limit
4	*	5237.600	50.58	42.35	92.93	54.00	38.93	AVG	Fundamental frequency, no limit

Orthogonal Axis :	X
Test Mode :	TX AC N40 Mode 5210MHz

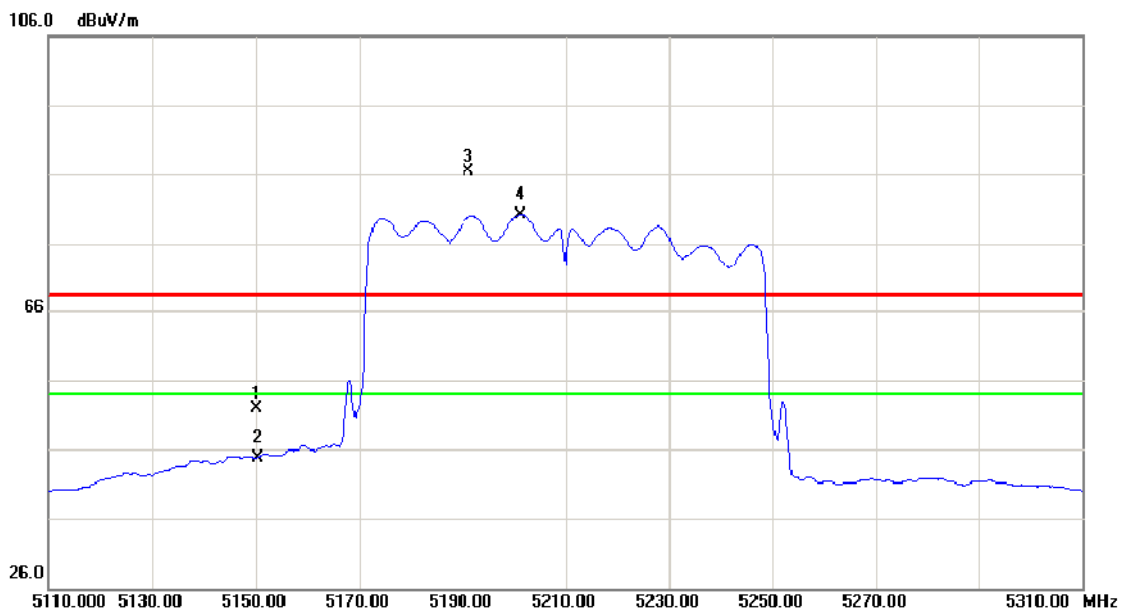
Vertical



No.	Mk.	Freq. MHz	Reading Level dBuV	Correct Factor dB	Measure- ment dBuV/m	Limit dBuV/m	Over dB	Detector	Comment
1		10420.70	48.63	15.60	64.23	68.30	-4.07	peak	
2	*	10420.70	36.05	15.60	51.65	54.00	-2.35	AVG	

Orthogonal Axis :	X
Test Mode :	TX AC N40 Mode 5210MHz

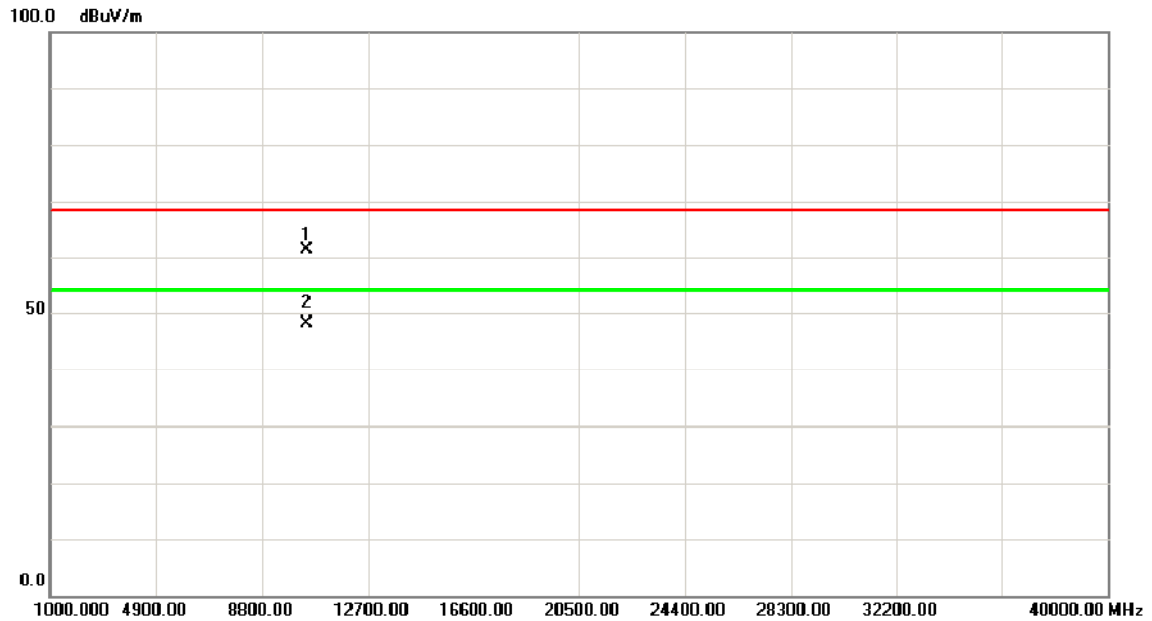
Horizontal



No.	Mk.	Freq. MHz	Reading Level dBuV	Correct Factor dB	Measure- ment dBuV/m	Limit dBuV/m	Over dB	Detector	Comment
1		5150.000	12.84	39.00	51.84	68.30	-16.46	peak	
2		5150.000	5.77	39.00	44.77	54.00	-9.23	AVG	
3	X	5191.200	47.23	39.14	86.37	68.30	18.07	peak	Fundamental frequency, no limit
4	*	5201.400	40.98	39.17	80.15	54.00	26.15	AVG	Fundamental frequency, no limit



Orthogonal Axis :	X
Test Mode :	TX AC N40 Mode 5210MHz

Horizontal



No.	Mk.	Freq. MHz	Reading Level dBuV	Correct Factor dB	Measure- ment dBuV/m	Limit dBuV/m	Over dB	Detector	Comment
1		10420.00	45.69	15.60	61.29	68.30	-7.01	peak	
2	*	10420.00	32.43	15.60	48.03	54.00	-5.97	AVG	

**Radiated Measurement Photos
Above 1000MHz**

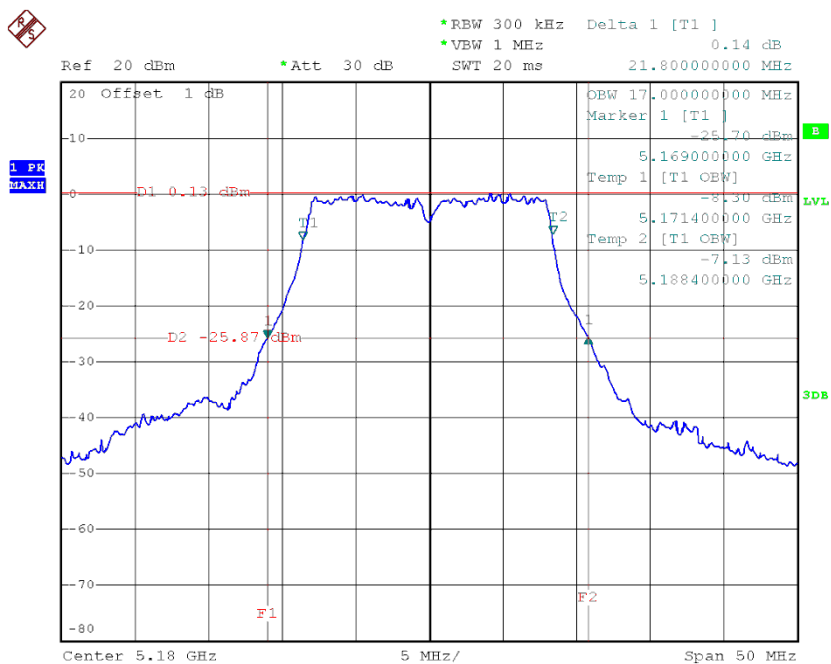


ATTACHMENT E – 26DB BANDWIDTH

Test Mode :TX A Mode_CH36/CH40/CH48

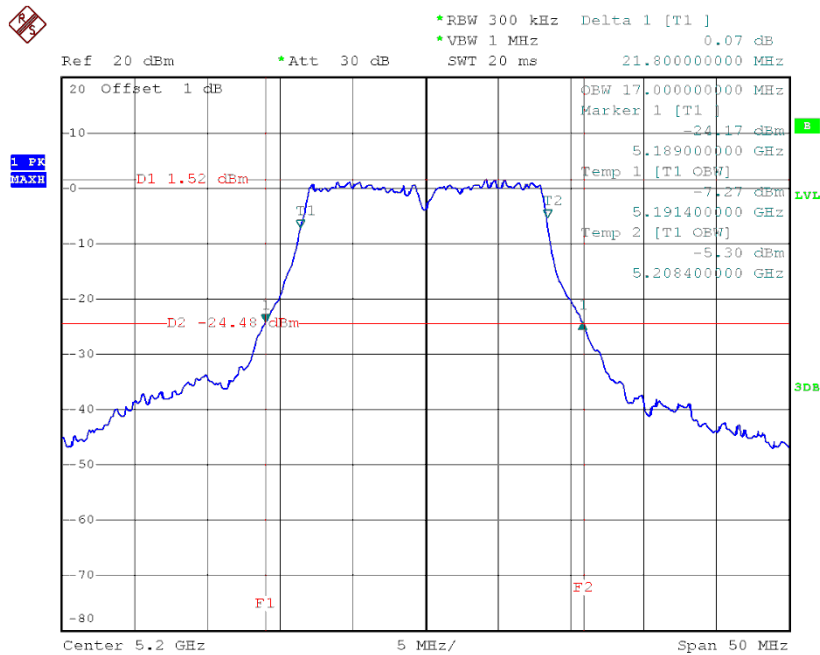
Channel	Frequency (MHz)	26dB Bandwidth (MHz)	99% Occupied Bandwidth (MHz)
CH36	5180	21.80	17.00
CH40	5200	21.80	17.00
CH48	5240	22.00	17.10

TX CH36



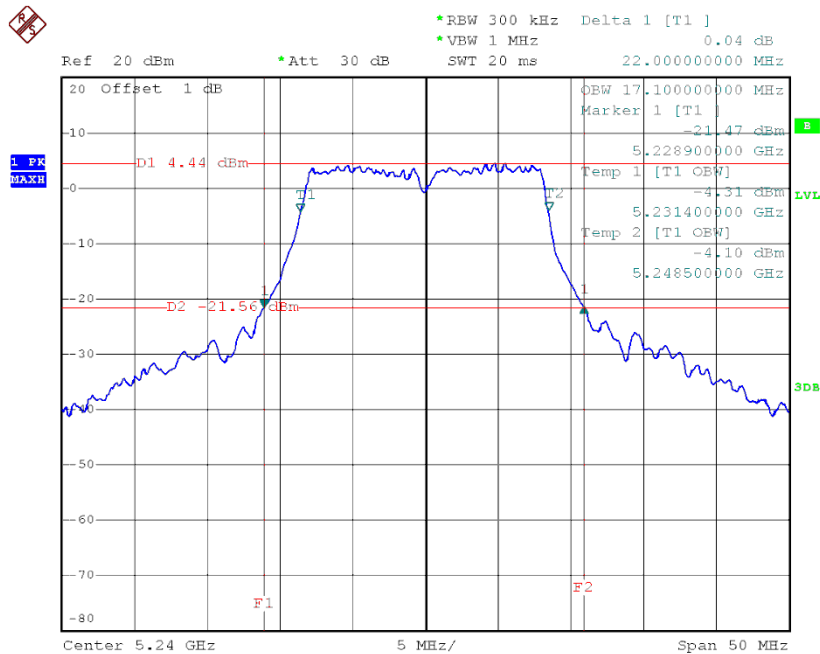
Date: 23.AUG.2014 11:30:29

TX CH40



Date: 23.AUG.2014 11:33:25

TX CH48

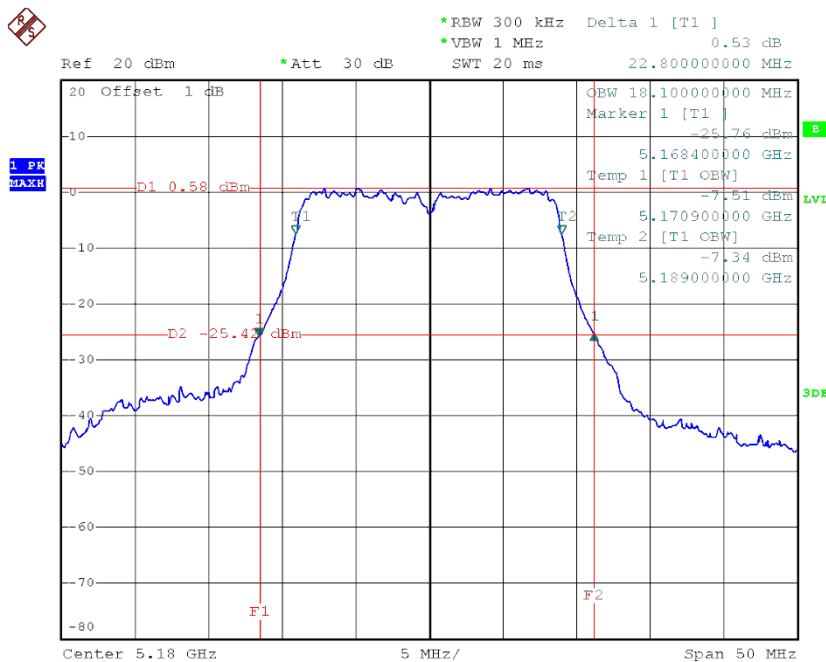


Date: 23.AUG.2014 11:36:09

Test Mode :TX N20 Mode_CH36/CH40/CH48

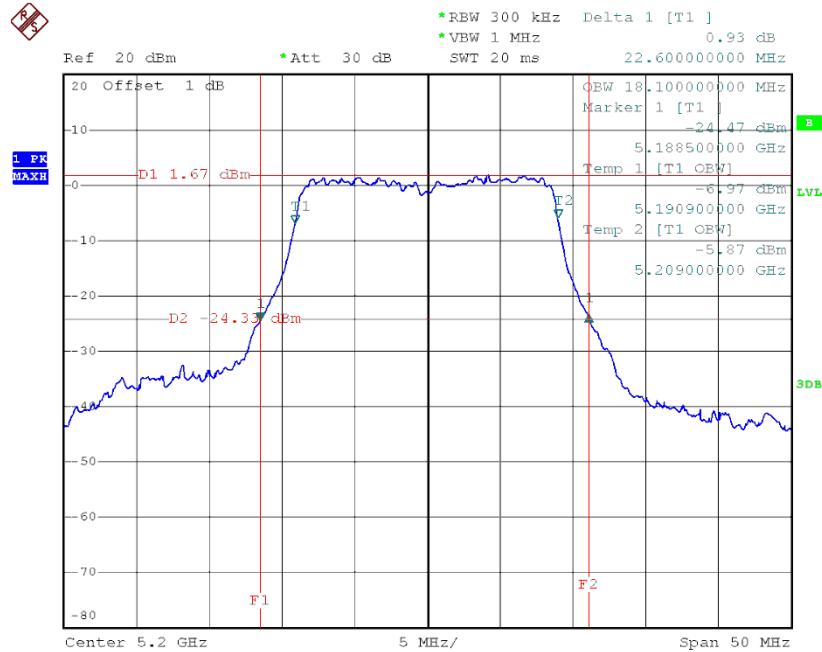
Channel	Frequency (MHz)	26dB Bandwidth (MHz)	99% Occupied Bandwidth (MHz)
CH36	5180	22.80	18.10
CH40	5200	22.60	18.10
CH48	5240	22.80	18.10

TX CH36



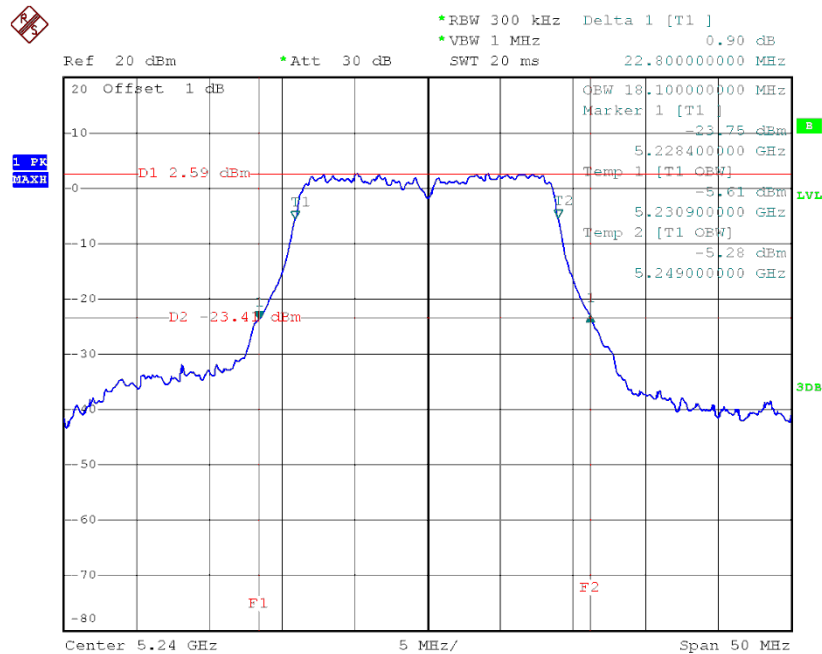
Date: 23.AUG.2014 11:40:12

TX CH40



Date: 23.AUG.2014 11:41:36

TX CH48

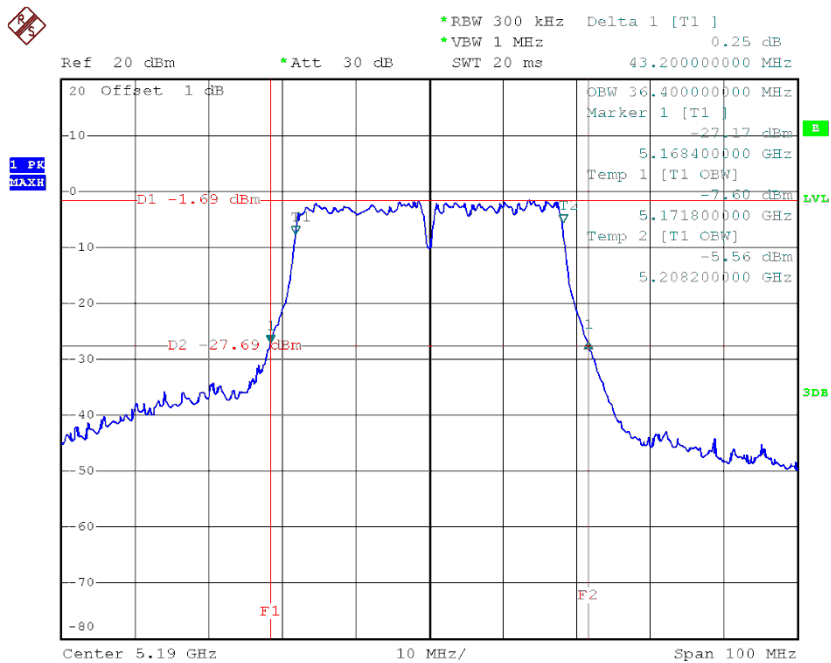


Date: 23.AUG.2014 11:42:56

Test Mode :TX N40 Mode_CH38/CH46

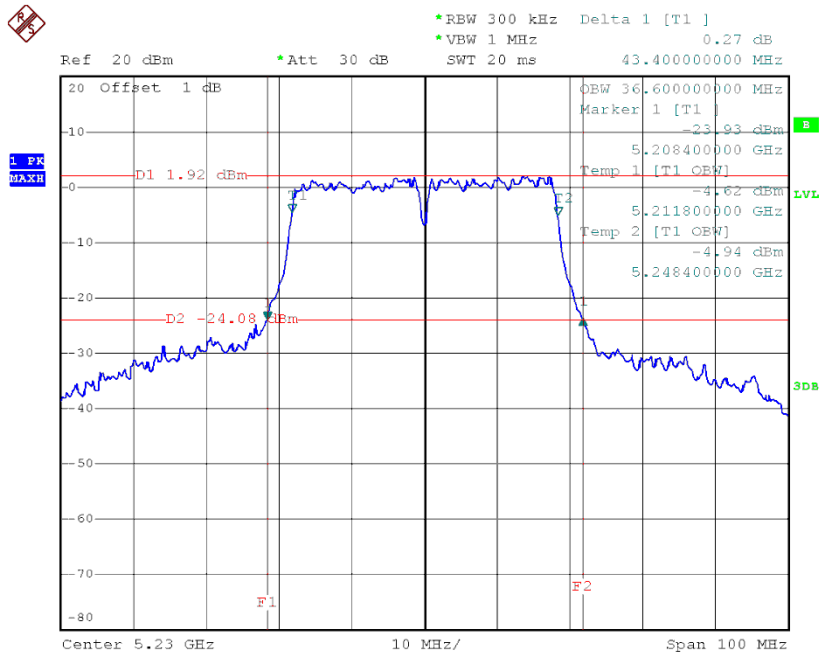
Channel	Frequency (MHz)	26dB Bandwidth (MHz)	99% Occupied Bandwidth (MHz)
CH38	5755	43.20	36.40
CH46	5795	43.40	36.60

TX CH38



Date: 23.AUG.2014 11:47:26

TX CH46

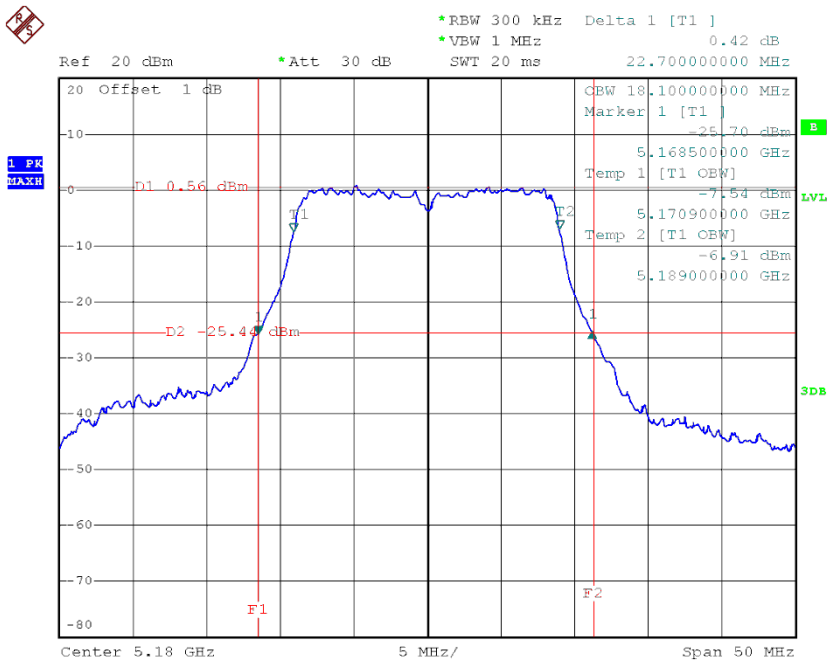


Date: 23.AUG.2014 11:48:52

Test Mode :TX AC N20 Mode_CH36/CH40/CH48

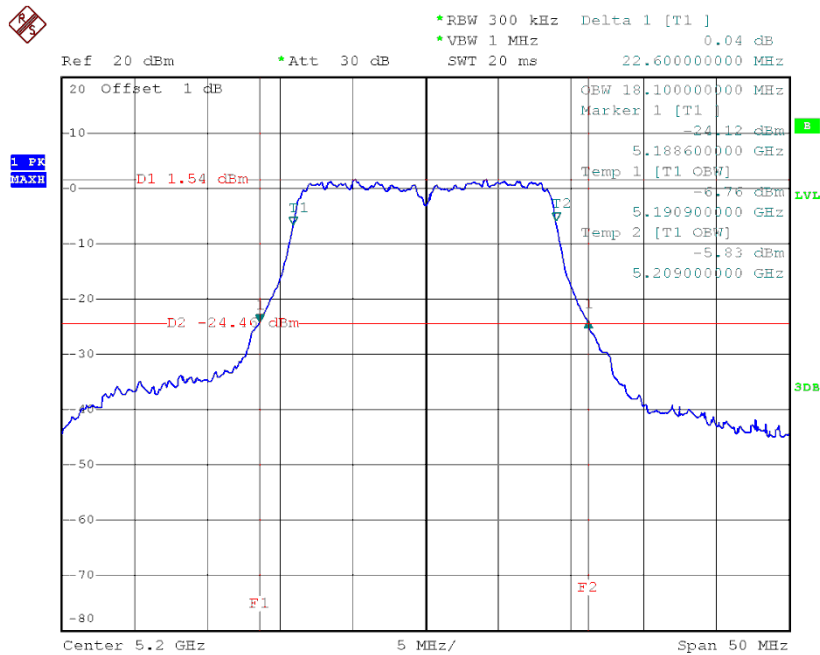
Channel	Frequency (MHz)	26dB Bandwidth (MHz)	99% Occupied Bandwidth (MHz)
CH36	5180	22.70	18.10
CH40	5200	22.60	18.10
CH48	5240	22.90	18.10

TX CH36



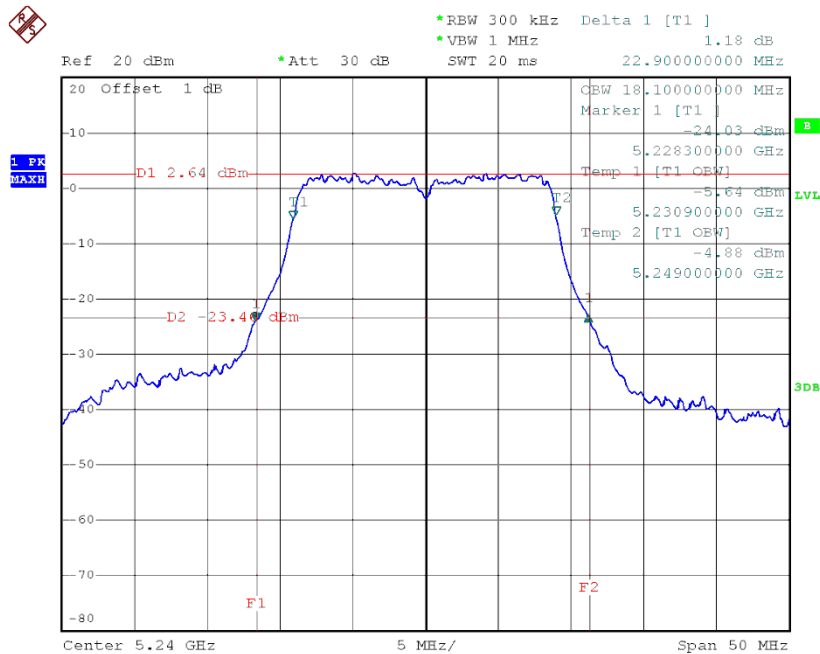
Date: 23.AUG.2014 11:53:17

TX CH40



Date: 23.AUG.2014 11:54:43

TX CH48

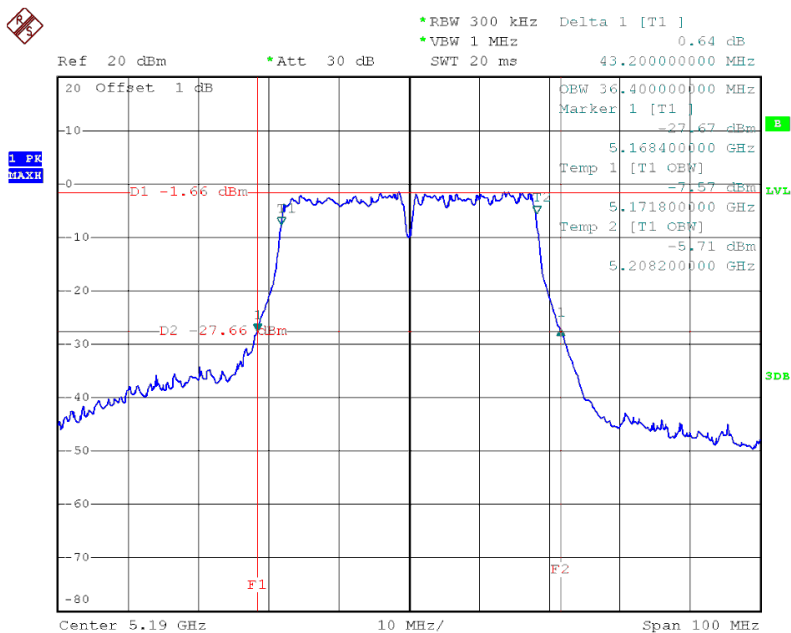


Date: 23.AUG.2014 11:56:15

Test Mode :TX AC N40 Mode_CH38/CH46

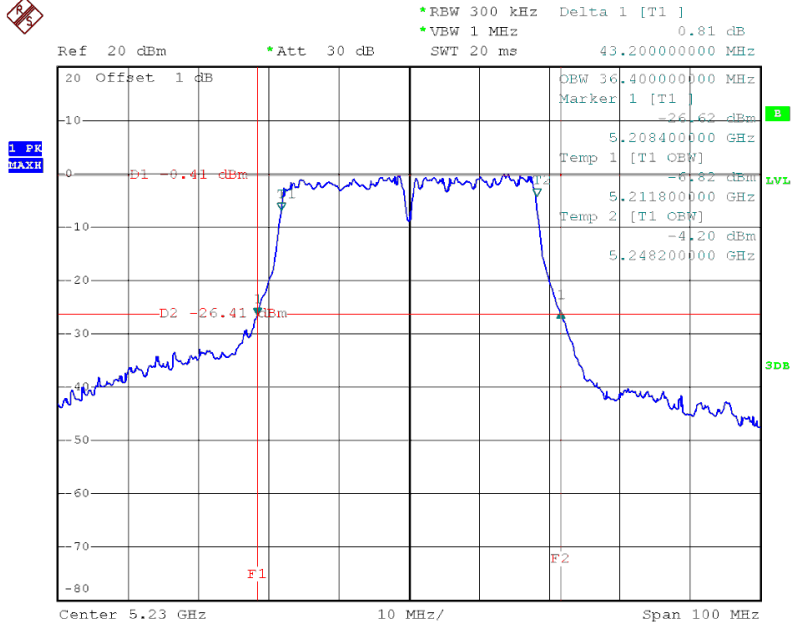
Channel	Frequency (MHz)	26dB Bandwidth (MHz)	99% Occupied Bandwidth (MHz)
CH38	5755	43.20	36.40
CH46	5795	43.20	36.40

TX CH38



Date: 23.AUG.2014 12:01:13

TX CH46

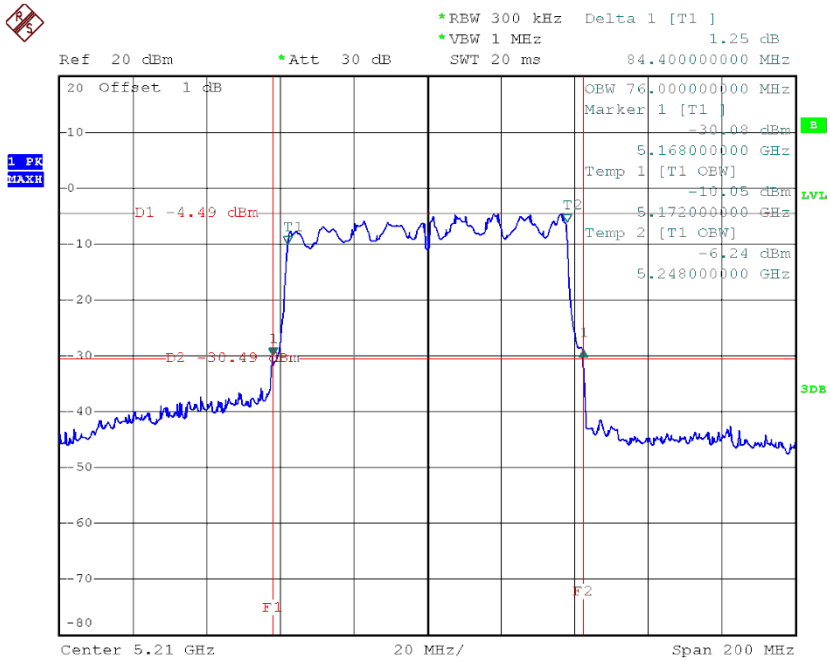


Date: 23.AUG.2014 12:03:39

Test Mode :TX AC N80 Mode_CH42

Channel	Frequency (MHz)	26dB Bandwidth (MHz)	99% Occupied Bandwidth (MHz)
CH42	5725	84.40	76.00

TX CH42



Date: 23.AUG.2014 12:14:50

26DB BANDWIDTH Measurement Photos

ATTACHMENT F - MAXIMUM OUTPUT POWER

Test Mode :TX A Mode					
Test Channel	Frequency (MHz)	AVG Output Power (dBm)	PEAK Output Power (dBm)	LIMIT (dBm)	LIMIT (W)
CH36	5180	12.54	21.55	30.00	1.0000
CH40	5200	13.89	22.32	30.00	1.0000
CH48	5240	16.55	23.14	30.00	1.0000

Test Mode :TX N20 Mode					
Test Channel	Frequency (MHz)	AVG Output Power (dBm)	PEAK Output Power (dBm)	LIMIT (dBm)	LIMIT (W)
CH36	5180	13.52	22.12	30.00	1.0000
CH40	5200	14.04	22.30	30.00	1.0000
CH48	5240	15.30	22.64	30.00	1.0000

Test Mode :TX N40 Mode					
Test Channel	Frequency (MHz)	AVG Output Power (dBm)	PEAK Output Power (dBm)	LIMIT (dBm)	LIMIT (W)
CH38	5190	14.28	22.32	30.00	1.0000
CH46	5230	17.57	23.41	30.00	1.0000

Test Mode :TX AC N20 Mode					
Test Channel	Frequency (MHz)	AVG Output Power (dBm)	PEAK Output Power (dBm)	LIMIT (dBm)	LIMIT (W)
CH36	5180	13.53	21.73	30.00	1.0000
CH40	5200	14.28	22.22	30.00	1.0000
CH48	5240	15.17	22.67	30.00	1.0000

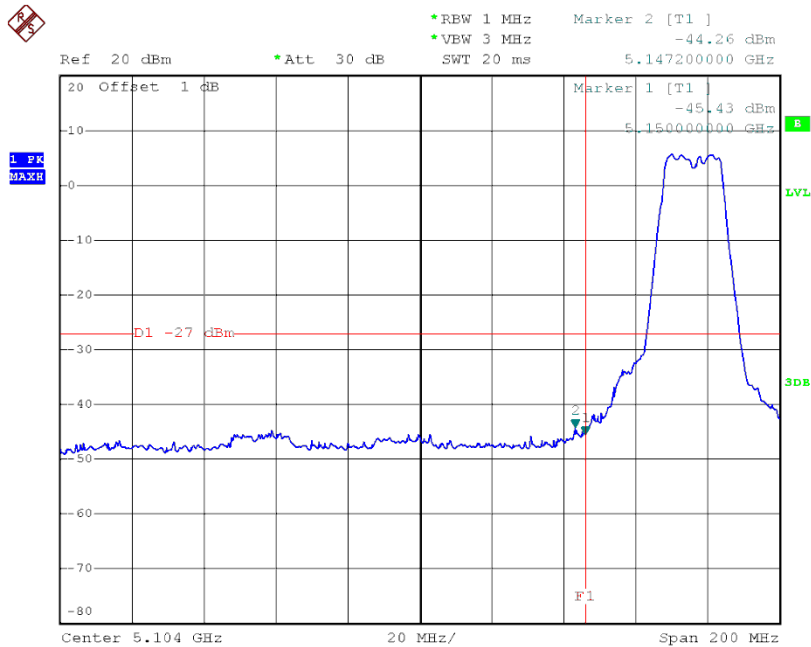
Test Mode :TX AC N40 Mode					
Test Channel	Frequency (MHz)	AVG Output Power (dBm)	PEAK Output Power (dBm)	LIMIT (dBm)	LIMIT (W)
CH38	5190	13.81	22.42	30.00	1.0000
CH46	5230	17.30	23.88	30.00	1.0000

Test Mode :TX AC N80 Mode					
Test Channel	Frequency (MHz)	AVG Output Power (dBm)	PEAK Output Power (dBm)	LIMIT (dBm)	LIMIT (W)
CH42	5210	12.51	22.36	30.00	1.0000

MAXIMUM OUTPUT POWER Measurement Photos

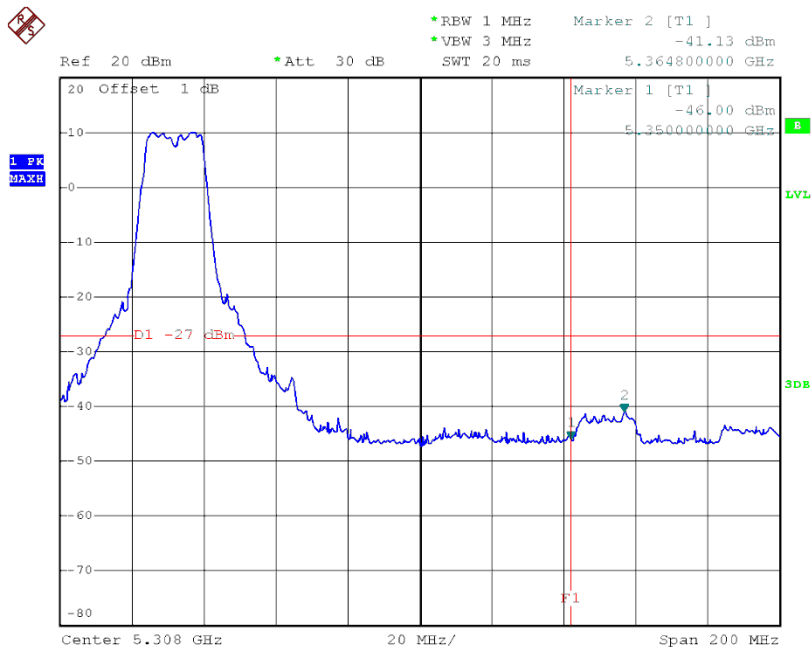
Test Mode : TX A Mode

TX mode CH36



Date: 23.AUG.2014 11:31:24

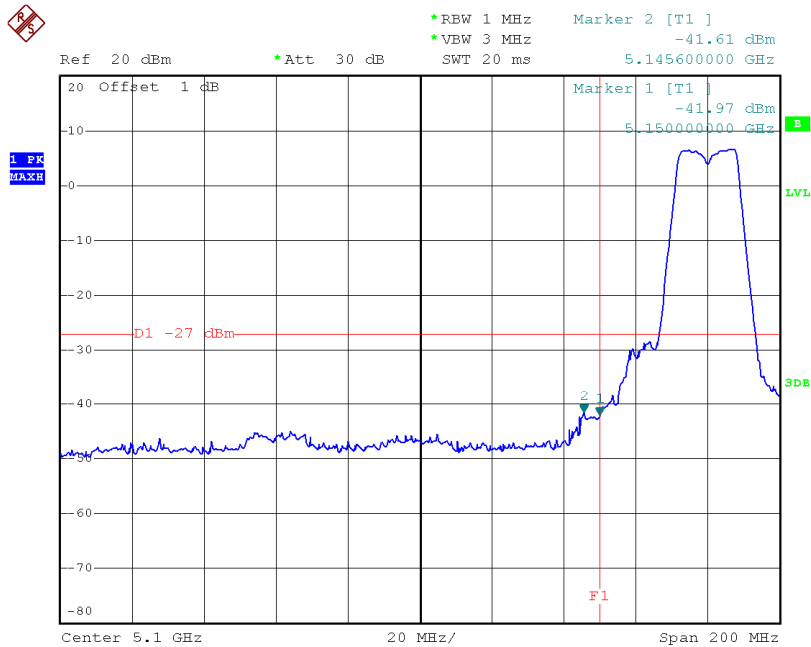
TX mode CH48



Date: 23.AUG.2014 11:37:12

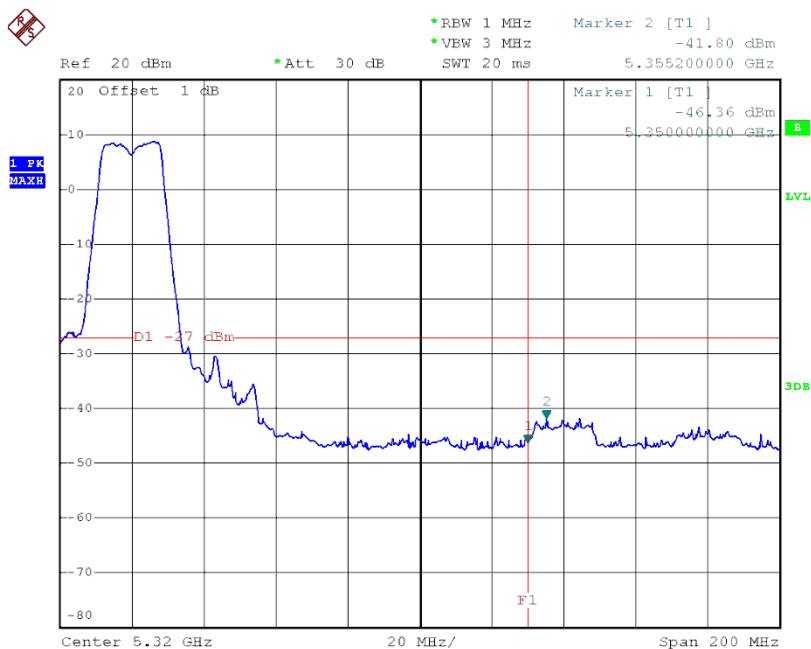
Test Mode : TX N20 Mode

TX mode CH36



Date: 23.AUG.2014 11:39:15

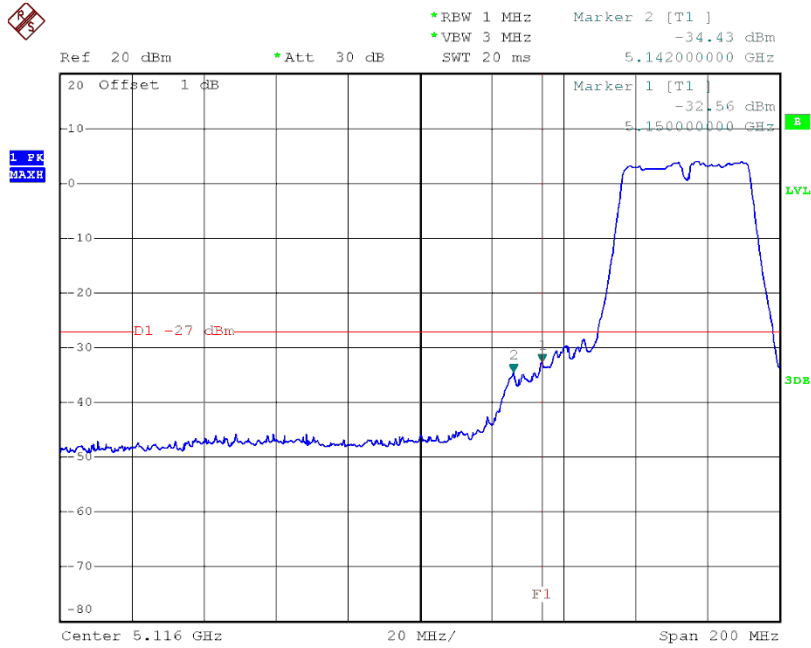
TX mode CH48



Date: 23.AUG.2014 11:43:34

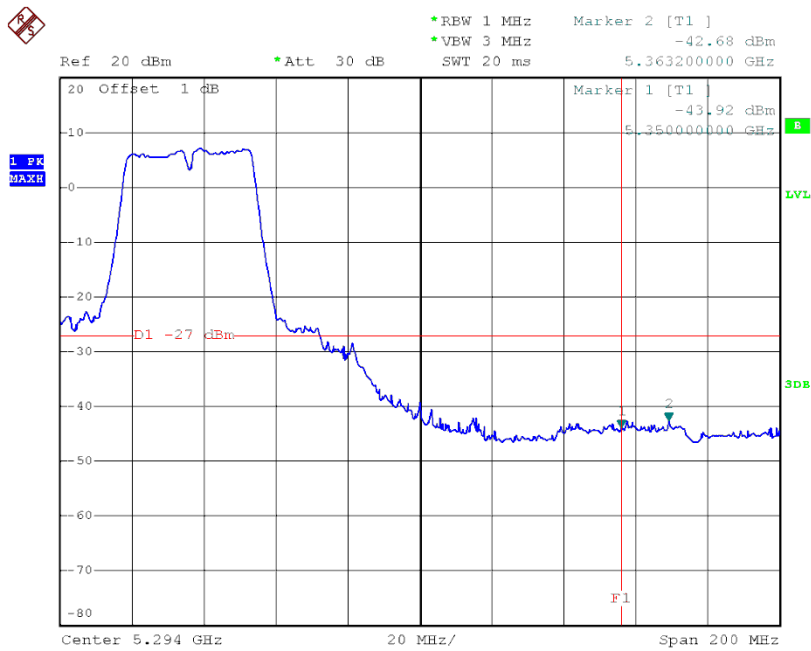
Test Mode : TX N40 Mode

TX mode CH38



Date: 23.AUG.2014 11:46:23

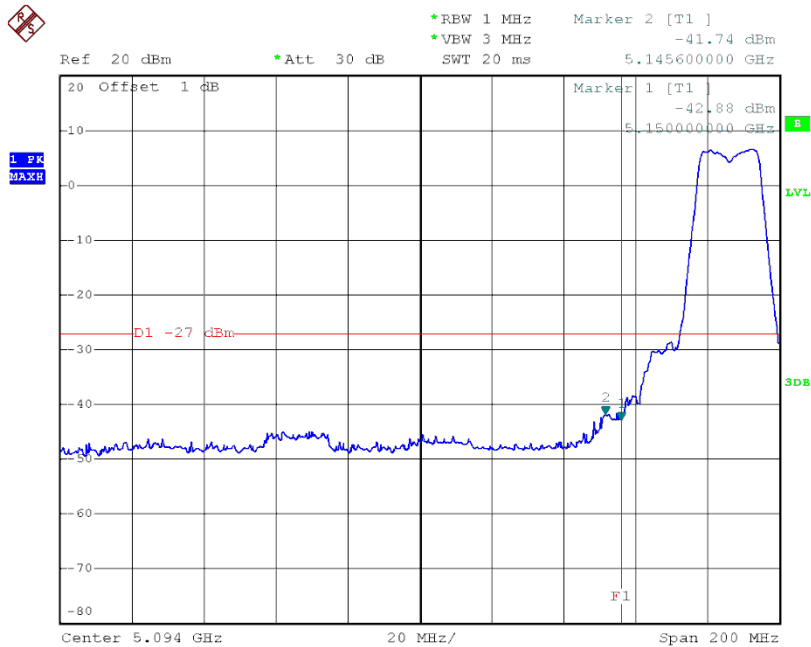
TX mode CH46



Date: 23.AUG.2014 11:50:22

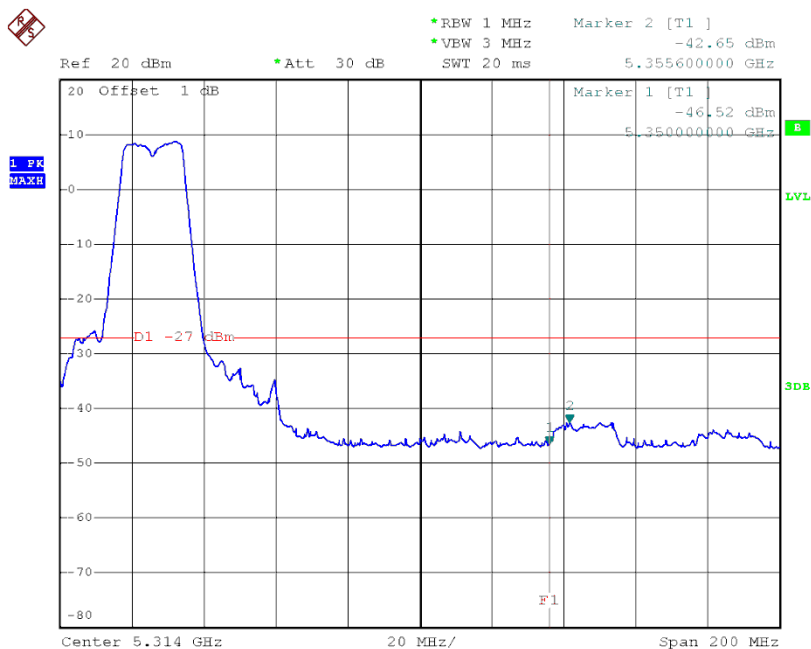
Test Mode : TX AC N20 Mode

TX mode CH36



Date: 23.AUG.2014 11:52:26

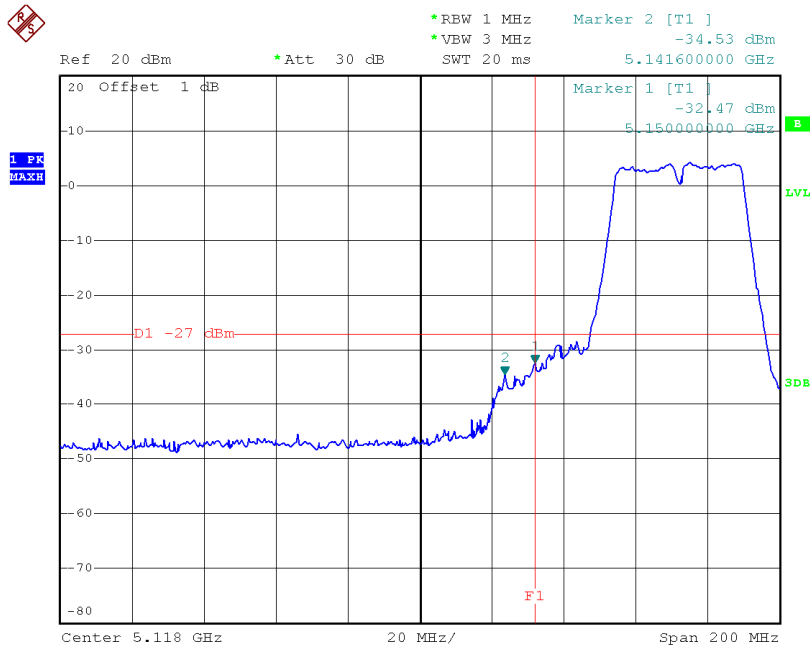
TX mode CH48



Date: 23.AUG.2014 11:57:01

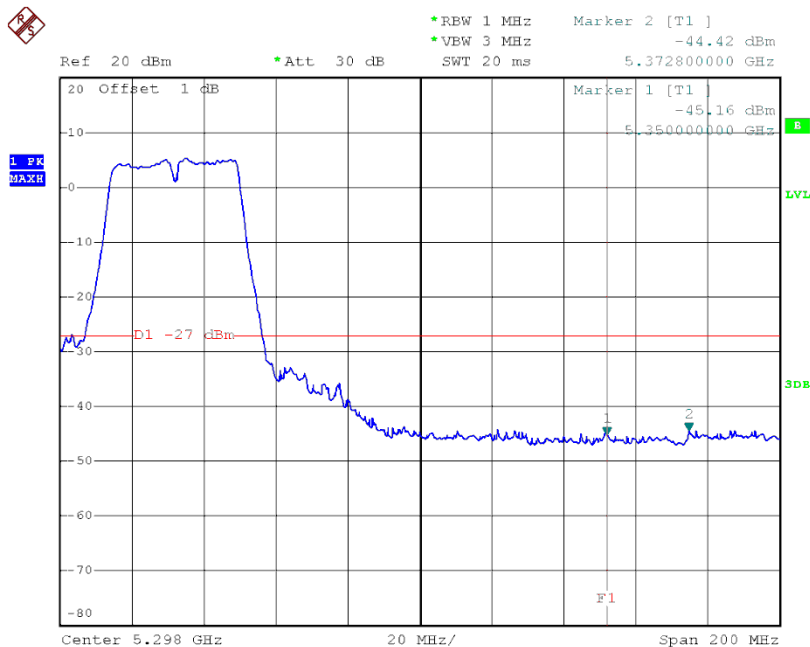
Test Mode : TX AC N40 Mode

TX mode CH38



Date: 23.AUG.2014 12:00:15

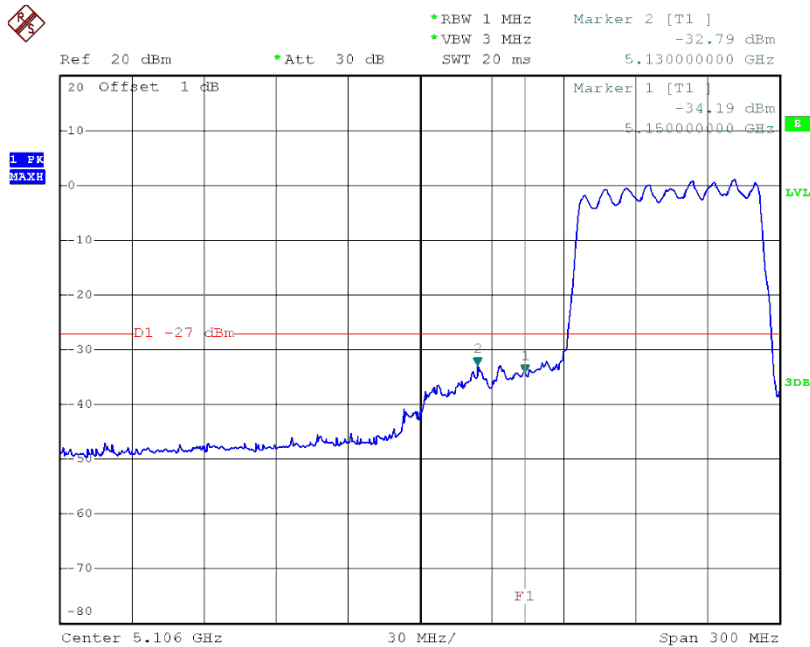
TX mode CH46



Date: 23.AUG.2014 12:05:13

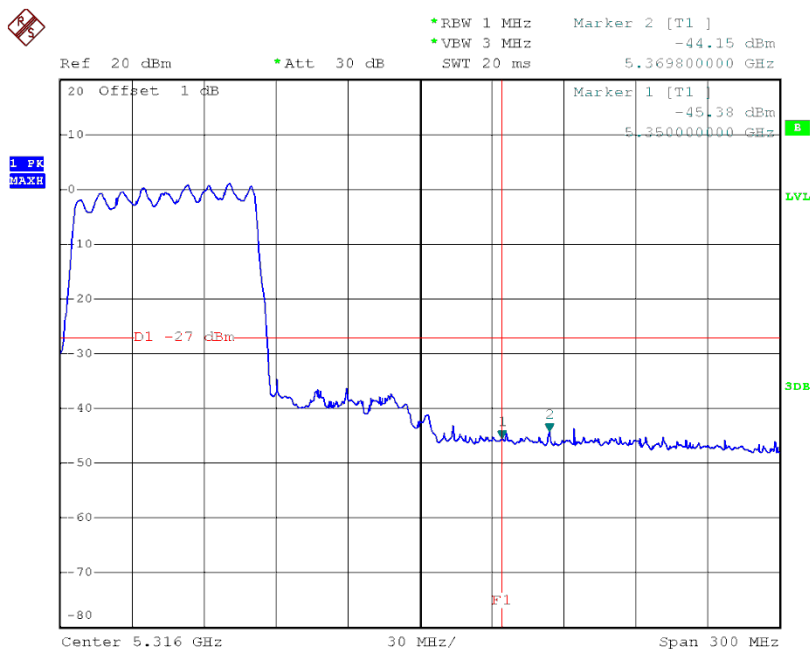
Test Mode : TX AC N80 Mode

TX mode CH42



Date: 23.AUG.2014 12:12:46

TX mode CH42



Date: 23.AUG.2014 12:12:14

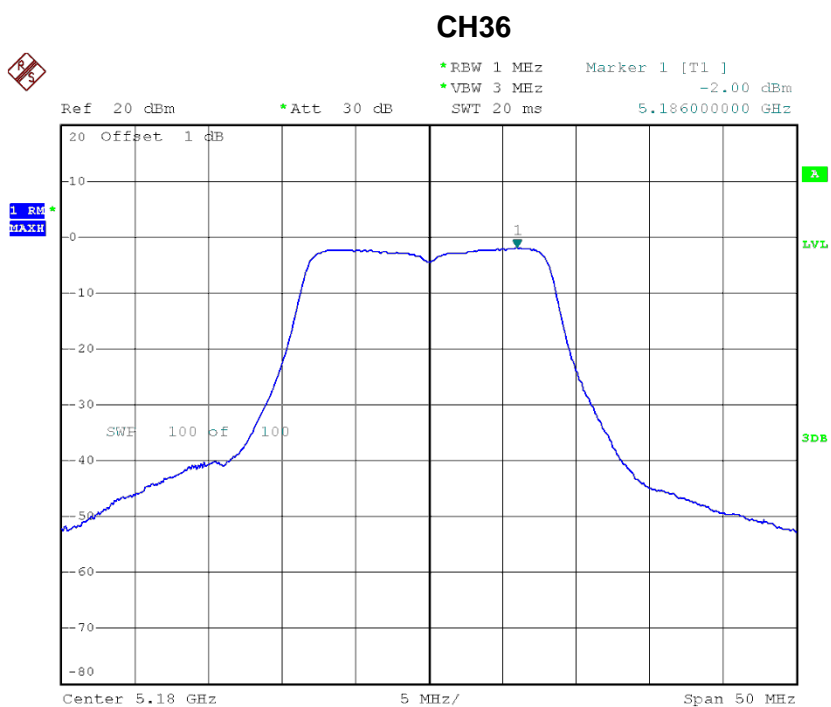
ANTENNA CONDUCTED SPURIOUS EMISSION Measurement Photos



ATTACHMENT H - POWER SPECTRAL DENSITY

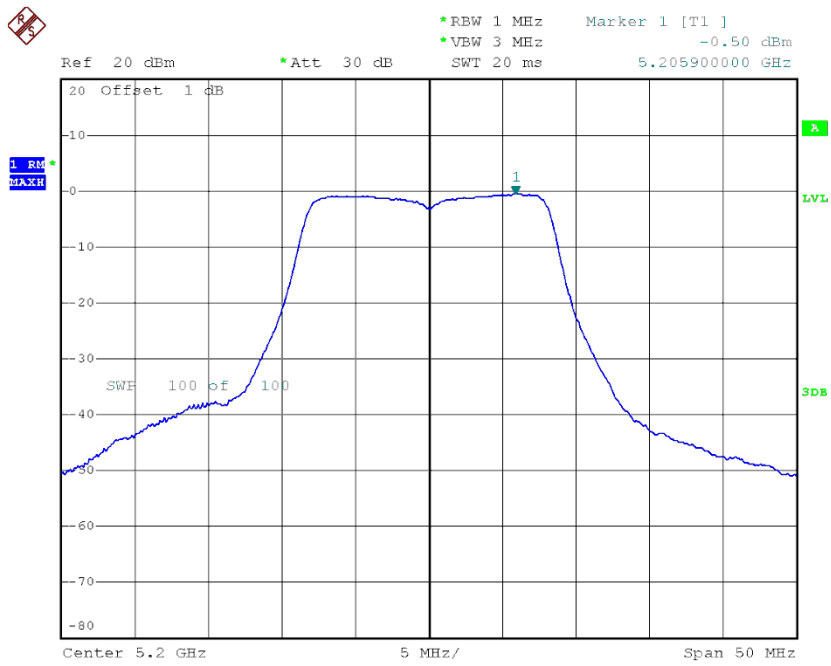
Test Mode :TX A Mode_CH36/40/48

Test Channel	Frequency (MHz)	Power Density (dBm)	LIMIT (dBm)
CH36	5180	-2.00	17.00
CH40	5200	-0.50	17.00
CH48	5240	2.56	17.00



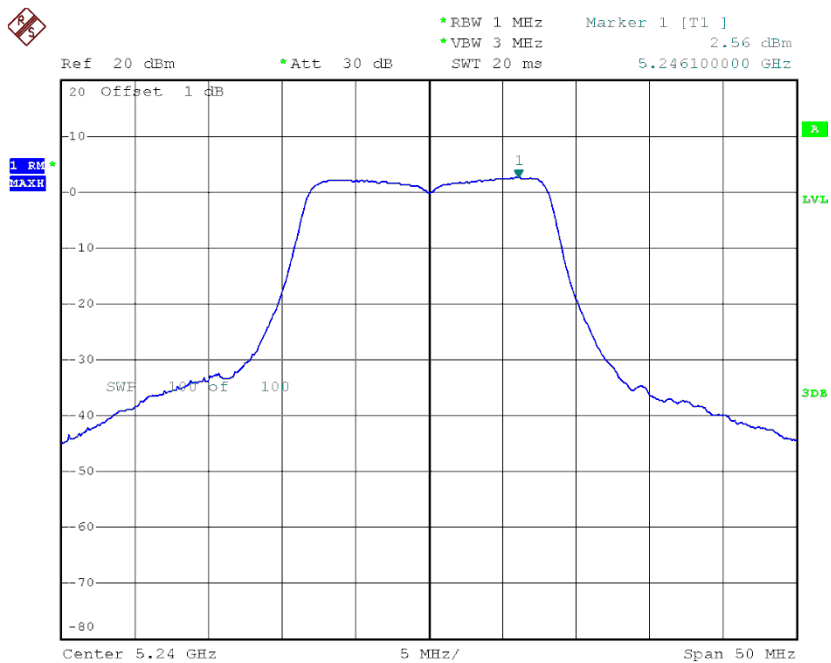
Date: 23.AUG.2014 11:28:39

CH40



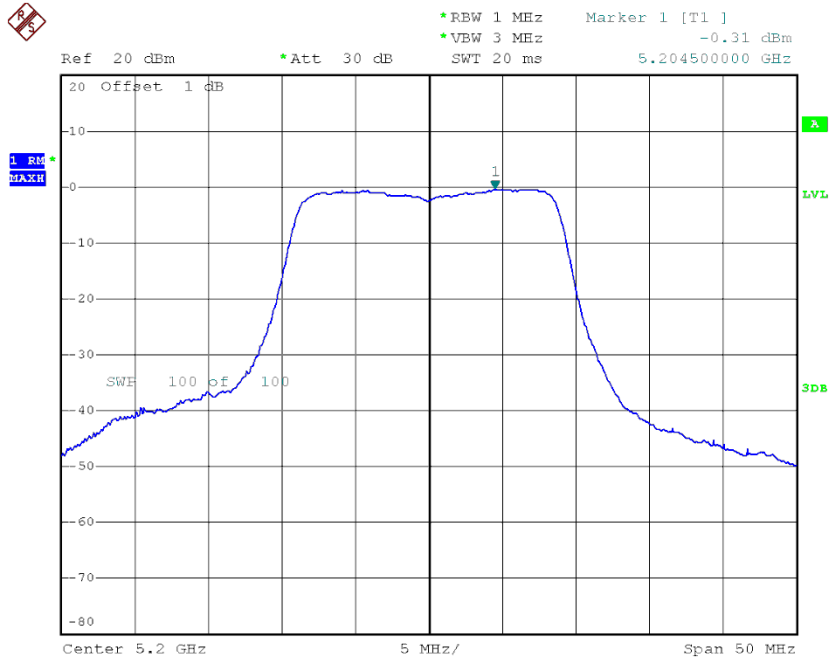
Date: 23.AUG.2014 11:32:01

CH48



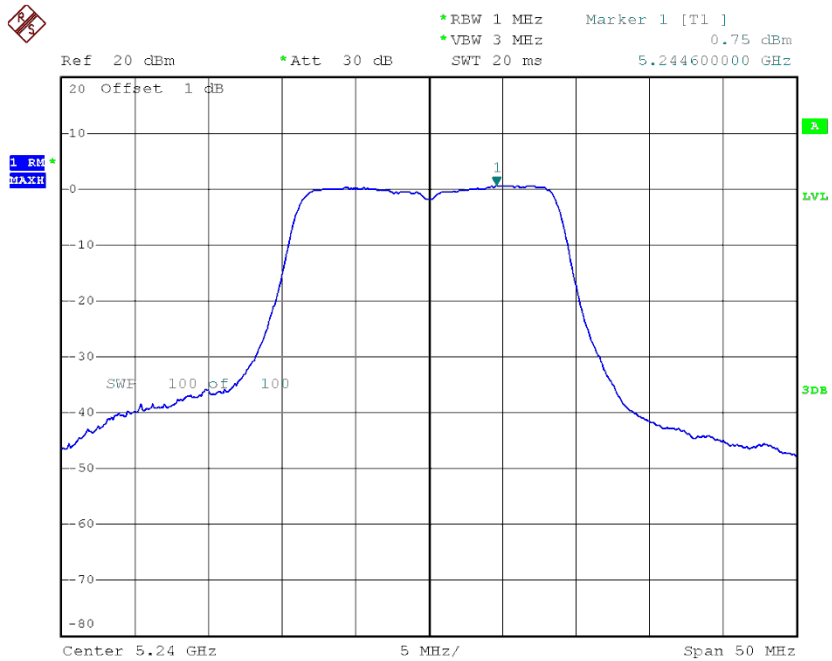
Date: 23.AUG.2014 11:35:06

CH40



Date: 23.AUG.2014 11:40:47

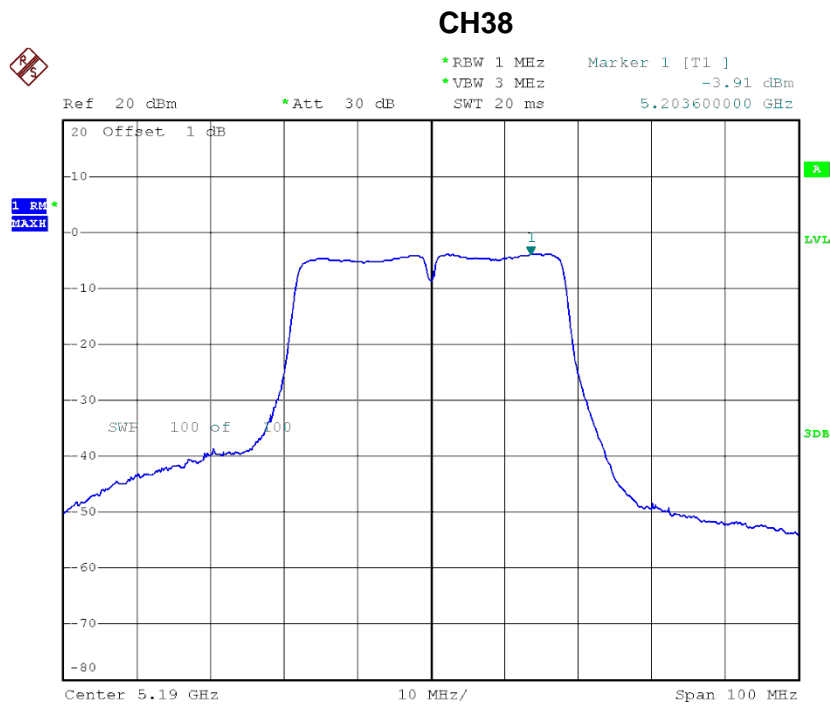
CH48



Date: 23.AUG.2014 11:42:05

Test Mode :TX N40 Mode_CH38/46

Test Channel	Frequency (MHz)	Power Density (dBm)	LIMIT (dBm)
CH38	5190	-3.91	17.00
CH46	5230	-0.14	17.00

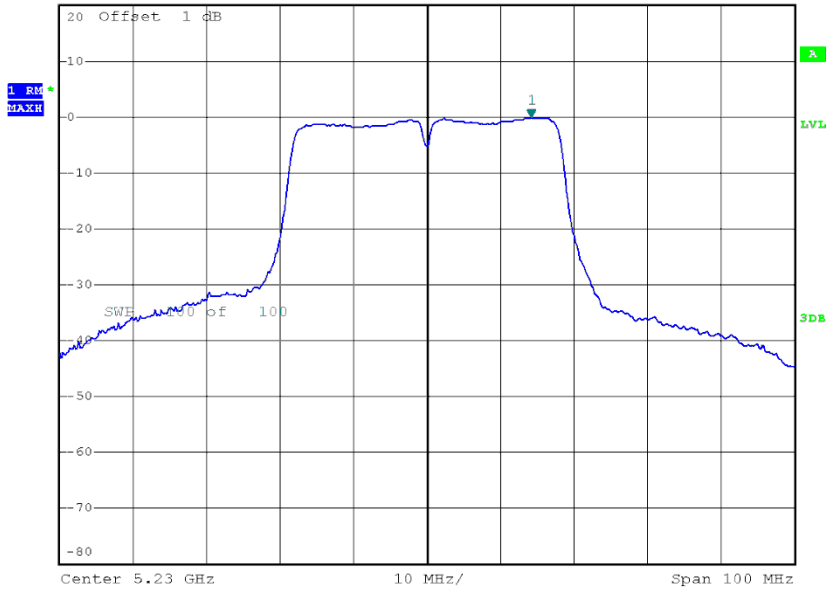


Date: 23.AUG.2014 11:45:42

CH46



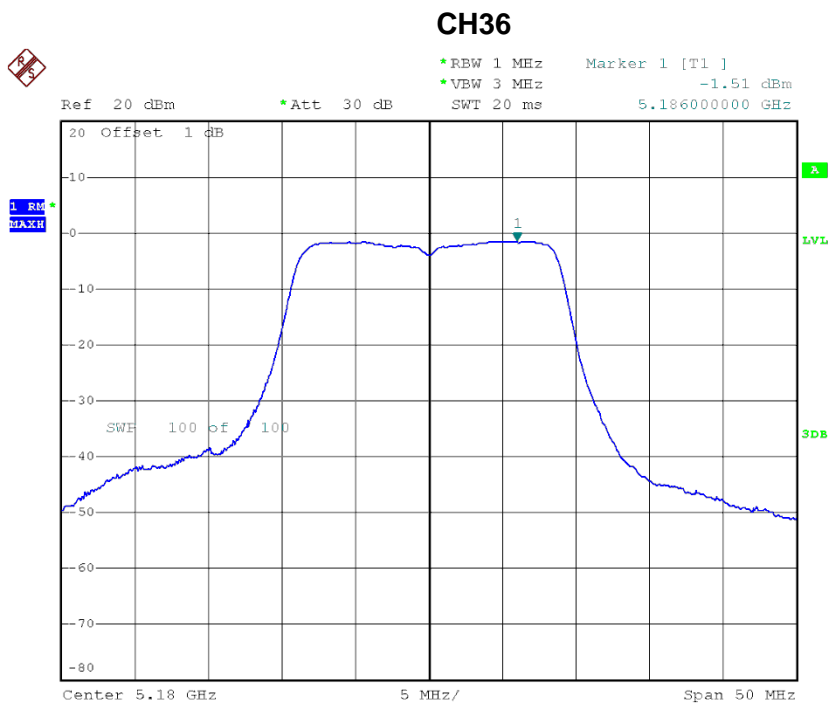
Ref 20 dBm *Att 30 dB *RBW 1 MHz Marker 1 [T1] -0.14 dBm
*VBW 3 MHz SWT 20 ms 5.244200000 GHz



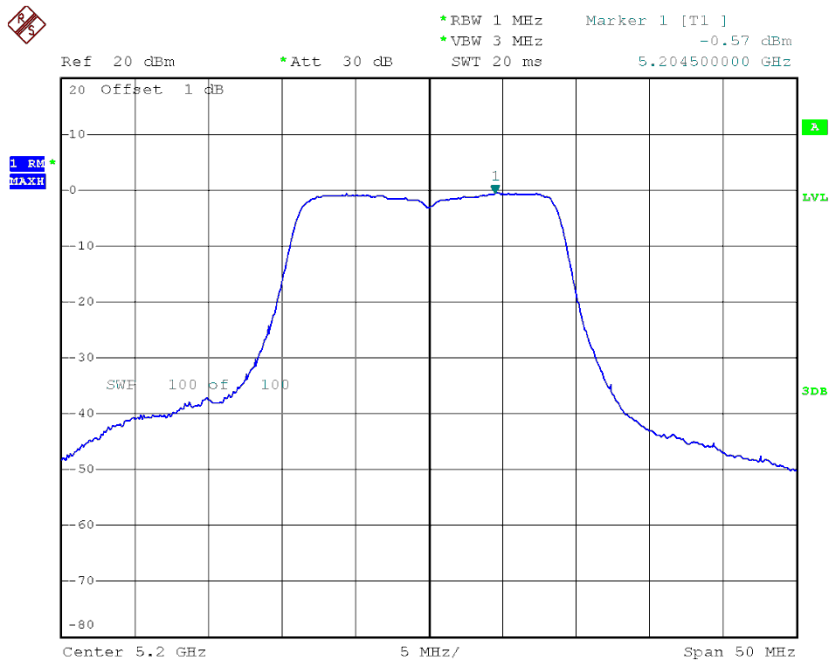
Date: 23.AUG.2014 11:47:59

Test Mode :TX AC N20 Mode_CH13/40/48

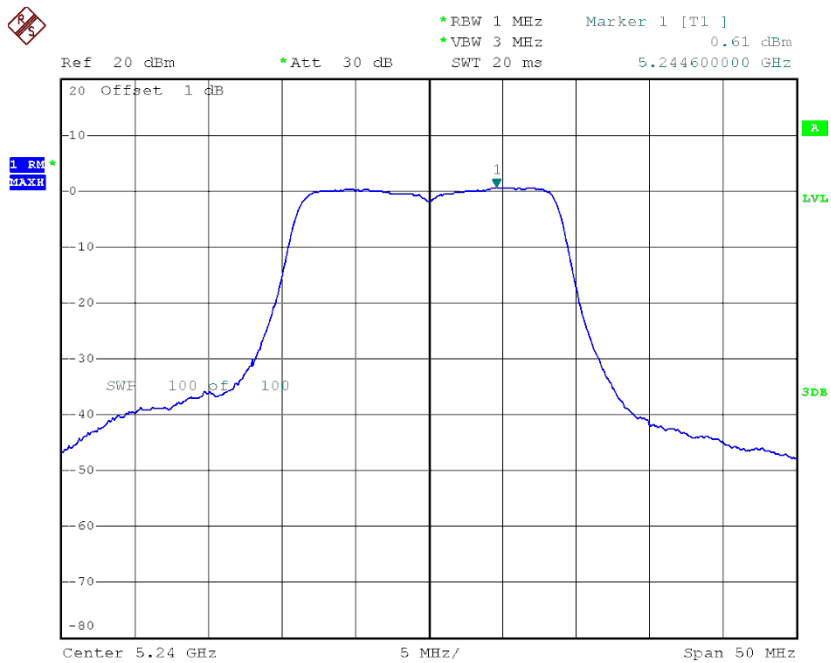
Test Channel	Frequency (MHz)	Power Density (dBm)	LIMIT (dBm)
CH36	5180	-1.51	17.00
CH40	5200	-0.57	17.00
CH48	5240	0.61	17.00



Date: 23.AUG.2014 11:51:43

CH40

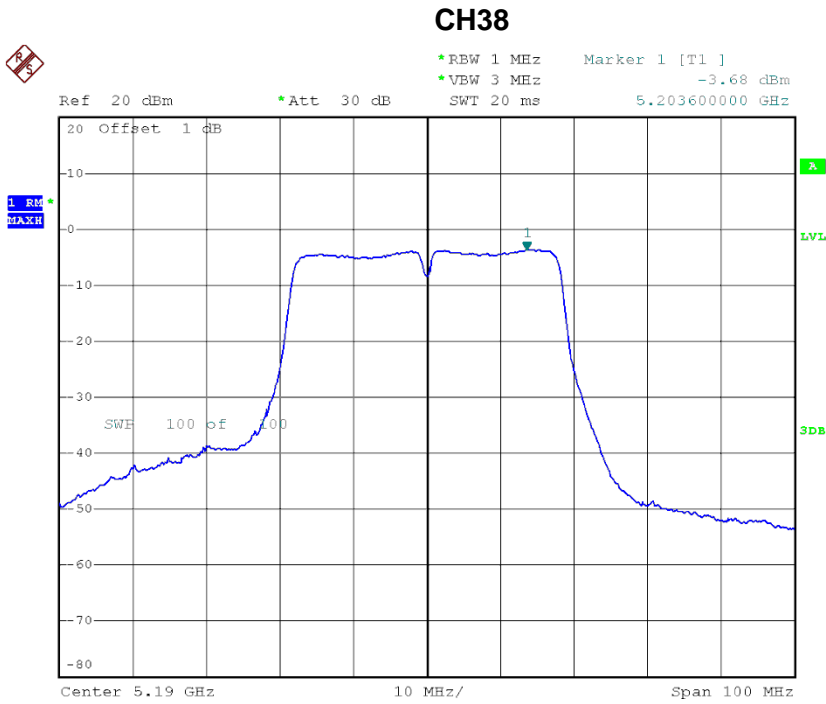
Date: 23.AUG.2014 11:53:55

CH48

Date: 23.AUG.2014 11:55:07

Test Mode :TX AC N40 Mode_CH38/46

Test Channel	Frequency (MHz)	Power Density (dBm)	LIMIT (dBm)
CH38	5190	-3.68	17.00
CH46	5230	-2.89	17.00

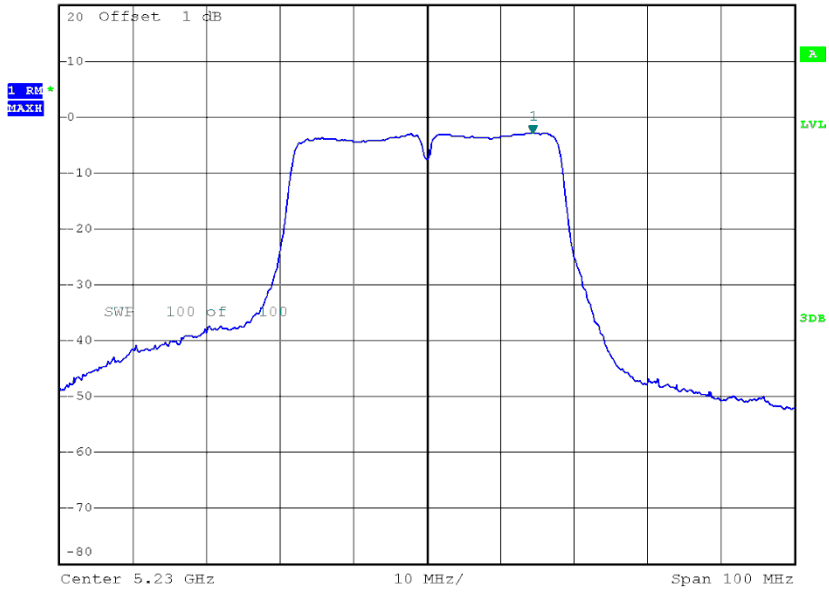


Date: 23.AUG.2014 11:59:50

CH46



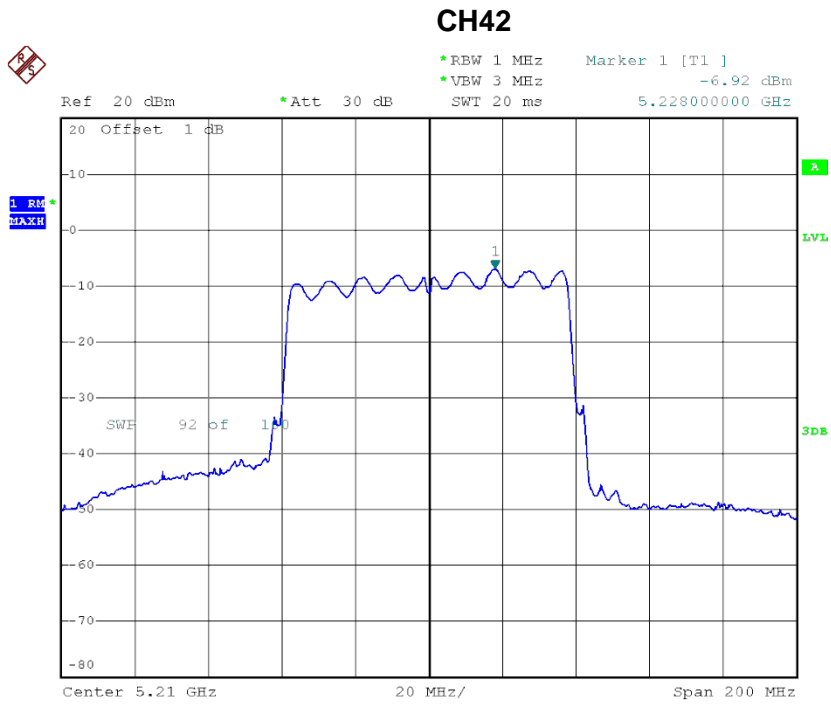
Ref 20 dBm *Att 30 dB *RBW 1 MHz Marker 1 [T1] -2.89 dBm
*VBW 3 MHz SWT 20 ms 5.244400000 GHz



Date: 23.AUG.2014 12:03:50

Test Mode :TX AC N80 Mode_CH42

Test Channel	Frequency (MHz)	Power Density (dBm)	LIMIT (dBm)
CH42	5210	-6.92	17.00



Date: 23.AUG.2014 12:11:38

POWER SPECTRAL DENSITY Measurement Photos

ATTACHMENT I – FREQUENCY STABILITY

Test Mode :	UNII-1
--------------------	---------------

Voltage vs. Frequency Stability

Voltage	Measurement Frequency (MHz)
(V)	5180
132	5180.008780
120	5180.008720
118	5180.008800
Max. Deviation (MHz)	0.008800
Max. Deviation (ppm)	1.70

Temperature vs. Frequency Stability

Temperature	Measurement Frequency (MHz)
(°C)	5180
-5	5180.008900
5	5180.008500
15	5180.008000
25	5180.008000
35	5180.008000
45	5180.008000
50	5180.008000
Max. Deviation (MHz)	0.008900
Max. Deviation (ppm)	1.718147

FREQUENCY STABILITY Measurement Photos

11. EUT PHOTO





