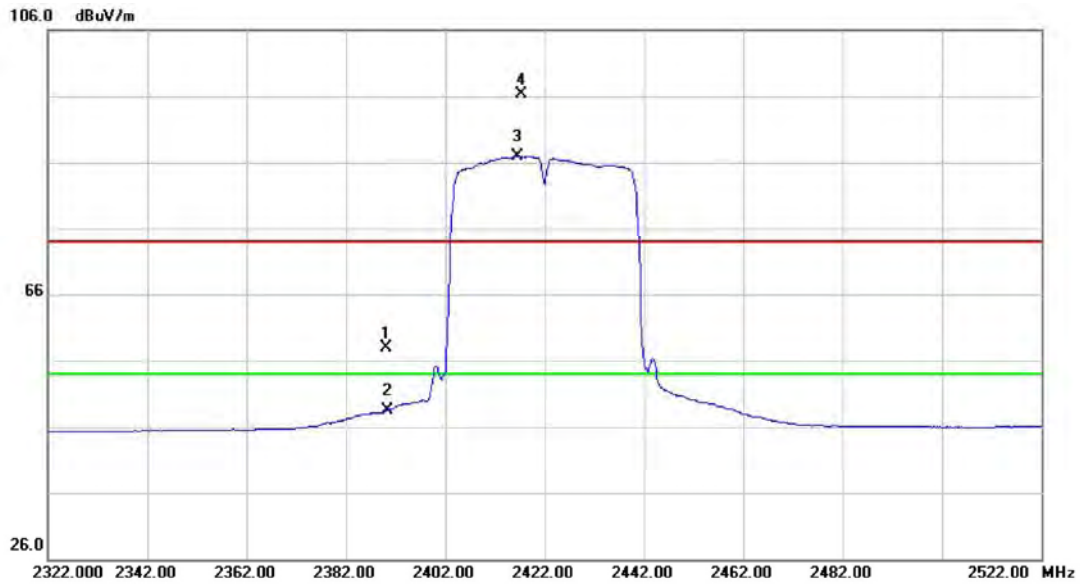


Orthogonal Axis :	X
Test Mode :	TX N-40M MODE 2422MHz

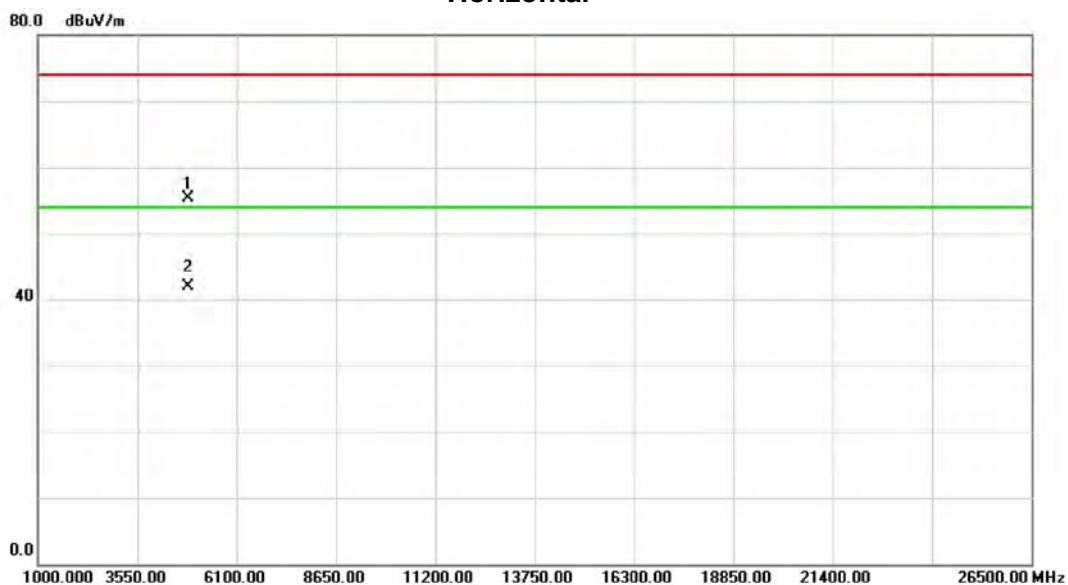
Horizontal



No.	Mk.	Freq. MHz	Reading Level dBuV	Correct Factor dB	Measure- ment dBuV/m	Limit dBuV/m	Over dB	Detector	Comment
1		2390.000	24.63	33.35	57.98	74.00	-16.02	peak	
2		2390.000	15.06	33.35	48.41	54.00	-5.59	AVG	
3	*	2416.600	53.54	33.36	86.90	54.00	32.90	AVG	Fundamental frequency, no limit
4	X	2417.200	62.87	33.36	96.23	74.00	22.23	peak	Fundamental frequency, no limit

Orthogonal Axis :	X
Test Mode :	TX N-40M MODE 2422MHz

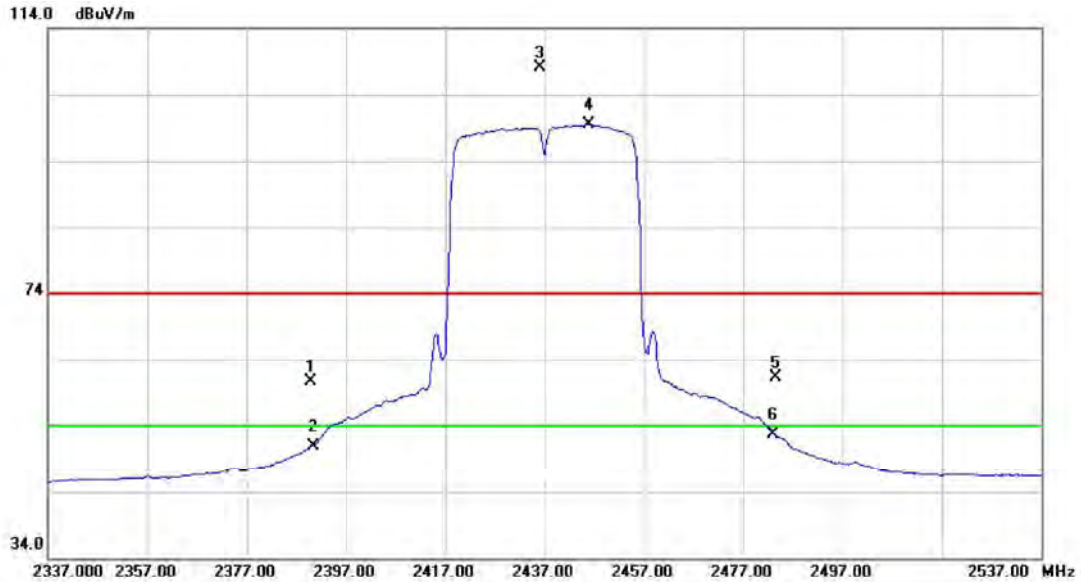
Horizontal



No.	Mk.	Freq. MHz	Reading Level dBuV	Correct Factor dB	Measure- ment dBuV/m	Limit dBuV/m	Over dB	Detector	Comment
1		4844.290	47.21	8.05	55.26	74.00	-18.74	peak	
2	*	4844.290	33.92	8.05	41.97	54.00	-12.03	AVG	

Orthogonal Axis :	X
Test Mode :	TX N-40M MODE 2437MHz

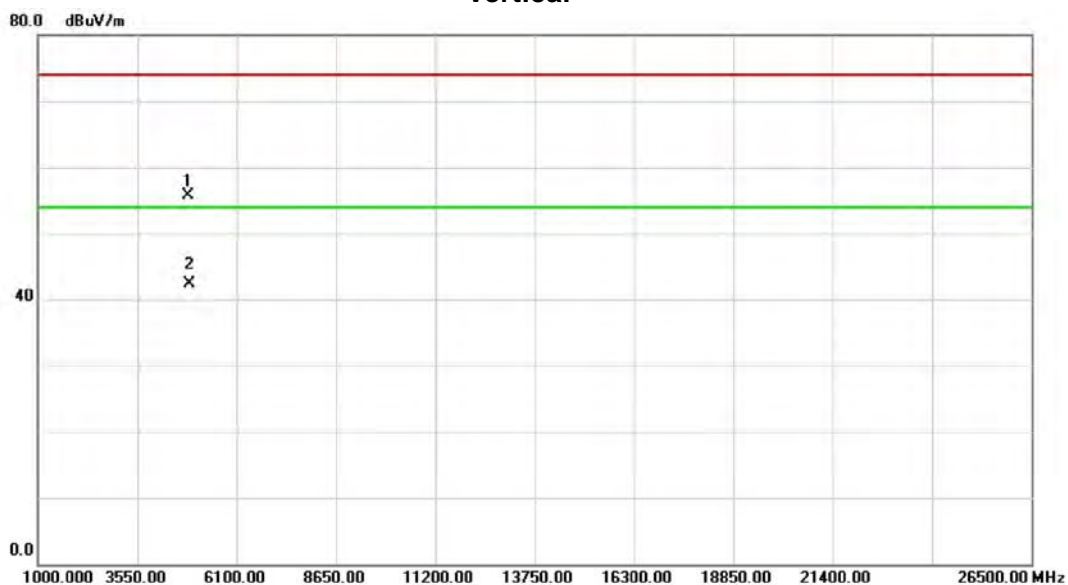
Vertical



No.	Mk.	Freq. MHz	Reading Level dBuV	Correct Factor dB	Measure- ment dBuV/m	Limit dBuV/m	Over dB	Detector	Comment
1		2390.000	27.44	33.35	60.79	74.00	-13.21	peak	
2		2390.000	17.64	33.35	50.99	54.00	-3.01	AVG	
3	X	2436.000	74.78	33.36	108.14	74.00	34.14	peak	Fundamental frequency, no limit
4	*	2445.800	66.21	33.36	99.57	54.00	45.57	AVG	Fundamental frequency, no limit
5		2483.500	27.92	33.37	61.29	74.00	-12.71	peak	
6		2483.500	19.26	33.37	52.63	54.00	-1.37	AVG	

Orthogonal Axis :	X
Test Mode :	TX N-40M MODE 2437MHz

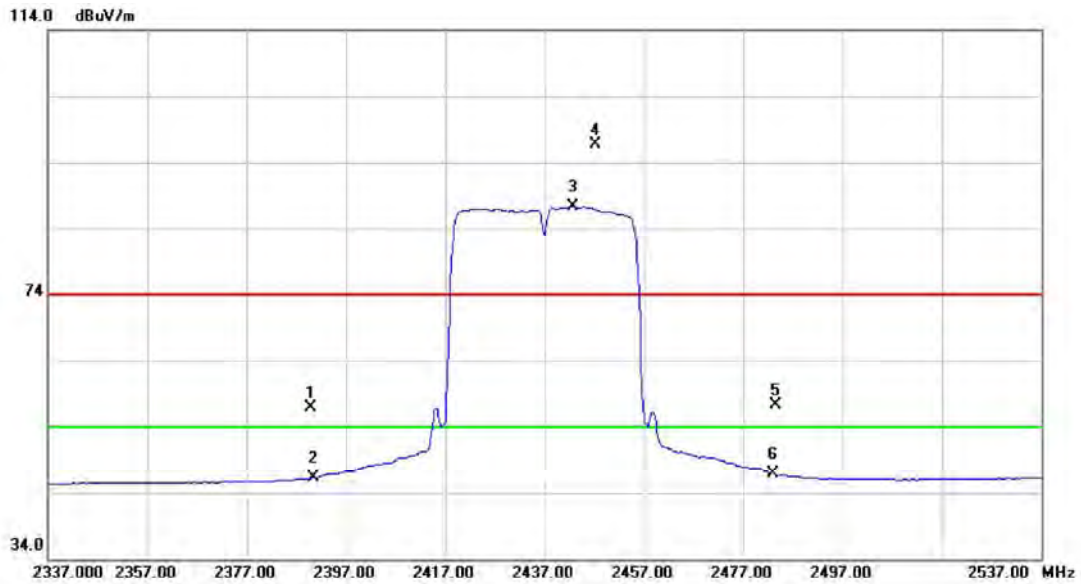
Vertical



No.	Mk.	Freq. MHz	Reading Level dBuV	Correct Factor dB	Measure- ment dBuV/m	Limit dBuV/m	Over dB	Detector	Comment
1		4874.600	47.58	8.11	55.69	74.00	-18.31	peak	
2	*	4874.600	34.28	8.11	42.39	54.00	-11.61	AVG	

Orthogonal Axis :	X
Test Mode :	TX N-40M MODE 2437MHz

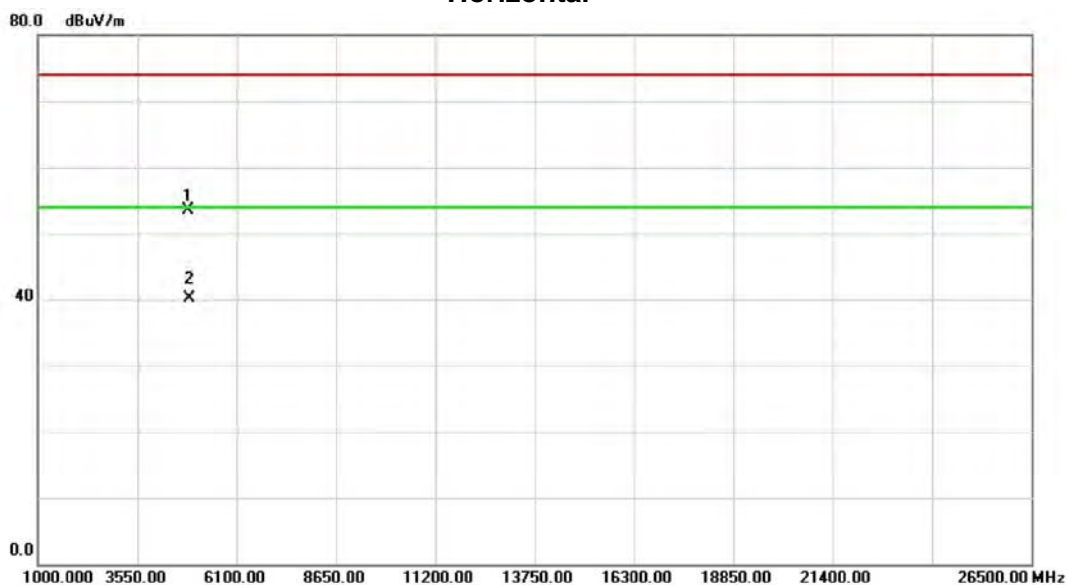
Horizontal



No.	Mk.	Freq. MHz	Reading Level dBuV	Correct Factor dB	Measure- ment dBuV/m	Limit dBuV/m	Over dB	Detector	Comment
1		2390.000	23.49	33.35	56.84	74.00	-17.16	peak	
2		2390.000	12.87	33.35	46.22	54.00	-7.78	AVG	
3	*	2442.800	53.89	33.36	87.25	54.00	33.25	AVG	Fundamental frequency, no limit
4	X	2447.200	63.32	33.36	96.68	74.00	22.68	peak	Fundamental frequency, no limit
5		2483.500	24.01	33.37	57.38	74.00	-16.62	peak	
6		2483.500	13.44	33.37	46.81	54.00	-7.19	AVG	

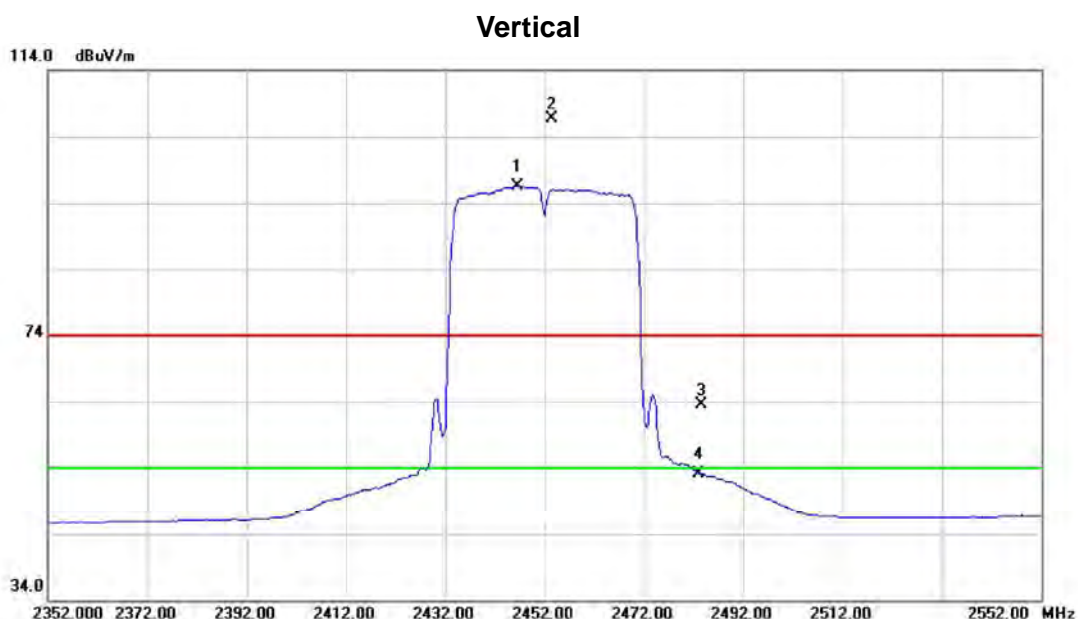
Orthogonal Axis :	X
Test Mode :	TX N-40M MODE 2437MHz

Horizontal



No.	Mk.	Freq. MHz	Reading Level dBuV	Correct Factor dB	Measure- ment dBuV/m	Limit dBuV/m	Over dB	Detector	Comment
1		4875.120	45.35	8.11	53.46	74.00	-20.54	peak	
2	*	4875.120	32.08	8.11	40.19	54.00	-13.81	AVG	

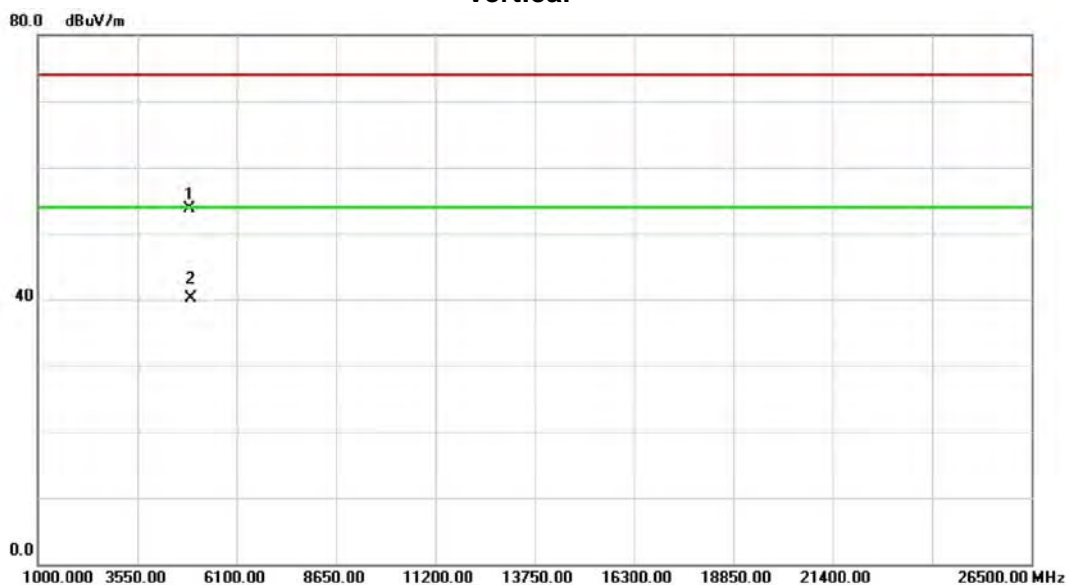
Orthogonal Axis :	X
Test Mode :	TX N-40M MODE 2452MHz



No.	Mk.	Freq. MHz	Reading Level dBuV	Correct Factor dB	Measure- ment dBuV/m	Limit dBuV/m	Over dB	Detector	Comment
1	*	2446.400	63.17	33.36	96.53	54.00	42.53	AVG	Fundamental frequency, no limit
2	X	2453.400	73.39	33.37	106.76	74.00	32.76	peak	Fundamental frequency, no limit
3		2483.500	30.11	33.37	63.48	74.00	-10.52	peak	
4		2483.500	19.72	33.37	53.09	54.00	-0.91	AVG	

Orthogonal Axis :	X
Test Mode :	TX N-40M MODE 2452MHz

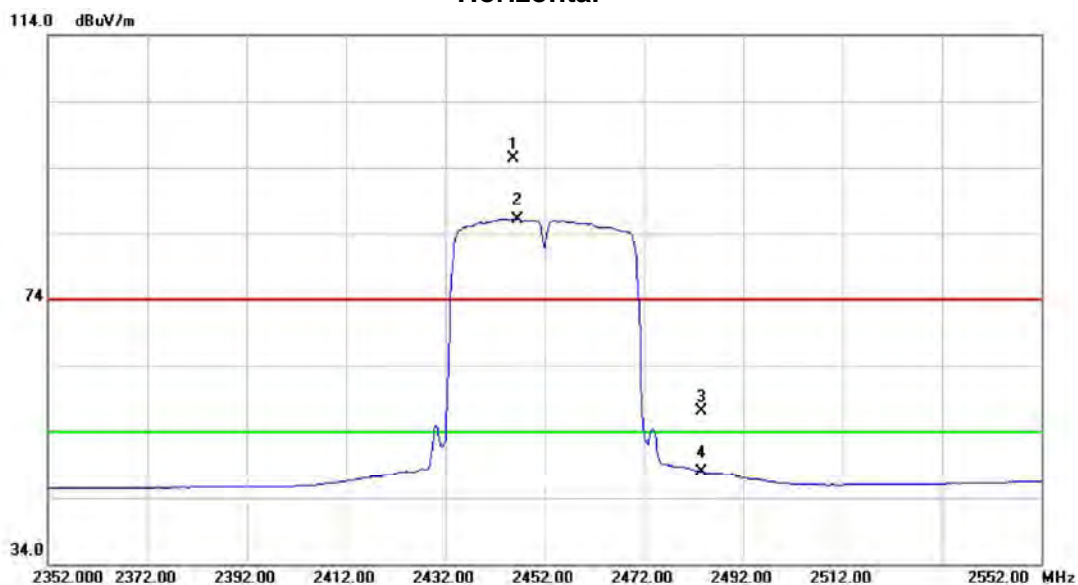
Vertical



No.	Mk.	Freq. MHz	Reading Level dBuV	Correct Factor dB	Measure- ment dBuV/m	Limit dBuV/m	Over dB	Detector	Comment
1		4904.500	45.52	8.17	53.69	74.00	-20.31	peak	
2	*	4904.500	31.95	8.17	40.12	54.00	-13.88	AVG	

Orthogonal Axis :	X
Test Mode :	TX N-40M MODE 2452MHz

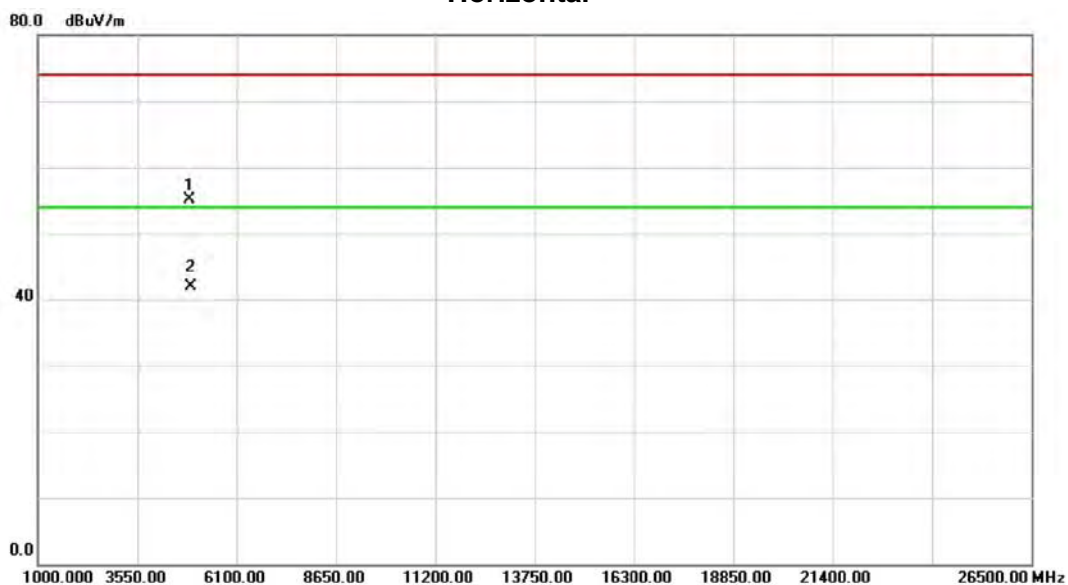
Horizontal



No.	Mk.	Freq. MHz	Reading Level dBuV	Correct Factor dB	Measure- ment dBuV/m	Limit dBuV/m	Over dB	Detector	Comment
1	X	2445.600	61.88	33.36	95.24	74.00	21.24	peak	Fundamental frequency, no limit
2	*	2446.400	52.78	33.36	86.14	54.00	32.14	AVG	Fundamental frequency, no limit
3		2483.500	23.74	33.37	57.11	74.00	-16.89	peak	
4		2483.500	14.53	33.37	47.90	54.00	-6.10	AVG	

Orthogonal Axis :	X
Test Mode :	TX N-40M MODE 2452MHz

Horizontal



No.	Mk.	Freq. MHz	Reading Level dBuV	Correct Factor dB	Measure- ment dBuV/m	Limit dBuV/m	Over dB	Detector	Comment
1		4902.300	46.97	8.16	55.13	74.00	-18.87	peak	
2	*	4902.300	33.72	8.16	41.88	54.00	-12.12	AVG	

Radiated Measurement Photos

Above 1000MHz

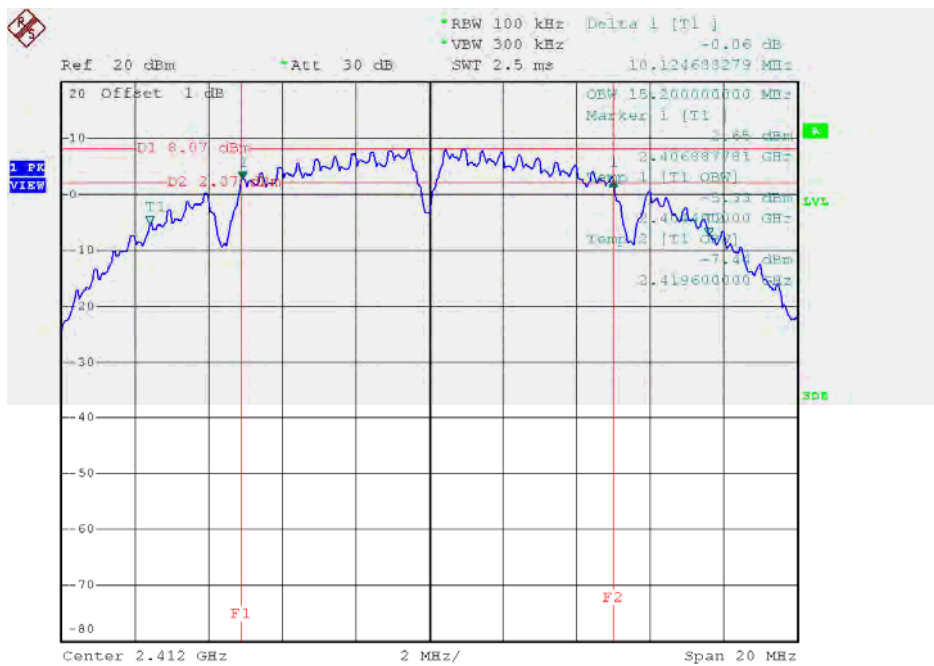


ATTACHMENT E - BANDWIDTH

Test Mode : TX B Mode_CH01/06/11

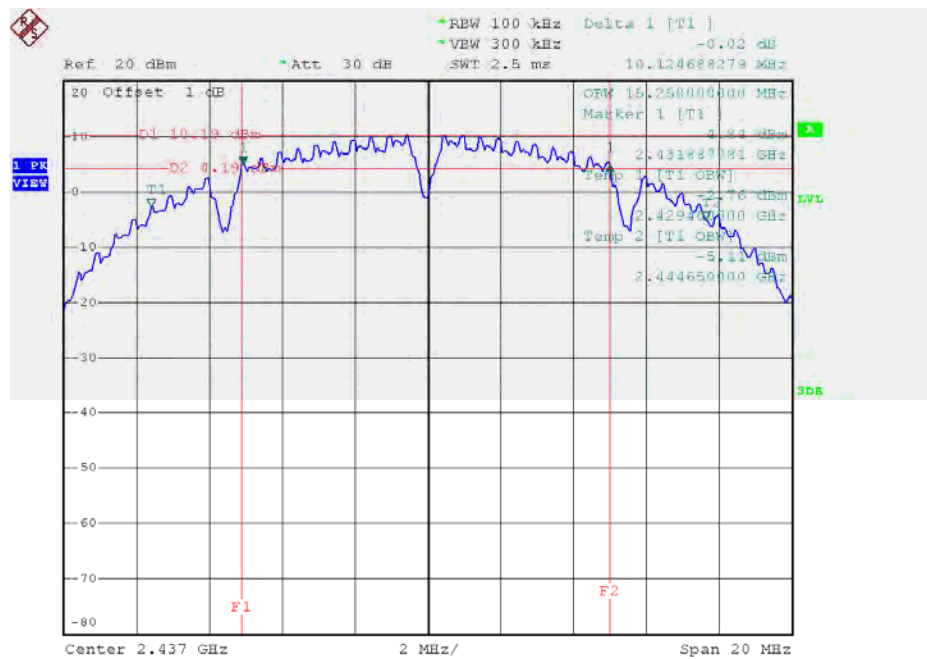
Frequency (MHz)	6dB Bandwidth (MHz)	99% Occupied BW (MHz)	Min. Limit (kHz)	Test Result
2412	10.12	15.20	500	Complies
2437	10.12	15.25	500	Complies
2462	10.12	15.15	500	Complies

TX CH01



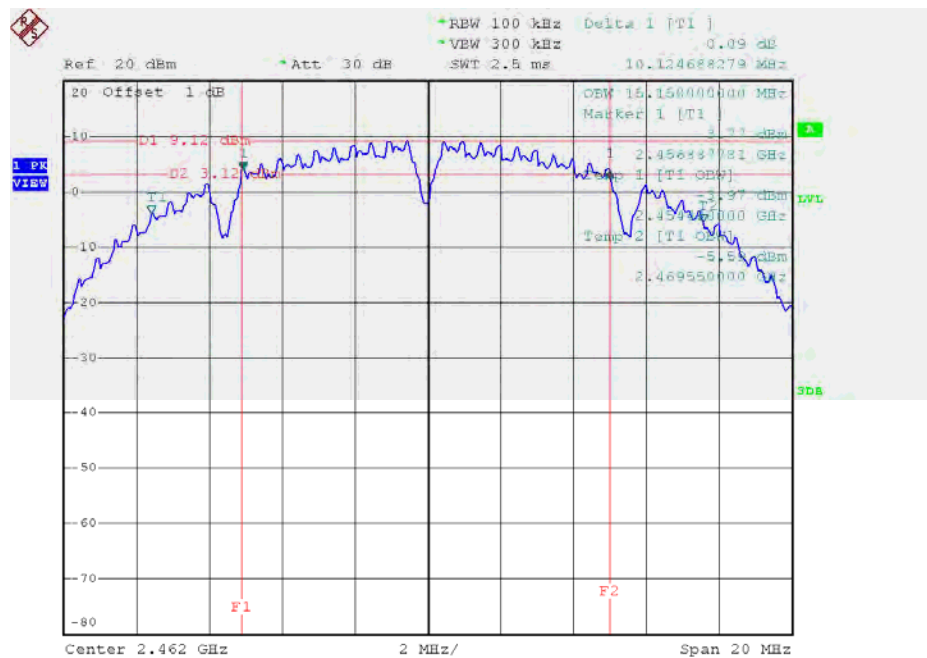
Date: 19.AUG.2014 01:38:12

TX CH06



Date: 19.AUG.2014 01:40:02

TX CH11

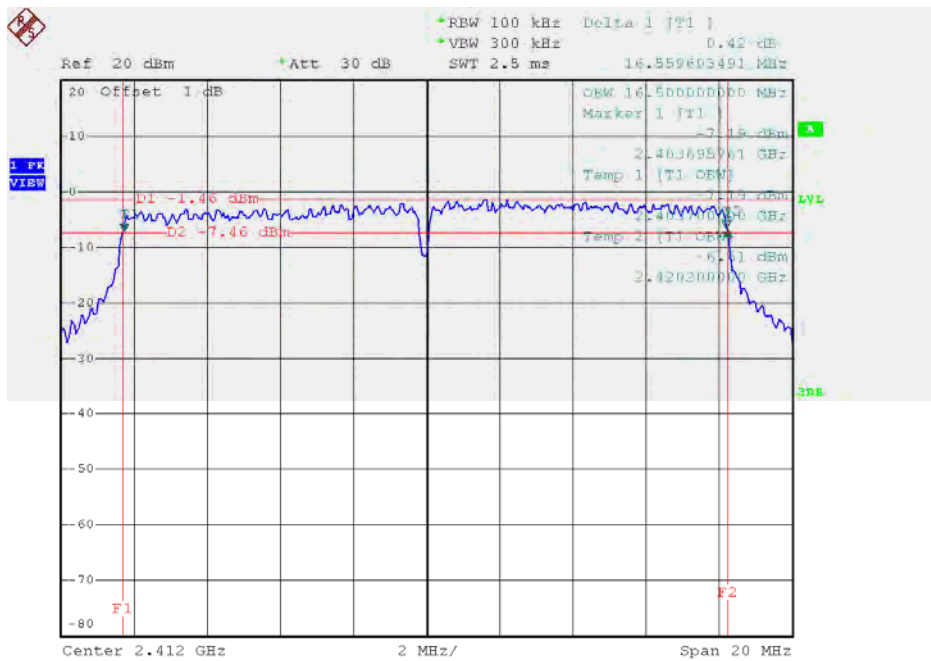


Date: 19.AUG.2014 01:41:09

Test Mode: TX G Mode_CH01/06/11

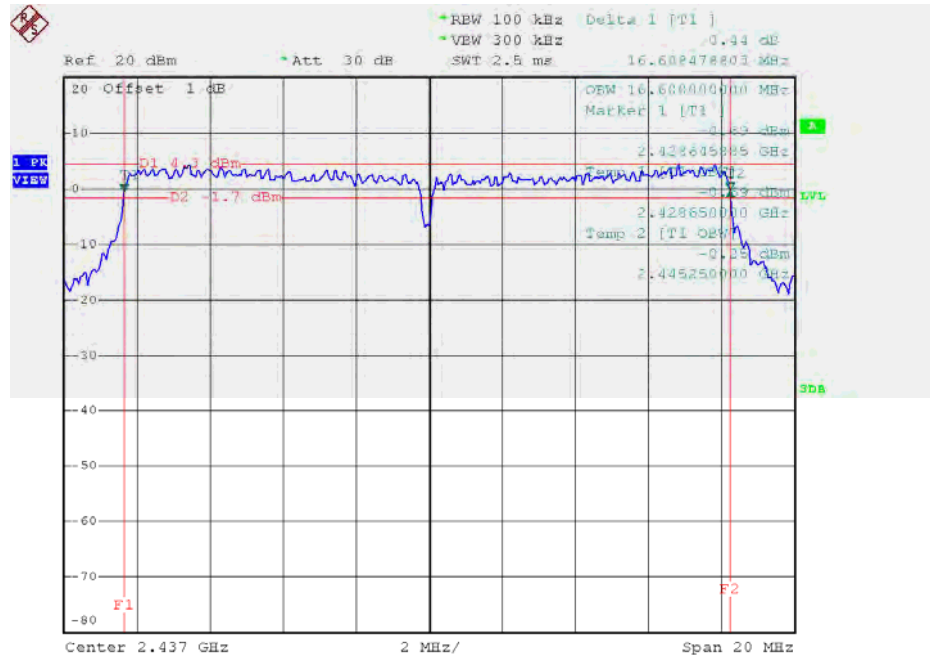
Frequency (MHz)	6dB Bandwidth (MHz)	99% Occupied BW (MHz)	Min. Limit (kHz)	Test Result
2412	16.56	16.50	500	Complies
2437	16.61	16.60	500	Complies
2462	16.64	16.40	500	Complies

TX CH01



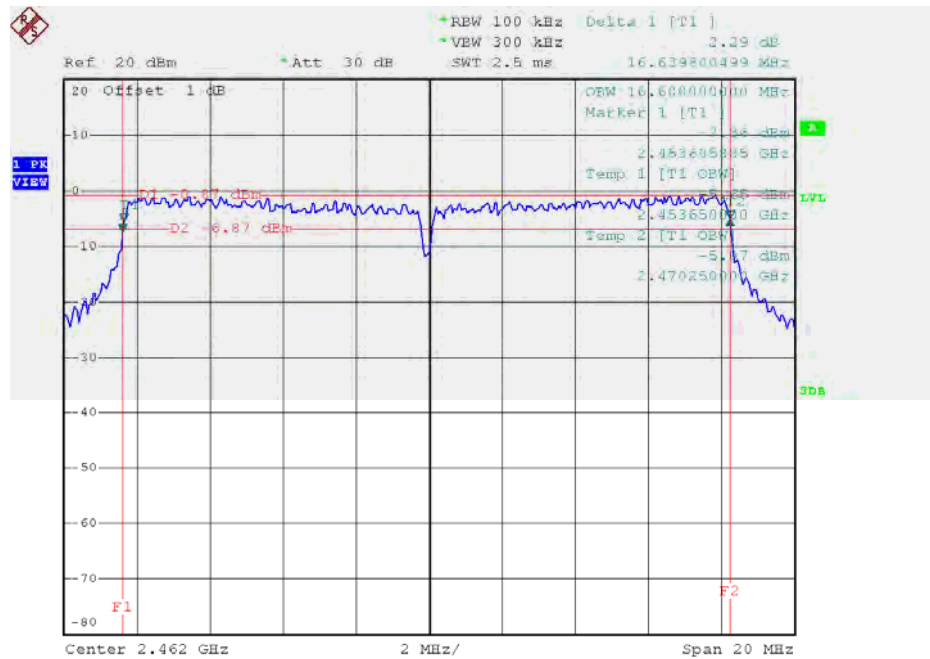
Date: 19.AUG.2014 01:48:25

TX CH06



Date: 19.AUG.2014 01:49:57

TX CH11

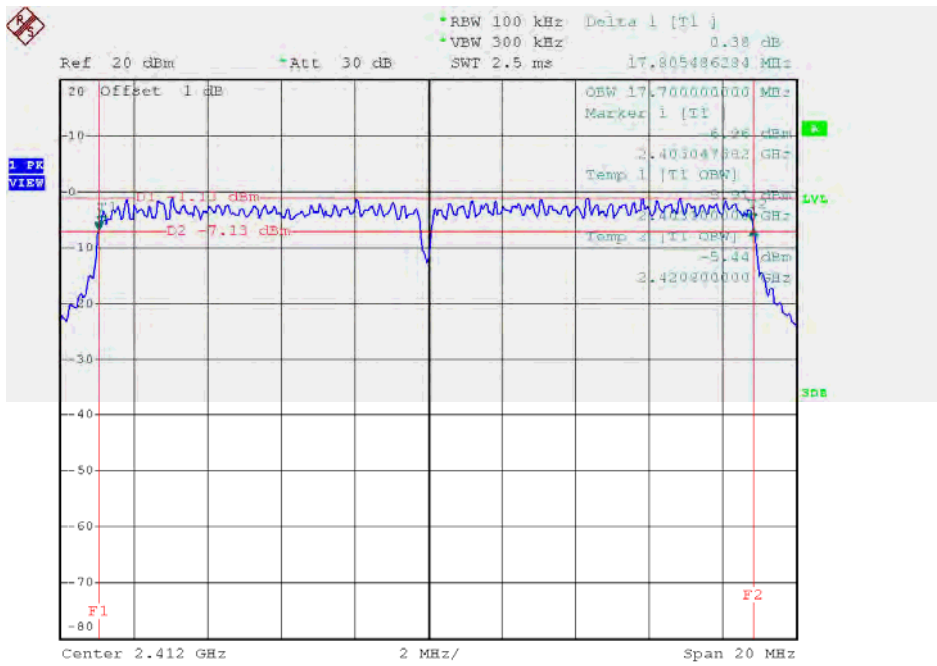


Date: 19.AUG.2014 01:52:31

Test Mode : TX N-20MHz Mode_CH01/06/11

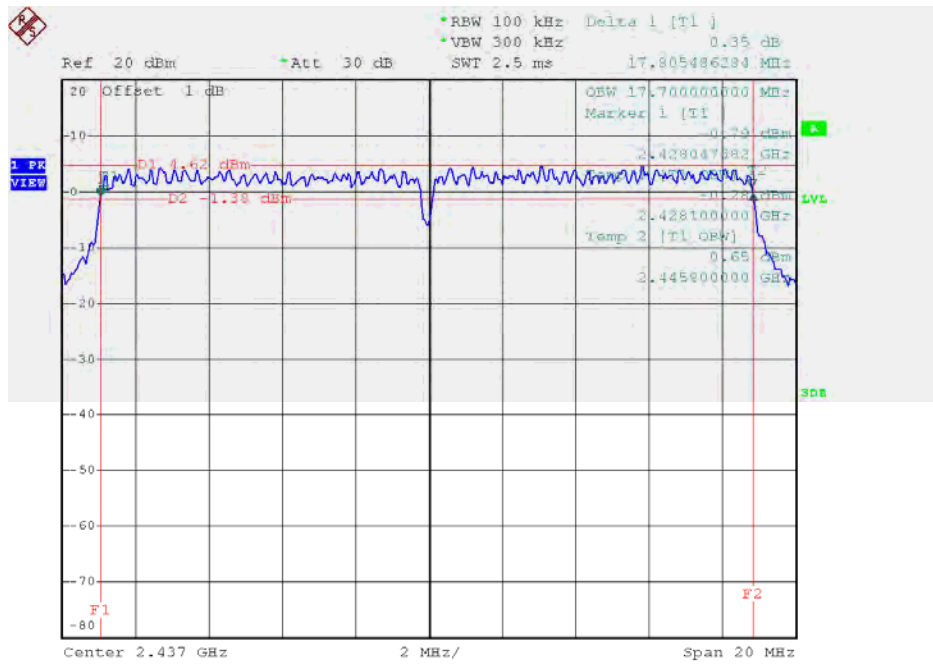
Frequency (MHz)	6dB Bandwidth (MHz)	99% Occupied BW (MHz)	Min. Limit (kHz)	Test Result
2412	17.81	17.70	500	Complies
2437	17.81	17.70	500	Complies
2462	17.66	17.70	500	Complies

TX CH01



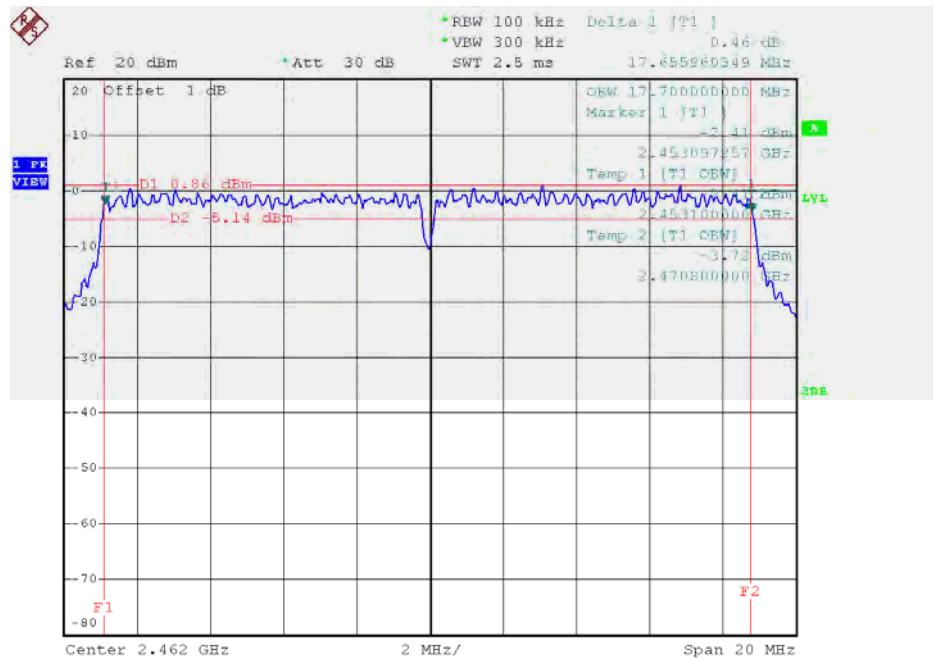
Date: 19.AUG.2014 01:54:06

TX CH06



Date: 19.AUG.2014 01:55:52

TX CH11

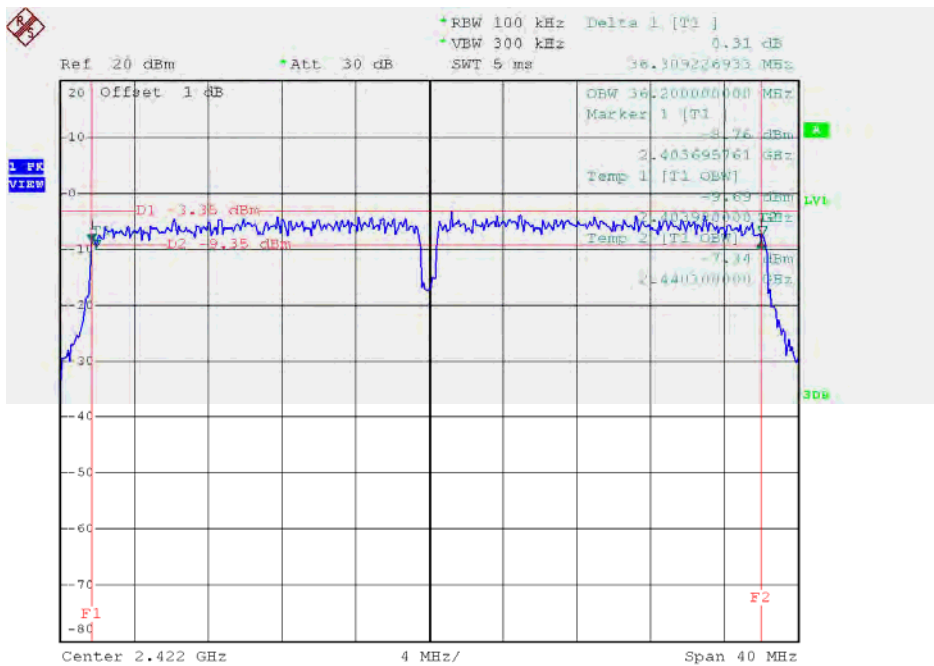


Date: 19.AUG.2014 01:56:58

Test Mode : TX N-40MHz Mode_CH03/06/09

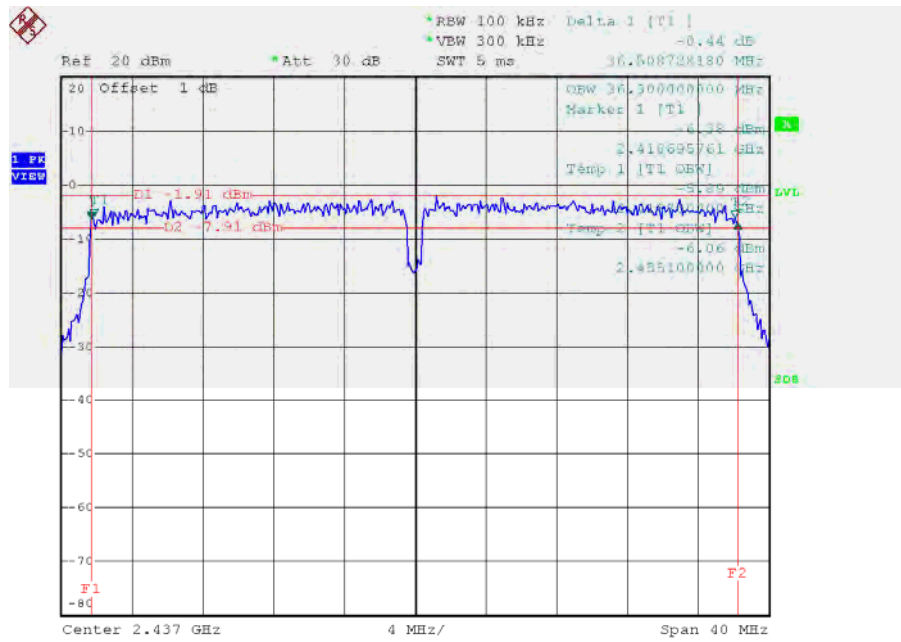
Frequency (MHz)	6dB Bandwidth (MHz)	99% Occupied BW (MHz)	Min. Limit (kHz)	Test Result
2422	36.31	36.20	500	Complies
2437	36.51	36.30	500	Complies
2452	36.51	36.30	500	Complies

TX CH03



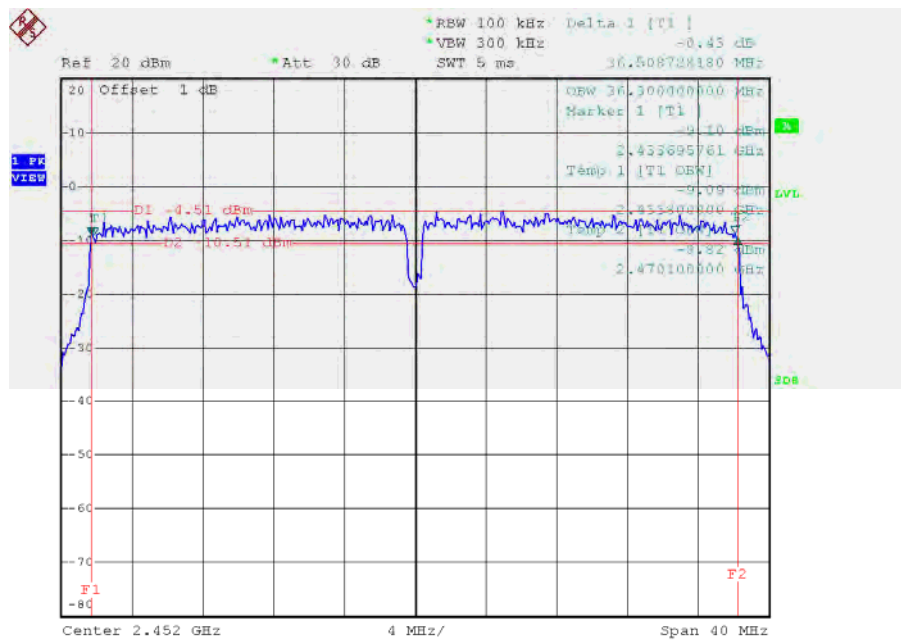
Date: 19.AUG.2014 01:58:21

TX CH06



Date: 19.AUG.2014 02:00:18

TX CH09



Date: 19.AUG.2014 02:01:27

Bandwidth Measurement Photos



ATTACHMENT F - MAXIMUM OUTPUT POWER

Test Mode : TX B Mode					
Frequency (MHz)	Conducted Power (dBm)	Conducted Power (Watt)	Max. Limit (dBm)	Max. Limit (Watt)	Result
2412	21.25	0.1334	30.00	1.00	Complies
2437	22.27	0.1687	30.00	1.00	Complies
2462	21.36	0.1368	30.00	1.00	Complies

Test Mode: TX G Mode_ANT 1

Frequency (MHz)	Conducted Power (dBm)	Conducted Power (Watt)	Max. Limit (dBm)	Max. Limit (Watt)	Result
2412	21.06	0.1276	30.00	1.00	Complies
2437	23.16	0.2070	30.00	1.00	Complies
2462	21.85	0.1531	30.00	1.00	Complies

Test Mode: TX G Mode_ANT 2

Frequency (MHz)	Conducted Power (dBm)	Conducted Power (Watt)	Max. Limit (dBm)	Max. Limit (Watt)	Result
2412	23.00	0.1995	30.00	1.00	Complies
2437	24.13	0.2588	30.00	1.00	Complies
2462	22.61	0.1824	30.00	1.00	Complies

Test Mode: TX G Mode_Total

Frequency (MHz)	Conducted Power (dBm)	Conducted Power (Watt)	Max. Limit (dBm)	Max. Limit (Watt)	Result
2412	25.15	0.3272	30.00	1.00	Complies
2437	26.68	0.4658	30.00	1.00	Complies
2462	25.26	0.3355	30.00	1.00	Complies

Test Mode : TX N-20M Mode_ANT 1					
Frequency (MHz)	Conducted Power (dBm)	Conducted Power (Watt)	Max. Limit (dBm)	Max. Limit (Watt)	Result
2412	21.21	0.1321	30.00	1.00	Complies
2437	23.17	0.2075	30.00	1.00	Complies
2462	22.02	0.1592	30.00	1.00	Complies

Test Mode : TX N-20M Mode_ANT 2					
Frequency (MHz)	Conducted Power (dBm)	Conducted Power (Watt)	Max. Limit (dBm)	Max. Limit (Watt)	Result
2412	22.66	0.1845	30.00	1.00	Complies
2437	24.07	0.2553	30.00	1.00	Complies
2462	22.08	0.1614	30.00	1.00	Complies

Test Mode : TX N-20M Mode_Total					
Frequency (MHz)	Conducted Power (dBm)	Conducted Power (Watt)	Max. Limit (dBm)	Max. Limit (Watt)	Result
2412	25.01	0.3166	30.00	1.00	Complies
2437	26.65	0.4628	30.00	1.00	Complies
2462	25.06	0.3207	30.00	1.00	Complies

Test Mode : TX N-40M Mode_ANT 1					
Frequency (MHz)	Conducted Power (dBm)	Conducted Power (Watt)	Max. Limit (dBm)	Max. Limit (Watt)	Result
2422	21.26	0.1337	30.00	1.00	Complies
2437	21.93	0.1560	30.00	1.00	Complies
2452	20.65	0.1161	30.00	1.00	Complies

Test Mode : TX N-40M Mode_ANT 2					
Frequency (MHz)	Conducted Power (dBm)	Conducted Power (Watt)	Max. Limit (dBm)	Max. Limit (Watt)	Result
2422	21.52	0.1419	30.00	1.00	Complies
2437	21.97	0.1574	30.00	1.00	Complies
2452	21.28	0.1343	30.00	1.00	Complies

Test Mode : TX N-40M Mode_Total					
Frequency (MHz)	Conducted Power (dBm)	Conducted Power (Watt)	Max. Limit (dBm)	Max. Limit (Watt)	Result
2422	24.40	0.2756	30.00	1.00	Complies
2437	24.96	0.3134	30.00	1.00	Complies
2452	23.99	0.2504	30.00	1.00	Complies

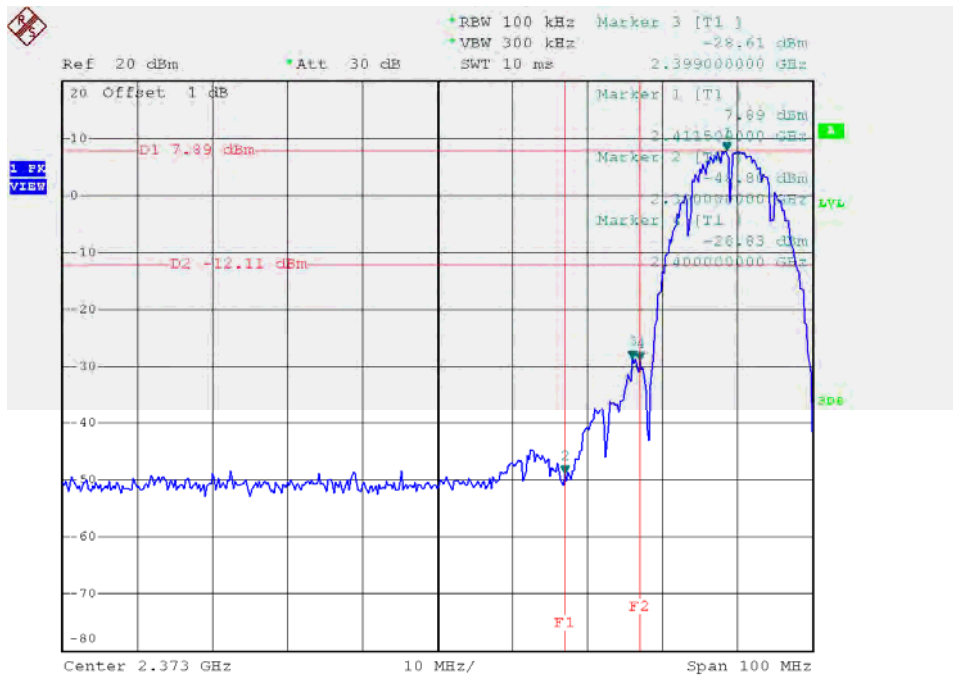
Output Power Measurement Photos



**ATTACHMENT G - ANTENNA CONDUCTED SPURIOUS
EMISSION**

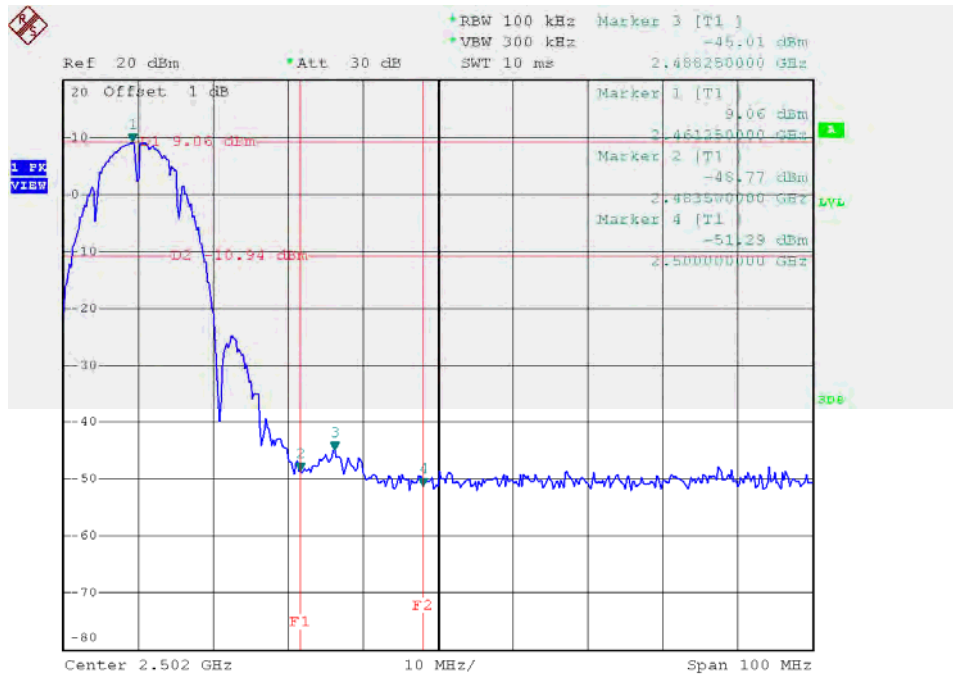
Test Mode :	TX B Mode
--------------------	------------------

TX B mode CH01



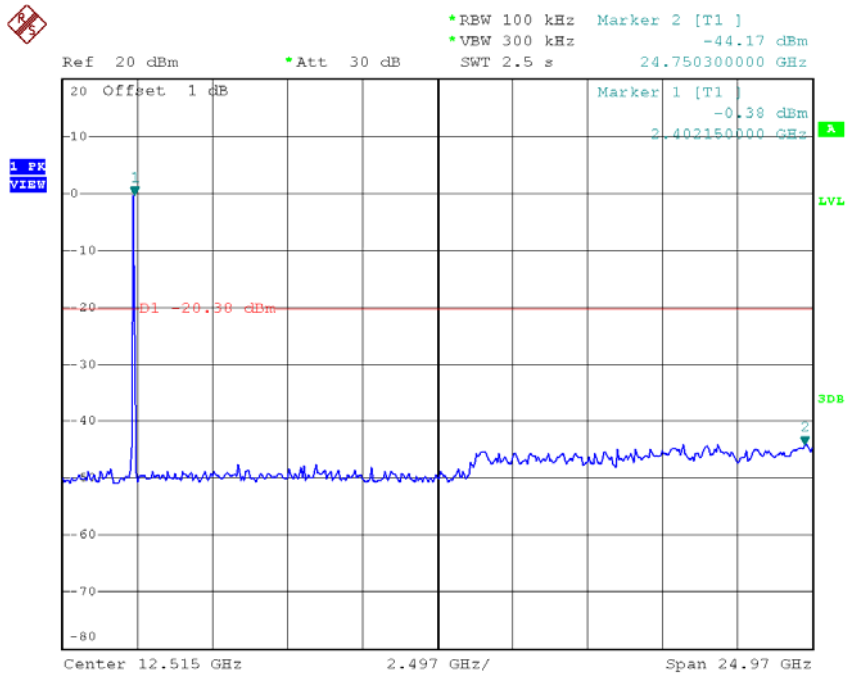
Date: 19.AUG.2014 01:38:28

TX B mode CH11



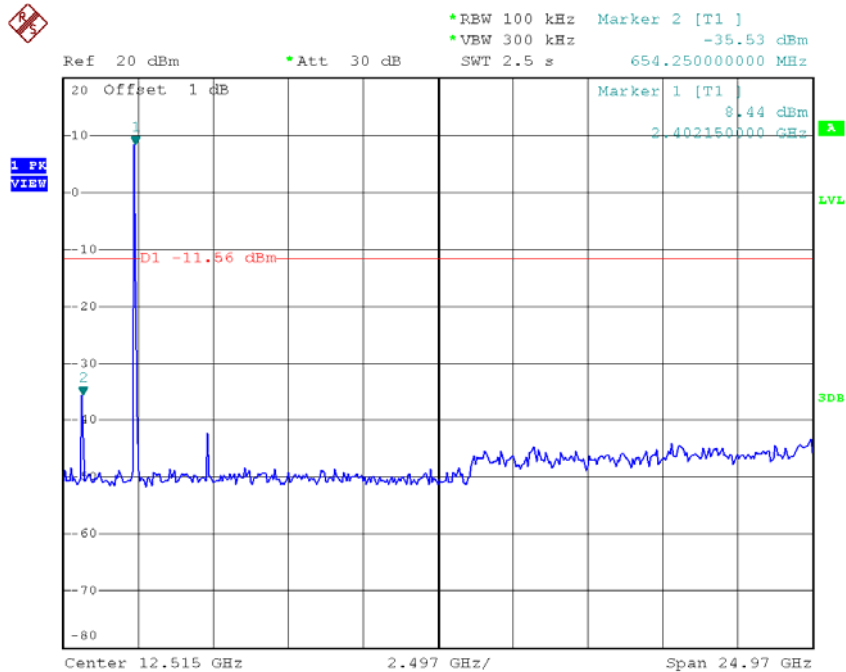
Date: 19.AUG.2014 01:41:25

TX B mode CH01 (10 Harmonic of the frequency)



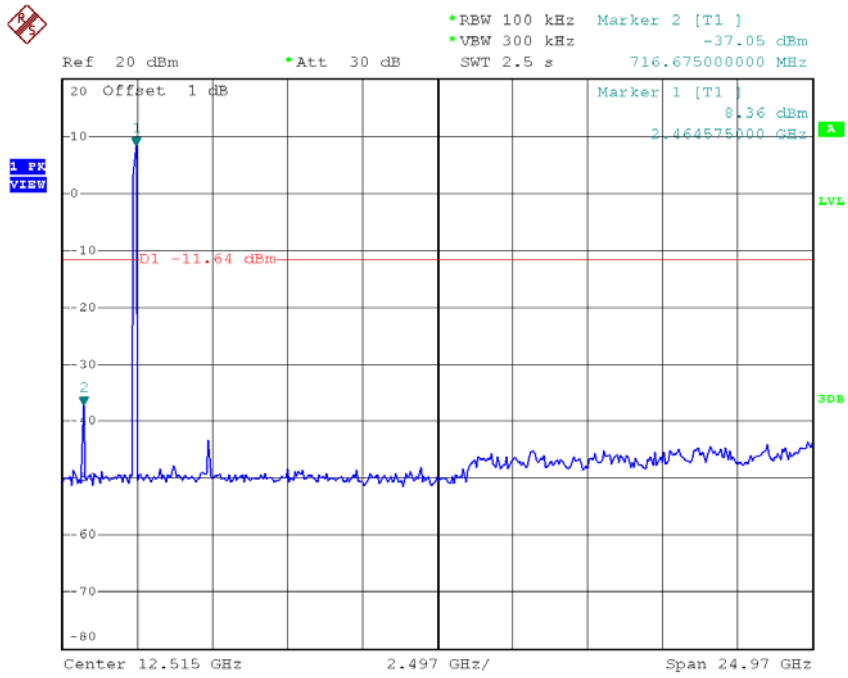
Date: 19.AUG.2014 02:06:16

TX B mode CH06 (10 Harmonic of the frequency)



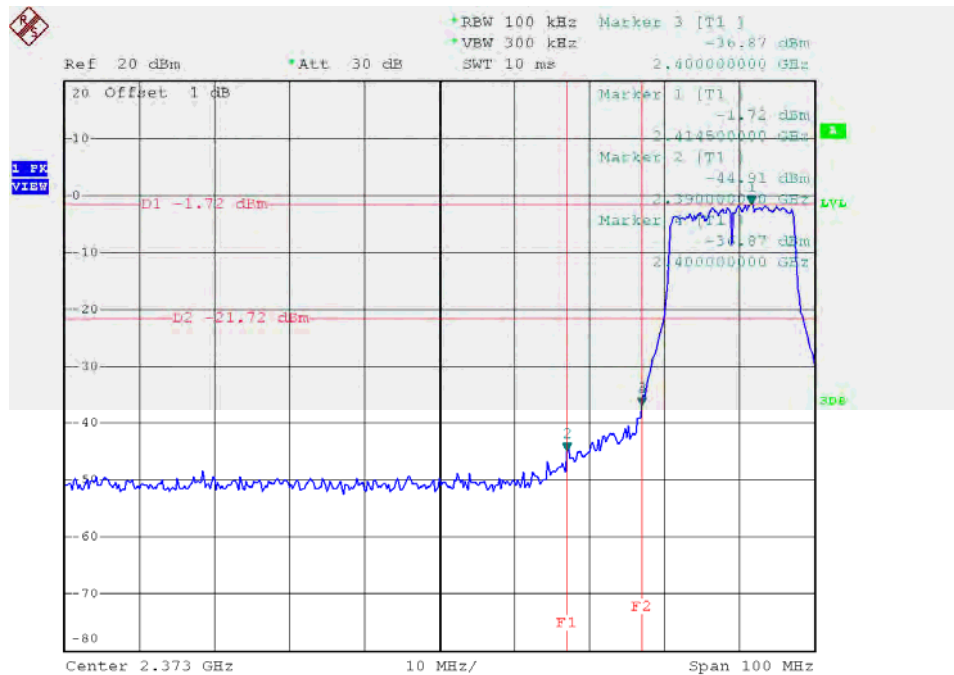
Date: 19.AUG.2014 01:39:15

TX B mode CH11 (10 Harmonic of the frequency)

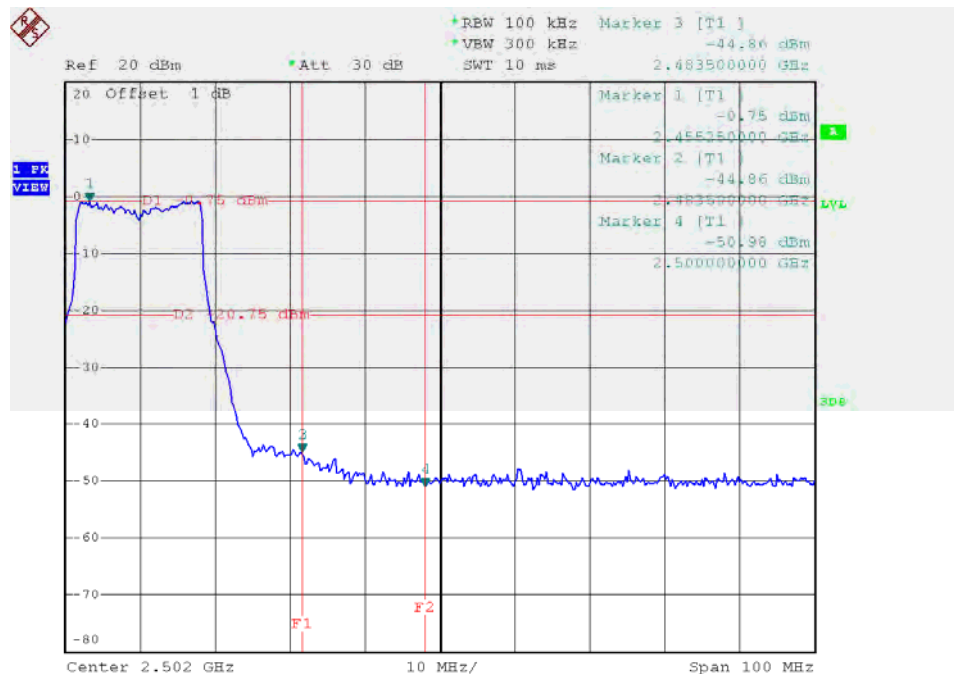


Date: 19.AUG.2014 01:40:46

Test Mode :	TX G Mode_ANT 1
-------------	-----------------

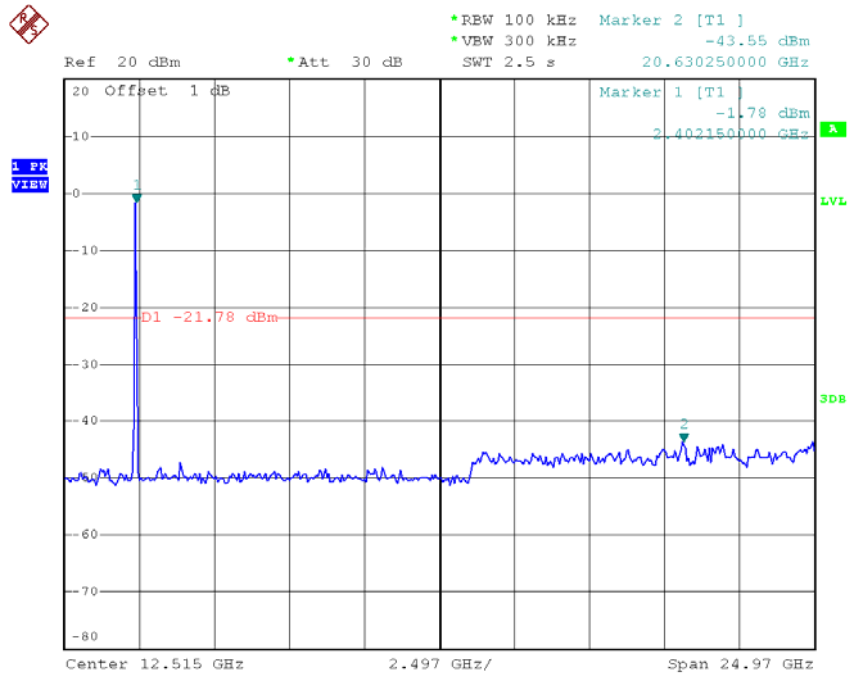
TX G mode CH01

Date: 19.AUG.2014 01:48:40

TX G mode CH11

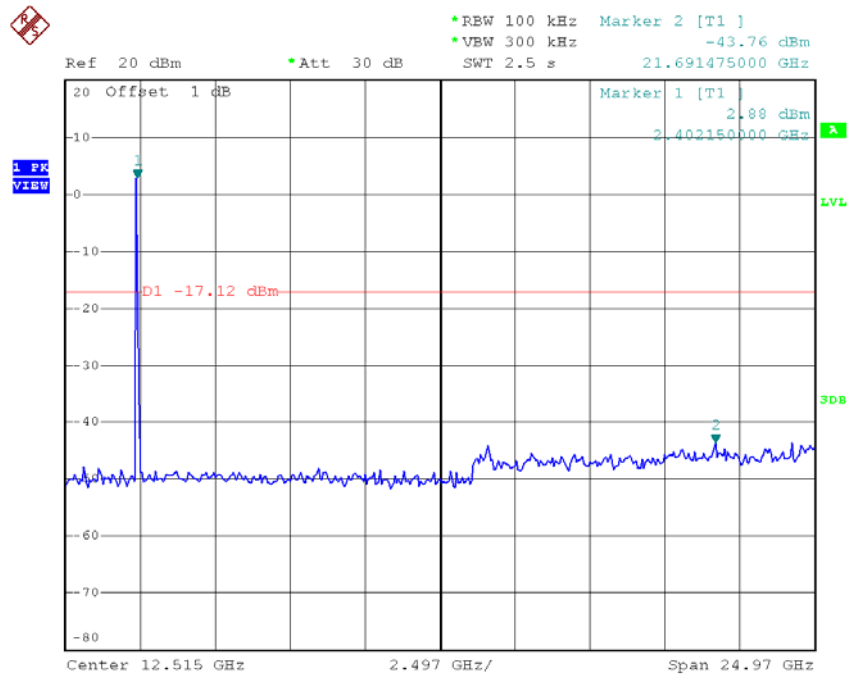
Date: 19.AUG.2014 01:52:53

TX G mode CH01 (10 Harmonic of the frequency)



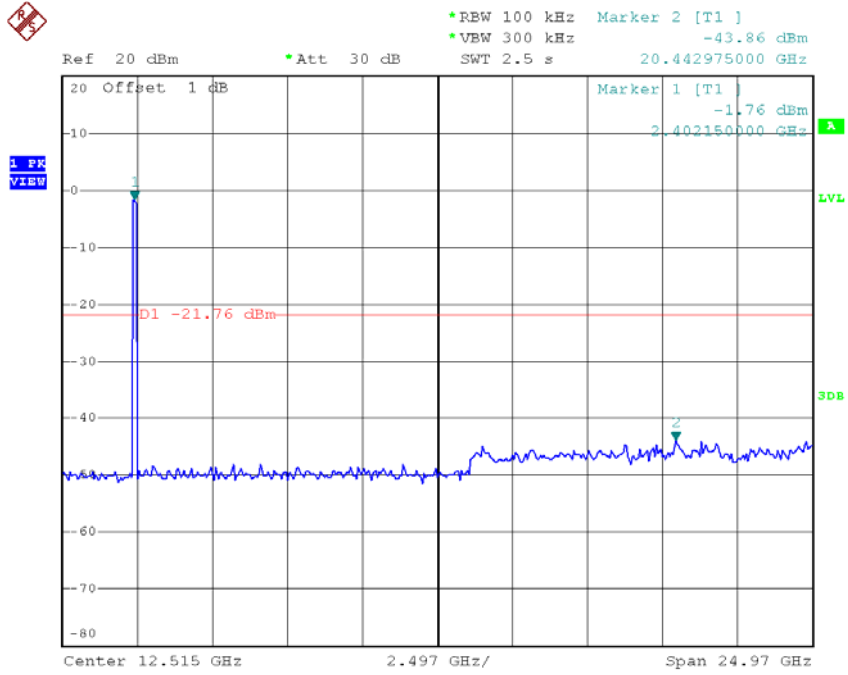
Date: 19.AUG.2014 01:46:55

TX G mode CH06 (10 Harmonic of the frequency)



Date: 19.AUG.2014 01:49:37

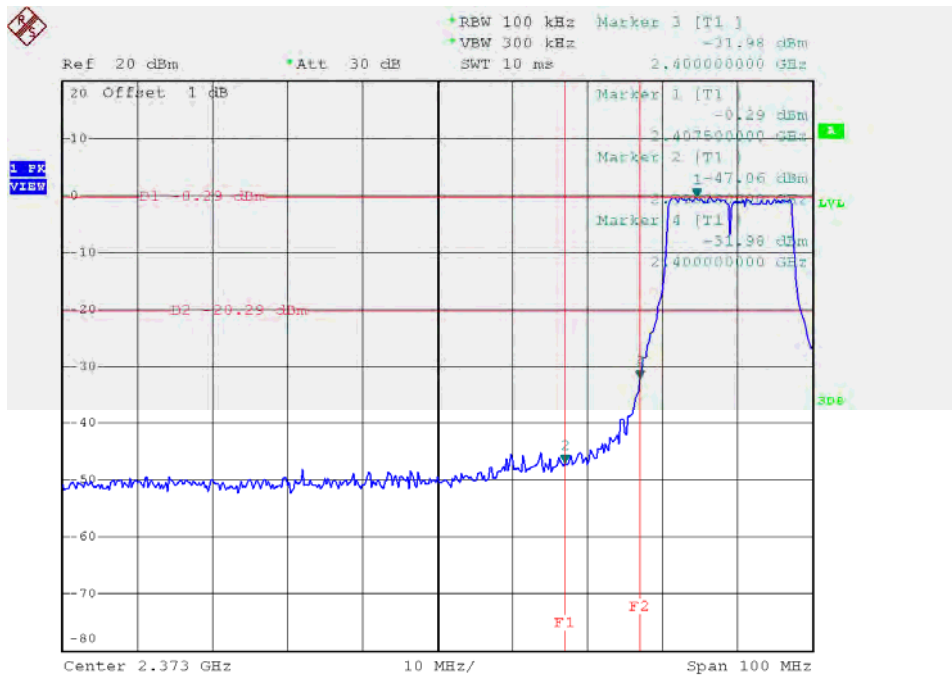
TX G mode CH11 (10 Harmonic of the frequency)



Date: 19.AUG.2014 01:50:51

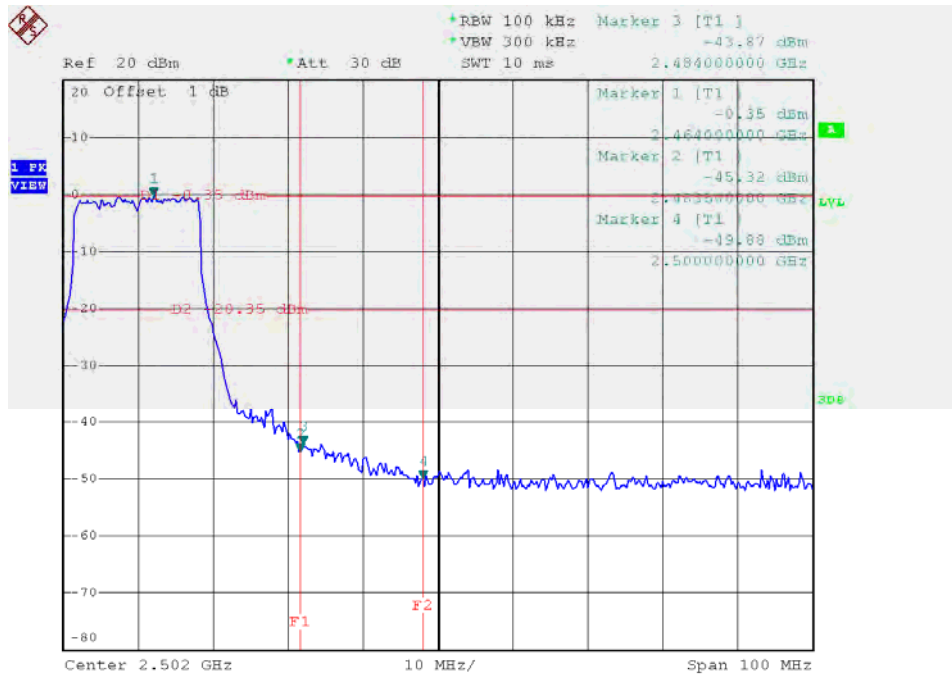
Test Mode :	TX G Mode_ANT 2
--------------------	------------------------

TX G mode CH01



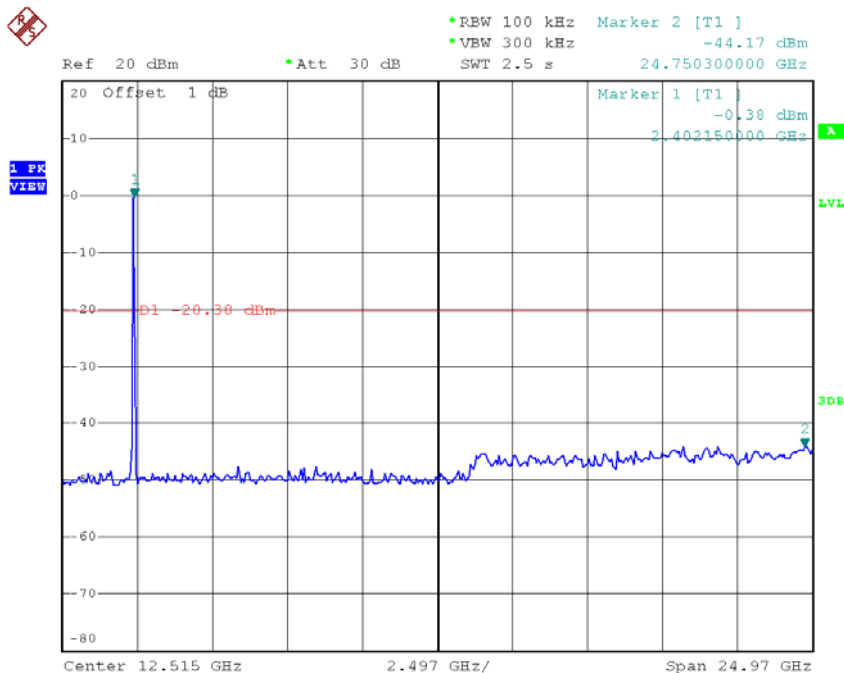
Date: 19.AUG.2014 02:06:50

TX G mode CH11



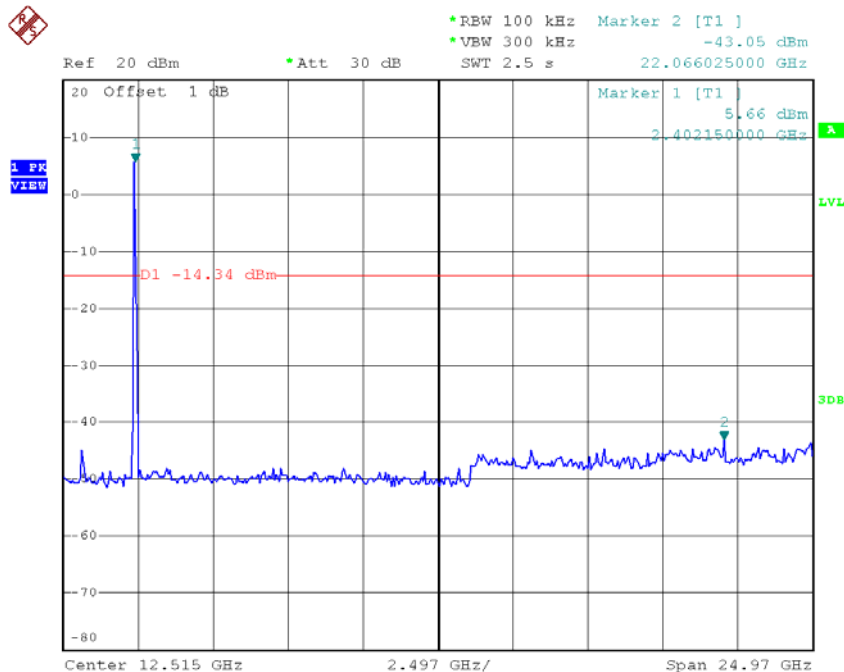
Date: 19.AUG.2014 02:09:20

TX G mode CH01 (10 Harmonic of the frequency)



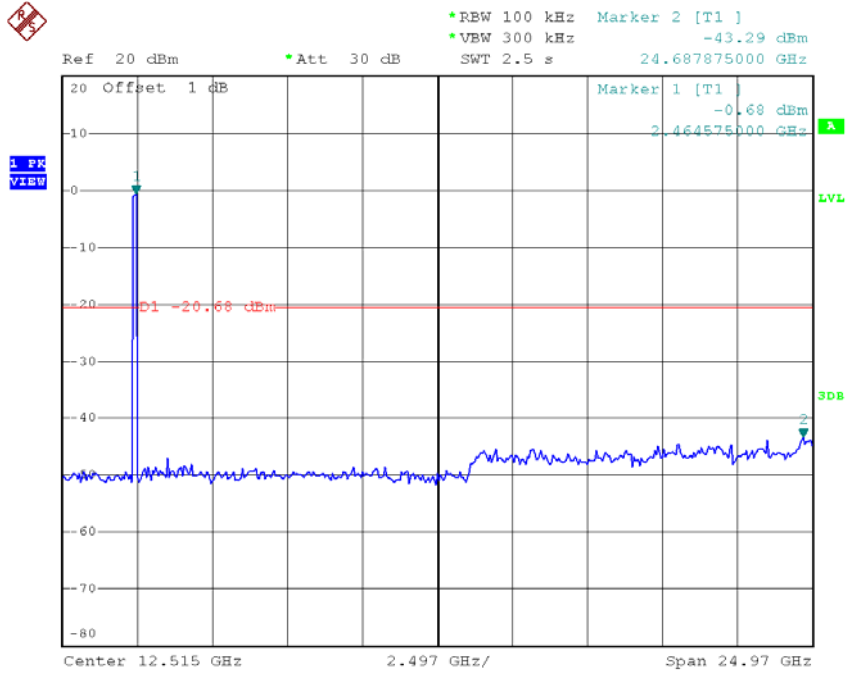
Date: 19.AUG.2014 02:06:16

TX G mode CH06 (10 Harmonic of the frequency)



Date: 19.AUG.2014 02:07:37

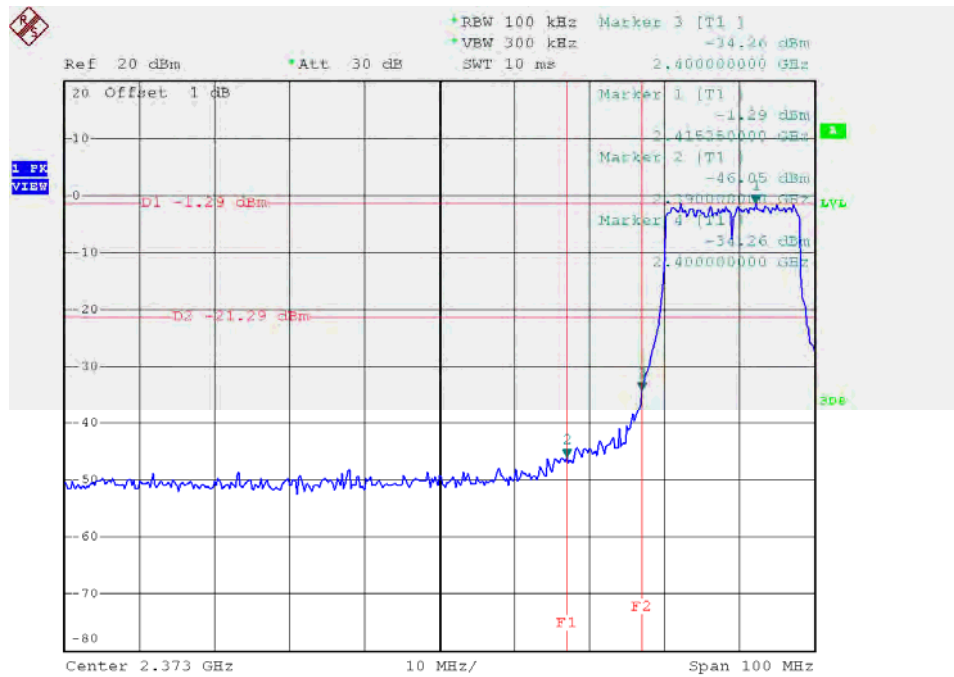
TX G mode CH11 (10 Harmonic of the frequency)



Date: 19.AUG.2014 02:08:44

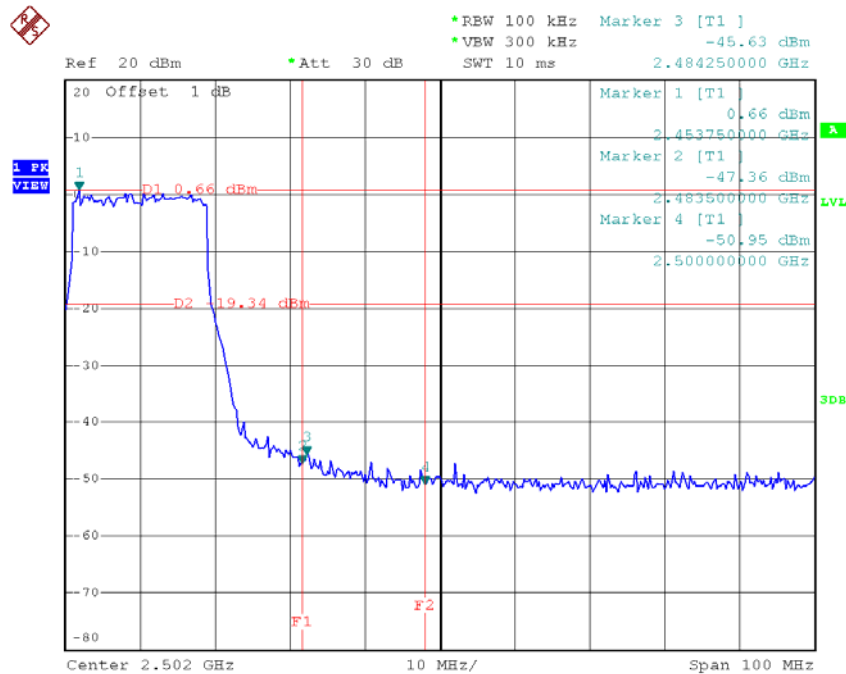
Test Mode :	TX N-20M Mode_ANT 1
-------------	---------------------

TX HT20 mode CH01



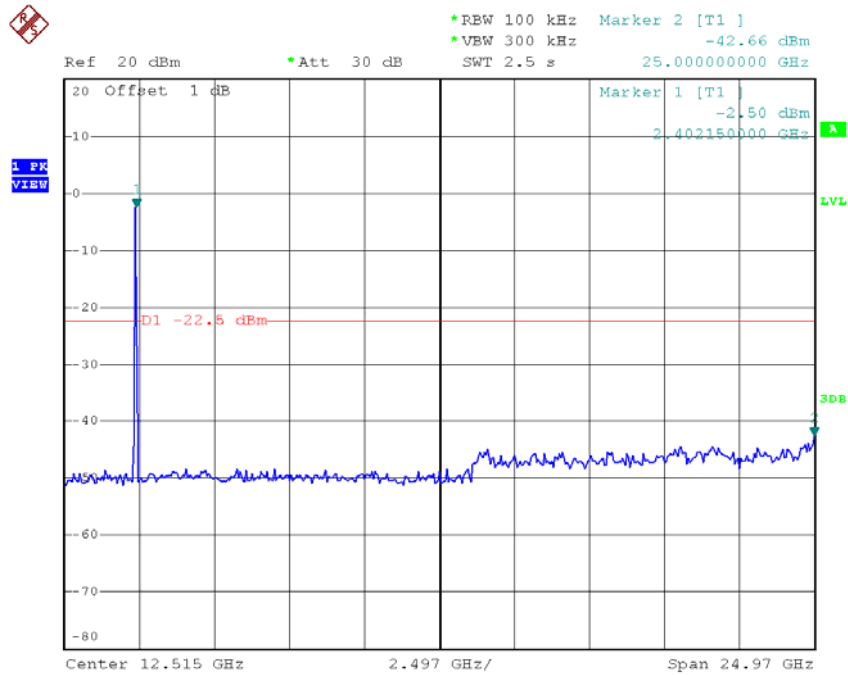
Date: 19.AUG.2014 01:54:22

TX HT20 mode CH11



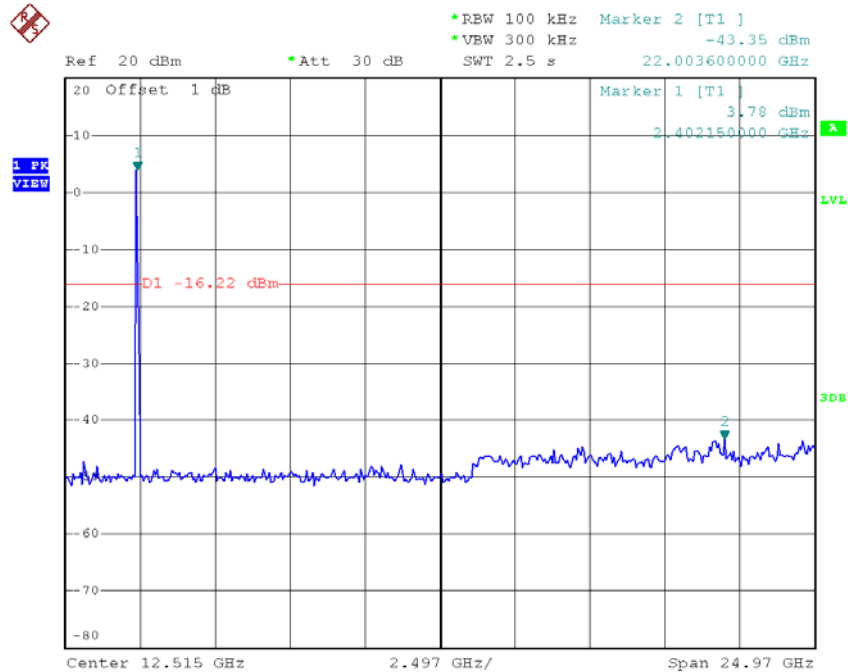
Date: 19.AUG.2014 01:57:11

TX HT20 mode CH01 (10 Harmonic of the frequency)



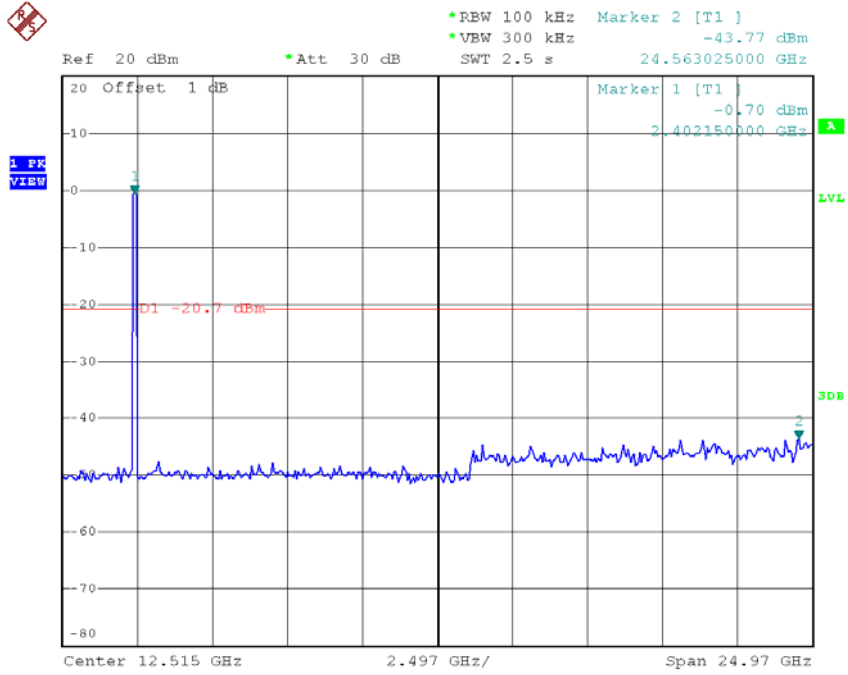
Date: 19.AUG.2014 01:53:46

TX HT20 mode CH06 (10 Harmonic of the frequency)



Date: 19.AUG.2014 01:55:22

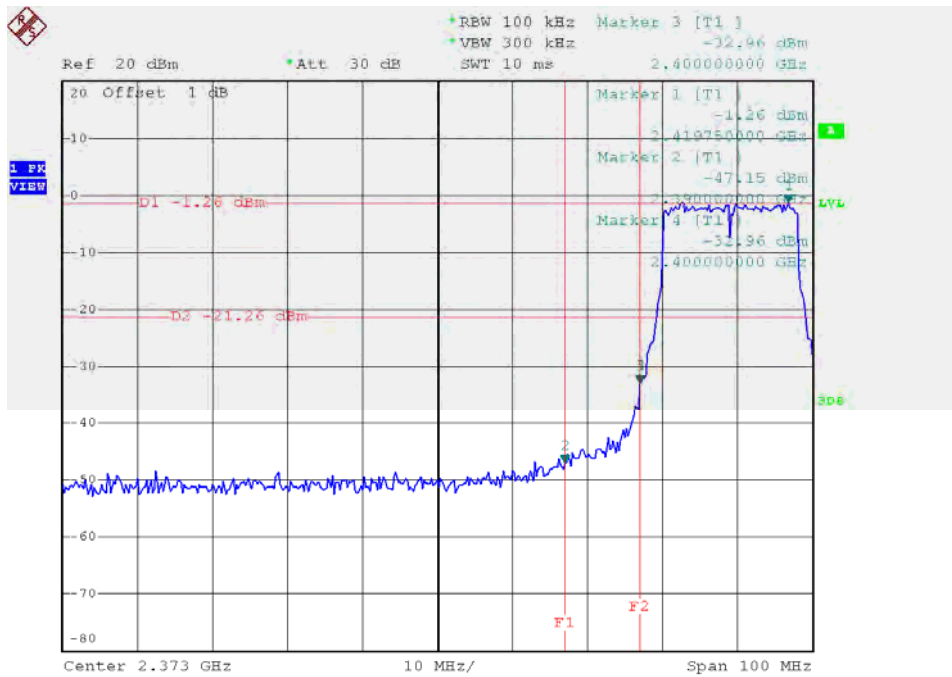
TX HT20 mode CH11 (10 Harmonic of the frequency)



Date: 19.AUG.2014 01:56:40

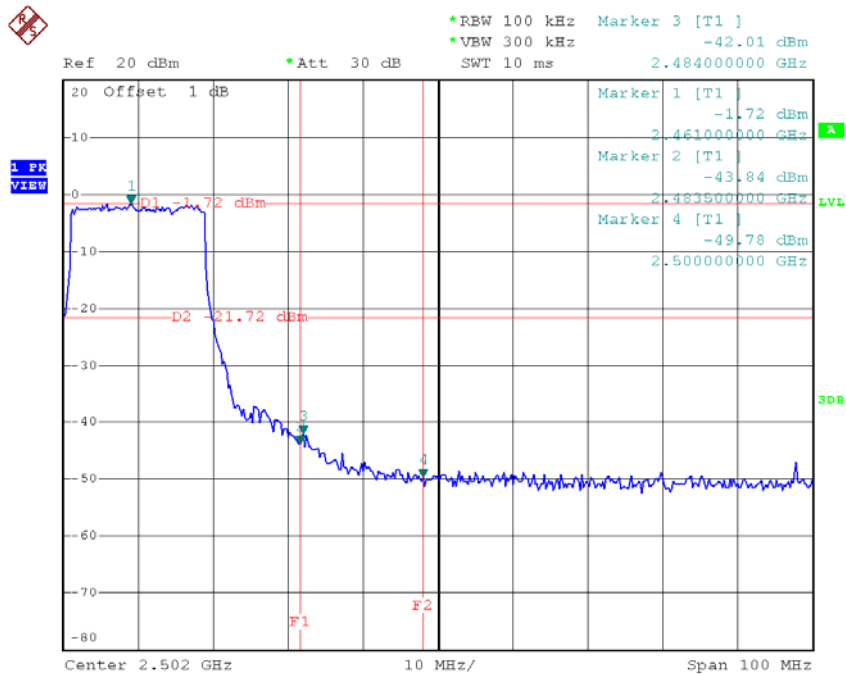
Test Mode :	TX N-20M Mode_ANT 2
-------------	---------------------

TX HT20 mode CH01



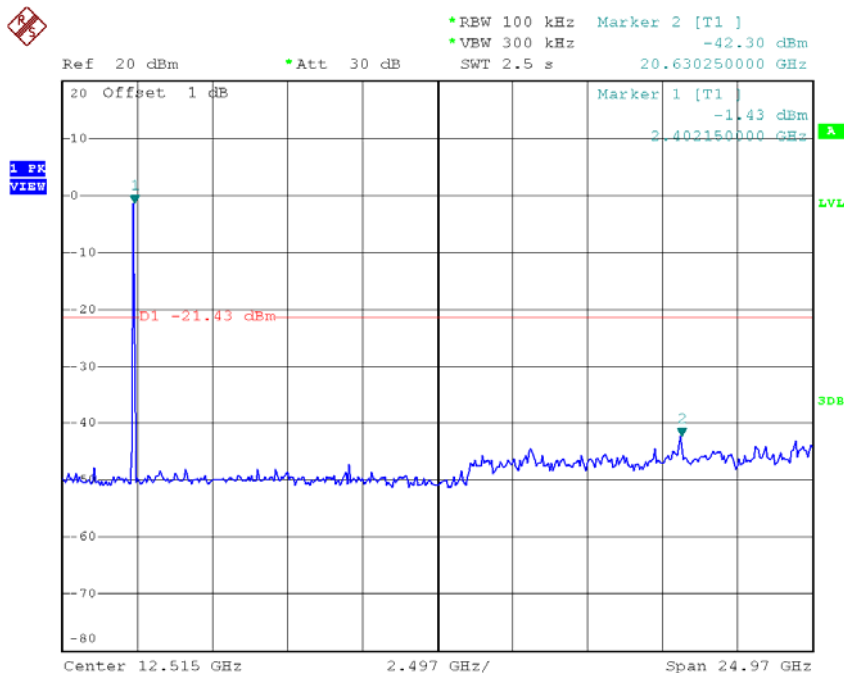
Date: 19.AUG.2014 02:10:42

TX HT20 mode CH11



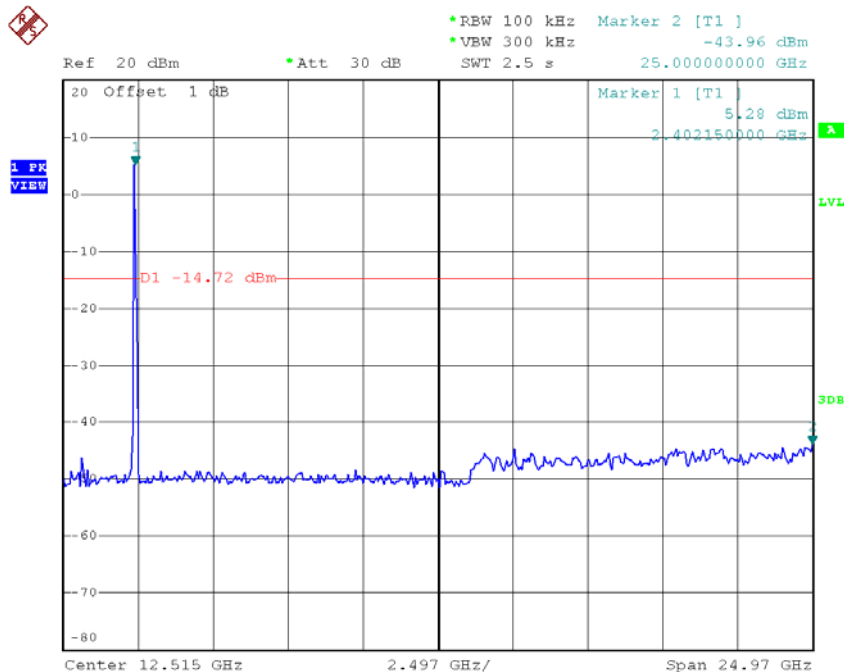
Date: 19.AUG.2014 02:13:09

TX HT20 mode CH01 (10 Harmonic of the frequency)



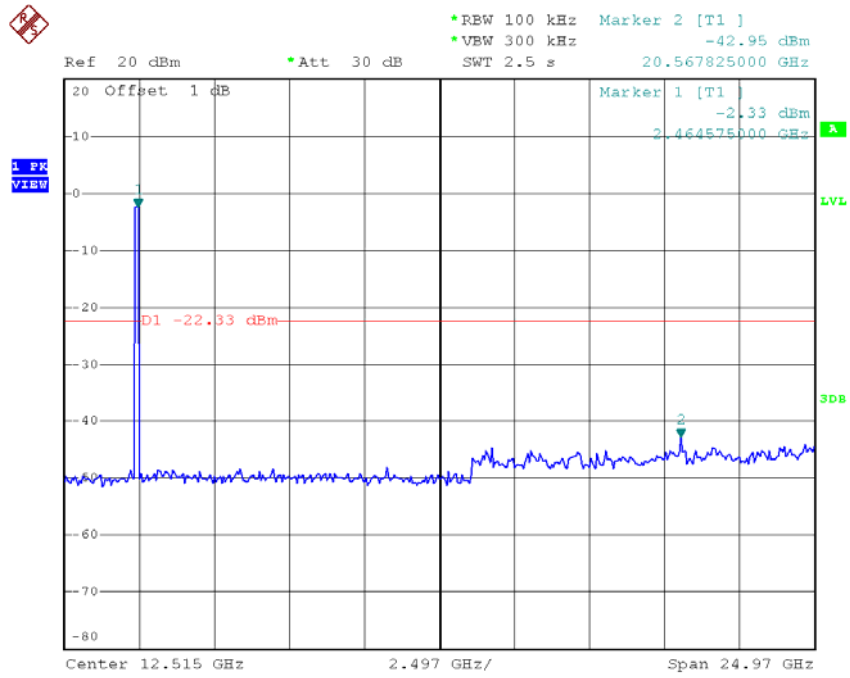
Date: 19.AUG.2014 02:10:13

TX HT20 mode CH06 (10 Harmonic of the frequency)



Date: 19.AUG.2014 02:11:34

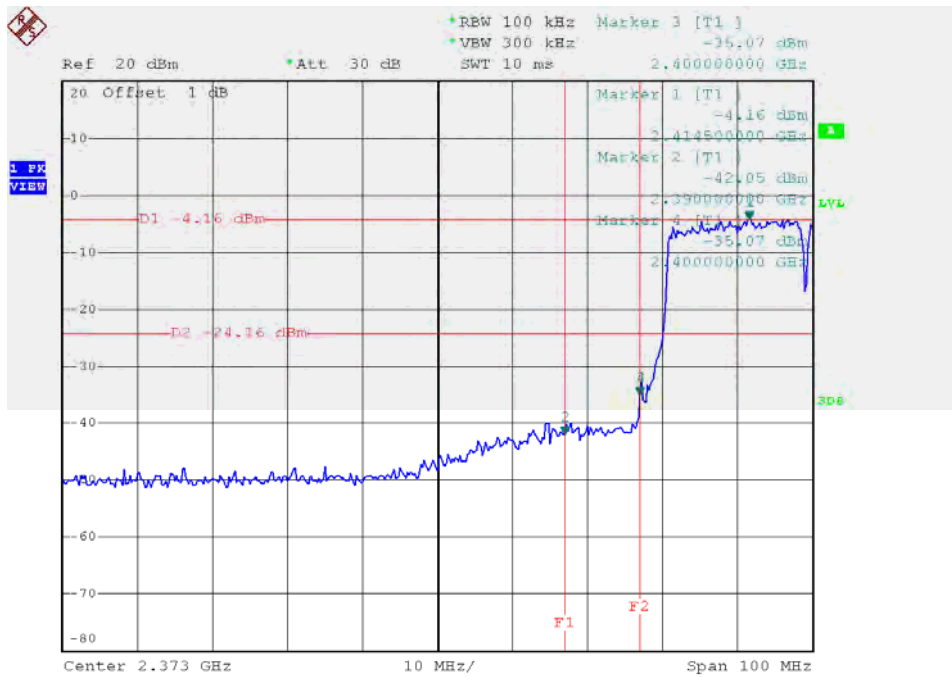
TX HT20 mode CH11 (10 Harmonic of the frequency)



Date: 19.AUG.2014 02:12:38

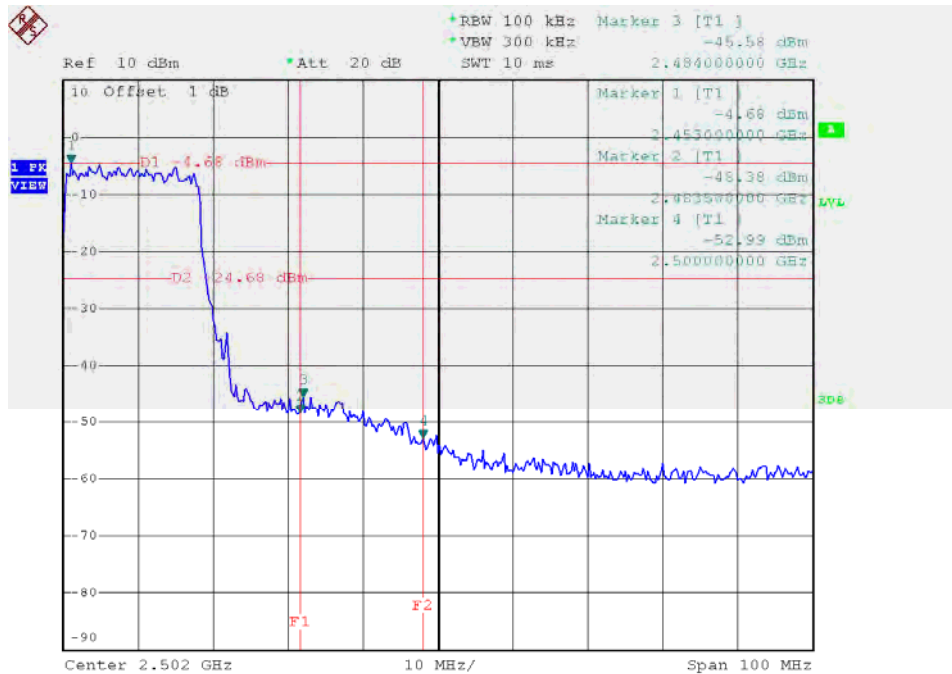
Test Mode :	TX N-40M Mode_ANT 1
-------------	---------------------

TX HT40 mode CH03



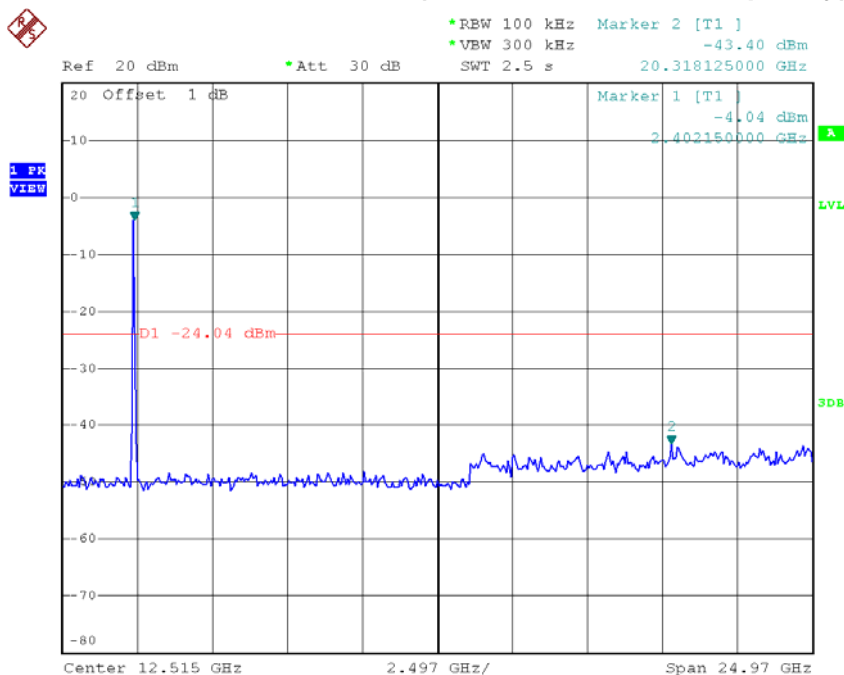
Date: 19.AUG.2014 01:58:49

TX HT40 mode CH09



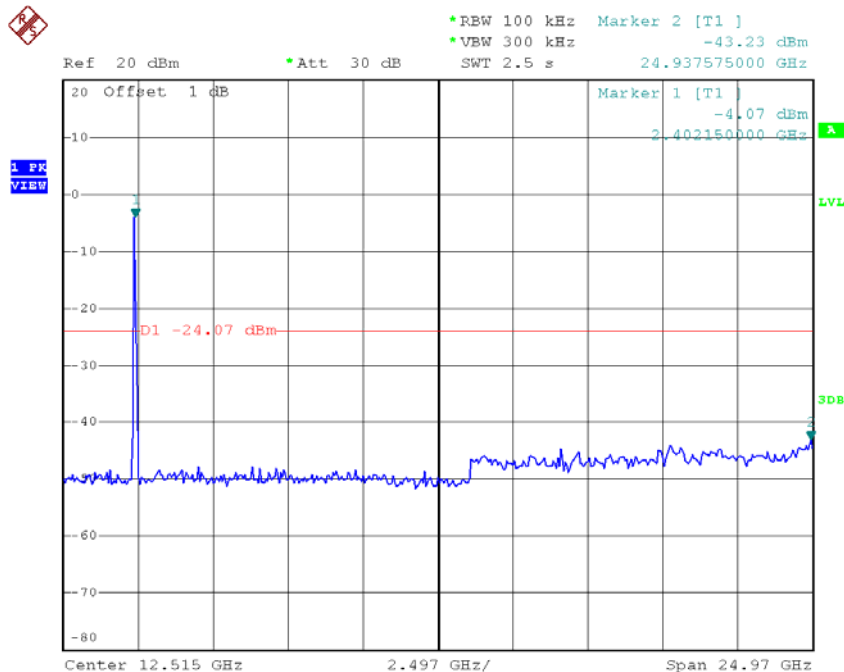
Date: 19.AUG.2014 02:01:42

TX HT40 mode CH03 (10 Harmonic of the frequency)



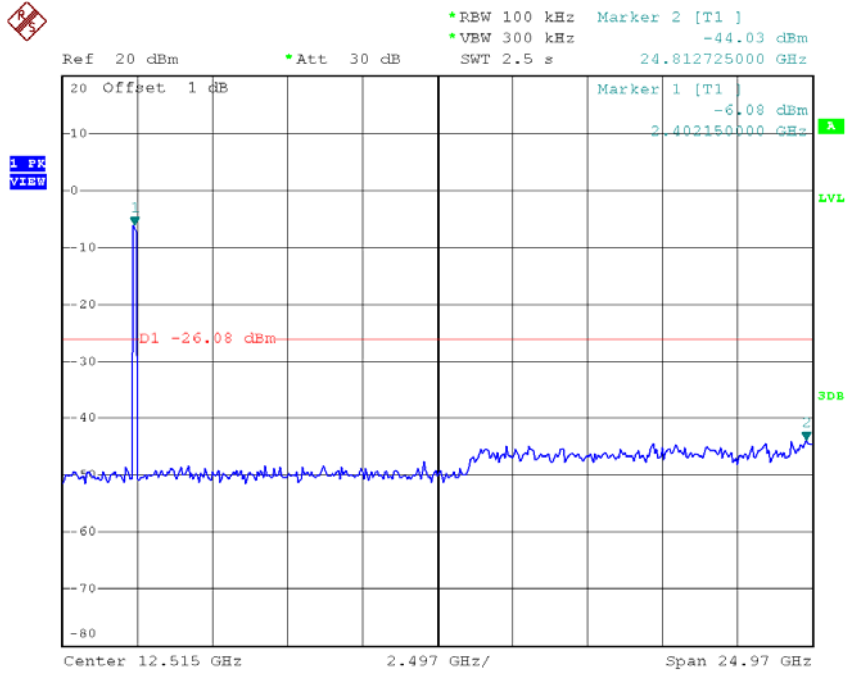
Date: 19.AUG.2014 01:58:03

TX HT40 mode CH06 (10 Harmonic of the frequency)



Date: 19.AUG.2014 02:00:00

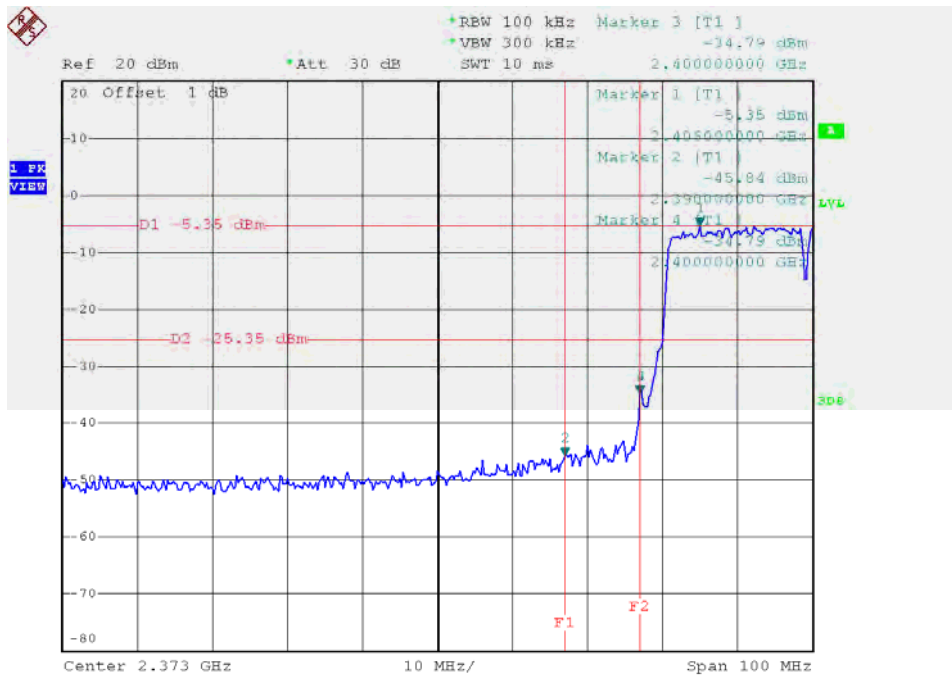
TX HT40 mode CH09 (10 Harmonic of the frequency)



Date: 19.AUG.2014 02:01:10

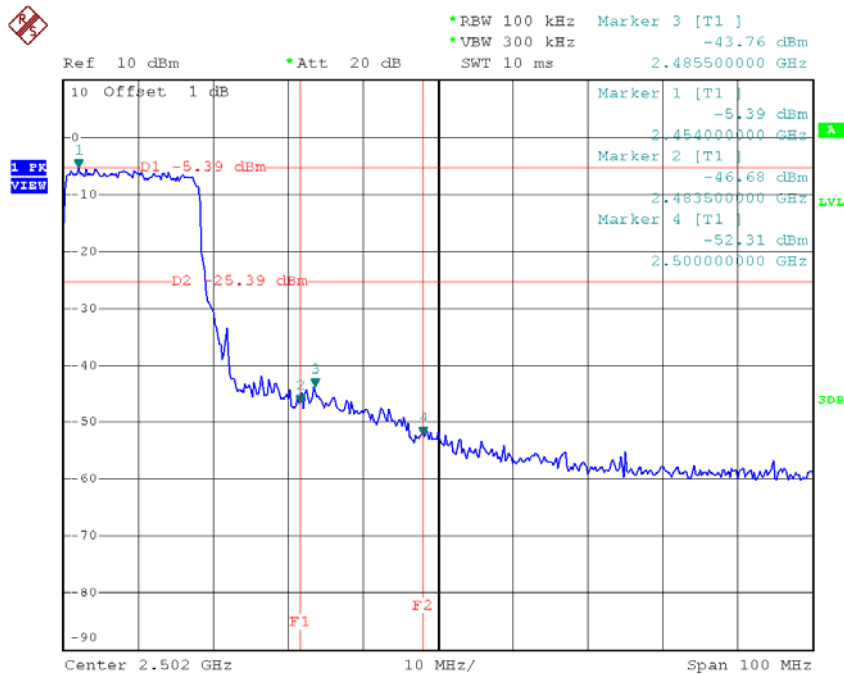
Test Mode :	TX N-40M Mode_ANT 2
--------------------	----------------------------

TX HT40 mode CH03



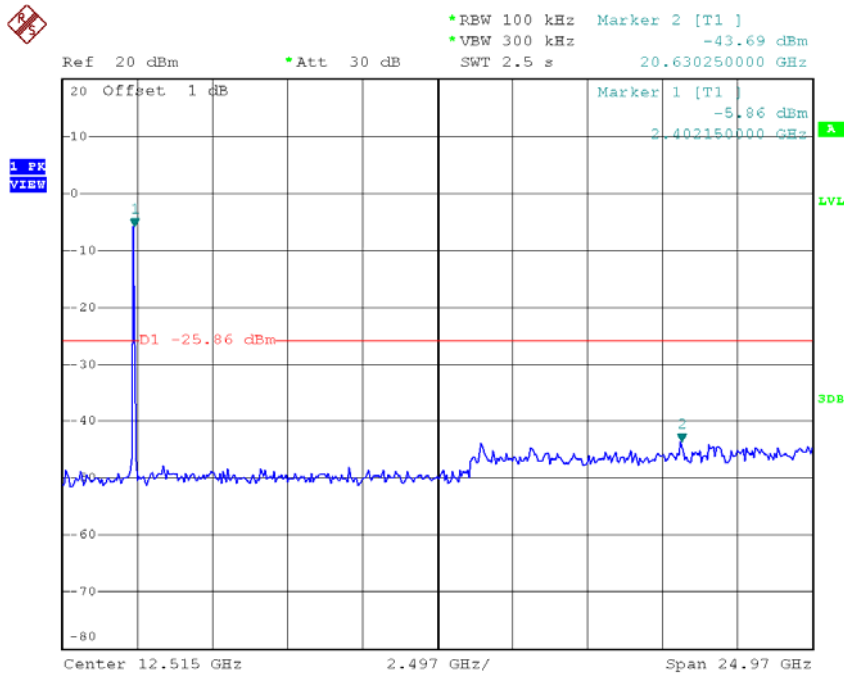
Date: 19.AUG.2014 02:14:25

TX HT40 mode CH09



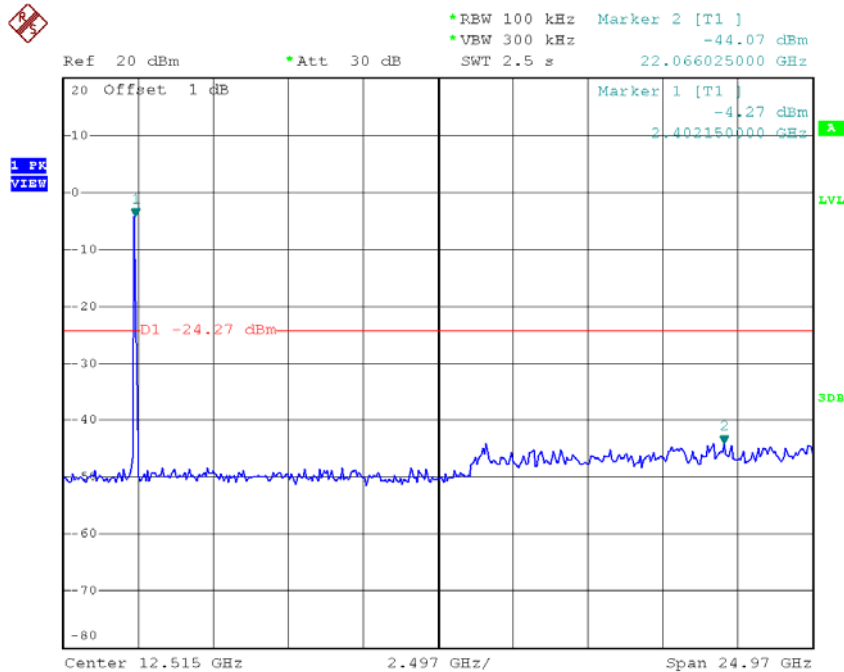
Date: 19.AUG.2014 02:17:46

TX HT40 mode CH03 (10 Harmonic of the frequency)



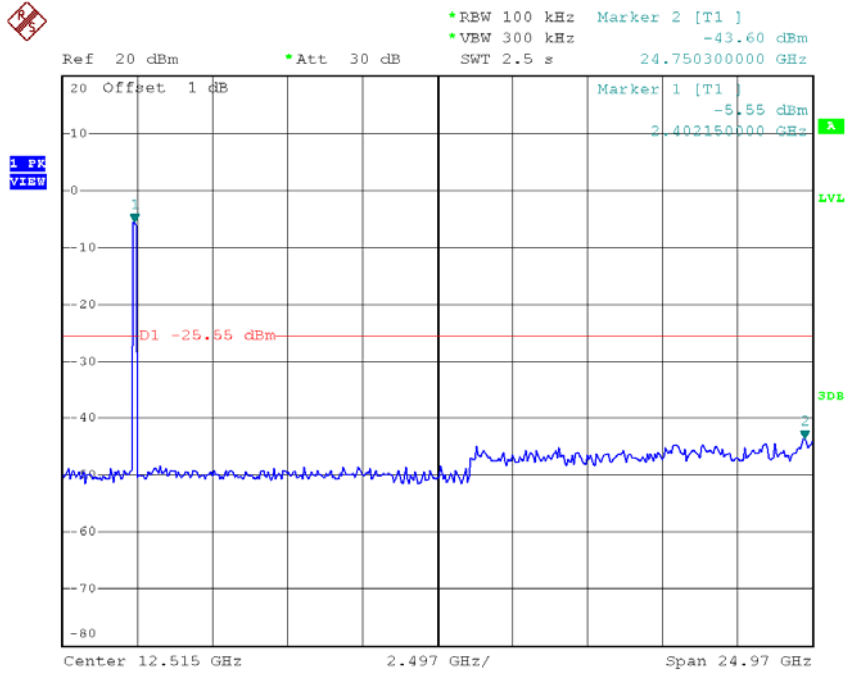
Date: 19.AUG.2014 02:13:57

TX HT40 mode CH06 (10 Harmonic of the frequency)



Date: 19.AUG.2014 02:15:12

TX HT40 mode CH09 (10 Harmonic of the frequency)



Date: 19.AUG.2014 02:16:15

Antenna Conducted Spurious Emission Measurement Photos

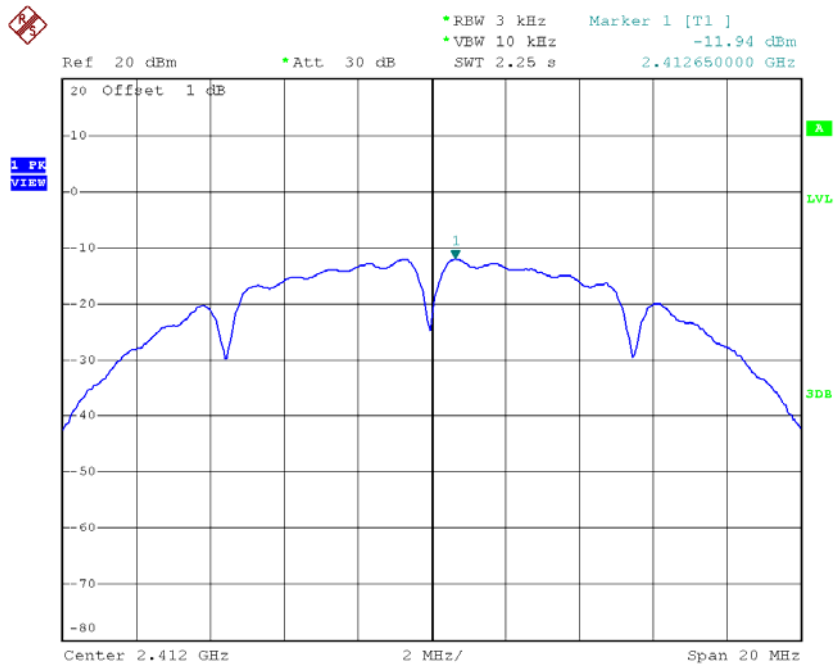


ATTACHMENT H - POWER SPECTRAL DENSITY

Test Mode :TX B Mode_CH01/06/11

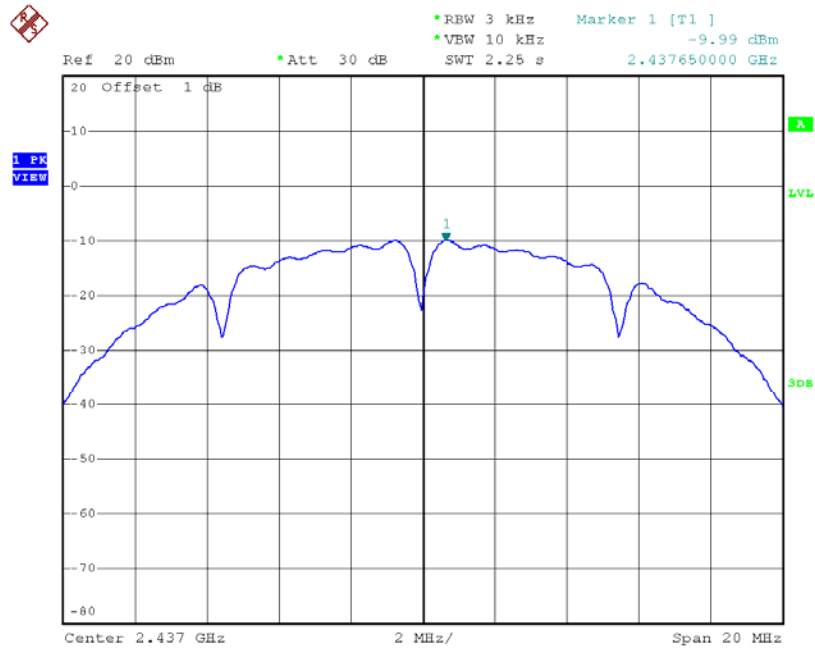
Frequency (MHz)	Power Density (dBm/3kHz)	Power Density (mW/3kHz)	Max. Limit (dBm)	Result
2412	-11.94	0.06	8.00	Complies
2437	-9.99	0.10	8.00	Complies
2462	-10.98	0.08	8.00	Complies

TX CH01



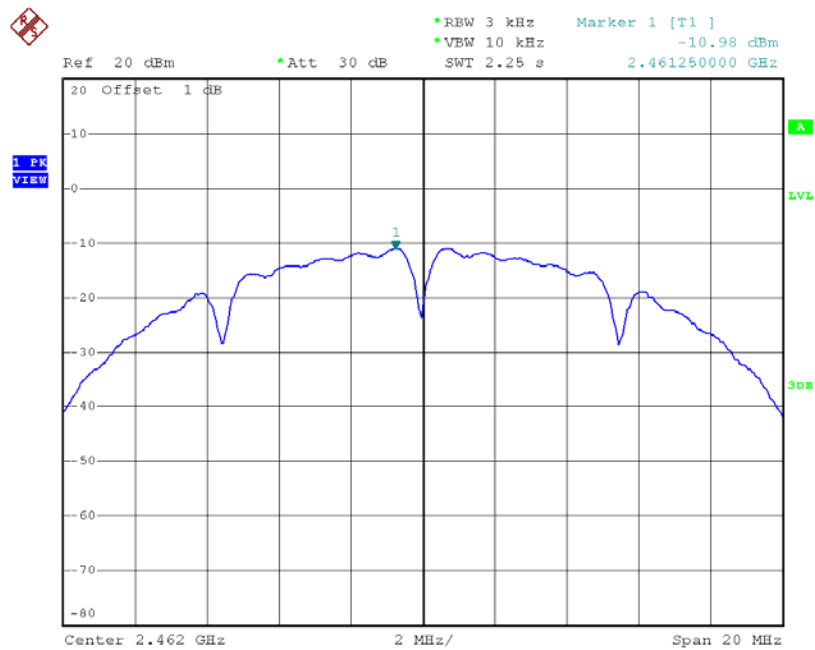
Date: 19.AUG.2014 01:38:43

TX CH06



Date: 19.AUG.2014 01:40:15

TX CH11

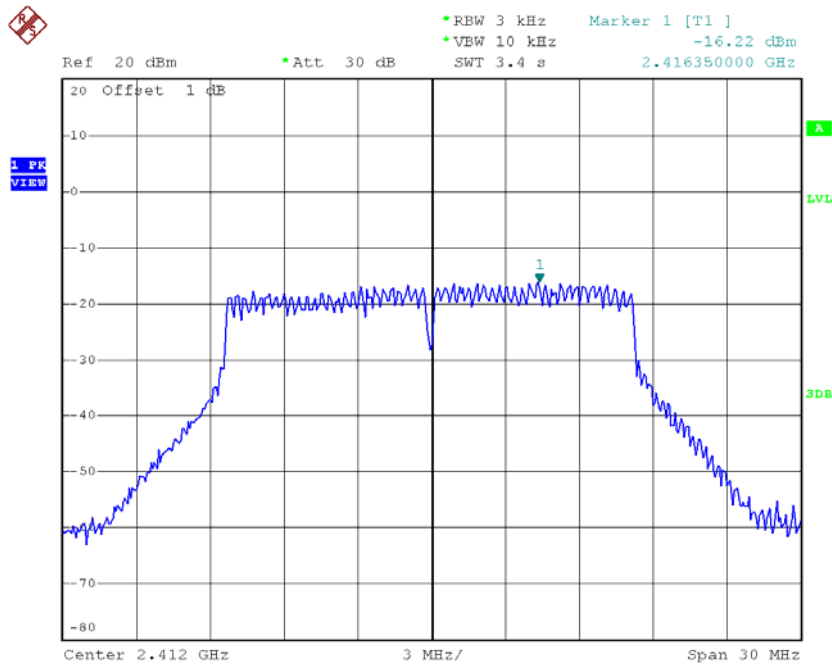


Date: 19.AUG.2014 01:41:36

Test Mode :TX G Mode_CH01/06/11_ANT 1

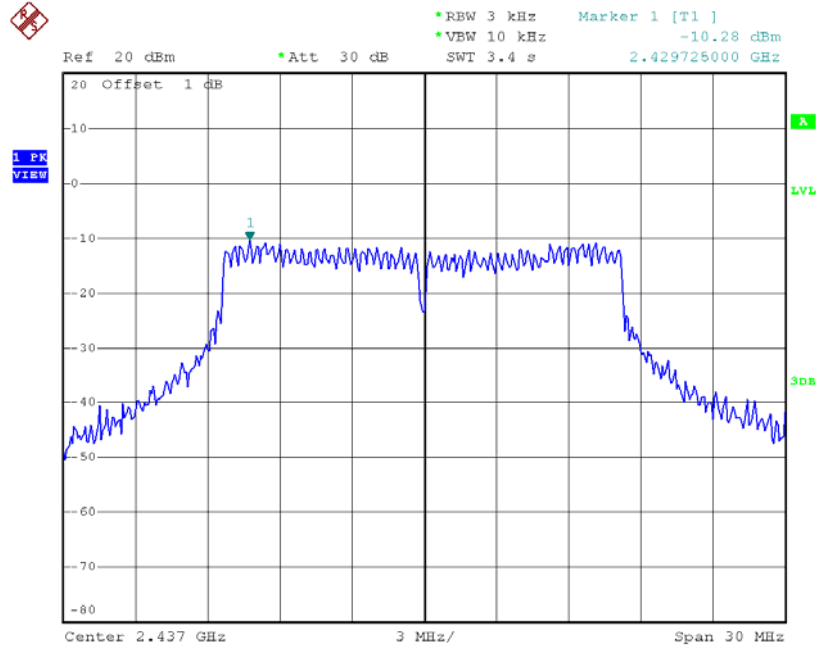
Frequency (MHz)	Power Density (dBm/3kHz)	Power Density (mW/3kHz)	Max. Limit (dBm)	Result
2412	-16.22	0.02	8.00	Complies
2437	-10.28	0.09	8.00	Complies
2462	-14.83	0.03	8.00	Complies

TX CH01



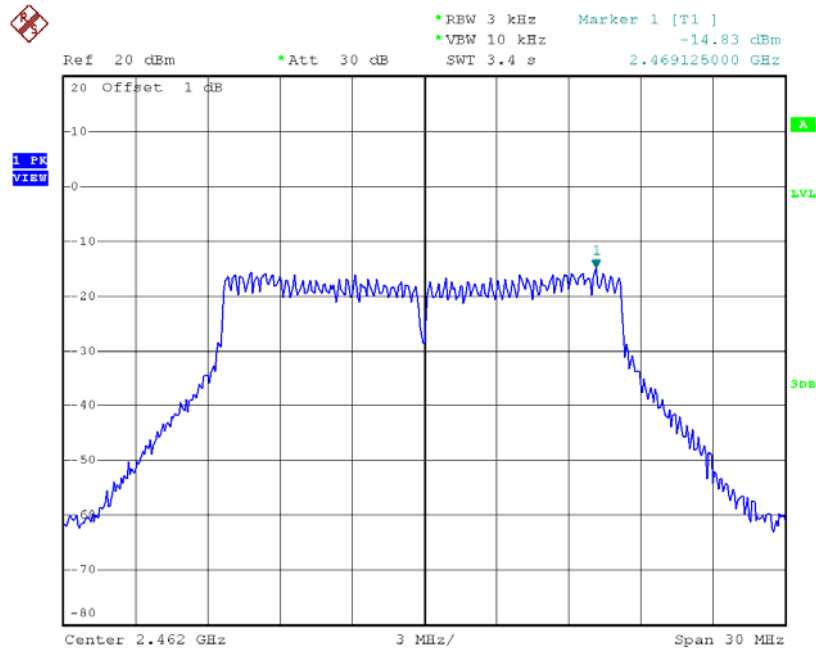
Date: 19.AUG.2014 01:48:54

TX CH06



Date: 19.AUG.2014 01:50:09

TX CH11

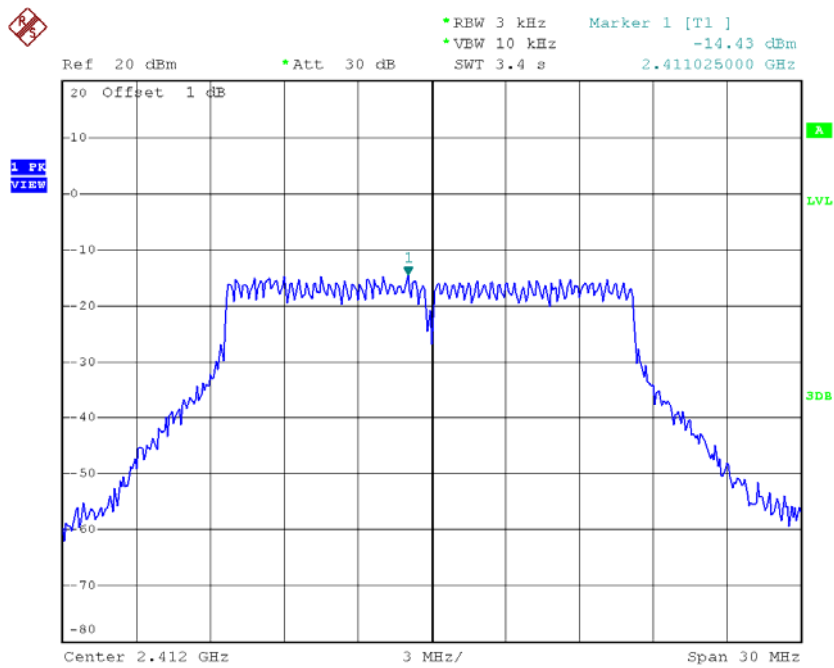


Date: 19.AUG.2014 01:53:06

Test Mode :TX G Mode_CH01/06/11_ANT 2

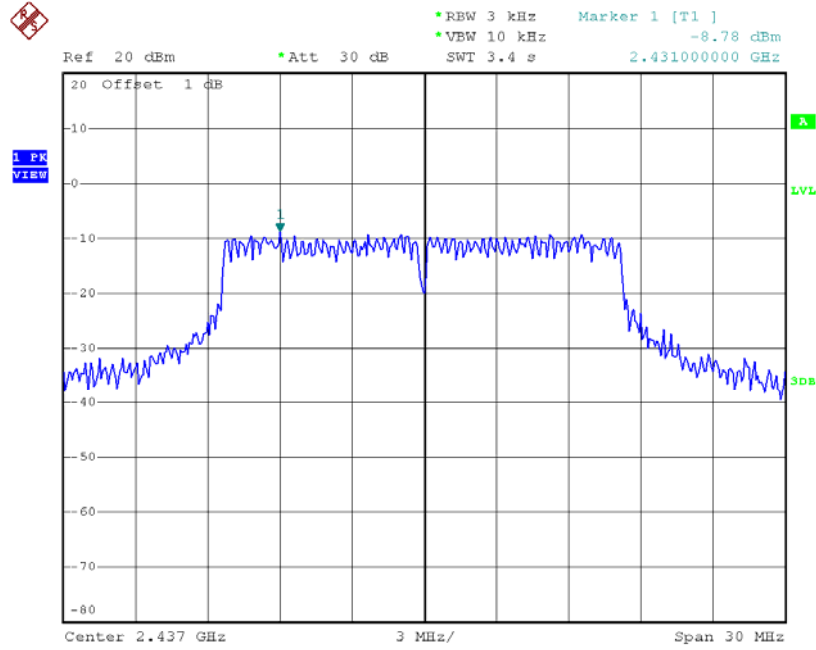
Frequency (MHz)	Power Density (dBm/3kHz)	Power Density (mW/3kHz)	Max. Limit (dBm)	Result
2412	-14.43	0.04	8.00	Complies
2437	-8.78	0.13	8.00	Complies
2462	-14.77	0.03	8.00	Complies

TX CH01



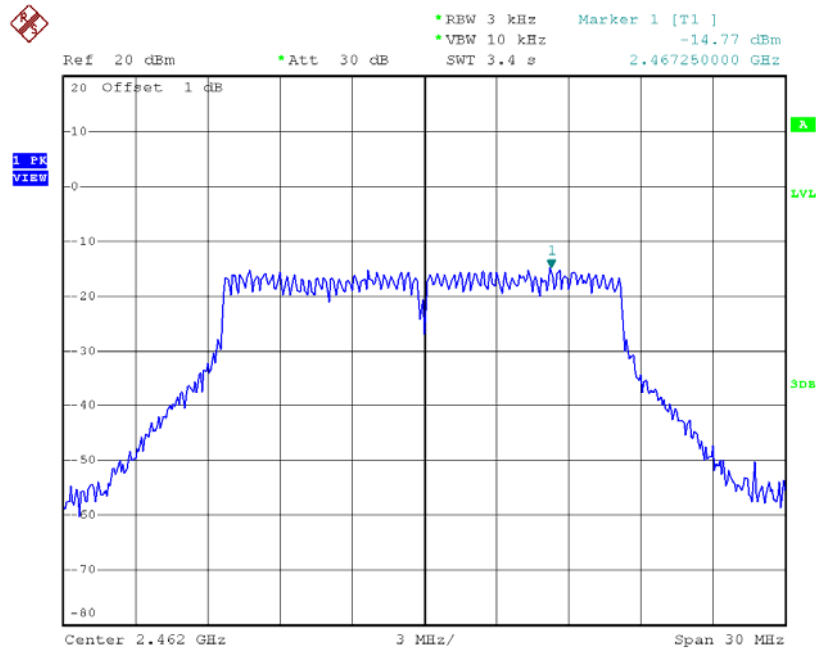
Date: 19.AUG.2014 02:07:02

TX CH06



Date: 19.AUG.2014 02:08:07

TX CH11



Date: 19.AUG.2014 02:09:31

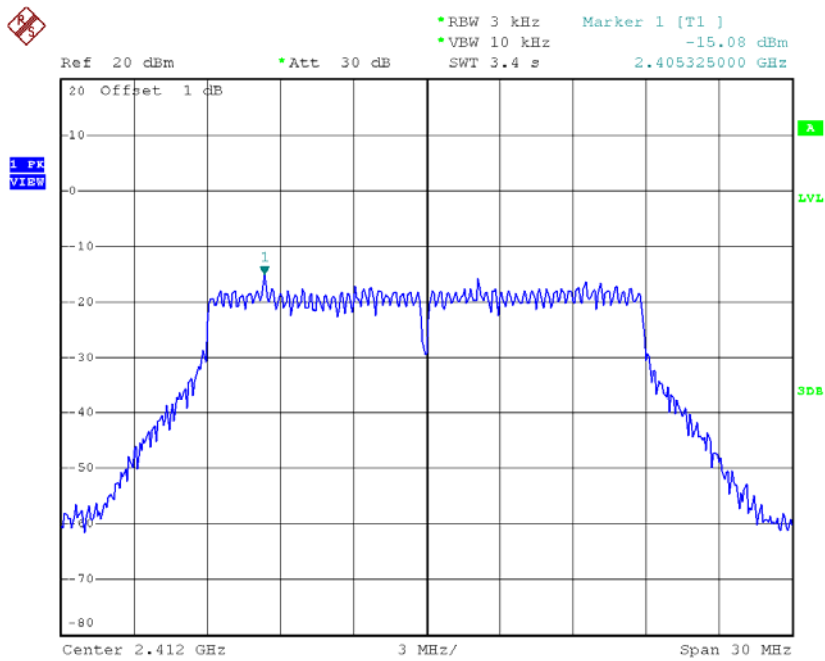
Test Mode : TX G Mode_CH01/06/11_Total

Frequency (MHz)	Power Density (dBm/3kHz)	Power Density (mW/3kHz)	Max. Limit (dBm)	Result
2412	-12.22	0.06	8.00	Complies
2437	-6.46	0.23	8.00	Complies
2462	-11.79	0.07	8.00	Complies

Test Mode : TX N-20M Mode_CH01/06/11_ANT 1

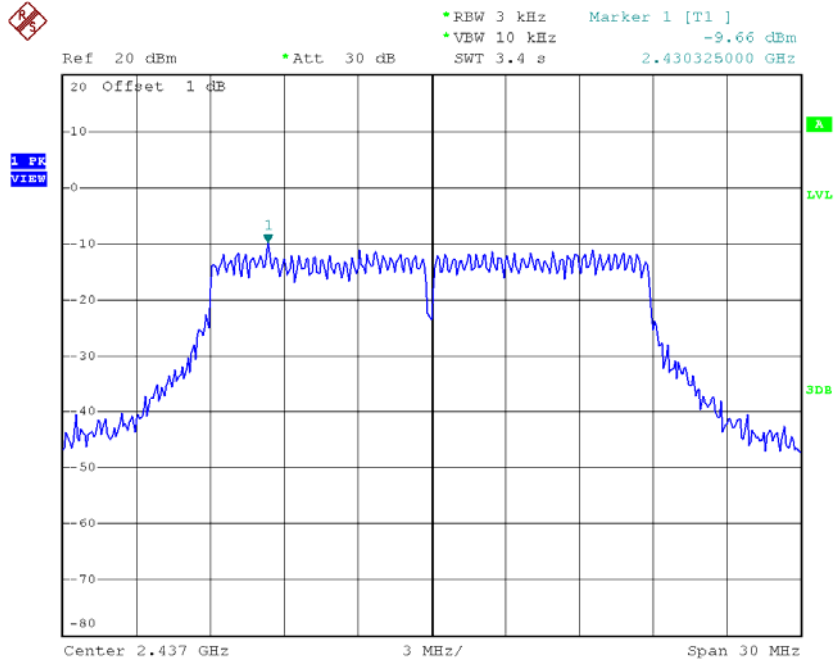
Frequency (MHz)	Power Density (dBm/3kHz)	Power Density (mW/3kHz)	Max. Limit (dBm)	Result
2412	-15.08	0.03	8.00	Complies
2437	-9.66	0.11	8.00	Complies
2462	-14.75	0.03	8.00	Complies

TX CH01



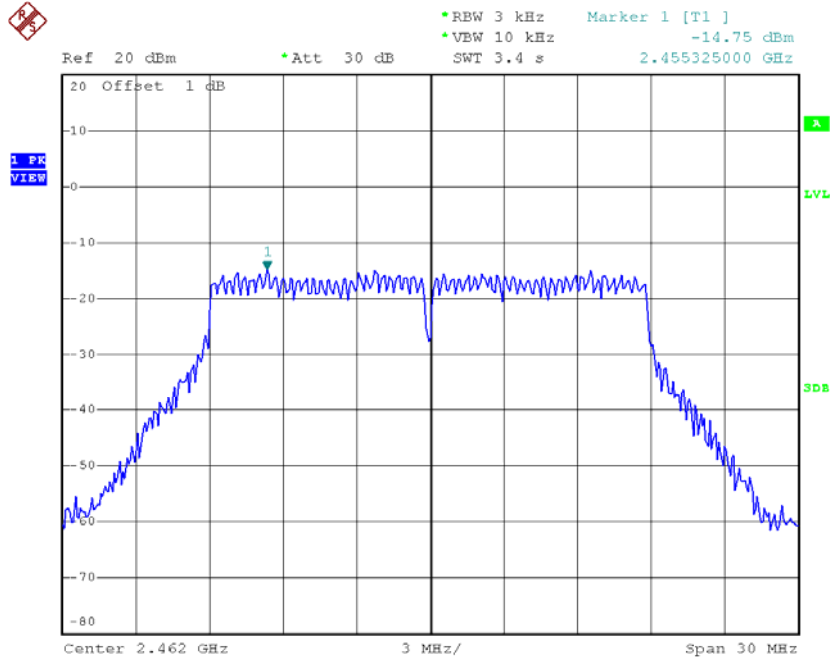
Date: 19.AUG.2014 01:54:37

TX CH06



Date: 19.AUG.2014 01:56:04

TX CH11

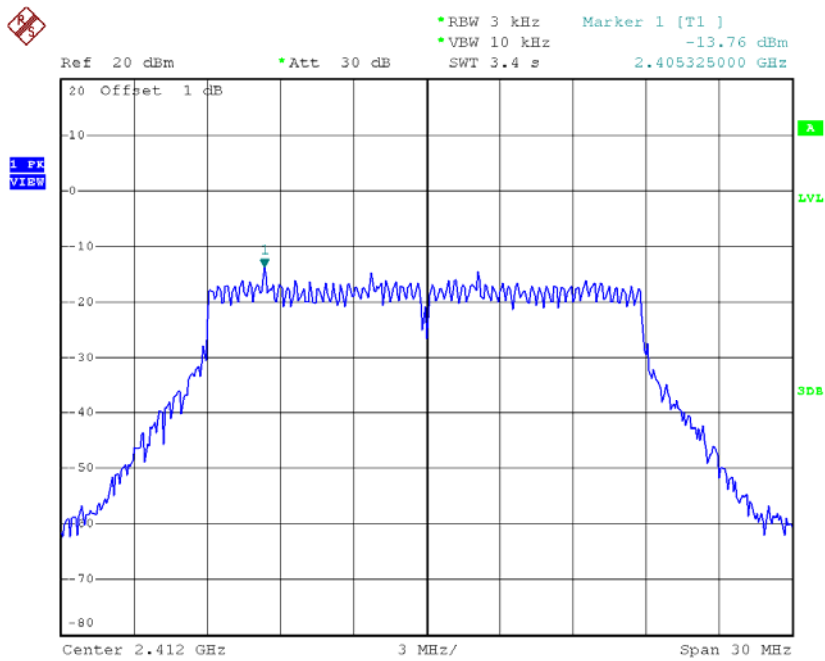


Date: 19.AUG.2014 01:57:24

Test Mode : TX N-20M Mode_CH01/06/11_ANT 2

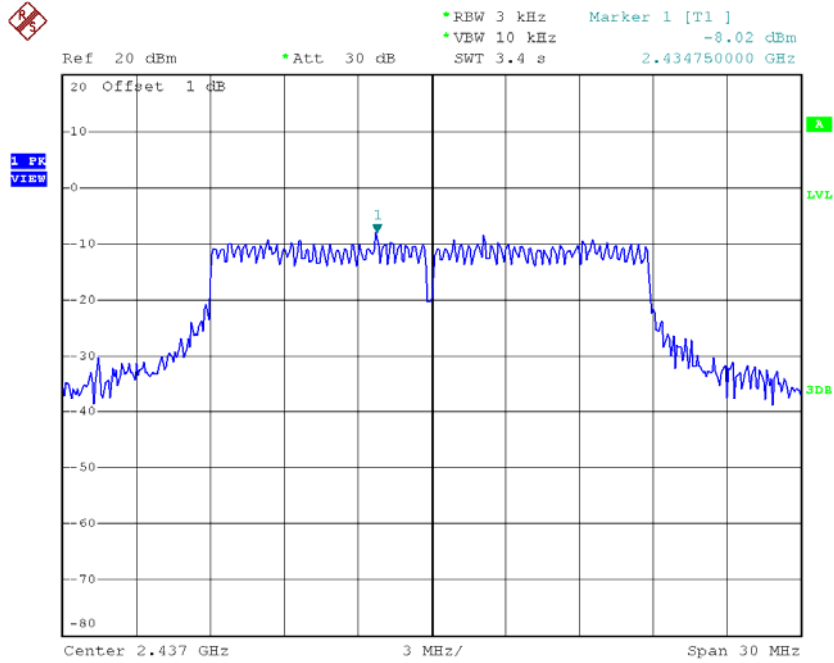
Frequency (MHz)	Power Density (dBm/3kHz)	Power Density (mW/3kHz)	Max. Limit (dBm)	Result
2412	-13.76	0.04	8.00	Complies
2437	-8.02	0.16	8.00	Complies
2462	-14.12	0.04	8.00	Complies

TX CH01



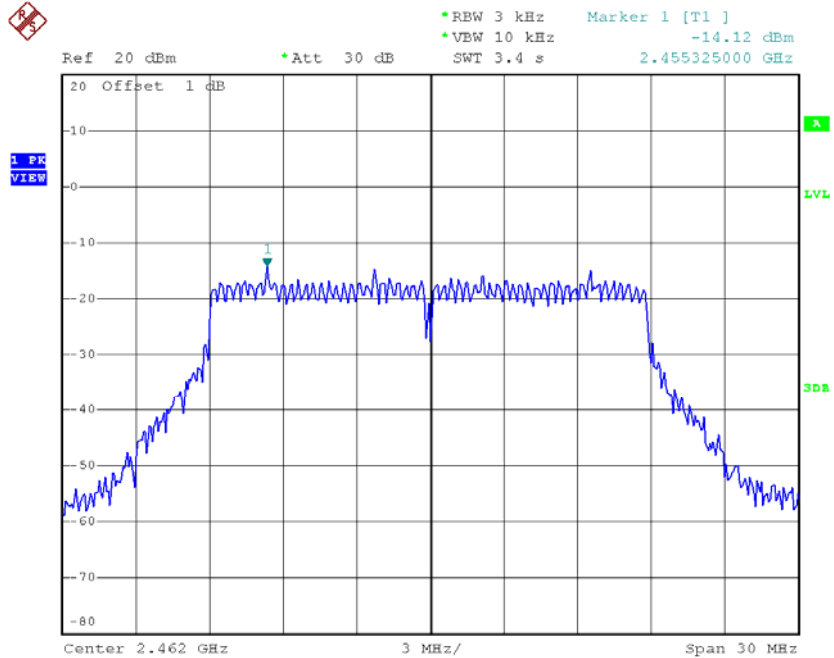
Date: 19.AUG.2014 02:10:54

TX CH06



Date: 19.AUG.2014 02:12:04

TX CH11



Date: 19.AUG.2014 02:13:21

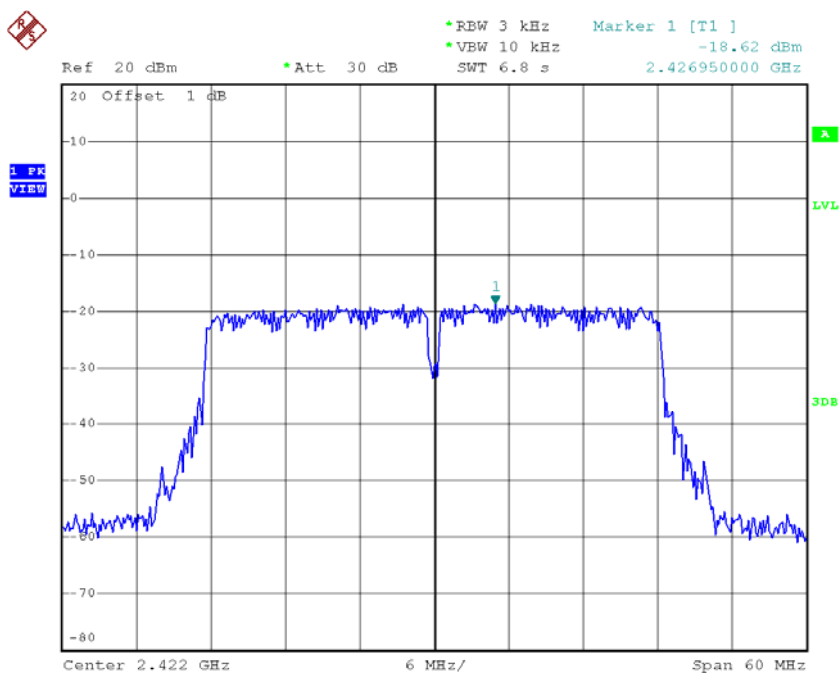
Test Mode : TX N-20M Mode_CH01/06/11_Total

Frequency (MHz)	Power Density (dBm/3kHz)	Power Density (mW/3kHz)	Max. Limit (dBm)	Result
2412	-11.36	0.07	8.00	Complies
2437	-5.75	0.27	8.00	Complies
2462	-11.41	0.07	8.00	Complies

Test Mode : TX N-40M Mode_CH03/06/09_ANT 1

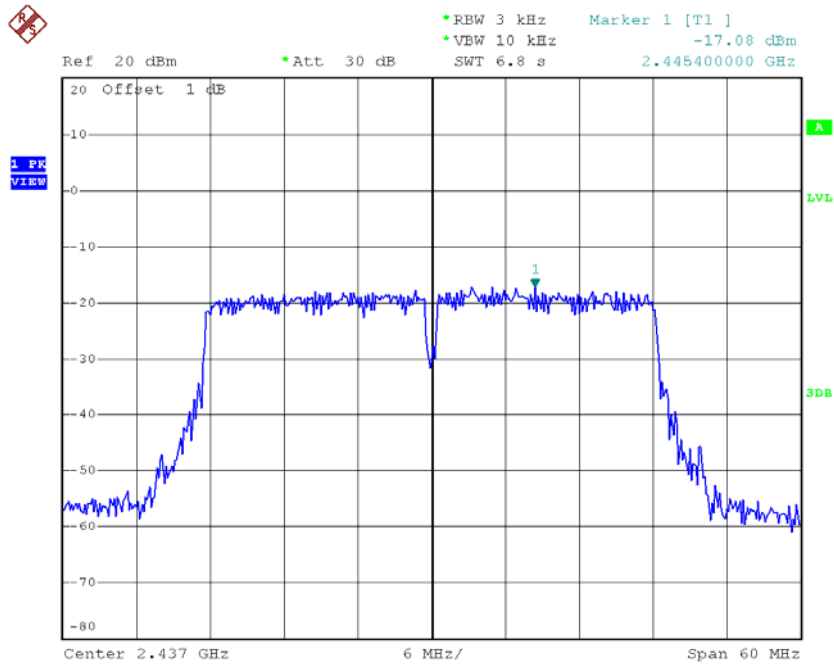
Frequency (MHz)	Power Density (dBm/3kHz)	Power Density (mW/3kHz)	Max. Limit (dBm)	Result
2422	-18.62	0.01	8.00	Complies
2437	-17.08	0.02	8.00	Complies
2452	-19.57	0.01	8.00	Complies

TX CH03



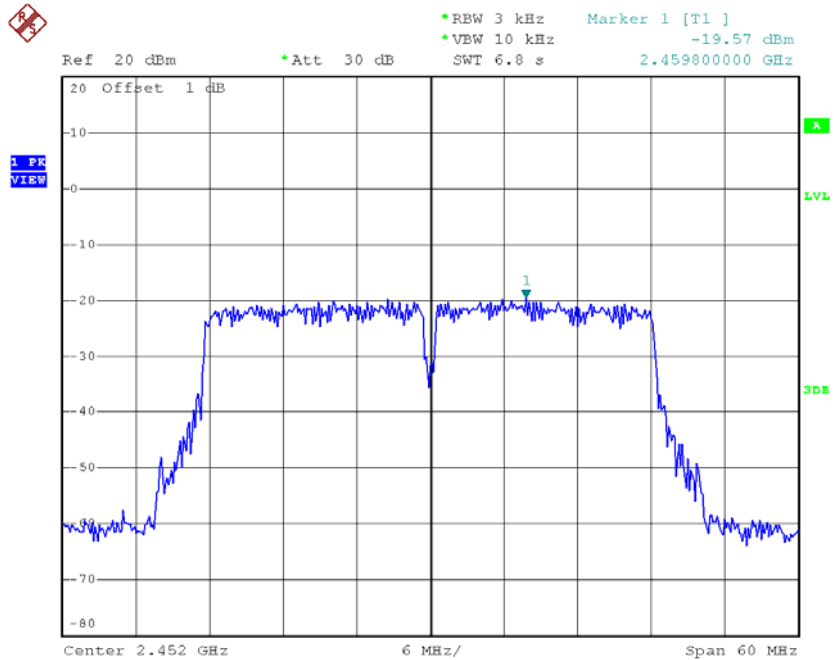
Date: 19.AUG.2014 01:59:13

TX CH06



Date: 19.AUG.2014 02:00:34

TX CH09

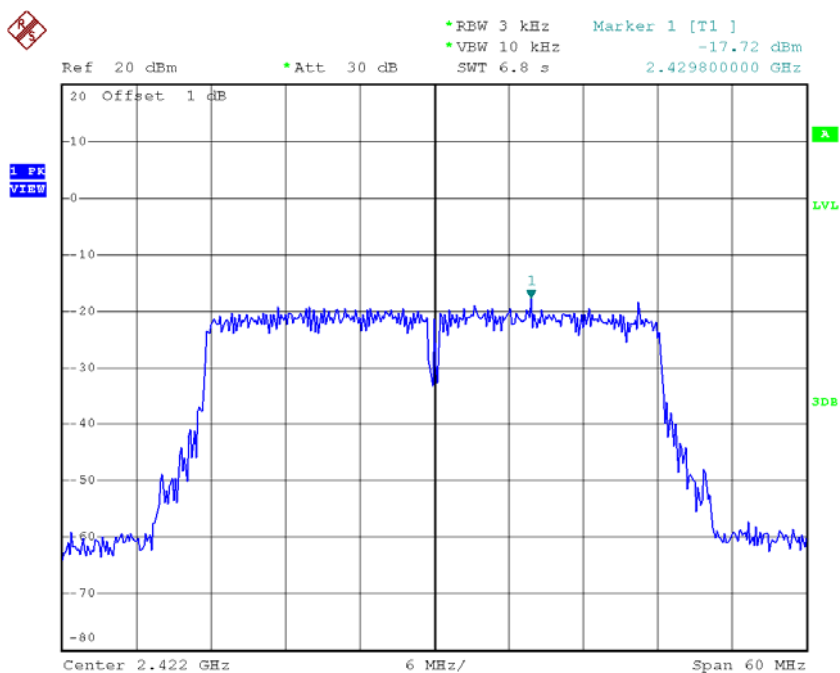


Date: 19.AUG.2014 02:01:58

Test Mode : TX N-40M Mode_CH03/06/09_ANT 2

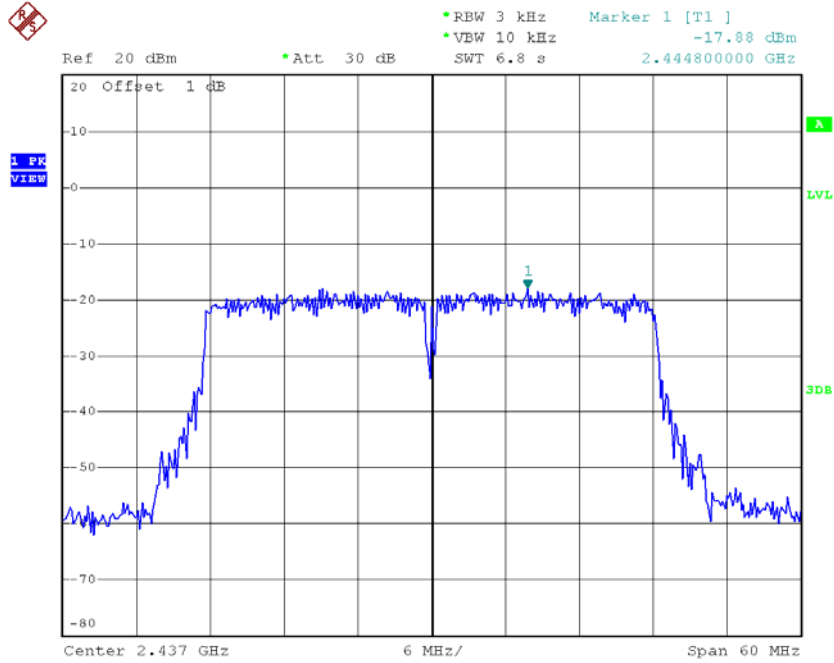
Frequency (MHz)	Power Density (dBm/3kHz)	Power Density (mW/3kHz)	Max. Limit (dBm)	Result
2422	-17.72	0.02	8.00	Complies
2437	-17.88	0.02	8.00	Complies
2452	-17.80	0.02	8.00	Complies

TX CH03



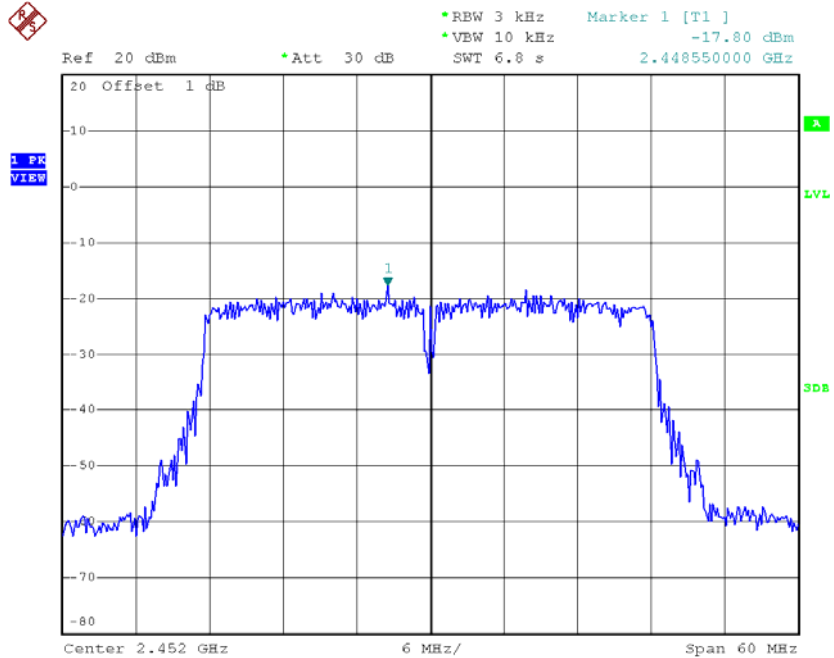
Date: 19.AUG.2014 02:14:40

TX CH06



Date: 19.AUG.2014 02:15:43

TX CH09



Date: 19.AUG.2014 02:18:02

Test Mode : TX N-40M Mode_CH03/06/09_Total

Frequency (MHz)	Power Density (dBm/3kHz)	Power Density (mW/3kHz)	Max. Limit (dBm)	Result
2422	-15.14	0.03	8.00	Complies
2437	-14.45	0.04	8.00	Complies
2452	-15.59	0.03	8.00	Complies

Power Spectral Density Measurement Photos



10. EUT PHOTO





Adapter: PHIHONG / PSAC05A-050



Adapter: YEOU DIANN / AMS20-0501000FU2

