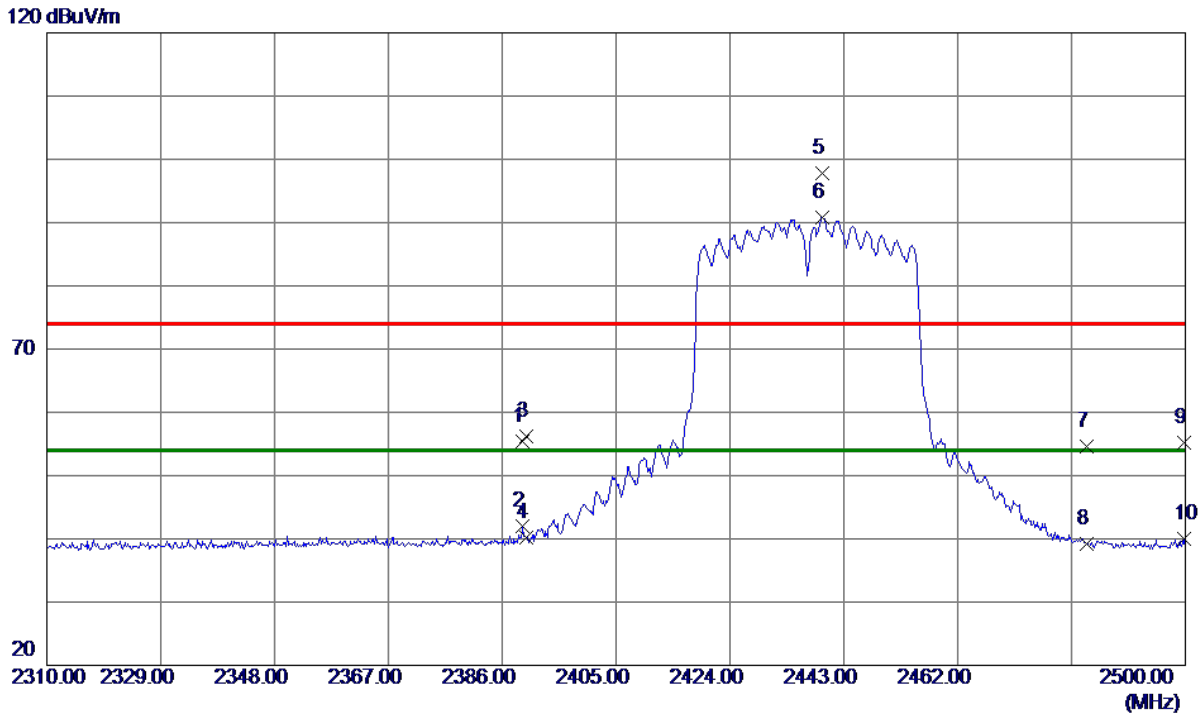


Test Mode: TX N-40M Mode 2437 MHz

Horizontal



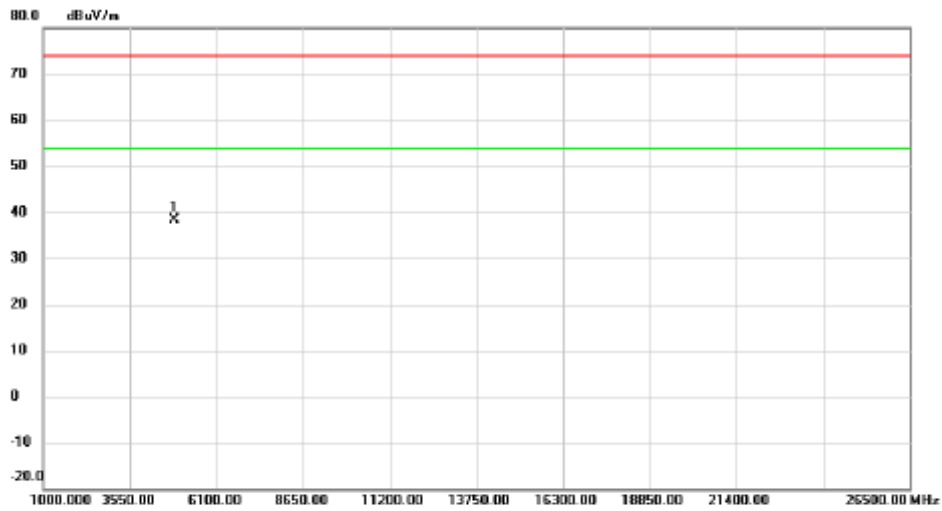
No.	Freq. MHz	Reading Level dBuV/m	Correct Factor dB	Measure ment dBuV/m	Limit dBuV/m	Margin dB	Detector	Comment
1	2389.4200	23.67	31.74	55.41	74.00	-18.59	Peak	
2	2389.4200	10.18	31.74	41.92	54.00	-12.08	AVG	
3	2390.0000	24.44	31.74	56.18	74.00	-17.82	Peak	
4	2390.0000	8.41	31.74	40.15	54.00	-13.85	AVG	
5	2439.3899	66.08	31.72	97.80	74.00	23.80	Peak	
6 *	2439.3899	59.07	31.72	90.79	54.00	36.79	AVG	
7	2483.5000	22.98	31.71	54.69	74.00	-19.31	Peak	
8	2483.5000	7.57	31.71	39.28	54.00	-14.72	AVG	
9	2499.7150	23.49	31.71	55.20	74.00	-18.80	Peak	
10	2499.7150	8.37	31.71	40.08	54.00	-13.92	AVG	

REMARKS:

- (1) Measurement Value = Reading Level + Correct Factor.
- (2) Margin Level = Measurement Value - Limit Value.

Test Mode: TX N-40M Mode 2437 MHz

Horizontal



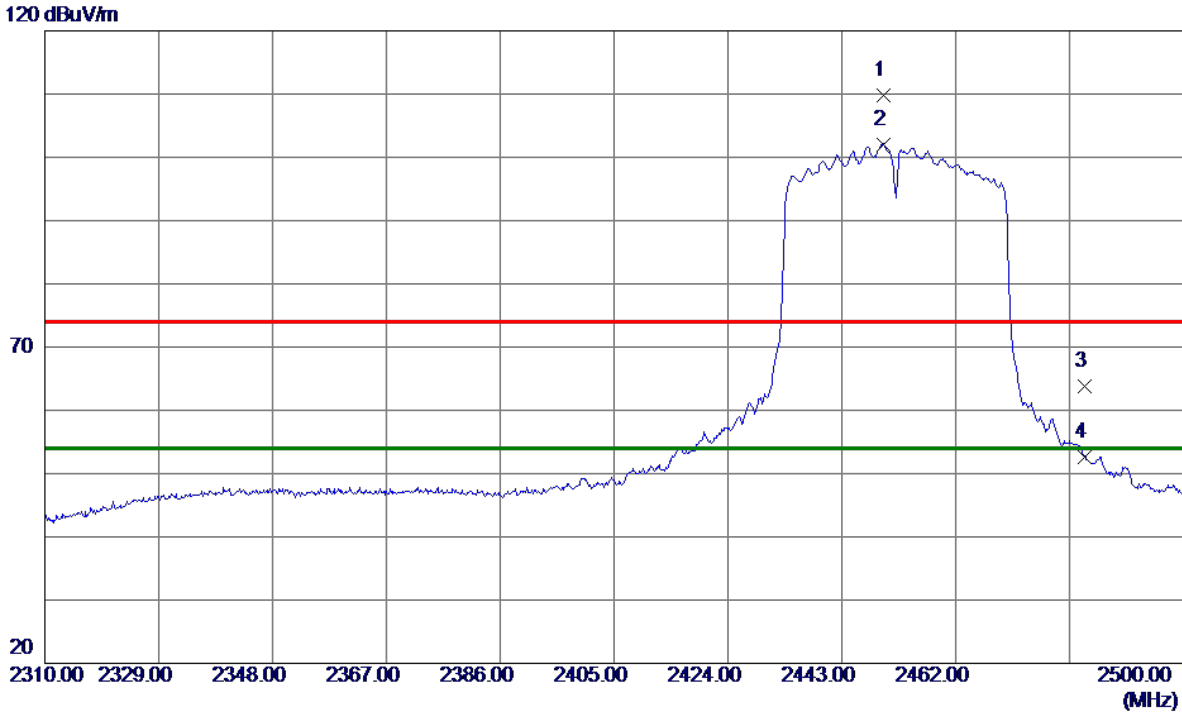
No.	Mk.	Freq.	Reading Level	Correct Factor	Measurement	Limit	Margin	Detector	Comment
		MHz	dBuV	dB	dBuV/m	dBuV/m	dB		
1	*	4874.000	49.28	-10.79	38.49	74.00	-35.51	peak	

REMARKS:

- (1) Measurement Value = Reading Level + Correct Factor.
- (2) Margin Level = Measurement Value - Limit Value.

Test Mode: TX N-40M Mode 2452 MHz

Vertical



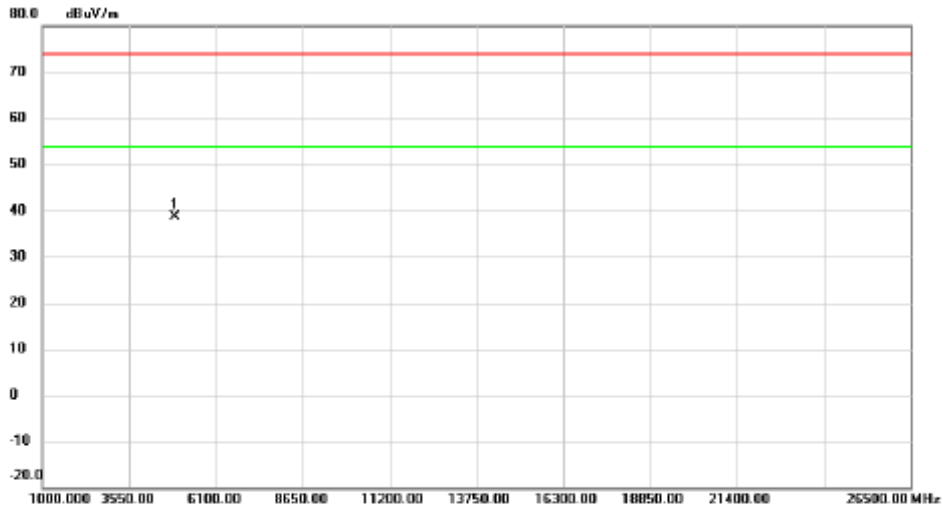
No.	Freq. MHz	Reading Level dBuV/m	Correct Factor dB	Measure ment dBuV/m	Limit dBuV/m	Margin dB	Detector	Comment
1	2450.0300	78.18	31.71	109.89	74.00	35.89	Peak	
2 *	2450.0300	70.39	31.71	102.10	54.00	48.10	AVG	
3	2483.5000	32.12	31.71	63.83	74.00	-10.17	Peak	
4	2483.5000	20.98	31.71	52.69	54.00	-1.31	AVG	

REMARKS:

- (1) Measurement Value = Reading Level + Correct Factor.
- (2) Margin Level = Measurement Value - Limit Value.

Test Mode: TX N-40M Mode 2452 MHz

Vertical



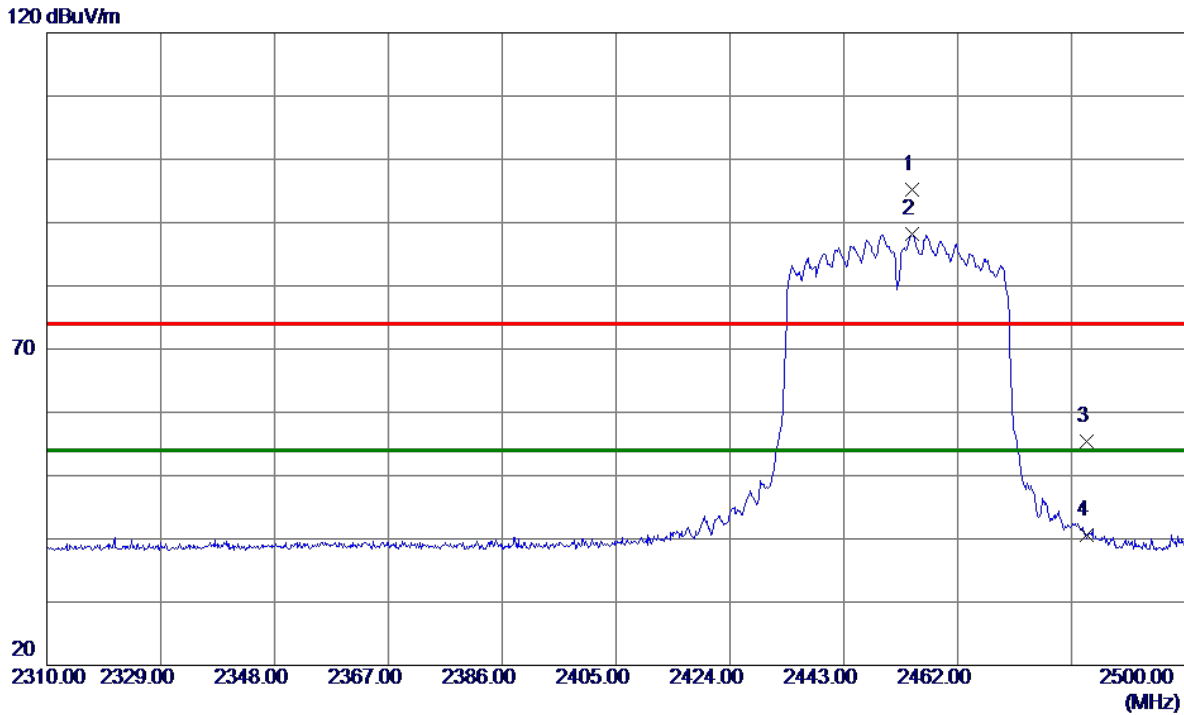
No.	Mk.	Freq.	Reading Level	Correct Factor	Measurement	Limit	Margin	Detector	Comment
		MHz	dBuV	dB	dBuV/m	dBuV/m	dB		
1	*	4904.000	49.45	-10.72	38.73	74.00	-35.27	peak	

REMARKS:

- (1) Measurement Value = Reading Level + Correct Factor.
- (2) Margin Level = Measurement Value - Limit Value.

Test Mode: TX N-40M Mode 2452 MHz

Horizontal



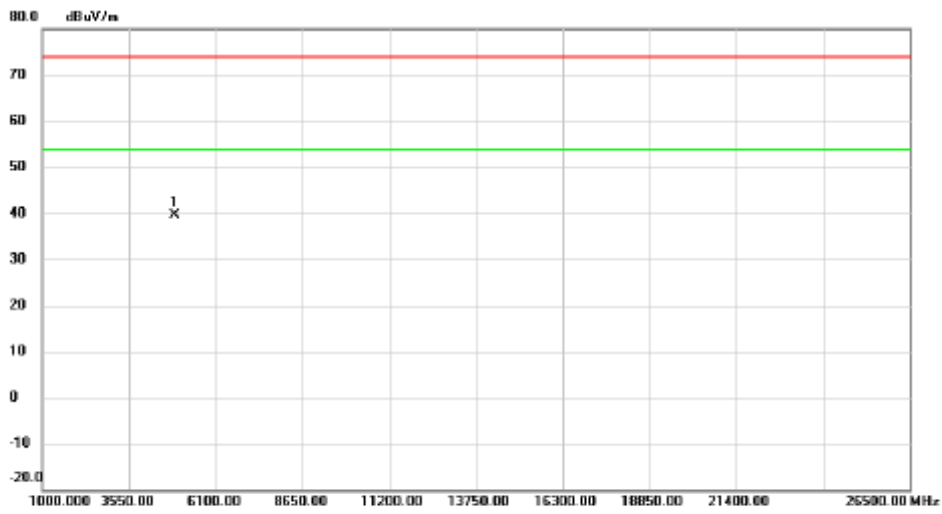
No.	Freq. MHz	Reading Level dBuV/m	Correct Factor dB	Measure ment dBuV/m	Limit dBuV/m	Margin dB	Detector	Comment
1	2454.4000	63.44	31.71	95.15	74.00	21.15	Peak	
2 *	2454.4000	56.53	31.71	88.24	54.00	34.24	AVG	
3	2483.5000	23.78	31.71	55.49	74.00	-18.51	Peak	
4	2483.5000	8.93	31.71	40.64	54.00	-13.36	AVG	

REMARKS:

- (1) Measurement Value = Reading Level + Correct Factor.
- (2) Margin Level = Measurement Value - Limit Value.

Test Mode: TX N-40M Mode 2452 MHz

Horizontal



No.	Mk.	Freq.	Reading Level	Correct Factor	Measurement	Limit	Margin	Detector	Comment
		MHz	dBuV	dB	dBuV/m	dBuV/m	dB		
1	*	4904.000	50.37	-10.72	39.65	74.00	-34.35	peak	

REMARKS:

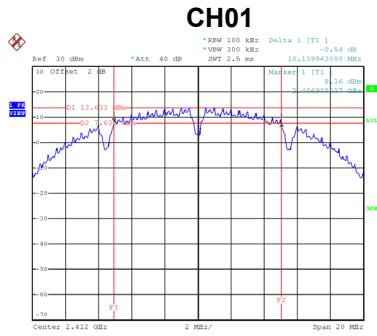
- (1) Measurement Value = Reading Level + Correct Factor.
- (2) Margin Level = Measurement Value - Limit Value.

APPENDIX E - BANDWIDTH

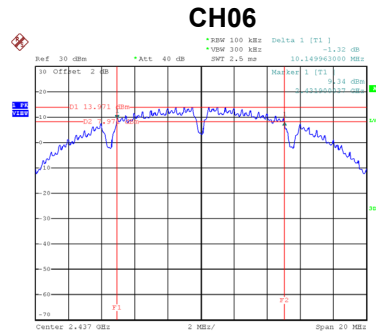
CDD

Test Mode	TX B Mode
-----------	-----------

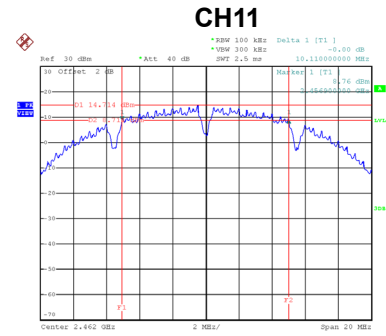
Channel	Frequency (MHz)	6 dB Bandwidth (MHz)	6 dB Bandwidth Min. Limit (kHz)	Result
01	2412	10.14	500	Complies
06	2437	10.15	500	Complies
11	2462	10.11	500	Complies



Date: 5.AUG.2020 17:05:20

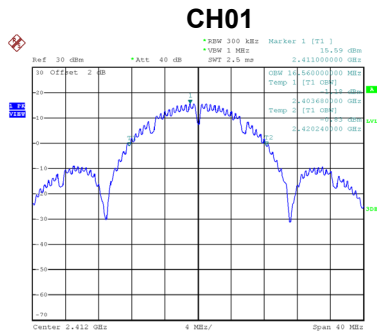


Date: 5.AUG.2020 17:10:59

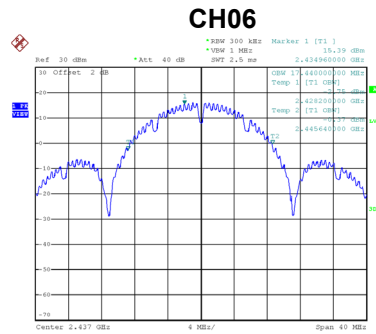


Date: 5.AUG.2020 17:14:13

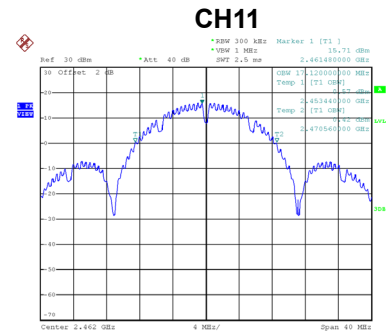
Channel	Frequency (MHz)	99 % Emission Bandwidth (MHz)
01	2412	16.56
06	2437	17.44
11	2462	17.12



Date: 5.AUG.2020 17:05:27



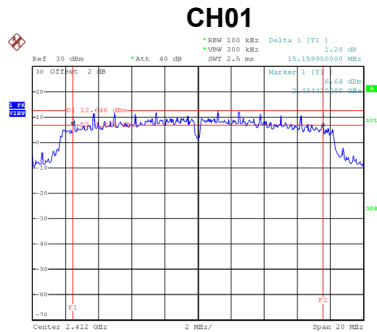
Date: 5.AUG.2020 17:11:06



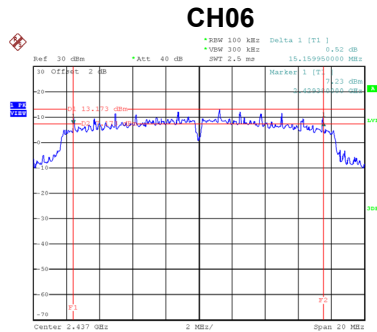
Date: 5.AUG.2020 17:14:20

Test Mode	TX G Mode
-----------	-----------

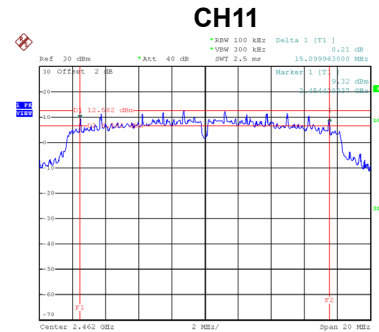
Channel	Frequency (MHz)	6 dB Bandwidth (MHz)	6 dB Bandwidth Min. Limit (kHz)	Result
01	2412	15.16	500	Complies
06	2437	15.16	500	Complies
11	2462	15.10	500	Complies



Date: 5.AUG.2020 17:16:17

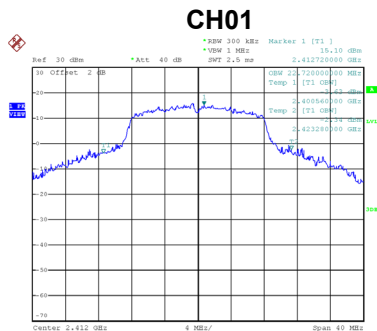


Date: 5.AUG.2020 17:18:50

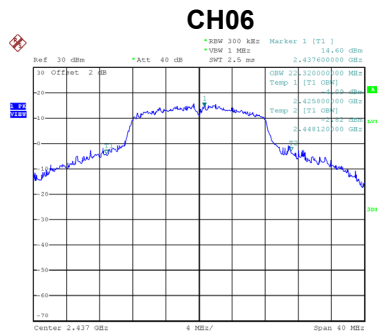


Date: 5.AUG.2020 17:21:40

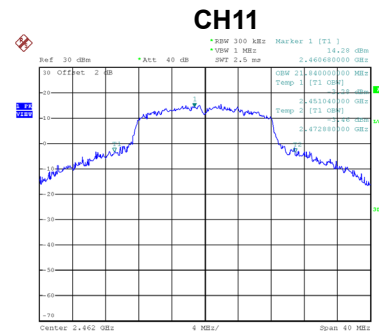
Channel	Frequency (MHz)	99 % Emission Bandwidth (MHz)
01	2412	22.72
06	2437	22.32
11	2462	21.84



Date: 5.AUG.2020 17:16:24



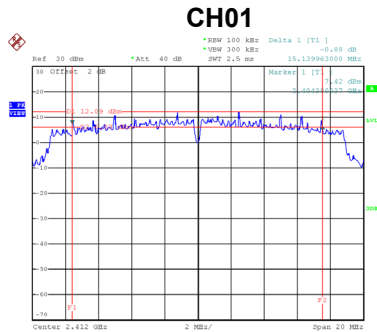
Date: 5.AUG.2020 17:18:57



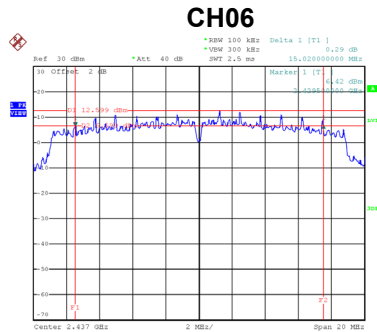
Date: 5.AUG.2020 17:21:47

Test Mode	TX N-20M Mode
-----------	---------------

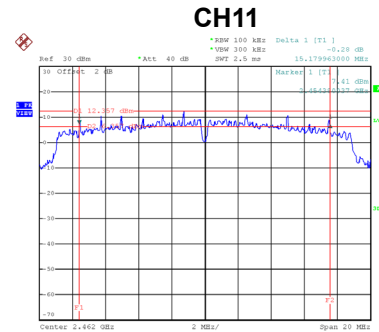
Channel	Frequency (MHz)	6 dB Bandwidth (MHz)	6 dB Bandwidth Min. Limit (kHz)	Result
01	2412	15.14	500	Complies
06	2437	15.02	500	Complies
11	2462	15.18	500	Complies



Date: 5.AUG.2020 17:26:43

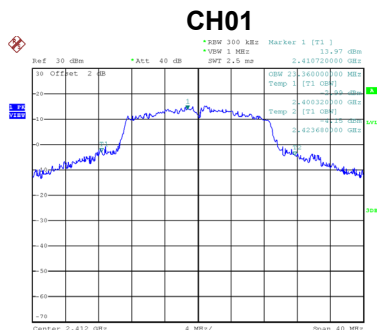


Date: 5.AUG.2020 17:34:22

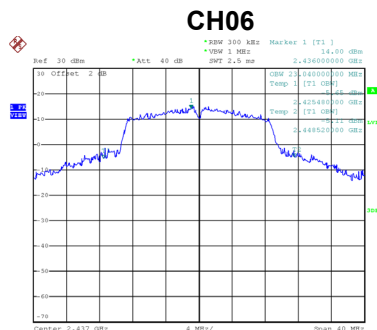


Date: 5.AUG.2020 17:38:23

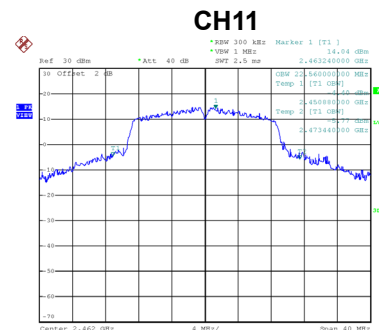
Channel	Frequency (MHz)	99 % Emission Bandwidth (MHz)
01	2412	23.36
06	2437	23.04
11	2462	22.56



Date: 5.AUG.2020 17:26:50



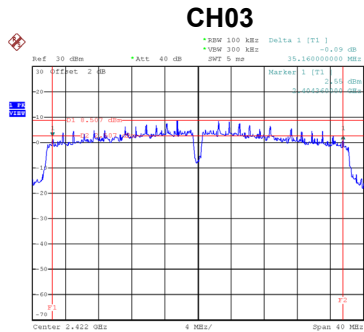
Date: 5.AUG.2020 17:34:29



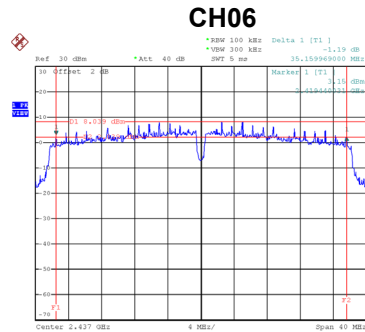
Date: 5.AUG.2020 17:38:29

Test Mode	TX N-40M Mode
-----------	---------------

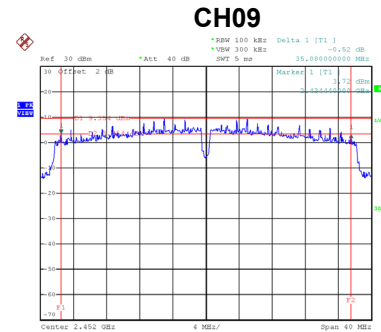
Channel	Frequency (MHz)	6 dB Bandwidth (MHz)	6 dB Bandwidth Min. Limit (kHz)	Result
03	2422	35.16	500	Complies
06	2437	35.16	500	Complies
09	2452	35.08	500	Complies



Date: 5.AUG.2020 18:11:43

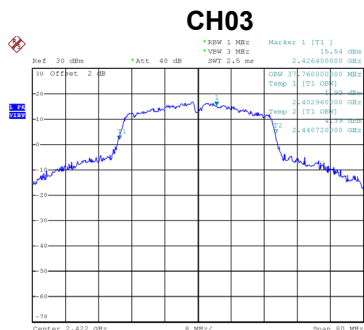


Date: 5.AUG.2020 18:08:31

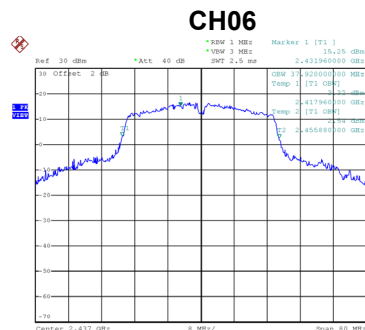


Date: 5.AUG.2020 18:18:40

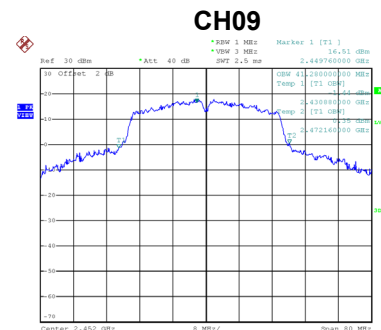
Channel	Frequency (MHz)	99 % Emission Bandwidth (MHz)
03	2422	37.76
06	2437	37.92
09	2452	41.28



Date: 5.AUG.2020 18:11:50



Date: 5.AUG.2020 18:08:38



Date: 5.AUG.2020 18:18:46

APPENDIX F - MAXIMUM OUTPUT POWER

**For 1T1R
CDD**

Test Mode	TX B Mode
-----------	-----------

Channel	Frequency (MHz)	Peak Output Power (dBm)	Max. Limit (dBm)	Max. Limit (W)	Result
01	2412	21.53	30.00	1.0000	Complies
06	2437	24.61	30.00	1.0000	Complies
11	2462	23.59	30.00	1.0000	Complies

Channel	Frequency (MHz)	AVG Output Power (dBm)	Duty Factor	AVG Output Power + Duty Factor (dBm)	Max. Limit (dBm)	Max. Limit (W)	Result
01	2412	19.72	0.00	19.72	30.00	1.00	Complies
06	2437	23.31	0.00	23.31	30.00	1.00	Complies
11	2462	21.94	0.00	21.94	30.00	1.00	Complies

Test Mode	TX G Mode
-----------	-----------

Channel	Frequency (MHz)	Peak Output Power (dBm)	Max. Limit (dBm)	Max. Limit (W)	Result
01	2412	23.58	30.00	1.0000	Complies
06	2437	25.55	30.00	1.0000	Complies
11	2462	23.53	30.00	1.0000	Complies

Channel	Frequency (MHz)	AVG Output Power (dBm)	Duty Factor	AVG Output Power + Duty Factor (dBm)	Max. Limit (dBm)	Max. Limit (W)	Result
01	2412	15.13	0.15	15.28	30.00	1.00	Complies
06	2437	21.83	0.15	21.98	30.00	1.00	Complies
11	2462	15.40	0.15	15.55	30.00	1.00	Complies

**For 2T2R-2
CDD**

Test Mode	TX N-20M Mode_Ant. 1
-----------	----------------------

Channel	Frequency (MHz)	Peak Output Power (dBm)	Max. Limit (dBm)	Max. Limit (W)	Result
01	2412	21.77	30.00	1.0000	Complies
06	2437	25.05	30.00	1.0000	Complies
11	2462	22.31	30.00	1.0000	Complies

Test Mode	TX N-20M Mode_Ant. 2
-----------	----------------------

Channel	Frequency (MHz)	Peak Output Power (dBm)	Max. Limit (dBm)	Max. Limit (W)	Result
01	2412	21.93	30.00	1.0000	Complies
06	2437	25.47	30.00	1.0000	Complies
11	2462	22.98	30.00	1.0000	Complies

Test Mode	TX N-20M Mode_Total
-----------	---------------------

Channel	Frequency (MHz)	Peak Output Power (dBm)	Max. Limit (dBm)	Max. Limit (W)	Result
01	2412	24.86	30.00	1.0000	Complies
06	2437	28.28	30.00	1.0000	Complies
11	2462	25.67	30.00	1.0000	Complies

Test Mode	TX N-20M Mode_Ant. 1
-----------	----------------------

Channel	Frequency (MHz)	AVG Output Power (dBm)	Duty Factor	AVG Output Power + Duty Factor (dBm)	Max. Limit (dBm)	Max. Limit (W)	Result
01	2412	11.77	0.23	12.00	30.00	1.00	Complies
06	2437	19.66	0.23	19.89	30.00	1.00	Complies
11	2462	12.74	0.23	12.97	30.00	1.00	Complies

Test Mode	TX N-20M Mode_Ant. 2
-----------	----------------------

Channel	Frequency (MHz)	AVG Output Power (dBm)	Duty Factor	AVG Output Power + Duty Factor (dBm)	Max. Limit (dBm)	Max. Limit (W)	Result
01	2412	12.16	0.23	12.39	30.00	1.00	Complies
06	2437	20.08	0.23	20.31	30.00	1.00	Complies
11	2462	13.28	0.23	13.51	30.00	1.00	Complies

Test Mode	TX N-20M Mode_Total
-----------	---------------------

Channel	Frequency (MHz)	AVG Output Power (dBm)	Max. Limit (dBm)	Max. Limit (W)	Result
01	2412	15.20	30.00	1.00	Complies
06	2437	23.11	30.00	1.00	Complies
11	2462	16.25	30.00	1.00	Complies

Test Mode	TX N-40M Mode_Ant. 1
-----------	----------------------

Channel	Frequency (MHz)	Peak Output Power (dBm)	Max. Limit (dBm)	Max. Limit (W)	Result
03	2422	19.61	30.00	1.0000	Complies
06	2437	22.88	30.00	1.0000	Complies
09	2452	20.79	30.00	1.0000	Complies

Test Mode	TX N-40M Mode_Ant. 2
-----------	----------------------

Channel	Frequency (MHz)	Peak Output Power (dBm)	Max. Limit (dBm)	Max. Limit (W)	Result
03	2422	20.03	30.00	1.0000	Complies
06	2437	23.48	30.00	1.0000	Complies
09	2452	21.41	30.00	1.0000	Complies

Test Mode	TX N-40M Mode_Total
-----------	---------------------

Channel	Frequency (MHz)	Peak Output Power (dBm)	Max. Limit (dBm)	Max. Limit (W)	Result
03	2422	22.84	30.00	1.0000	Complies
06	2437	26.20	30.00	1.0000	Complies
09	2452	24.12	30.00	1.0000	Complies

Test Mode	TX N-40M Mode_Ant. 1
-----------	----------------------

Channel	Frequency (MHz)	AVG Output Power (dBm)	Duty Factor	AVG Output Power + Duty Factor (dBm)	Max. Limit (dBm)	Max. Limit (W)	Result
03	2422	9.20	0.62	9.82	30.00	1.00	Complies
06	2437	13.66	0.62	14.28	30.00	1.00	Complies
09	2452	10.69	0.62	11.31	30.00	1.00	Complies

Test Mode	TX N-40M Mode_Ant. 2
-----------	----------------------

Channel	Frequency (MHz)	AVG Output Power (dBm)	Duty Factor	AVG Output Power + Duty Factor (dBm)	Max. Limit (dBm)	Max. Limit (W)	Result
03	2422	9.67	0.62	10.29	30.00	1.00	Complies
06	2437	14.12	0.62	14.74	30.00	1.00	Complies
09	2452	11.09	0.62	11.71	30.00	1.00	Complies

Test Mode	TX N-40M Mode_Total
-----------	---------------------

Channel	Frequency (MHz)	AVG Output Power (dBm)	Max. Limit (dBm)	Max. Limit (W)	Result
03	2422	13.07	30.00	1.00	Complies
06	2437	17.53	30.00	1.00	Complies
09	2452	14.53	30.00	1.00	Complies

**For 2T2R-2
Beamforming**

Test Mode	TX N-20M Mode_Ant. 1
-----------	----------------------

Channel	Frequency (MHz)	Peak Output Power (dBm)	Max. Limit (dBm)	Max. Limit (W)	Result
01	2412	21.55	27.99	0.6295	Complies
06	2437	24.85	27.99	0.6295	Complies
11	2462	22.25	27.99	0.6295	Complies

Test Mode	TX N-20M Mode_Ant. 2
-----------	----------------------

Channel	Frequency (MHz)	Peak Output Power (dBm)	Max. Limit (dBm)	Max. Limit (W)	Result
01	2412	21.85	27.99	0.6295	Complies
06	2437	24.66	27.99	0.6295	Complies
11	2462	22.75	27.99	0.6295	Complies

Test Mode	TX N-20M Mode_Total
-----------	---------------------

Channel	Frequency (MHz)	Peak Output Power (dBm)	Max. Limit (dBm)	Max. Limit (W)	Result
01	2412	24.71	27.99	0.6295	Complies
06	2437	27.77	27.99	0.6295	Complies
11	2462	25.52	27.99	0.6295	Complies

Test Mode	TX N-20M Mode_Ant. 1
-----------	----------------------

Channel	Frequency (MHz)	AVG Output Power (dBm)	Duty Factor	AVG Output Power + Duty Factor (dBm)	Max. Limit (dBm)	Max. Limit (W)	Result
01	2412	11.56	0.23	11.79	27.99	0.6295	Complies
06	2437	19.54	0.23	19.77	27.99	0.6295	Complies
11	2462	12.66	0.23	12.89	27.99	0.6295	Complies

Test Mode	TX N-20M Mode_Ant. 2
-----------	----------------------

Channel	Frequency (MHz)	AVG Output Power (dBm)	Duty Factor	AVG Output Power + Duty Factor (dBm)	Max. Limit (dBm)	Max. Limit (W)	Result
01	2412	12.08	0.23	12.31	27.99	0.6295	Complies
06	2437	19.98	0.23	20.21	27.99	0.6295	Complies
11	2462	13.18	0.23	13.41	27.99	0.6295	Complies

Test Mode	TX N-20M Mode_Total
-----------	---------------------

Channel	Frequency (MHz)	AVG Output Power (dBm)	Max. Limit (dBm)	Max. Limit (W)	Result
01	2412	15.06	27.99	0.6295	Complies
06	2437	23.00	27.99	0.6295	Complies
11	2462	16.16	27.99	0.6295	Complies

Test Mode	TX N-40M Mode_Ant. 1
-----------	----------------------

Channel	Frequency (MHz)	Peak Output Power (dBm)	Max. Limit (dBm)	Max. Limit (W)	Result
03	2422	19.58	27.99	0.6295	Complies
06	2437	22.78	27.99	0.6295	Complies
09	2452	20.59	27.99	0.6295	Complies

Test Mode	TX N-40M Mode_Ant. 2
-----------	----------------------

Channel	Frequency (MHz)	Peak Output Power (dBm)	Max. Limit (dBm)	Max. Limit (W)	Result
03	2422	19.85	27.99	0.6295	Complies
06	2437	23.28	27.99	0.6295	Complies
09	2452	21.35	27.99	0.6295	Complies

Test Mode	TX N-40M Mode_Total
-----------	---------------------

Channel	Frequency (MHz)	Peak Output Power (dBm)	Max. Limit (dBm)	Max. Limit (W)	Result
03	2422	22.73	27.99	0.6295	Complies
06	2437	26.05	27.99	0.6295	Complies
09	2452	24.00	27.99	0.6295	Complies

Test Mode	TX N-40M Mode_Ant. 1
-----------	----------------------

Channel	Frequency (MHz)	AVG Output Power (dBm)	Duty Factor	AVG Output Power + Duty Factor (dBm)	Max. Limit (dBm)	Max. Limit (W)	Result
03	2422	9.11	0.62	9.73	27.99	0.6295	Complies
06	2437	13.56	0.62	14.18	27.99	0.6295	Complies
09	2452	10.55	0.62	11.17	27.99	0.6295	Complies

Test Mode	TX N-40M Mode_Ant. 2
-----------	----------------------

Channel	Frequency (MHz)	AVG Output Power (dBm)	Duty Factor	AVG Output Power + Duty Factor (dBm)	Max. Limit (dBm)	Max. Limit (W)	Result
03	2422	9.58	0.62	10.20	27.99	0.6295	Complies
06	2437	14.05	0.62	14.67	27.99	0.6295	Complies
09	2452	10.98	0.62	11.60	27.99	0.6295	Complies

Test Mode	TX N-40M Mode_Total
-----------	---------------------

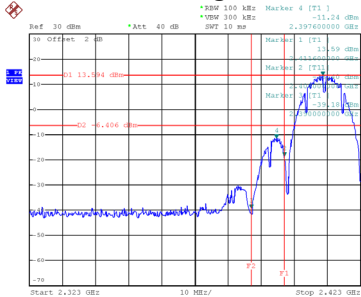
Channel	Frequency (MHz)	AVG Output Power (dBm)	Max. Limit (dBm)	Max. Limit (W)	Result
03	2422	12.98	27.99	0.6295	Complies
06	2437	17.44	27.99	0.6295	Complies
09	2452	14.40	27.99	0.6295	Complies

APPENDIX G - CONDUCTED SPURIOUS EMISSIONS

For 1T1R CDD

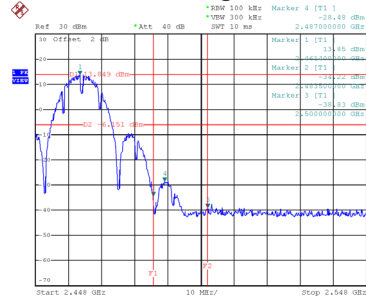
Test Mode TX B Mode

Bandedge-CH01



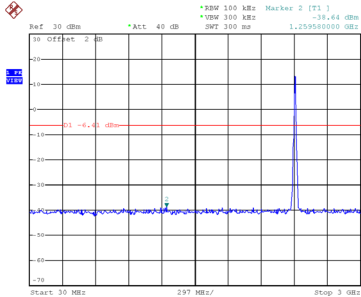
Date: 5.AUG.2020 17:05:34

Bandedge-CH11

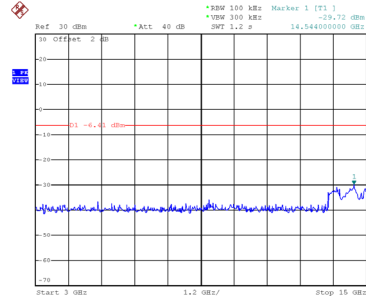


Date: 5.AUG.2020 17:14:27

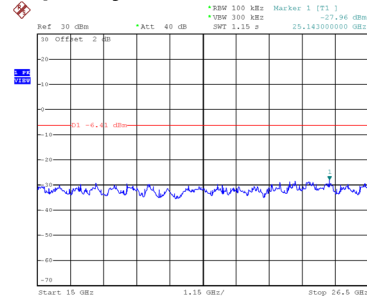
CH01 – 10th Harmonic of the fundamental frequency



Date: 5.AUG.2020 17:05:48

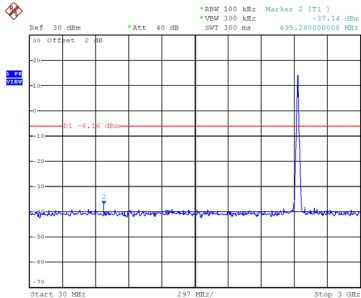


Date: 5.AUG.2020 17:05:55

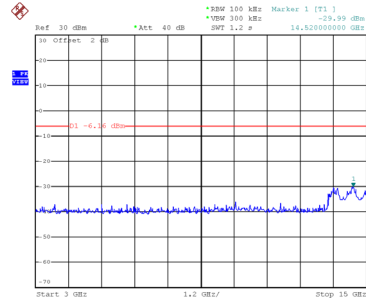


Date: 5.AUG.2020 17:06:02

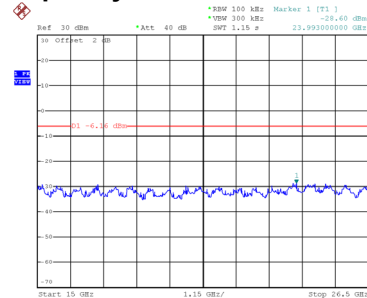
CH06 – 10th Harmonic of the fundamental frequency



Date: 5.AUG.2020 17:11:26

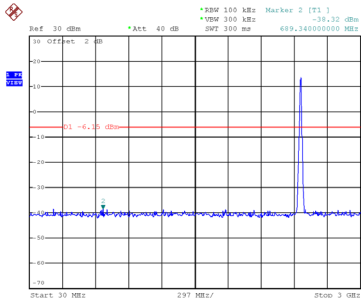


Date: 5.AUG.2020 17:11:33

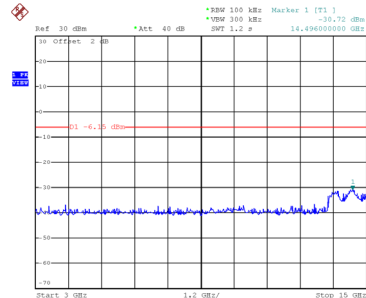


Date: 5.AUG.2020 17:11:41

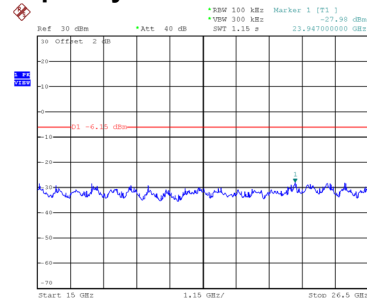
CH11 – 10th Harmonic of the fundamental frequency



Date: 5.AUG.2020 17:14:40



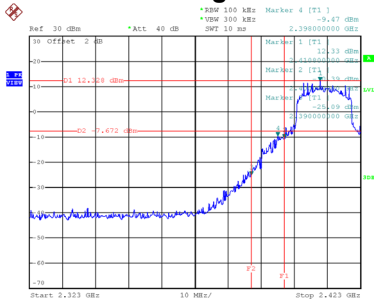
Date: 5.AUG.2020 17:14:47



Date: 5.AUG.2020 17:14:54

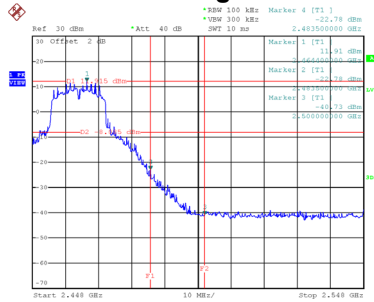
Test Mode TX G Mode

Bandedge-CH01



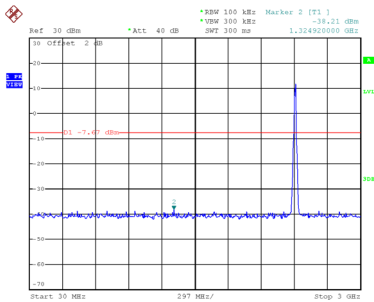
Date: 5.AUG.2020 17:16:31

Bandedge-CH11

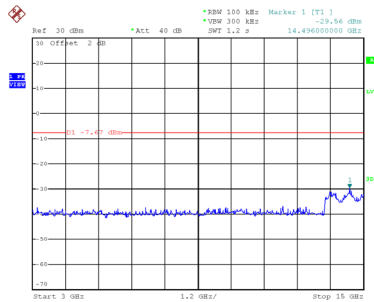


Date: 5.AUG.2020 17:21:54

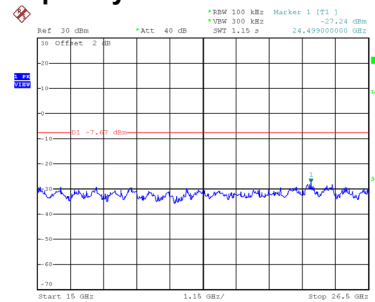
CH01 – 10th Harmonic of the fundamental frequency



Date: 5.AUG.2020 17:16:44

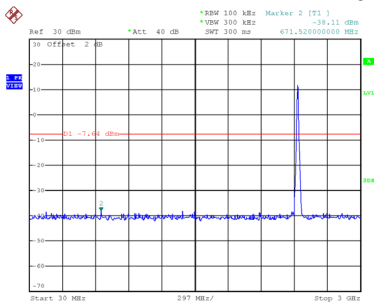


Date: 5.AUG.2020 17:16:51

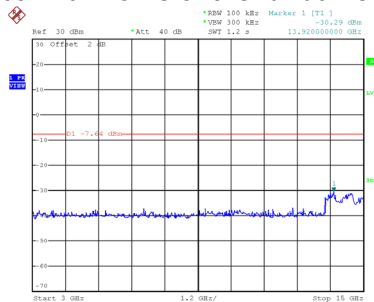


Date: 5.AUG.2020 17:16:58

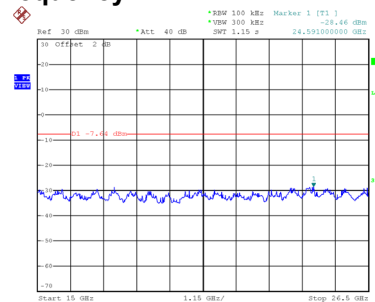
CH06 – 10th Harmonic of the fundamental frequency



Date: 5.AUG.2020 17:19:17

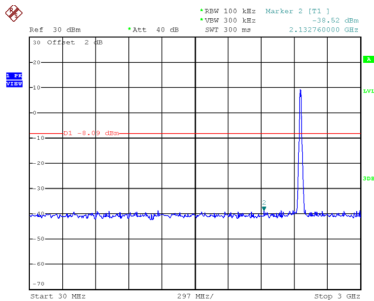


Date: 5.AUG.2020 17:19:25

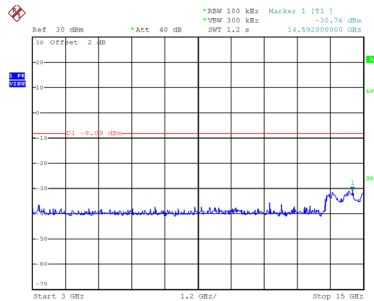


Date: 5.AUG.2020 17:19:32

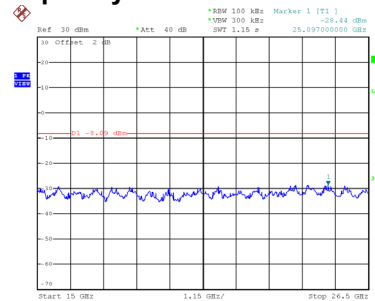
CH11 – 10th Harmonic of the fundamental frequency



Date: 5.AUG.2020 17:22:07



Date: 5.AUG.2020 17:22:14

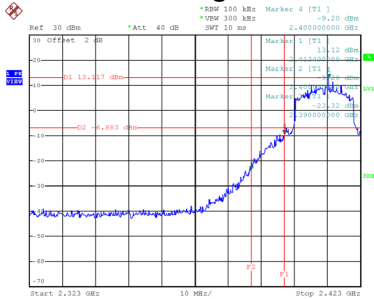


Date: 5.AUG.2020 17:22:21

For 2T2R-2 CDD

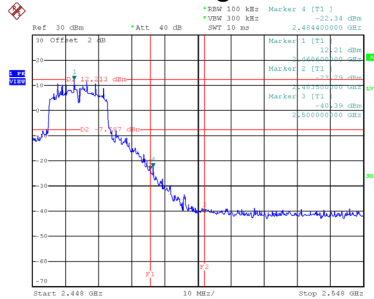
Test Mode TX N-20M Mode_Ant. 1

Bandedge-CH01



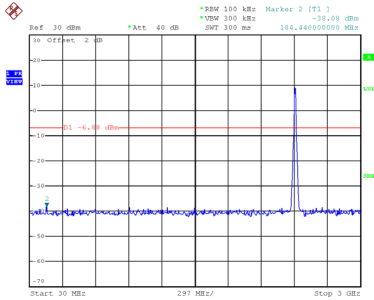
Date: 5.AUG.2020 17:26:57

Bandedge-CH11

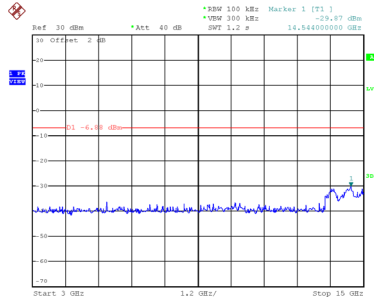


Date: 5.AUG.2020 17:38:37

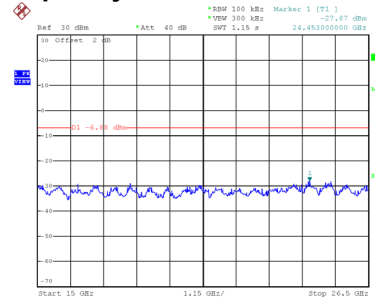
CH01 – 10th Harmonic of the fundamental frequency



Date: 5.AUG.2020 17:27:10

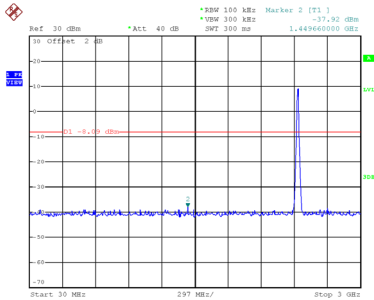


Date: 5.AUG.2020 17:27:17

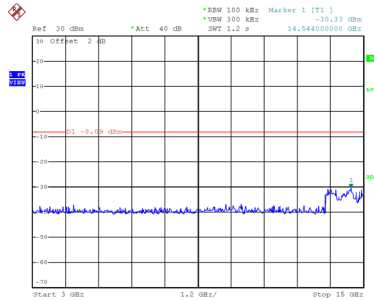


Date: 5.AUG.2020 17:27:25

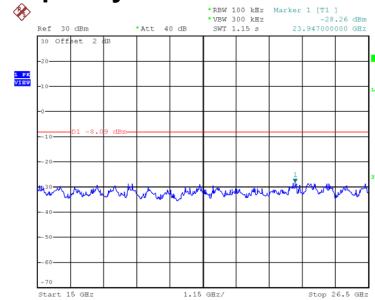
CH06 – 10th Harmonic of the fundamental frequency



Date: 5.AUG.2020 17:34:49

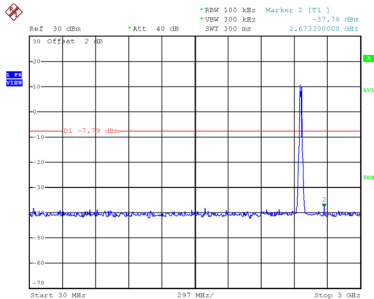


Date: 5.AUG.2020 17:34:57

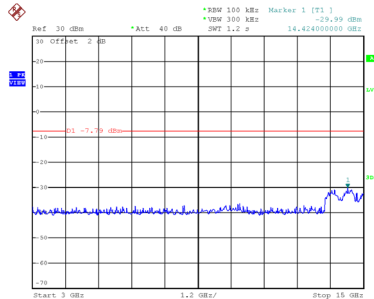


Date: 5.AUG.2020 17:35:04

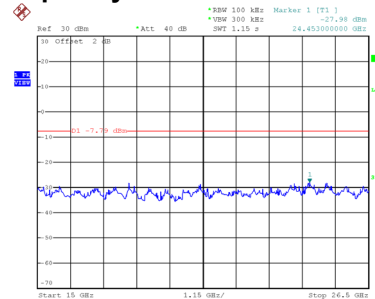
CH11 – 10th Harmonic of the fundamental frequency



Date: 5.AUG.2020 17:38:50



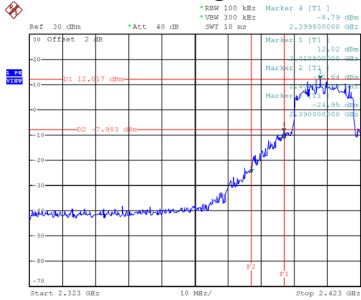
Date: 5.AUG.2020 17:38:57



Date: 5.AUG.2020 17:39:04

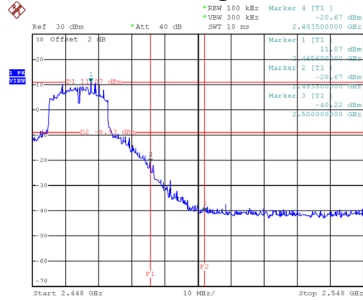
Test Mode TX N-20M Mode_Ant. 2

Bandedge-CH01



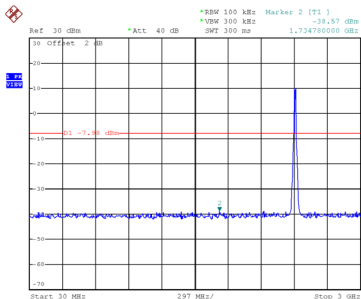
Date: 5.AUG.2020 17:28:46

Bandedge-CH11

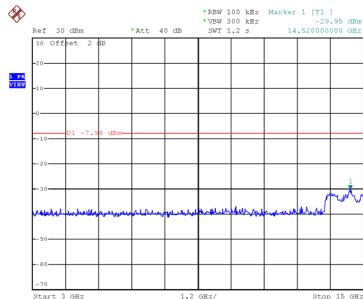


Date: 5.AUG.2020 17:42:23

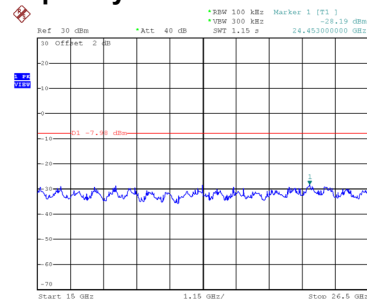
CH01 – 10th Harmonic of the fundamental frequency



Date: 5.AUG.2020 17:28:59

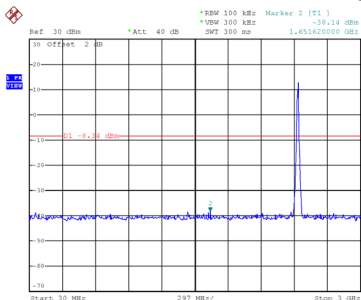


Date: 5.AUG.2020 17:29:06

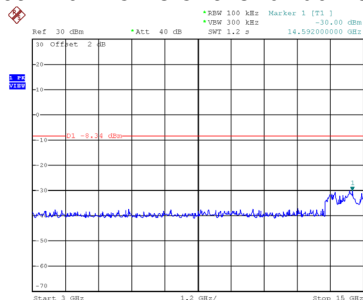


Date: 5.AUG.2020 17:29:13

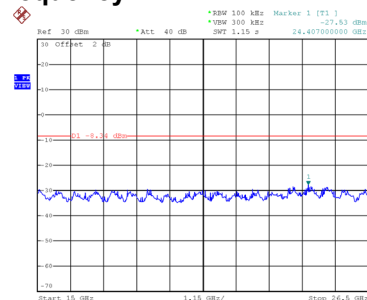
CH06 – 10th Harmonic of the fundamental frequency



Date: 5.AUG.2020 17:32:23

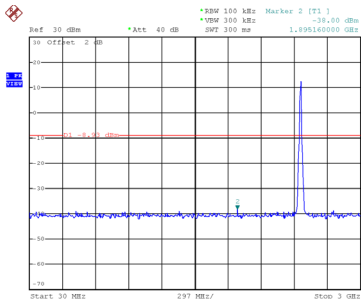


Date: 5.AUG.2020 17:32:30

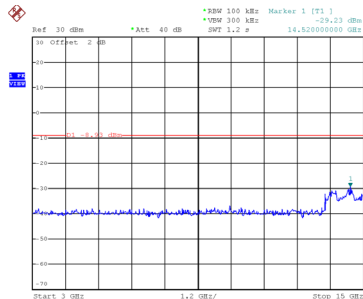


Date: 5.AUG.2020 17:32:38

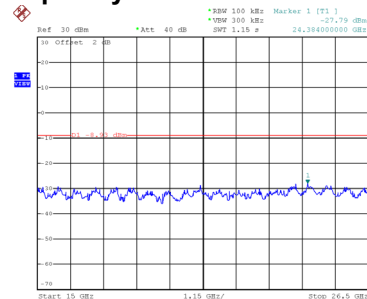
CH11 – 10th Harmonic of the fundamental frequency



Date: 5.AUG.2020 17:42:36



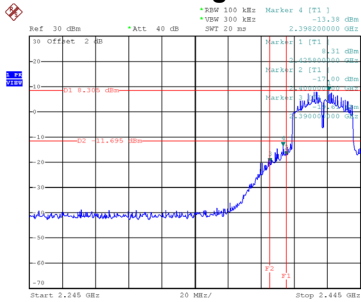
Date: 5.AUG.2020 17:42:43



Date: 5.AUG.2020 17:42:50

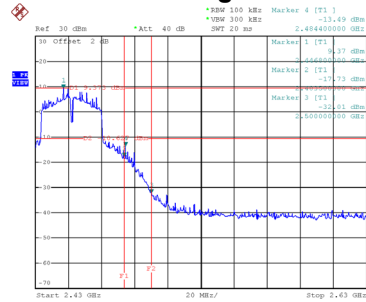
Test Mode TX N-40M Mode_Ant. 1

Bandedge-CH03



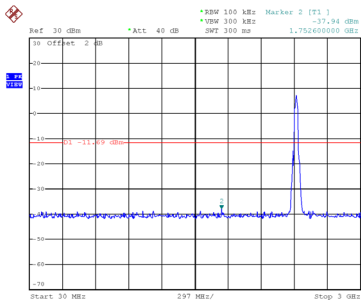
Date: 5.AUG.2020 18:11:57

Bandedge-CH09

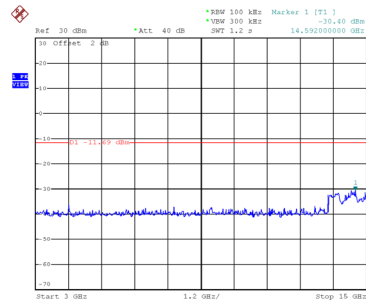


Date: 5.AUG.2020 18:18:54

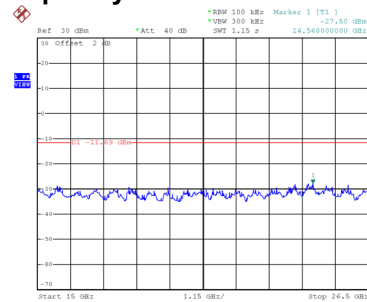
CH03 – 10th Harmonic of the fundamental frequency



Date: 5.AUG.2020 18:12:10

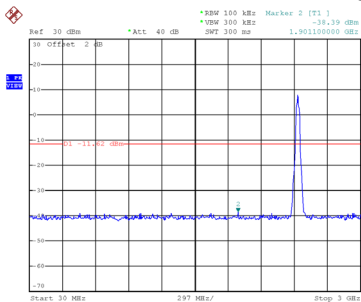


Date: 5.AUG.2020 18:12:17

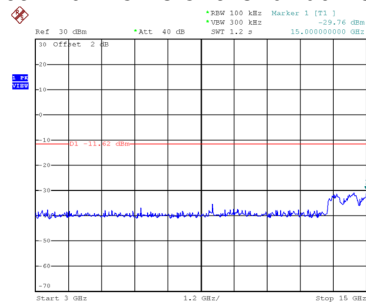


Date: 5.AUG.2020 18:12:25

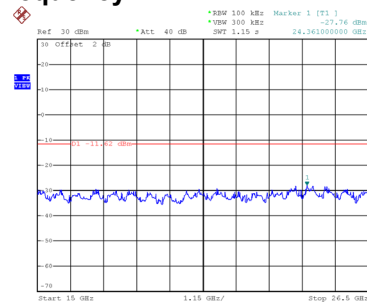
CH06 – 10th Harmonic of the fundamental frequency



Date: 5.AUG.2020 18:08:58

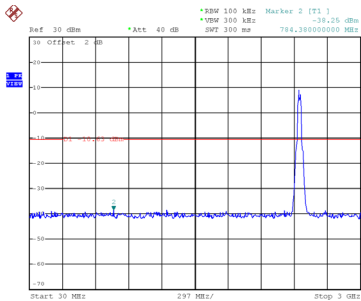


Date: 5.AUG.2020 18:09:05

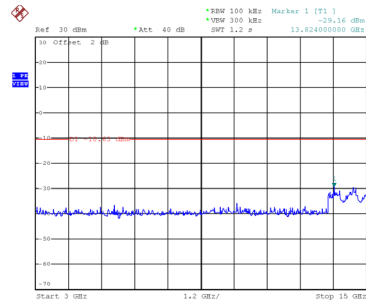


Date: 5.AUG.2020 18:09:13

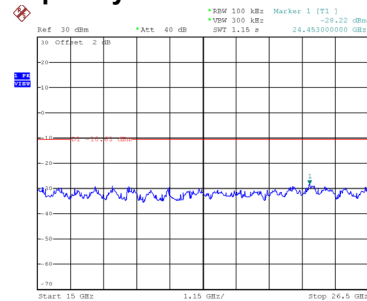
CH09 – 10th Harmonic of the fundamental frequency



Date: 5.AUG.2020 18:19:07



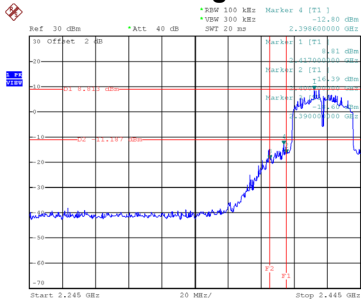
Date: 5.AUG.2020 18:19:14



Date: 5.AUG.2020 18:19:21

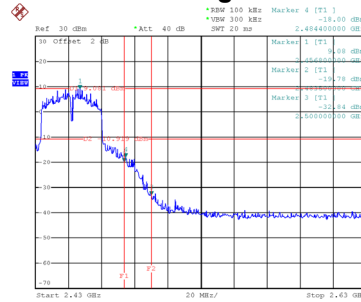
Test Mode TX N-40M Mode_Ant. 2

Bandedge-CH03



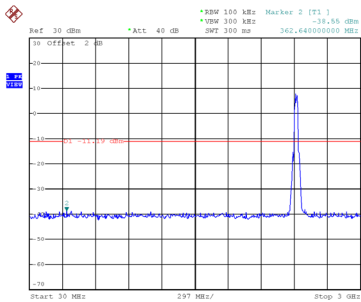
Date: 5.AUG.2020 18:13:51

Bandedge-CH09

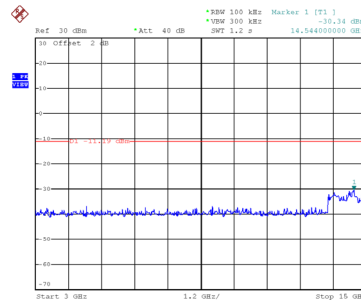


Date: 5.AUG.2020 18:17:03

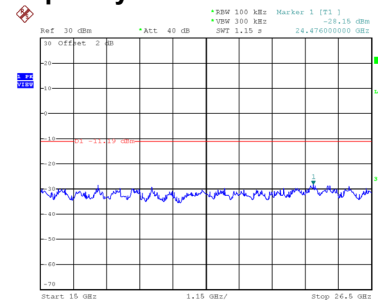
CH03 – 10th Harmonic of the fundamental frequency



Date: 5.AUG.2020 18:14:04

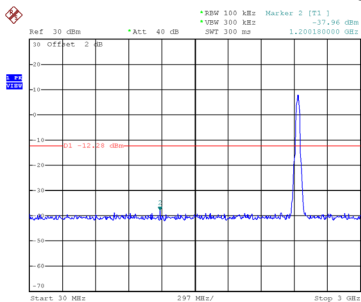


Date: 5.AUG.2020 18:14:11

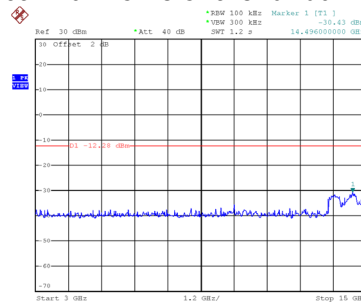


Date: 5.AUG.2020 18:14:18

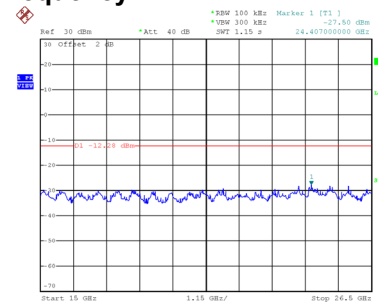
CH06 – 10th Harmonic of the fundamental frequency



Date: 5.AUG.2020 18:07:25

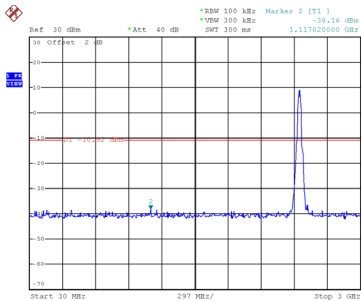


Date: 5.AUG.2020 18:07:33

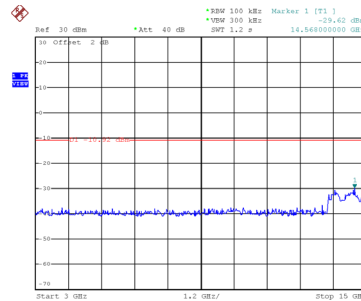


Date: 5.AUG.2020 18:07:40

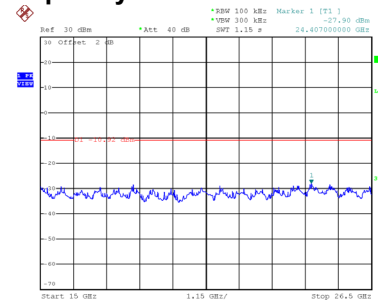
CH09 – 10th Harmonic of the fundamental frequency



Date: 5.AUG.2020 18:17:16



Date: 5.AUG.2020 18:17:23



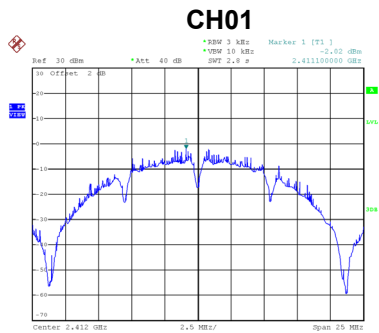
Date: 5.AUG.2020 18:17:30

APPENDIX H - POWER SPECTRAL DENSITY

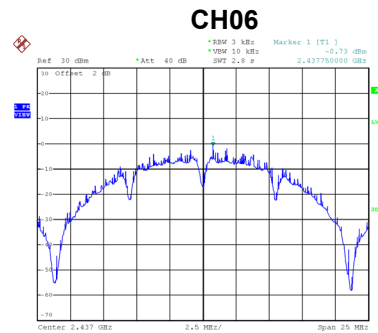
For 1T1R CDD

Test Mode	TX B Mode
-----------	-----------

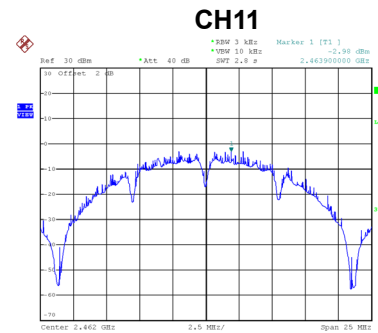
Channel	Frequency (MHz)	Power Spectral Density (dBm/3kHz)	Max. Limit (dBm/3kHz)	Result
01	2412	-2.02	8.00	Complies
06	2437	-0.73	8.00	Complies
11	2462	-2.98	8.00	Complies



Date: 5.AUG.2020 17:04:50



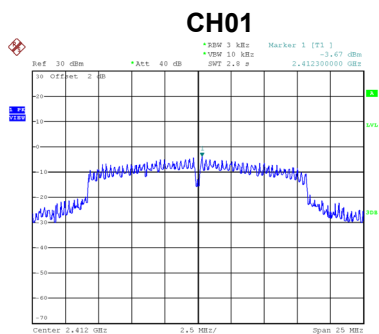
Date: 5.AUG.2020 17:10:25



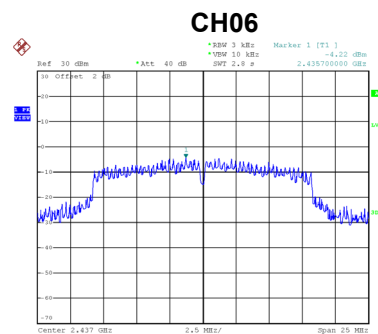
Date: 5.AUG.2020 17:13:44

Test Mode	TX G Mode
-----------	-----------

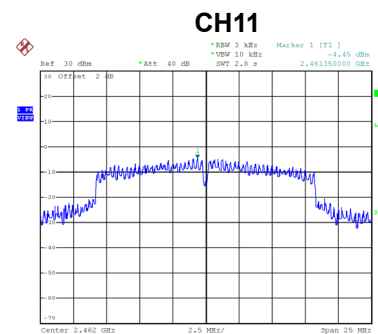
Channel	Frequency (MHz)	Power Spectral Density (dBm/3kHz)	Max. Limit (dBm/3kHz)	Result
01	2412	-3.67	8.00	Complies
06	2437	-4.22	8.00	Complies
11	2462	-4.45	8.00	Complies



Date: 5.AUG.2020 17:25:22



Date: 5.AUG.2020 17:18:33

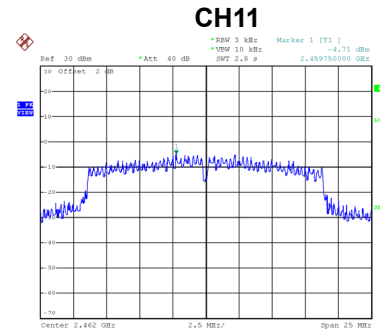
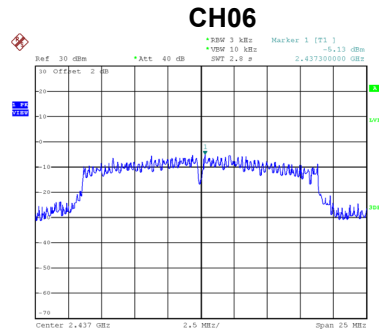
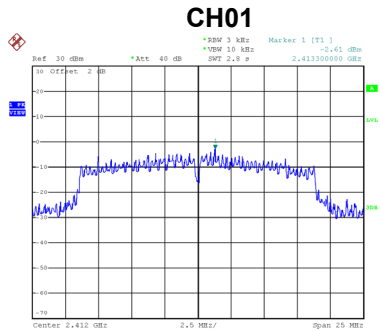


Date: 5.AUG.2020 17:21:21

For 2T2R-2 CDD

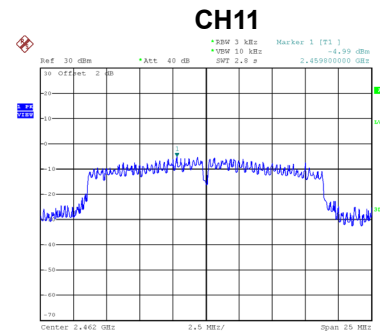
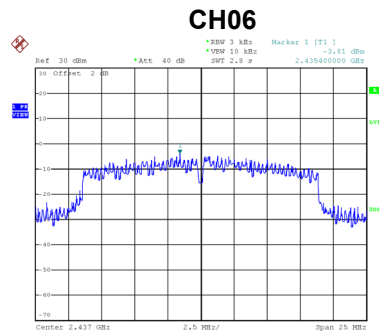
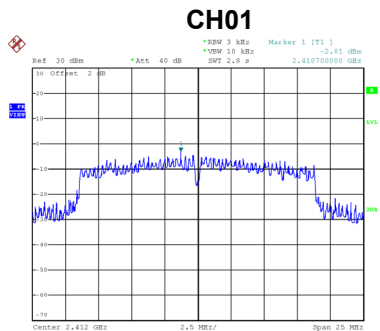
Test Mode	TX N-20M Mode_Ant. 1
-----------	----------------------

Channel	Frequency (MHz)	Power Spectral Density (dBm/3kHz)	Max. Limit (dBm/3kHz)	Result
01	2412	-2.61	5.99	Complies
06	2437	-5.13	5.99	Complies
11	2462	-4.71	5.99	Complies



Test Mode	TX N-20M Mode_Ant. 2
-----------	----------------------

Channel	Frequency (MHz)	Power Spectral Density (dBm/3kHz)	Max. Limit (dBm/3kHz)	Result
01	2412	-2.81	5.99	Complies
06	2437	-3.81	5.99	Complies
11	2462	-4.99	5.99	Complies

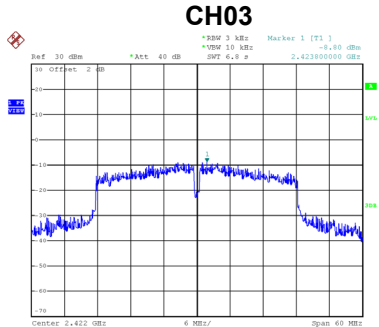


Test Mode	TX N-20M Mode_Total
-----------	---------------------

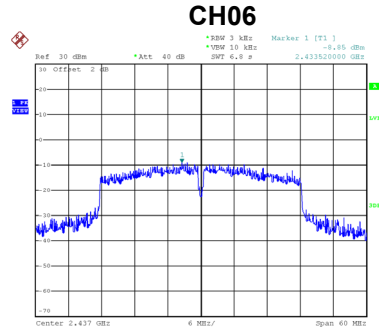
Channel	Frequency (MHz)	Power Spectral Density (dBm/3kHz)	Max. Limit (dBm/3kHz)	Result
01	2412	0.30	5.99	Complies
06	2437	-1.41	5.99	Complies
11	2462	-1.84	5.99	Complies

Test Mode	TX N-40M Mode_Ant. 1
-----------	----------------------

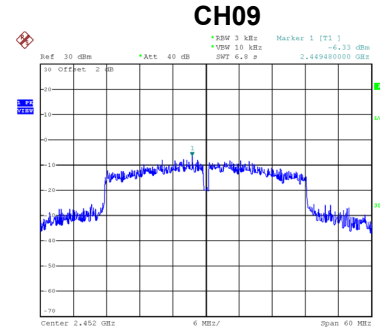
Channel	Frequency (MHz)	Power Spectral Density (dBm/3kHz)	Max. Limit (dBm/3kHz)	Result
03	2422	-8.80	5.99	Complies
06	2437	-8.85	5.99	Complies
09	2452	-6.33	5.99	Complies



Date: 5.AUG.2020 18:12:36



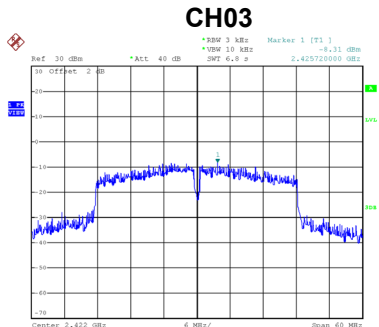
Date: 5.AUG.2020 18:09:24



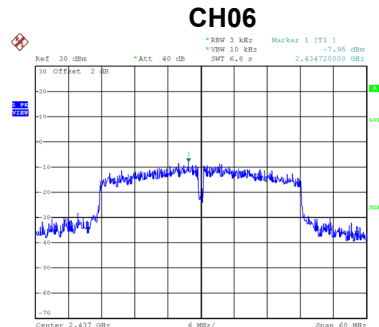
Date: 5.AUG.2020 18:19:33

Test Mode	TX N-40M Mode_Ant. 2
-----------	----------------------

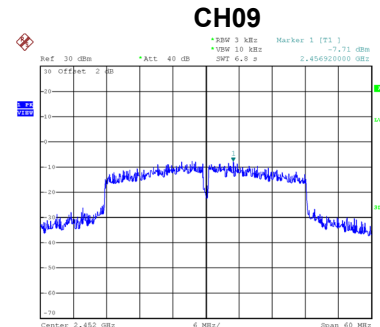
Channel	Frequency (MHz)	Power Spectral Density (dBm/3kHz)	Max. Limit (dBm/3kHz)	Result
03	2422	-8.31	5.99	Complies
06	2437	-7.95	5.99	Complies
09	2452	-7.71	5.99	Complies



Date: 5.AUG.2020 18:14:30



Date: 5.AUG.2020 18:07:51



Date: 5.AUG.2020 18:17:42

Test Mode	TX N-40M Mode_Total
-----------	---------------------

Channel	Frequency (MHz)	Power Spectral Density (dBm/3kHz)	Max. Limit (dBm/3kHz)	Result
03	2422	-5.54	5.99	Complies
06	2437	-5.37	5.99	Complies
09	2452	-3.96	5.99	Complies

End of Test Report